

Marcel Albers Memorial Trophy
Laps and Sector Times - Race 1

14 - 16 July 2023
Zandvoort GP - 4259mtr.

6 Jean-François Comte									Crosslé 20F											
lap	Sect-1	Speed	Sect-2	Speed	Sect-3	Speed	TopSpeed	laptime	pit	lap	Sect-1	Speed	Sect-2	Speed	Sect-3	Speed	Topspeed	laptime	pit	
1	47.654	132.8	44.409	153.4	36.839			2:08.902		6	41.681	155.6	43.669	<u>157.4</u>	36.810				2:02.160	
2	41.586	158.4	43.450	157.0	37.149			2:02.185		7	<u>41.429</u>	162.7	43.397	154.3	36.769				2:01.595	
3	41.950	<u>166.4</u>	43.568	154.5	37.330			2:02.848		8	41.654	163.9	<u>42.551</u>	156.3	36.810				<u>2:01.015</u>	
4	42.186	162.4	43.649	156.5	36.710			2:02.545		9	57.457	156.3	43.154	153.4	37.105				2:17.716	
5	41.604	159.8	43.161	155.8	37.222			2:01.987		10	42.569	153.6	43.193	156.7	<u>36.492</u>				2:02.254	


8 Michel Ghio									Merlyn MK20A											
lap	Sect-1	Speed	Sect-2	Speed	Sect-3	Speed	TopSpeed	laptime	pit	lap	Sect-1	Speed	Sect-2	Speed	Sect-3	Speed	Topspeed	laptime	pit	
1	45.451	170.9	42.143	165.9	35.160			2:02.754		7	40.243	175.3	41.310	161.9	35.303				1:56.856	
2	40.921	178.2	41.413	166.7	<u>34.885</u>			1:57.219		8	39.963	177.9	41.534	161.0	35.037				1:56.534	
3	40.129	<u>180.6</u>	<u>41.238</u>	<u>167.2</u>	35.137			1:56.504		9	39.904	176.5	41.534	159.8	35.722				1:57.160	
4	39.709	177.9	41.533	166.2	35.378			1:56.620		10	40.184	172.8	42.858	158.4	35.569				1:58.611	
5	40.600	174.5	41.449	163.1	34.923			1:56.972		11	40.254	153.2	<u>42.192</u>	156.7	35.825				1:58.271	
6	<u>39.569</u>	177.3	41.844	149.0	35.003			<u>1:56.416</u>		12										

9 Bob Crombag									Crosslé 55F											
lap	Sect-1	Speed	Sect-2	Speed	Sect-3	Speed	TopSpeed	laptime	pit	lap	Sect-1	Speed	Sect-2	Speed	Sect-3	Speed	Topspeed	laptime	pit	
1	46.188	161.0	42.335	149.4	36.960			2:05.483		7	40.991	165.6	41.954	144.0	37.009				1:59.954	
2	41.080	164.9	41.859	<u>150.4</u>	<u>36.808</u>			<u>1:59.747</u>		8	<u>40.877</u>	165.1	42.176	145.9	37.147				2:00.200	
3	41.623	165.4	42.740	148.1	37.093			2:01.456		9	41.044	<u>165.9</u>	42.042	145.0	37.317				2:00.403	
4	41.307	163.1	41.756	<u>150.4</u>	36.815			1:59.878		10	41.061	165.4	41.887	143.4	37.066				2:00.014	
5	41.016	164.6	42.238	145.4	37.149			2:00.403		11	40.974	165.4	<u>42.670</u>	145.6	37.788				2:01.432	
6	42.564	163.4	<u>41.651</u>	145.0	37.010			2:01.225		12										

11 Ole Holst									Royale RPB3A											
lap	Sect-1	Speed	Sect-2	Speed	Sect-3	Speed	TopSpeed	laptime	pit	lap	Sect-1	Speed	Sect-2	Speed	Sect-3	Speed	Topspeed	laptime	pit	
1	51.360	127.5	50.999	134.7	42.446			2:24.805		6	47.545	134.7	48.251	136.0	43.630				2:19.426	
2	47.480	132.7	49.154	138.3	41.525			2:18.159		7	48.077	124.0	51.480	136.9	43.058				2:22.615	
3	46.392	133.8	<u>47.452</u>	137.9	41.481			2:15.325		8	46.408	134.5	49.756	123.9	42.015				2:18.179	
4	<u>46.201</u>	<u>136.2</u>	47.482	138.8	<u>40.861</u>			<u>2:14.544</u>		9	46.534	127.8	<u>51.033</u>	122.0	42.850				2:20.417	
5	47.728	134.7	47.656	<u>140.4</u>	42.170			2:17.554		10										

18 Lars-Erik Åkersten									Hawke DL2A											
lap	Sect-1	Speed	Sect-2	Speed	Sect-3	Speed	TopSpeed	laptime	pit	lap	Sect-1	Speed	Sect-2	Speed	Sect-3	Speed	Topspeed	laptime	pit	
1	48.023	129.5	45.475	150.4	38.630			2:12.128		6	42.906	161.4	45.680	150.2	37.785				2:06.371	
2	43.125	157.0	46.610	<u>153.0</u>	38.264			2:07.999		7	43.066	<u>164.4</u>	<u>44.419</u>	152.3	<u>37.339</u>				<u>2:04.824</u>	
3	1:00.294	150.2	46.186	151.3	37.958			2:24.438		8	43.424	157.4	44.930	152.5	38.828				2:07.182	
4	<u>42.814</u>	157.2	45.641	149.4	37.849			2:06.304		9	43.388	132.2	1:03.159	146.7	38.320				2:24.867	
5	43.164	160.2	45.417	151.3	38.500			2:07.081		10	43.470	125.4	45.823	139.9	38.285				2:07.578	

21 Jeff Struijcken									Royale RP29											
lap	Sect-1	Speed	Sect-2	Speed	Sect-3	Speed	TopSpeed	laptime	pit	lap	Sect-1	Speed	Sect-2	Speed	Sect-3	Speed	Topspeed	laptime	pit	
1	46.323	156.1	44.251	150.8	37.174			2:07.748		7	41.839	165.9	<u>42.099</u>	158.1	36.416				2:00.354	
2	41.751	159.3	44.082	<u>159.8</u>	36.522			2:02.355		8	41.495	170.9	42.167	157.7	36.599				2:00.261	
3	41.494	170.3	43.273	157.9	36.867			2:01.634		9	41.203	<u>171.2</u>	43.000	143.8	36.835				2:01.038	
4	<u>41.005</u>	165.6	42.419	156.7	<u>36.274</u>			<u>1:59.698</u>		10	41.386	165.1	43.119	145.7	37.229				2:01.734	
5	42.239	162.7	43.175	157.0	37.516			2:02.930		11	41.719	162.7	<u>42.463</u>	144.0	37.114				2:01.296	
6	41.615	168.2	42.701	152.1	36.686			2:01.002		12										



Marcel Albers Memorial Trophy
Laps and Sector Times - Race 1

14 - 16 July 2023
Zandvoort GP - 4259mtr.

22 Roel Mulder									PRS RH02											
lap	Sect-1	Speed	Sect-2	Speed	Sect-3	Speed	TopSpeed	laptime	pit	lap	Sect-1	Speed	Sect-2	Speed	Sect-3	Speed	Topspeed	laptime	pit	
1		175.6	40.762	165.6	34.676			2:02.077		6	39.559	179.7	40.723	163.4	35.223				1:55.505	
2	39.882	183.7	40.564	164.6	35.254			1:55.700		7	40.943	180.3	41.860	166.7	<u>34.315</u>				1:57.118	
3	40.370	163.4	40.733	166.4	34.981			1:56.084		8	39.221	<u>184.9</u>	<u>39.889</u>	165.6	34.762				<u>1:53.872</u>	
4	39.165	175.0	40.343	<u>167.4</u>	34.611			1:54.119		9	<u>39.088</u>	183.4	45.940	163.6	35.818				2:00.846	
5	39.756	176.5	41.100	166.7	34.544			1:55.400		10	39.629	164.6	1:17.069	118.7	Pit In				2:56.156	


25 Pierre Dessy									Swift SC 92											
lap	Sect-1	Speed	Sect-2	Speed	Sect-3	Speed	TopSpeed	laptime	pit	lap	Sect-1	Speed	Sect-2	Speed	Sect-3	Speed	Topspeed	laptime	pit	
1	45.333	157.2	42.102	161.0	34.942			2:02.377		7	39.514	178.5	40.415	<u>163.1</u>	34.483				1:54.412	
2	40.619	173.4	41.308	162.4	34.839			1:56.766		8	39.607	175.9	40.580	161.0	34.468				1:54.655	
3	40.280	173.9	41.294	161.4	34.646			1:56.220		9	<u>39.200</u>	179.7	40.961	159.3	34.722				1:54.883	
4	40.314	172.5	41.219	<u>163.1</u>	34.929			1:56.462		10	40.041	157.0	41.341	152.1	35.031				1:56.413	
5	40.011	179.4	40.789	161.4	34.677			1:55.477		11	39.322	176.2	40.839	154.9	34.927				1:55.088	
6	39.308	<u>180.9</u>	<u>40.304</u>	<u>163.1</u>	<u>34.402</u>			<u>1:54.014</u>		12										

27 Régis Prévost									Mc Namara FCA MK3											
lap	Sect-1	Speed	Sect-2	Speed	Sect-3	Speed	TopSpeed	laptime	pit	lap	Sect-1	Speed	Sect-2	Speed	Sect-3	Speed	Topspeed	laptime	pit	
1	47.959	140.6	43.870	157.7	36.450			2:08.279		7	41.698	173.1	42.358	157.7	36.161				2:00.217	
2	41.039	162.7	43.473	<u>160.7</u>	36.347			2:00.859		8	41.302	166.4	43.215	157.4	37.149				2:01.666	
3	40.814	172.8	<u>42.253</u>	158.1	36.025			<u>1:59.092</u>		9	41.228	<u>173.9</u>	43.052	155.4	36.533				2:00.813	
4	41.416	168.8	43.554	157.4	36.370			2:01.340		10	41.572	168.8	43.209	143.4	36.556				2:01.337	
5	40.978	167.2	43.436	157.7	38.684			2:03.098		11	41.627	156.3	43.069	156.5	<u>35.787</u>				2:00.483	
6	<u>40.714</u>	173.6	42.900	157.0	35.914			1:59.528		12										

28 Carly Meskes									Van Diemen VD80											
lap	Sect-1	Speed	Sect-2	Speed	Sect-3	Speed	TopSpeed	laptime	pit	lap	Sect-1	Speed	Sect-2	Speed	Sect-3	Speed	Topspeed	laptime	pit	
1	44.656	172.5	41.470	161.7	36.342			2:02.468		7	39.196	180.9	40.676	160.7	35.009				1:54.881	
2	39.850	178.5	40.813	161.0	35.325			1:55.988		8	<u>39.045</u>	<u>181.2</u>	40.532	160.7	35.004				<u>1:54.581</u>	
3	39.787	173.9	42.431	166.9	35.182			1:57.400		9	39.102	180.6	40.918	159.5	35.638				1:55.658	
4	39.938	173.9	40.953	<u>169.0</u>	35.495			1:56.386		10	39.683	168.5	41.153	157.7	35.836				1:56.672	
5	39.741	178.8	40.844	161.2	<u>34.670</u>			1:55.255		11	39.704	180.0	41.244	160.5	35.461				1:56.409	
6	39.456	180.0	<u>40.420</u>	161.7	34.788			1:54.664		12										

30 Leon den Hollander									Mygale SJ02											
lap	Sect-1	Speed	Sect-2	Speed	Sect-3	Speed	TopSpeed	laptime	pit	lap	Sect-1	Speed	Sect-2	Speed	Sect-3	Speed	Topspeed	laptime	pit	
1		173.9	40.682	162.4	35.018			2:02.108		7	39.338	177.6	40.645	158.1	35.087				1:55.070	
2	40.256	178.2	40.412	161.9	35.339			1:56.007		8	39.169	179.1	40.284	159.1	34.903				1:54.356	
3	39.867	173.9	40.294	160.0	35.082			1:55.243		9	39.577	180.0	40.856	<u>164.4</u>	35.689				1:56.122	
4	39.288	177.6	<u>40.195</u>	161.9	34.723			<u>1:54.206</u>		10	<u>39.091</u>	<u>182.7</u>	41.207	163.4	<u>34.591</u>				1:54.889	
5	39.552	176.8	40.695	159.1	35.094			1:55.341		11	39.309	179.7	42.505	161.7	34.730				1:56.544	
6	39.335	176.8	41.189	160.0	35.340			1:55.864		12										

31 Loïc Bouquet									Van Diemen RF90											
lap	Sect-1	Speed	Sect-2	Speed	Sect-3	Speed	TopSpeed	laptime	pit	lap	Sect-1	Speed	Sect-2	Speed	Sect-3	Speed	Topspeed	laptime	pit	
1		175.0	41.265	162.9	35.118			2:02.014		7	39.829	180.0	<u>40.375</u>	166.2	34.665				1:54.869	
2	40.615	172.5	41.264	164.4	34.570			1:56.449		8	39.339	182.1	40.695	165.6	<u>34.224</u>				<u>1:54.258</u>	
3	39.933	167.2	40.754	<u>168.0</u>	35.032			1:55.719		9	39.329	180.9	40.823	163.9	35.684				1:55.836	
4	39.327	180.3	40.664	165.9	34.399			1:54.390		10	<u>39.248</u>	182.4	40.991	164.6	34.717				1:54.956	
5	39.880	181.8	40.832	167.4	34.635			1:55.347		11	39.322	181.2	42.001	162.9	34.871				1:56.194	
6	39.386	<u>183.1</u>	41.004	167.2	34.711			1:55.101		12										



Marcel Albers Memorial Trophy
Laps and Sector Times - Race 1

14 - 16 July 2023
Zandvoort GP - 4259mtr.

35 John Svensson										Ray GR17K										
lap	Sect-1	Speed	Sect-2	Speed	Sect-3	Speed	TopSpeed	laptime	pit	lap	Sect-1	Speed	Sect-2	Speed	Sect-3	Speed	Topspeed	laptime	pit	
1		181.8	40.210	172.5	34.524			1:58.051		7	38.889	187.2	39.899	169.0	33.991				1:52.779	
2	38.725	184.9	39.749	167.7	34.630			1:53.104		8	38.758	187.8	39.873	168.2	34.022				1:52.653	
3	38.807	188.8	40.428	165.1	34.776			1:54.011		9	<u>38.340</u>	187.8	39.587	169.3	<u>33.905</u>				<u>1:51.832</u>	
4	38.601	184.6	39.727	172.2	33.940			1:52.268		10	38.473	187.5	39.779	168.8	34.202				1:52.454	
5	38.680	188.2	<u>39.465</u>	<u>172.8</u>	34.323			1:52.468		11	39.120	184.0	40.590	169.3	34.048				1:53.758	
6	38.902	<u>189.5</u>	40.060	<u>172.8</u>	34.003			1:52.965		12										

37 Cédric Baeten										Royale RP24										
lap	Sect-1	Speed	Sect-2	Speed	Sect-3	Speed	TopSpeed	laptime	pit	lap	Sect-1	Speed	Sect-2	Speed	Sect-3	Speed	Topspeed	laptime	pit	
1	44.449	172.8	41.895	165.4	34.964			2:01.308		7	39.455	174.5	40.410	158.4	35.147				1:55.012	
2	39.813	<u>179.1</u>	41.065	<u>166.4</u>	<u>34.925</u>			1:55.803		8	39.393	175.0	40.730	157.7	35.125				1:55.248	
3	40.482	175.3	<u>40.225</u>	164.1	35.205			1:55.912		9	39.448	174.8	40.682	157.9	35.158				1:55.288	
4	39.999	176.8	40.476	157.4	35.027			1:55.502		10	39.427	174.5	41.665	157.0	35.180				1:56.272	
5	39.763	173.4	45.846	156.3	35.461			2:01.070		11	39.578	169.0	40.548	158.1	36.251				1:56.377	
6	<u>39.329</u>	176.2	40.658	158.1	34.932			<u>1:54.919</u>		12										


40 Augustin Sanjuan										Van Diemen RF80										
lap	Sect-1	Speed	Sect-2	Speed	Sect-3	Speed	TopSpeed	laptime	pit	lap	Sect-1	Speed	Sect-2	Speed	Sect-3	Speed	Topspeed	laptime	pit	
1		176.2	40.358	160.0	35.580			2:00.953		5	39.832	178.2	40.667	163.6	34.882				1:55.381	
2	39.690	174.5	40.685	159.3	35.526			1:55.901		6	39.625	179.1	40.564	158.1	35.637				1:55.826	
3	39.445	176.2	40.627	158.4	35.457			1:55.529		7	40.785	177.6	41.665	158.4	<u>34.578</u>				1:57.028	
4	39.569	175.9	40.458	157.7	35.273			1:55.300		8	39.789	<u>180.3</u>	<u>39.707</u>	<u>164.9</u>	35.056				<u>1:54.552</u>	

42 Manuel Mangold										March 719										
lap	Sect-1	Speed	Sect-2	Speed	Sect-3	Speed	TopSpeed	laptime	pit	lap	Sect-1	Speed	Sect-2	Speed	Sect-3	Speed	Topspeed	laptime	pit	
1	44.137	160.2	42.631	<u>158.6</u>	<u>35.908</u>			2:02.676		7	<u>41.208</u>	172.5	42.554	151.7	36.345				2:00.107	
2	41.319	<u>174.2</u>	44.083	157.4	36.543			2:01.945		8	41.343	172.0	42.477	154.1	36.130				<u>1:59.950</u>	
3	41.598	172.2	43.471	157.9	36.359			2:01.428		9	41.551	168.5	43.256	151.7	37.043				2:01.850	
4	42.571	151.9	43.474	156.3	36.658			2:02.703		10	42.036	166.4	43.414	151.5	36.829				2:02.279	
5	41.385	168.5	43.861	146.7	36.983			2:02.229		11	41.355	164.1	<u>42.390</u>	151.9	36.432				2:00.177	
6	41.614	172.2	42.874	153.8	36.474			2:00.962		12										

43 Bob Scanlon										Crosslé 45F										
lap	Sect-1	Speed	Sect-2	Speed	Sect-3	Speed	TopSpeed	laptime	pit	lap	Sect-1	Speed	Sect-2	Speed	Sect-3	Speed	Topspeed	laptime	pit	
1	<u>52.829</u>	<u>85.8</u>	<u>1:12.471</u>	<u>96.3</u>	Pit In			3:17.518		2										

44 Philippe le Nech										Van Diemen RF80										
lap	Sect-1	Speed	Sect-2	Speed	Sect-3	Speed	TopSpeed	laptime	pit	lap	Sect-1	Speed	Sect-2	Speed	Sect-3	Speed	Topspeed	laptime	pit	
1	48.842	140.8	44.717	151.7	37.377			2:10.936		6	<u>41.677</u>	167.4	42.955	154.1	36.918				<u>2:01.550</u>	
2	41.738	159.8	43.067	152.5	37.484			2:02.289		7	42.094	164.1	43.103	153.4	38.431				2:03.628	
3	42.317	161.7	<u>42.723</u>	153.0	37.697			2:02.737		8	42.149	165.6	42.891	153.0	37.108				2:02.148	
4	41.873	167.2	43.379	154.1	<u>36.839</u>			2:02.091		9	42.196	165.6	43.568	126.2	39.144				2:04.908	
5	41.776	<u>169.5</u>	42.854	<u>154.5</u>	37.848			2:02.478		10	42.458	148.4	44.970	150.4	40.346				2:07.774	

50 Oke Leuber										Van Diemen RF88										
lap	Sect-1	Speed	Sect-2	Speed	Sect-3	Speed	TopSpeed	laptime	pit	lap	Sect-1	Speed	Sect-2	Speed	Sect-3	Speed	Topspeed	laptime	pit	
1	44.338	155.8	43.132	160.7	<u>35.283</u>			2:02.753		7	39.498	178.8	42.049	160.0	35.367				1:56.914	
2	39.705	175.0	42.662	160.7	35.505			1:57.872		8	39.574	178.8	41.806	161.4	35.397				1:56.777	
3	39.782	177.3	41.870	160.0	35.796			1:57.448		9	<u>39.363</u>	177.0	41.885	158.6	35.532				1:56.780	
4	39.469	<u>179.4</u>	41.932	161.4	35.513			1:56.914		10	39.898	160.5	43.310	161.0	35.770				1:58.978	



Marcel Albers Memorial Trophy
Laps and Sector Times - Race 1

14 - 16 July 2023
Zandvoort GP - 4259mtr.

5	39.750	175.9	41.977	161.4	35.837		1:57.564	11	39.451	167.2	<u>41.297</u>	<u>161.9</u>	35.674		<u>1:56.422</u>
6	39.617	178.8	41.459	161.2	35.496		1:56.572	12							

55 Jean-Pierre Baudart									Crosslé 32F											
lap	Sect-1	Speed	Sect-2	Speed	Sect-3	Speed	TopSpeed	laptime	pit	lap	Sect-1	Speed	Sect-2	Speed	Sect-3	Speed	Topspeed	laptime	pit	
1	45.394	166.2	42.028	158.6	36.453			2:03.875		7	41.346	166.9	<u>41.229</u>	<u>158.8</u>	35.998				1:58.573	
2	<u>40.639</u>	173.6	43.630	155.6	36.204			2:00.473		8	41.034	160.2	41.503	156.3	<u>35.837</u>				1:58.374	
3	41.362	172.5	42.291	153.0	36.384			2:00.037		9	40.806	170.9	41.312	156.1	35.972				<u>1:58.090</u>	
4	41.642	<u>174.2</u>	41.461	155.4	36.278			1:59.381		10	40.844	169.5	41.651	134.2	40.395				2:02.890	
5	40.873	170.1	41.811	155.6	36.034			1:58.718		11	40.989	172.5	42.218	151.9	36.348				1:59.555	
6	41.785	164.1	42.921	156.3	36.074			2:00.780		12										


61 Eric Moulinet									Van Diemen RF90											
lap	Sect-1	Speed	Sect-2	Speed	Sect-3	Speed	TopSpeed	laptime	pit	lap	Sect-1	Speed	Sect-2	Speed	Sect-3	Speed	Topspeed	laptime	pit	
1	45.883	166.7	42.055	160.5	35.393			2:03.331		7	40.407	172.8	42.214	160.0	35.201				1:57.822	
2	41.404	162.7	43.937	161.7	35.892			2:01.233		8	40.132	<u>180.6</u>	41.988	160.5	<u>35.013</u>				<u>1:57.133</u>	
3	41.624	170.3	42.969	159.5	36.310			2:00.903		9	<u>39.778</u>	180.3	1:02.818	154.3	37.011				2:19.607	
4	42.210	164.9	42.163	<u>162.2</u>	35.735			2:00.108		10	41.209	168.0	43.006	147.9	36.813				2:01.028	
5	41.081	174.8	<u>41.798</u>	<u>162.2</u>	35.137			1:58.016		11	40.820	173.9	43.485	161.9	36.585				2:00.890	
6	40.642	175.3	41.820	161.2	35.162			1:57.624		12										

68 Michel Dupont									Van Diemen RF89											
lap	Sect-1	Speed	Sect-2	Speed	Sect-3	Speed	TopSpeed	laptime	pit	lap	Sect-1	Speed	Sect-2	Speed	Sect-3	Speed	Topspeed	laptime	pit	
1	46.386	153.6	42.687	<u>163.1</u>	35.671			2:04.744		7	40.873	177.6	41.197	161.0	<u>35.306</u>				1:57.376	
2	47.907	173.1	42.337	162.7	36.347			2:06.591		8	<u>40.380</u>	174.5	<u>40.853</u>	162.4	35.453				<u>1:56.686</u>	
3	41.753	176.8	41.739	158.8	35.458			1:58.950		9	40.676	168.5	41.576	150.2	36.017				1:58.269	
4	41.749	<u>178.2</u>	42.360	161.0	36.451			2:00.560		10	40.609	170.9	41.742	139.0	39.876				2:02.227	
5	40.892	176.2	42.090	156.7	35.556			1:58.538		11	41.029	177.3	42.448	140.1	36.044				1:59.521	
6	40.841	176.8	41.751	154.9	35.450			1:58.042		12										

69 Christian Deridder									Reynard 89F											
lap	Sect-1	Speed	Sect-2	Speed	Sect-3	Speed	TopSpeed	laptime	pit	lap	Sect-1	Speed	Sect-2	Speed	Sect-3	Speed	Topspeed	laptime	pit	
1	44.438	156.5	42.284	<u>164.9</u>	36.032			2:02.754		7	41.268	163.9	41.922	159.8	36.163				1:59.353	
2	40.558	<u>169.8</u>	43.184	160.2	35.907			1:59.649		8	41.163	165.4	41.678	160.7	35.778				1:58.619	
3	<u>40.507</u>	162.2	41.941	160.7	35.493			<u>1:57.941</u>		9	40.944	169.5	41.603	159.5	35.670				1:58.217	
4	41.164	168.0	41.884	160.5	36.040			1:59.088		10	40.991	164.9	42.224	159.8	35.425				1:58.640	
5	40.953	163.4	42.319	160.5	35.520			1:58.792		11	40.537	166.9	42.286	161.9	<u>35.400</u>				1:58.223	
6	41.125	164.6	<u>41.490</u>	161.2	35.997			1:58.612		12										

70 Keith Davey									Van Diemen RF80											
lap	Sect-1	Speed	Sect-2	Speed	Sect-3	Speed	TopSpeed	laptime	pit	lap	Sect-1	Speed	Sect-2	Speed	Sect-3	Speed	Topspeed	laptime	pit	
1	43.530	161.0	42.733	162.2	36.323			2:02.586		7	41.239	<u>173.6</u>	42.436	157.2	36.294				1:59.969	
2	41.391	170.3	45.108	<u>163.4</u>	36.632			2:03.131		8	<u>41.021</u>	165.4	42.942	159.3	35.884				1:59.847	
3	41.790	161.2	42.602	158.4	36.018			2:00.410		9	41.110	161.0	42.980	157.7	36.255				2:00.345	
4	41.653	165.6	42.995	162.4	35.987			2:00.635		10	41.522	167.2	42.555	155.2	36.715				2:00.792	
5	41.418	168.5	<u>42.048</u>	160.2	<u>35.786</u>			<u>1:59.252</u>		11	41.351	162.7	42.678	158.8	36.664				2:00.693	
6	41.202	165.9	42.642	158.4	36.000			1:59.844		12										

72 Ed Waalewijn									Van Diemen RF88											
lap	Sect-1	Speed	Sect-2	Speed	Sect-3	Speed	TopSpeed	laptime	pit	lap	Sect-1	Speed	Sect-2	Speed	Sect-3	Speed	Topspeed	laptime	pit	
1	44.764	161.4	44.103	150.2	36.750			2:05.617		7	39.747	<u>176.5</u>	<u>40.716</u>	157.0	35.689				<u>1:56.152</u>	
2	40.458	172.2	42.612	153.4	36.314			1:59.384		8	39.659	175.3	40.792	<u>158.4</u>	35.999				1:56.450	



Marcel Albers Memorial Trophy
Laps and Sector Times - Race 1

14 - 16 July 2023
Zandvoort GP - 4259mtr.

3	40.116	174.5	41.169	155.4	36.844		1:58.129	9	<u>39.645</u>	175.6	41.309	157.7	35.658		1:56.612
4	40.345	174.8	41.124	153.0	36.064		1:57.533	10	40.498	173.9	41.571	126.9	40.779		2:02.848
5	39.666	174.2	41.648	155.2	37.472		1:58.786	11	40.604	168.5	42.008	153.4	36.574		1:59.186
6	40.156	173.9	40.954	154.3	<u>35.379</u>		1:56.489	12							


80 Jo Zosso										Van Diemen RF80										
lap	Sect-1	Speed	Sect-2	Speed	Sect-3	Speed	TopSpeed	laptime	pit	lap	Sect-1	Speed	Sect-2	Speed	Sect-3	Speed	Topspeed	laptime	pit	
1	43.607	168.5	41.472	<u>170.3</u>	35.939			2:01.018		7	39.309	176.2	40.681	154.5	35.093				1:55.083	
2	39.459	179.1	40.749	165.4	35.028			1:55.236		8	39.853	175.9	40.597	166.2	<u>34.548</u>				1:54.998	
3	39.461	178.2	42.043	160.7	35.421			1:56.925		9	<u>39.165</u>	174.5	40.759	161.7	35.198				1:55.122	
4	40.020	172.5	41.066	163.6	34.989			1:56.075		10	39.773	152.8	41.678	162.7	35.274				1:56.725	
5	39.648	177.0	41.744	163.6	35.259			1:56.651		11	39.359	178.2	41.038	143.8	35.175				1:55.572	
6	39.701	<u>180.6</u>	<u>40.332</u>	165.9	34.607			<u>1:54.640</u>		12										

89 Benjamin Monteiro										Van Diemen RF90										
lap	Sect-1	Speed	Sect-2	Speed	Sect-3	Speed	TopSpeed	laptime	pit	lap	Sect-1	Speed	Sect-2	Speed	Sect-3	Speed	Topspeed	laptime	pit	
1	44.441	170.3	41.440	<u>167.4</u>	36.319			2:02.200		7	39.774	178.2	40.239	162.2	<u>34.349</u>				1:54.362	
2	39.956	175.3	41.082	164.9	34.980			1:56.018		8	<u>39.145</u>	178.2	40.178	162.4	34.477				<u>1:53.800</u>	
3	40.842	169.3	40.822	165.6	34.986			1:56.650		9	39.169	<u>179.1</u>	<u>40.154</u>	162.4	34.691				1:54.014	
4	40.178	170.1	40.938	165.1	34.898			1:56.014		10	40.647	172.5	40.547	162.4	34.672				1:55.866	
5	39.582	175.0	40.614	161.9	34.690			1:54.886		11	39.523	178.5	40.188	163.9	34.507				1:54.218	
6	39.327	177.9	40.362	162.7	34.569			1:54.258		12										

93 Rémy d'Aubrey										Swift SC 92										
lap	Sect-1	Speed	Sect-2	Speed	Sect-3	Speed	TopSpeed	laptime	pit	lap	Sect-1	Speed	Sect-2	Speed	Sect-3	Speed	Topspeed	laptime	pit	
1		166.4	41.279	163.1	35.803			2:04.326		7	39.311	178.2	41.893	162.4	35.489				1:56.693	
2	39.597	176.5	40.742	161.0	35.017			1:55.356		8	<u>39.063</u>	177.9	<u>40.220</u>	161.0	<u>34.509</u>				<u>1:53.792</u>	
3	39.296	172.0	40.780	163.4	34.766			1:54.842		9	39.852	177.3	41.098	159.3	35.705				1:56.655	
4	39.320	<u>179.7</u>	40.652	<u>165.4</u>	34.571			1:54.543		10	39.481	166.2	42.219	149.4	35.994				1:57.694	
5	58.601	173.9	41.540	161.2	34.848			2:14.989		11	39.636	177.0	41.119	158.8	35.303				1:56.058	
6	39.619	177.9	40.767	160.0	34.813			1:55.199		12										

96 Pascal Monbaron										Ray GR19K										
lap	Sect-1	Speed	Sect-2	Speed	Sect-3	Speed	TopSpeed	laptime	pit	lap	Sect-1	Speed	Sect-2	Speed	Sect-3	Speed	Topspeed	laptime	pit	
1		181.5	40.177	166.4	34.587			1:57.946		7	39.093	186.2	39.871	169.5	34.074				1:53.038	
2	39.071	186.5	39.719	170.6	34.492			1:53.282		8	38.762	184.9	39.879	170.3	34.191				1:52.832	
3	38.529	183.7	40.501	164.1	35.069			1:54.099		9	38.390	187.2	39.673	169.8	<u>33.785</u>				<u>1:51.848</u>	
4	38.319	184.6	<u>39.545</u>	166.2	34.073			1:51.937		10	<u>38.268</u>	<u>190.1</u>	39.789	<u>171.2</u>	34.455				1:52.512	
5	38.382	184.3	39.581	166.7	34.551			1:52.514		11	38.858	184.3	40.515	170.1	34.246				1:53.619	
6	38.787	184.6	40.041	166.7	34.214			1:53.042		12										

116 Henrik Hansson										Lotus 61										
lap	Sect-1	Speed	Sect-2	Speed	Sect-3	Speed	TopSpeed	laptime	pit	lap	Sect-1	Speed	Sect-2	Speed	Sect-3	Speed	Topspeed	laptime	pit	
1	44.880	160.7	43.678	151.9	36.822			2:05.380		7	40.901	168.0	41.634	149.6	36.389				1:58.924	
2	40.995	<u>171.2</u>	44.405	151.5	36.205			2:01.605		8	41.148	142.9	41.956	150.0	36.331				1:59.435	
3	41.864	169.0	42.986	150.0	<u>35.925</u>			2:00.775		9	40.979	169.5	41.476	149.4	35.937				<u>1:58.392</u>	
4	41.280	170.6	42.494	151.7	35.928			1:59.702		10	<u>40.718</u>	170.1	41.604	148.6	39.675				2:01.997	
5	40.724	169.8	<u>41.475</u>	<u>153.0</u>	36.246			1:58.445		11	41.088	166.4	42.027	150.6	36.648				1:59.763	
6	40.839	170.1	42.127	151.5	36.024			1:58.990		12										



Marcel Albers Memorial Trophy
Laps and Sector Times - Race 1

14 - 16 July 2023
Zandvoort GP - 4259mtr.

128 Emmanuel Leclerc									Hawke DL2B										
lap	Sect-1	Speed	Sect-2	Speed	Sect-3	Speed	TopSpeed	laptime	pit	lap	Sect-1	Speed	Sect-2	Speed	Sect-3	Speed	Topspeed	laptime	pit
1	48.374	145.6	43.451	155.4	36.430			2:08.255		7	41.031	164.6	43.104	<u>158.4</u>	36.903			2:01.038	
2	41.427	163.4	43.127	153.2	36.225			2:00.779		8	40.838	168.2	<u>42.314</u>	157.4	36.461			<u>1:59.613</u>	
3	<u>40.550</u>	169.5	42.879	154.7	36.407			1:59.836		9	41.225	<u>170.9</u>	43.108	153.2	36.863			2:01.196	
4	40.993	157.2	43.139	154.7	36.396			2:00.528		10	40.916	166.2	42.924	150.6	36.840			2:00.680	
5	40.818	168.8	43.303	154.7	49.972			2:14.093		11	40.909	158.4	43.890	155.2	<u>36.080</u>			2:00.879	
6	41.005	164.9	43.294	153.6	36.402			2:00.701		12									

150 Nicklas Nilsson									Reynard 88F										
lap	Sect-1	Speed	Sect-2	Speed	Sect-3	Speed	TopSpeed	laptime	pit	lap	Sect-1	Speed	Sect-2	Speed	Sect-3	Speed	Topspeed	laptime	pit
1	45.126	168.0	41.385	163.4	36.559			2:03.070		7	39.289	<u>180.6</u>	40.325	165.9	34.855			1:54.469	
2	40.639	174.2	41.421	166.2	35.207			1:57.267		8	<u>38.478</u>	179.7	<u>40.028</u>	164.6	<u>34.533</u>			<u>1:53.039</u>	
3	39.982	174.5	41.172	165.9	34.943			1:56.097		9	38.856	177.6	40.612	165.4	35.065			1:54.533	
4	40.016	172.5	41.005	<u>166.9</u>	34.893			1:55.914		10	39.885	172.5	40.819	158.1	35.234			1:55.938	
5	40.098	179.1	40.844	166.7	34.726			1:55.668		11	39.172	179.1	40.692	164.9	35.623			1:55.487	
6	39.134	178.8	40.479	165.9	34.650			1:54.263		12									

161 Eric Lécluse									Lotus 69F										
lap	Sect-1	Speed	Sect-2	Speed	Sect-3	Speed	TopSpeed	laptime	pit	lap	Sect-1	Speed	Sect-2	Speed	Sect-3	Speed	Topspeed	laptime	pit
1	44.520	156.1	42.036	<u>166.4</u>	<u>35.369</u>			2:01.925		7	40.297	171.2	41.973	160.0	36.084			1:58.354	
2	41.493	171.4	<u>41.272</u>	163.4	35.729			1:58.494		8	40.557	166.7	42.221	158.1	35.602			1:58.380	
3	40.381	171.2	41.648	159.1	35.660			1:57.689		9	40.362	171.4	42.119	155.6	35.760			1:58.241	
4	<u>40.228</u>	<u>175.0</u>	41.739	160.0	35.625			1:57.592		10	40.506	155.8	43.047	157.2	36.473			2:00.026	
5	41.692	157.7	42.444	161.0	35.768			1:59.904		11	41.810	133.8	42.816	156.5	36.488			2:01.114	
6	40.252	171.7	41.629	160.0	35.456			<u>1:57.337</u>		12									