

Marcel Albers Memorial Trophy
Laps and Sector Times - Qualifying

14 - 16 July 2023
Zandvoort GP - 4259mtr.

6 Jean-François Comte										Crosslé 20F										
lap	Sect-1	Speed	Sect-2	Speed	Sect-3	Speed	TopSpeed	laptime	pit	lap	Sect-1	Speed	Sect-2	Speed	Sect-3	Speed	Topspeed	laptime	pit	
1	Pit Out	157.9	44.674	146.7	39.141			2:10.613		5	41.870	160.0	45.069	154.7	38.378				2:05.317	
2	42.894	143.4	44.965	150.8	37.454			2:05.313		6	42.219	163.1	45.923	152.5	37.143				2:05.285	
3	41.847	165.1	43.432	155.6	37.384			2:02.663		7	<u>41.248</u>	<u>168.2</u>	<u>43.274</u>	<u>157.2</u>	<u>36.568</u>				<u>2:01.090</u>	
4	10:12.599	152.3	44.423	147.9	37.857			11:34.879		8										

8 Michel Ghio										Merlyn MK20A										
lap	Sect-1	Speed	Sect-2	Speed	Sect-3	Speed	TopSpeed	laptime	pit	lap	Sect-1	Speed	Sect-2	Speed	Sect-3	Speed	Topspeed	laptime	pit	
1	Pit Out	171.2	42.748	161.4	35.911			2:01.920		5	4:57.473	157.2	42.716	165.6	35.332				6:15.521	
2	40.164	177.0	41.841	162.2	35.300			1:57.305		6	39.516	<u>179.1</u>	41.124	<u>167.4</u>	<u>34.366</u>				1:55.006	
3	39.834	176.2	41.407	162.4	35.455			1:56.696		7	<u>39.207</u>	178.8	<u>40.114</u>	165.9	34.640				<u>1:53.961</u>	
4	5:08.075	175.6	41.571	163.9	34.952			6:24.598		8	39.879	149.4	45.760	159.3	Pit In				2:10.627	

9 Bob Crombag										Crosslé 55F										
lap	Sect-1	Speed	Sect-2	Speed	Sect-3	Speed	TopSpeed	laptime	pit	lap	Sect-1	Speed	Sect-2	Speed	Sect-3	Speed	Topspeed	laptime	pit	
1	Pit Out	<u>165.9</u>	45.510	148.8	37.669			2:06.833		5	4:53.253	165.6	42.480	<u>151.3</u>	36.851				6:12.584	
2	43.117	165.1	42.231	151.0	36.964			2:02.312		6	<u>40.862</u>	164.6	41.720	149.8	<u>36.524</u>				<u>1:59.106</u>	
3	41.370	165.4	41.946	149.2	36.729			2:00.045		7	41.360	163.6	<u>41.461</u>	149.0	36.564				1:59.385	
4	5:03.990	<u>165.9</u>	41.792	149.0	37.264			6:23.046		8	41.172	158.8	42.140	147.1	37.141				2:00.453	


11 Ole Holst										Royale RPB3A										
lap	Sect-1	Speed	Sect-2	Speed	Sect-3	Speed	TopSpeed	laptime	pit	lap	Sect-1	Speed	Sect-2	Speed	Sect-3	Speed	Topspeed	laptime	pit	
1	Pit Out	119.2	54.278	130.3	43.020			2:28.682		5	46.091	135.8	47.650	140.3	40.749				2:14.490	
2	48.029	133.8	49.143	139.5	41.181			2:18.353		6	46.160	138.5	46.690	140.3	<u>40.083</u>				2:12.933	
3	47.025	128.1	49.005	113.2	Pit In			5:01.071		7	<u>45.051</u>	<u>145.0</u>	<u>46.636</u>	<u>143.2</u>	41.442				2:13.129	
4	Pit Out	130.6	47.971	140.3	41.345			9:13.594		8										

14 Gerhard Hauschulte										Van Diemen RF87										
lap	Sect-1	Speed	Sect-2	Speed	Sect-3	Speed	TopSpeed	laptime	pit	lap	Sect-1	Speed	Sect-2	Speed	Sect-3	Speed	Topspeed	laptime	pit	
1	Pit Out	157.7	43.093	155.4	35.715			2:06.350		5	4:56.558	169.8	41.582	161.7	35.340				6:13.480	
2	41.585	162.9	43.808	161.4	36.080			2:01.473		6	40.231	177.0	40.905	<u>162.2</u>	<u>35.218</u>				<u>1:56.354</u>	
3	41.794	161.4	41.468	159.8	35.279			1:58.541		7	40.874	<u>177.3</u>	41.890	161.9	35.384				1:58.148	
4	4:31.144	162.7	42.291	159.1	35.565			5:49.000		8	40.398	176.8	41.323	161.2	36.650				1:58.371	

17 Klaus-Dieter Häckel										Van Diemen RF88										
lap	Sect-1	Speed	Sect-2	Speed	Sect-3	Speed	TopSpeed	laptime	pit	lap	Sect-1	Speed	Sect-2	Speed	Sect-3	Speed	Topspeed	laptime	pit	
1	Pit Out	173.9	40.583	168.8	34.548			2:01.447		5	38.871	<u>186.9</u>	40.136	169.0	34.247				1:53.254	
2	38.673	186.5	39.515	168.0	34.331			1:52.519		6	38.608	185.2	39.970	170.1	34.097				1:52.675	
3	38.587	175.3	<u>39.505</u>	<u>170.6</u>	<u>33.802</u>			<u>1:51.894</u>		7	38.574	186.2	59.701	117.1	Pit In				2:29.943	
4	10:36.651	184.6	39.832	170.3	33.997			11:50.480		8										

18 Lars-Erik Åkersten										Hawke DL2A										
lap	Sect-1	Speed	Sect-2	Speed	Sect-3	Speed	TopSpeed	laptime	pit	lap	Sect-1	Speed	Sect-2	Speed	Sect-3	Speed	Topspeed	laptime	pit	
1	Pit Out	146.3	45.760	149.2	38.501			2:09.717		5	4:56.441	160.7	45.287	150.4	37.954				6:19.682	
2	1:02.429	161.4	<u>44.978</u>	150.0	38.505			2:25.912		6	43.987	128.1	50.172	145.4	38.264				2:12.423	
3	42.442	159.5	46.793	<u>153.4</u>	38.214			2:07.449		7	44.723	149.8	45.414	152.3	<u>37.347</u>				2:07.484	
4	4:28.752	150.6	45.295	146.1	37.922			5:51.969		8	<u>42.161</u>	<u>161.9</u>	45.664	146.9	37.852				<u>2:05.677</u>	

21 Jeff Struijcken										Royale RP29										
lap	Sect-1	Speed	Sect-2	Speed	Sect-3	Speed	TopSpeed	laptime	pit	lap	Sect-1	Speed	Sect-2	Speed	Sect-3	Speed	Topspeed	laptime	pit	
1	Pit Out	154.1	46.615	142.9	37.777			2:09.833		5	4:58.702	148.8	43.457	149.8	36.374				6:18.533	
2	48.260	161.9	44.215	139.7	37.805			2:10.280		6	40.829	171.4	42.306	<u>160.2</u>	<u>35.814</u>				1:58.949	



Marcel Albers Memorial Trophy
Laps and Sector Times - Qualifying

14 - 16 July 2023
Zandvoort GP - 4259mtr.

3	41.399	172.2	42.306	156.3	36.057	1:59.762	7	<u>40.773</u>	<u>172.8</u>	<u>41.689</u>	160.0	35.838	<u>1:58.300</u>
4	4:44.403	146.5	45.168	139.0	38.077	6:07.648	8	44.951	123.4	47.760	120.1	38.056	2:10.767

22 Roel Mulder										PRS RH02									
lap	Sect-1	Speed	Sect-2	Speed	Sect-3	Speed	TopSpeed	laptime	pit	lap	Sect-1	Speed	Sect-2	Speed	Sect-3	Speed	Topspeed	laptime	pit
1	Pit Out	168.5	43.583	160.7	35.637			2:07.149		5	39.223	<u>184.9</u>	40.350	<u>169.3</u>	34.480			1:54.053	
2	41.066	170.9	41.602	165.9	35.769			1:58.437		6	39.187	175.9	40.371	167.7	34.651			1:54.209	
3	40.086	176.8	40.507	165.9	35.153			1:55.746		7	<u>38.838</u>	182.1	40.292	168.2	<u>34.351</u>			<u>1:53.481</u>	
4	10:35.211	171.7	41.356	166.2	34.698			11:51.265		8	38.922	181.8	<u>39.974</u>	<u>169.3</u>	34.876			1:53.772	

25 Pierre Dessy										Swift SC 92									
lap	Sect-1	Speed	Sect-2	Speed	Sect-3	Speed	TopSpeed	laptime	pit	lap	Sect-1	Speed	Sect-2	Speed	Sect-3	Speed	Topspeed	laptime	pit
1	Pit Out	150.2	43.573	156.3	36.399			2:03.531		5	4:54.571	144.4	42.890	150.8	36.226			6:13.687	
2	40.133	175.3	40.809	158.8	35.283			1:56.225		6	40.341	174.8	40.965	154.9	36.387			1:57.693	
3	39.824	174.8	40.481	160.5	<u>34.515</u>			1:54.820		7	<u>39.649</u>	<u>176.5</u>	<u>40.241</u>	<u>162.2</u>	34.541			<u>1:54.431</u>	
4	5:36.723	161.4	41.540	160.0	35.506			6:53.769		8	41.836	149.4	43.061	154.7	37.159			2:02.056	


27 Régis Prévost										Mc Namara FCA MK3									
lap	Sect-1	Speed	Sect-2	Speed	Sect-3	Speed	TopSpeed	laptime	pit	lap	Sect-1	Speed	Sect-2	Speed	Sect-3	Speed	Topspeed	laptime	pit
1	Pit Out	147.7	45.706	153.4	38.630			2:09.369		5	4:47.455	164.9	43.292	157.7	36.325			6:07.072	
2	41.248	170.6	44.464	136.0	37.547			2:03.259		6	41.553	143.2	52.483	158.6	36.329			2:10.365	
3	<u>40.976</u>	<u>175.3</u>	42.822	<u>161.2</u>	38.359			2:02.157		7	42.576	170.9	42.714	158.4	<u>35.839</u>			2:01.129	
4	5:20.623	150.4	43.625	157.9	36.847			6:41.095		8	41.051	167.7	<u>42.606</u>	158.6	36.011			<u>1:59.668</u>	

28 Carly Meskes										Van Diemen VD80									
lap	Sect-1	Speed	Sect-2	Speed	Sect-3	Speed	TopSpeed	laptime	pit	lap	Sect-1	Speed	Sect-2	Speed	Sect-3	Speed	Topspeed	laptime	pit
1	Pit Out	161.0	45.229	162.4	36.905			2:05.432		6	39.226	178.8	40.171	164.9	34.822			1:54.219	
2	40.268	172.8	41.459	163.6	35.799			1:57.526		7	39.211	177.0	<u>39.882</u>	<u>166.2</u>	<u>34.567</u>			<u>1:53.660</u>	
3	41.314	177.6	41.212	161.4	34.993			1:57.519		8	39.214	<u>180.0</u>	40.291	163.9	34.655			1:54.160	
4	4:47.239	176.5	40.772	160.7	35.124			6:03.135		9	<u>39.010</u>	177.9	40.353	162.7	35.054			1:54.417	
5	4:59.096	172.5	41.465	162.4	34.967			6:15.528		10									

30 Leon den Hollander										Mygale SJ02									
lap	Sect-1	Speed	Sect-2	Speed	Sect-3	Speed	TopSpeed	laptime	pit	lap	Sect-1	Speed	Sect-2	Speed	Sect-3	Speed	Topspeed	laptime	pit
1	Pit Out	161.7	45.307	158.6	36.718			2:04.573		6	<u>38.906</u>	<u>177.3</u>	<u>39.657</u>	<u>163.4</u>	<u>34.496</u>			<u>1:53.059</u>	
2	40.241	<u>177.3</u>	40.765	161.4	34.979			1:55.985		7	39.363	174.5	39.997	161.9	34.788			1:54.148	
3	39.211	174.8	40.199	161.0	34.928			1:54.338		8	38.955	176.2	40.968	162.9	34.535			1:54.458	
4	4:42.225	176.8	40.391	161.7	34.992			5:57.608		9	38.931	176.2	40.100	162.7	36.158			1:55.189	
5	5:06.189	174.2	42.019	161.4	34.894			6:23.102		10									

31 Loïc Bouquet										Van Diemen RF90									
lap	Sect-1	Speed	Sect-2	Speed	Sect-3	Speed	TopSpeed	laptime	pit	lap	Sect-1	Speed	Sect-2	Speed	Sect-3	Speed	Topspeed	laptime	pit
1	Pit Out	167.2	43.429	161.2	35.189			2:05.139		5	4:52.626	174.2	41.254	166.7	34.214			6:08.094	
2	39.644	171.7	41.175	165.6	34.593			1:55.412		6	38.914	174.2	41.597	166.7	35.019			1:55.530	
3	39.059	<u>180.6</u>	40.360	165.4	<u>34.033</u>			<u>1:53.452</u>		7	40.312	152.1	41.983	167.2	34.677			1:56.972	
4	<u>4:46.659</u>	155.4	40.644	166.2	34.622			6:01.925		8	39.379	174.2	41.268	<u>168.0</u>	34.994			1:55.641	

35 John Svensson										Ray GR17K									
lap	Sect-1	Speed	Sect-2	Speed	Sect-3	Speed	TopSpeed	laptime	pit	lap	Sect-1	Speed	Sect-2	Speed	Sect-3	Speed	Topspeed	laptime	pit
1	Pit Out	176.2	40.432	168.0	34.477			1:57.058		3	38.754	172.8	39.759	169.5	<u>33.854</u>			<u>1:52.367</u>	
2	39.073	182.7	39.761	169.8	33.879			1:52.713		4	<u>4:35.357</u>	183.7	<u>39.698</u>	168.5	33.961			5:49.016	



Marcel Albers Memorial Trophy
Laps and Sector Times - Qualifying

14 - 16 July 2023
Zandvoort GP - 4259mtr.

37 Cédric Baeten										Royale RP24										
lap	Sect-1	Speed	Sect-2	Speed	Sect-3	Speed	TopSpeed	laptime	pit	lap	Sect-1	Speed	Sect-2	Speed	Sect-3	Speed	Topspeed	laptime	pit	
1	Pit Out	163.4	42.558	160.0	36.172			1:59.584		5	5:12.379	173.4	<u>40.007</u>	162.4	36.752				6:29.138	
2	40.497	173.9	40.612	161.4	34.822			1:55.931		6	<u>39.305</u>	169.8	40.926	<u>166.2</u>	34.896				<u>1:55.127</u>	
3	39.970	174.2	40.024	161.7	35.655			1:55.649		7	40.206	170.6	48.008	163.4	<u>34.420</u>				2:02.634	
4	4:46.234	174.2	40.774	158.6	35.060			6:02.068		8	40.011	<u>178.2</u>	41.528	163.6	35.200				1:56.739	

40 Augustin Sanjuan										Van Diemen RF80										
lap	Sect-1	Speed	Sect-2	Speed	Sect-3	Speed	TopSpeed	laptime	pit	lap	Sect-1	Speed	Sect-2	Speed	Sect-3	Speed	Topspeed	laptime	pit	
1	Pit Out	167.7	42.748	161.2	37.169			2:01.252		6	<u>38.750</u>	175.6	<u>39.557</u>	<u>165.4</u>	34.782				<u>1:53.089</u>	
2	42.456	166.4	41.547	161.0	34.630			1:58.633		7	39.497	162.7	39.630	160.5	35.010				1:54.137	
3	39.189	<u>178.2</u>	41.549	162.2	<u>34.371</u>			1:55.109		8	39.106	173.4	40.933	161.0	34.584				1:54.623	
4	4:41.502	166.9	39.731	164.6	34.506			5:55.739		9	39.015	172.2	39.592	162.2	35.320				1:53.927	
5	5:03.679	171.7	41.457	161.0	34.604			6:19.740		10										

42 Manuel Mangold										March 719										
lap	Sect-1	Speed	Sect-2	Speed	Sect-3	Speed	TopSpeed	laptime	pit	lap	Sect-1	Speed	Sect-2	Speed	Sect-3	Speed	Topspeed	laptime	pit	
1	Pit Out	136.4	49.225	153.6	41.031			2:18.280		5	41.773	170.1	45.825	123.9	38.685				2:06.283	
2	43.448	168.8	<u>42.710</u>	153.8	36.446			2:02.604		6	<u>40.984</u>	170.3	42.981	148.4	36.347				<u>2:00.312</u>	
3	41.321	169.3	44.163	<u>160.2</u>	<u>36.175</u>			2:01.659		7	41.785	<u>171.4</u>	42.953	155.8	36.516				2:01.254	
4	10:22.160	135.2	46.221	151.9	36.804			11:45.185		8										


43 Bob Scanlon										Crosslé 45F										
lap	Sect-1	Speed	Sect-2	Speed	Sect-3	Speed	TopSpeed	laptime	pit	lap	Sect-1	Speed	Sect-2	Speed	Sect-3	Speed	Topspeed	laptime	pit	
1	Pit Out	152.1	42.246	160.0	36.062			2:01.246		5	<u>4:53.957</u>	161.0	43.248	162.9	34.989				6:12.194	
2	42.004	162.9	41.602	161.9	35.422			1:59.028		6	41.172	161.0	42.836	162.4	35.503				1:59.511	
3	40.157	170.6	42.695	163.1	35.507			1:58.359		7	42.550	159.1	45.210	<u>163.4</u>	35.260				2:03.020	
4	4:49.510	156.7	41.678	162.7	35.707			6:06.895		8	40.688	175.3	41.277	161.9	<u>35.414</u>				<u>1:57.379</u>	

44 Philippe le Nech										Van Diemen RF80										
lap	Sect-1	Speed	Sect-2	Speed	Sect-3	Speed	TopSpeed	laptime	pit	lap	Sect-1	Speed	Sect-2	Speed	Sect-3	Speed	Topspeed	laptime	pit	
1	Pit Out	136.2	49.336	143.6	39.822			2:21.668		5	42.379	141.2	43.223	154.9	36.447				2:02.049	
2	44.150	156.3	45.495	152.5	38.174			2:07.819		6	<u>41.250</u>	166.2	42.376	155.2	36.536				2:00.162	
3	6:07.418	154.5	42.772	<u>157.0</u>	36.817			7:27.007		7	41.388	165.4	<u>42.193</u>	154.1	<u>36.297</u>				<u>1:59.878</u>	
4	4:59.117	158.6	43.212	155.2	37.891			6:20.220		8										

50 Oke Leuber										Van Diemen RF88										
lap	Sect-1	Speed	Sect-2	Speed	Sect-3	Speed	TopSpeed	laptime	pit	lap	Sect-1	Speed	Sect-2	Speed	Sect-3	Speed	Topspeed	laptime	pit	
1	Pit Out	163.9	44.730	158.6	37.816			2:08.110		3	<u>40.325</u>	170.9	43.488	161.4	35.658				1:59.471	
2	40.443	172.5	<u>42.052</u>	162.2	36.171			<u>1:58.666</u>		4	4:22.704	<u>175.9</u>	42.292	<u>163.6</u>	<u>35.654</u>				5:40.650	

55 Jean-Pierre Baudart										Crosslé 32F										
lap	Sect-1	Speed	Sect-2	Speed	Sect-3	Speed	TopSpeed	laptime	pit	lap	Sect-1	Speed	Sect-2	Speed	Sect-3	Speed	Topspeed	laptime	pit	
1	Pit Out	149.2	44.898	152.5	36.605			2:04.848		5	4:32.778	152.3	42.084	160.7	37.418				5:52.280	
2	41.548	165.9	41.815	157.4	36.358			1:59.721		6	<u>40.393</u>	169.3	<u>41.283</u>	160.2	36.174				<u>1:57.850</u>	
3	40.719	165.9	41.622	154.5	36.415			1:58.756		7	40.828	<u>169.8</u>	42.288	<u>162.9</u>	<u>35.725</u>				1:58.841	
4	5:01.119	155.4	46.114	123.6	37.154			6:24.387		8	42.320	134.7	53.139	129.5	Pit In				2:32.985	

61 Eric Moulinet										Van Diemen RF90										
lap	Sect-1	Speed	Sect-2	Speed	Sect-3	Speed	TopSpeed	laptime	pit	lap	Sect-1	Speed	Sect-2	Speed	Sect-3	Speed	Topspeed	laptime	pit	
1	Pit Out	142.1	44.992	159.5	38.902			2:11.121		5	41.368	<u>174.8</u>	<u>41.288</u>	163.9	35.448				1:58.104	
2	41.819	145.6	44.069	160.7	35.845			2:01.733		6	40.825	159.8	41.938	<u>165.4</u>	<u>35.030</u>				1:57.793	
3	40.681	173.6	42.537	163.6	36.035			1:59.253		7	<u>40.492</u>	168.8	42.691	163.9	35.838				1:59.021	



Marcel Albers Memorial Trophy
Laps and Sector Times - Qualifying

14 - 16 July 2023
Zandvoort GP - 4259mtr.

4	10:10.284	163.6	42.203	162.4	35.610		11:28.097	8	40.562	168.2	42.003	162.7	35.175		1:57.740
---	-----------	-------	--------	-------	--------	--	-----------	---	--------	-------	--------	-------	--------	--	----------

68 Michel Dupont									Van Diemen RF89										
lap	Sect-1	Speed	Sect-2	Speed	Sect-3	Speed	TopSpeed	laptime	pit	lap	Sect-1	Speed	Sect-2	Speed	Sect-3	Speed	Topspeed	laptime	pit
1	Pit Out	165.6	43.711	159.5	36.717			2:04.884		5	4:56.262	174.5	41.484	161.4	35.689			6:13.435	
2	45.353	174.8	41.508	159.3	35.635			2:02.496		6	40.749	175.3	41.976	<u>164.1</u>	35.408			1:58.133	
3	40.759	<u>176.8</u>	41.550	162.2	35.782			1:58.091		7	41.242	174.8	41.113	157.9	35.467			<u>1:57.822</u>	
4	4:47.218	160.0	42.181	161.0	35.362			6:04.761		8	40.519	174.8	41.389	158.8	<u>36.187</u>			1:58.095	

69 Christian Deridder									Reynard 89F										
lap	Sect-1	Speed	Sect-2	Speed	Sect-3	Speed	TopSpeed	laptime	pit	lap	Sect-1	Speed	Sect-2	Speed	Sect-3	Speed	Topspeed	laptime	pit
1	Pit Out	160.2	41.873	161.4	35.964			2:04.680		5	4:53.633	154.9	42.240	163.6	35.787			6:11.660	
2	41.264	167.7	42.181	161.4	35.569			1:59.014		6	<u>40.051</u>	174.2	<u>41.318</u>	<u>165.4</u>	35.029			<u>1:56.398</u>	
3	40.677	166.7	41.395	161.9	35.209			1:57.281		7	41.302	157.2	41.934	164.6	<u>34.819</u>			1:58.055	
4	4:43.223	158.8	41.481	161.9	35.282			5:59.986		8	40.296	<u>175.0</u>	41.494	<u>165.4</u>	35.169			1:56.959	

70 Keith Davey									Van Diemen RF80										
lap	Sect-1	Speed	Sect-2	Speed	Sect-3	Speed	TopSpeed	laptime	pit	lap	Sect-1	Speed	Sect-2	Speed	Sect-3	Speed	Topspeed	laptime	pit
1	Pit Out	147.9	45.197	157.2	37.290			2:06.927		5	4:51.169	165.6	43.274	161.4	36.207			6:10.650	
2	42.784	<u>169.8</u>	45.239	161.7	36.944			2:04.967		6	41.374	135.8	44.350	161.7	36.274			2:01.998	
3	41.554	167.7	43.728	160.7	36.618			2:01.900		7	41.308	168.2	<u>42.121</u>	162.4	<u>35.584</u>			<u>1:59.013</u>	
4	4:58.658	157.4	43.980	158.1	36.520			6:19.158		8	<u>41.278</u>	157.4	42.316	<u>163.4</u>	35.974			1:59.568	


72 Ed Waalewijn									Van Diemen RF88										
lap	Sect-1	Speed	Sect-2	Speed	Sect-3	Speed	TopSpeed	laptime	pit	lap	Sect-1	Speed	Sect-2	Speed	Sect-3	Speed	Topspeed	laptime	pit
1	Pit Out	142.3	46.793	145.2	37.901			2:12.321		4	10:25.586	152.5	44.525	<u>154.5</u>	<u>36.640</u>			11:46.751	
2	43.013	163.9	43.603	151.3	36.686			2:03.302		5	45.711	137.4	49.055	121.8	Pit In			2:30.342	
3	<u>41.242</u>	<u>166.4</u>	<u>42.109</u>	<u>154.5</u>	37.298			<u>2:00.649</u>		6									

80 Jo Zosso									Van Diemen RF80										
lap	Sect-1	Speed	Sect-2	Speed	Sect-3	Speed	TopSpeed	laptime	pit	lap	Sect-1	Speed	Sect-2	Speed	Sect-3	Speed	Topspeed	laptime	pit
1	Pit Out	134.7	44.706	158.6	37.346			2:06.310		5	4:54.590	174.2	41.089	143.2	38.263			6:13.942	
2	41.369	157.2	41.989	161.2	35.407			1:58.765		6	40.721	167.7	42.225	<u>167.2</u>	35.486			1:58.432	
3	39.785	174.2	41.218	165.1	35.565			1:56.568		7	39.987	139.4	43.567	164.4	<u>34.822</u>			1:58.376	
4	4:41.141	150.0	41.920	165.6	37.699			6:00.760		8	<u>39.310</u>	177.0	<u>40.298</u>	162.4	35.615			<u>1:55.223</u>	

89 Benjamin Monteiro									Van Diemen RF90										
lap	Sect-1	Speed	Sect-2	Speed	Sect-3	Speed	TopSpeed	laptime	pit	lap	Sect-1	Speed	Sect-2	Speed	Sect-3	Speed	Topspeed	laptime	pit
1	Pit Out	155.4	43.275	159.8	36.623			2:06.285		5	4:48.533	140.3	42.200	160.7	36.774			6:07.507	
2	40.283	169.0	40.934	164.4	35.649			1:56.866		6	39.560	<u>175.9</u>	41.302	164.6	<u>34.584</u>			1:55.446	
3	39.926	<u>175.9</u>	40.154	<u>166.2</u>	34.958			1:55.038		7	<u>39.294</u>	174.5	<u>40.079</u>	165.6	34.799			<u>1:54.172</u>	
4	5:04.865	157.9	42.268	162.7	35.216			6:22.349		8	39.302	157.9	40.573	165.4	37.658			1:57.533	

93 Rémy d'Aubrey									Swift SC 92										
lap	Sect-1	Speed	Sect-2	Speed	Sect-3	Speed	TopSpeed	laptime	pit	lap	Sect-1	Speed	Sect-2	Speed	Sect-3	Speed	Topspeed	laptime	pit
1	Pit Out	164.4	41.425	155.8	35.741			1:59.954		5	39.380	<u>175.6</u>	39.958	159.3	34.849			1:54.187	
2	39.946	172.5	40.343	158.1	35.264			1:55.553		6	39.185	174.5	<u>39.741</u>	159.3	<u>34.693</u>			<u>1:53.619</u>	
3	39.577	173.9	40.063	159.1	34.762			1:54.402		7	<u>38.899</u>	<u>175.6</u>	42.841	<u>161.7</u>	34.916			1:56.656	
4	11:16.236	173.4	39.961	158.8	34.893			12:31.090		8	39.988	175.3	41.023	159.8	34.994			1:56.005	

95 John Hayes-Harlow									Merlyn MK 11A										
lap	Sect-1	Speed	Sect-2	Speed	Sect-3	Speed	TopSpeed	laptime	pit	lap	Sect-1	Speed	Sect-2	Speed	Sect-3	Speed	Topspeed	laptime	pit
1	Pit Out	125.0	45.684	<u>154.5</u>	<u>37.390</u>			2:11.476		2	<u>42.053</u>	152.1	<u>44.717</u>	147.3	37.534			<u>2:04.304</u>	



Marcel Albers Memorial Trophy
Laps and Sector Times - Qualifying

14 - 16 July 2023
Zandvoort GP - 4259mtr.

96 Pascal Monbaron										Ray GR19K									
lap	Sect-1	Speed	Sect-2	Speed	Sect-3	Speed	TopSpeed	laptime	pit	lap	Sect-1	Speed	Sect-2	Speed	Sect-3	Speed	Topspeed	laptime	pit
1	Pit Out	173.4	40.447	167.2	34.519			1:56.747		6	39.280	181.2	39.563	167.7	34.018			1:52.861	
2	39.335	180.0	40.683	167.4	33.876			1:53.894		7	38.131	182.1	39.467	<u>168.0</u>	<u>33.683</u>			<u>1:51.281</u>	
3	38.331	179.7	39.606	167.7	34.138			1:52.075		8	38.104	183.4	39.654	<u>168.0</u>	33.964			1:51.722	
4	<u>4:38.186</u>	180.9	39.628	167.4	33.748			5:51.562		9	38.440	180.0	<u>39.228</u>	166.9	33.869			1:51.537	
5	5:03.617	180.9	39.795	<u>168.0</u>	33.994			6:17.406		10									

116 Henrik Hansson										Lotus 61									
lap	Sect-1	Speed	Sect-2	Speed	Sect-3	Speed	TopSpeed	laptime	pit	lap	Sect-1	Speed	Sect-2	Speed	Sect-3	Speed	Topspeed	laptime	pit
1	Pit Out	151.5	44.297	152.3	37.779			2:07.502		5	4:58.401	153.2	43.558	134.0	37.535			6:19.494	
2	41.337	164.9	43.492	149.4	36.423			2:01.252		6	40.471	169.0	45.380	122.7	37.697			2:03.548	
3	40.619	168.5	<u>40.995</u>	151.0	36.263			1:57.877		7	40.616	167.4	41.251	<u>152.5</u>	36.219			1:58.086	
4	4:54.351	159.3	42.040	<u>152.5</u>	36.322			6:12.713		8	<u>40.152</u>	168.0	41.128	<u>152.5</u>	<u>35.542</u>			<u>1:56.822</u>	

128 Emmanuel Leclerc										Hawke DL2B									
lap	Sect-1	Speed	Sect-2	Speed	Sect-3	Speed	TopSpeed	laptime	pit	lap	Sect-1	Speed	Sect-2	Speed	Sect-3	Speed	Topspeed	laptime	pit
1								2:02.537		4								2:01.939	
2								2:02.884		5								2:00.572	
3	Pit Out		Pit In		Pit In			12:26.077		6								<u>1:59.532</u>	

150 Nicklas Nilsson										Reynard 88F									
lap	Sect-1	Speed	Sect-2	Speed	Sect-3	Speed	TopSpeed	laptime	pit	lap	Sect-1	Speed	Sect-2	Speed	Sect-3	Speed	Topspeed	laptime	pit
1	Pit Out	149.2	43.130	159.5	36.815			2:04.345		6	39.155	178.8	40.639	164.9	34.898			1:54.692	
2	39.919	175.6	40.851	163.4	35.227			1:55.997		7	<u>38.955</u>	179.7	<u>40.227</u>	165.1	<u>34.725</u>			<u>1:53.907</u>	
3	39.688	176.5	40.827	163.6	35.161			1:55.676		8	39.999	142.1	43.057	164.1	35.046			1:58.102	
4	4:59.136	166.4	41.571	164.4	35.242			6:15.949		9	38.978	<u>180.0</u>	40.419	164.1	35.492			1:54.889	
5	4:58.598	159.1	42.222	<u>166.2</u>	35.709			6:16.529		10									

161 Eric Lécluse										Lotus 69F									
lap	Sect-1	Speed	Sect-2	Speed	Sect-3	Speed	TopSpeed	laptime	pit	lap	Sect-1	Speed	Sect-2	Speed	Sect-3	Speed	Topspeed	laptime	pit
1	Pit Out	154.1	43.168	160.5	36.803			2:03.467		5	4:55.392	162.4	42.658	<u>166.9</u>	35.094			6:13.144	
2	43.860	172.5	41.286	161.7	35.605			2:00.751		6	39.786	172.8	41.515	165.4	39.862			2:01.163	
3	40.257	156.1	42.642	162.2	35.125			1:58.024		7	41.036	167.2	41.942	163.1	35.266			1:58.244	
4	4:47.667	161.9	41.245	161.9	<u>34.917</u>			6:03.829		8	39.788	167.7	41.190	164.6	35.302			<u>1:56.280</u>	