



24H2CV

2CV and C1

20 - 22 October 2023

Laps and Sector Times - Paying Practice 2 - 2CV - C1

Spa Francorchamps - 7003mtr.

1 JMCE 1									Dyane										
lap	Sect-1	Speed	Sect-2	Speed	Sect-3	Speed	TopSpeed	laptime	pit	lap	Sect-1	Speed	Sect-2	Speed	Sect-3	Speed	Topspeed	laptime	pit
1	Pit Out		1:52.258		1:03.968	93.9		3:45.907		9	1:07.085		1:44.702		59.746	98.1		3:51.533	
2	1:12.444		2:43.502		1:47.391	92.5		5:43.337		10	1:05.885		1:44.572		59.468	98.0		3:49.925	
3	1:10.989		1:56.564		Pit In			4:20.832		11	1:10.770		2:15.840		Pit In			5:31.238	
4	Pit Out		2:19.500		1:09.549	94.9		9:52.055		12	Pit Out		1:44.912		1:01.456	98.1		16:07.075	
5	1:13.799		1:54.242		1:06.155	93.1		4:14.196		13	1:06.074		1:43.986		1:00.239	97.8		3:50.299	
6	13:19.664		1:52.238		1:07.181	93.7		16:19.083		14	<u>1:05.020</u>		1:44.632		<u>59.340</u>	<u>98.5</u>		3:48.992	
7	1:12.085		1:50.474		Pit In			4:17.503		15	1:05.735		<u>1:42.535</u>		59.944	98.4		<u>3:48.214</u>	
8	Pit Out		1:47.043		1:00.481	96.8		20:15.503		16	1:05.611		1:42.969		Pit In			3:58.015	


2 Dubble Crash by KAMA									2CV										
lap	Sect-1	Speed	Sect-2	Speed	Sect-3	Speed	TopSpeed	laptime	pit	lap	Sect-1	Speed	Sect-2	Speed	Sect-3	Speed	Topspeed	laptime	pit
1	Pit Out		1:52.664		Pit In			4:03.521		10	1:09.271		1:49.757		<u>1:01.910</u>	96.9		4:00.938	
2	Pit Out		2:37.986		1:05.900	<u>98.2</u>		6:49.597		11	16:04.774		<u>1:46.313</u>		Pit In			19:02.618	
3	1:12.857		1:50.131		1:03.742	97.8		4:06.730		12	Pit Out		2:29.687		1:02.874	95.2		15:49.884	
4	1:26.970		2:41.969		1:24.656	96.8		5:33.595		13	12:47.908		1:54.926		1:05.921	96.9		15:48.755	
5	1:11.224		1:50.431		1:04.029	98.1		4:05.684		14	1:13.535		1:55.848		1:04.170	96.9		4:13.553	
6	1:10.712		1:48.927		Pit In			4:57.842		15	1:11.731		1:59.625		1:05.073	96.9		4:16.429	
7	Pit Out		1:48.410		1:02.842	97.8		6:32.849		16	<u>1:08.024</u>		1:49.703		1:02.177	97.3		<u>3:59.904</u>	
8	1:10.088		1:47.991		1:05.460	96.1		4:03.539		17	1:09.136		1:50.167		Pit In			4:15.940	
9	13:04.067		1:51.081		1:02.700	96.9		15:57.848		18									

5 La Botte by Beaufort Racing									2CV										
lap	Sect-1	Speed	Sect-2	Speed	Sect-3	Speed	TopSpeed	laptime	pit	lap	Sect-1	Speed	Sect-2	Speed	Sect-3	Speed	Topspeed	laptime	pit
1	Pit Out		1:58.760		1:06.849	85.7		3:53.157		11	1:12.638		1:51.458		1:04.068	95.5		4:08.164	
2	1:14.615		1:57.959		1:03.809	93.4		4:16.383		12	1:10.931		1:47.836		Pit In			4:13.562	
3	1:48.577		2:48.047		1:04.467	94.8		5:41.091		13	Pit Out		2:07.660		Pit In			16:10.866	
4	1:08.939		1:47.164		1:01.446	97.2		3:57.549		14	Pit Out		1:47.915		1:02.618	94.9		7:11.662	
5	1:07.164		2:28.702		2:00.040	93.8		5:35.906		15	1:08.444		<u>1:45.053</u>		1:01.496	96.8		<u>3:54.993</u>	
6	1:13.119		1:51.683		1:02.328	<u>97.6</u>		4:07.130		16	1:07.690		1:48.345		<u>1:01.055</u>	96.0		3:57.090	
7	1:08.390		1:54.296		Pit In			5:06.570		17	<u>1:07.145</u>		1:47.772		Pit In			4:04.927	
8	Pit Out		1:50.790		1:07.013	94.5		25:43.331		18	Pit Out		1:49.832		1:07.429	72.1		6:48.844	
9	1:19.948		1:54.184		Pit In			4:27.547		19	2:15.762		2:49.289		1:11.684	95.6		6:16.735	
10	Pit Out		1:48.282		1:02.125	96.4		19:21.336		20	1:13.085		1:47.089		1:03.274	97.0		4:03.448	

6 RTA									Dyane										
lap	Sect-1	Speed	Sect-2	Speed	Sect-3	Speed	TopSpeed	laptime	pit	lap	Sect-1	Speed	Sect-2	Speed	Sect-3	Speed	Topspeed	laptime	pit
1	Pit Out		2:40.377		1:08.813	90.5		5:10.168		5	2:16.258		2:03.926		1:07.554	91.6		5:27.738	
2	1:15.165		1:53.381		Pit In			4:21.337		6	1:13.719		1:51.222		1:02.925	92.5		4:07.866	
3	Pit Out		<u>1:49.887</u>		1:05.731	89.7		9:24.230		7	<u>14:32.408</u>		1:53.944		1:03.341	92.3		17:29.693	
4	1:15.057		1:54.075		1:43.192	77.6		4:52.324		8	1:09.705		1:54.084		<u>1:01.410</u>	<u>93.3</u>		<u>4:05.199</u>	

7 Flax-Team									Dyane										
lap	Sect-1	Speed	Sect-2	Speed	Sect-3	Speed	TopSpeed	laptime	pit	lap	Sect-1	Speed	Sect-2	Speed	Sect-3	Speed	Topspeed	laptime	pit
1	Pit Out		2:23.027		1:04.457	93.9		4:38.112		9	1:20.785		2:31.183		1:53.171	58.4		5:45.139	
2	<u>1:11.617</u>		1:49.475		<u>1:03.649</u>	93.8		<u>4:04.741</u>		10	19:29.122		1:56.668		1:08.714	<u>94.3</u>		22:34.504	
3	1:47.671		2:46.642		Pit In			5:47.135		11	1:14.620		2:00.740		1:09.792	93.2		4:25.152	





24H2CV

2CV and C1

20 - 22 October 2023

Laps and Sector Times - Paying Practice 2 - 2CV - C1

Spa Francorchamps - 7003mtr.

4	Pit Out	2:08.030	1:44.584	70.6	8:51.117	12	1:15.609	1:53.924	1:07.511	92.8	4:17.044
5	2:03.537	2:09.411	1:09.216	92.5	5:22.164	13	1:12.070	<u>1:49.101</u>	Pit In		4:20.967
6	1:17.834	2:05.705	1:07.342	91.8	4:30.881	14	Pit Out	2:45.053	1:07.961	93.7	7:54.263
7	39:18.937	2:05.919	1:08.118	92.1	42:32.974	15	1:13.044	1:53.769	1:08.626	93.4	4:15.439
8	1:16.078	2:02.348	1:07.259	94.0	4:25.685	16					

8 MRG										Dyane									
lap	Sect-1	Speed	Sect-2	Speed	Sect-3	Speed	TopSpeed	laptime	pit	lap	Sect-1	Speed	Sect-2	Speed	Sect-3	Speed	Topspeed	laptime	pit
1	Pit Out		2:55.283		Pit In			5:25.867		10	1:18.339		1:54.555		1:08.707	91.8		4:21.601	
2	Pit Out		1:58.217		1:09.668	87.6		6:02.815		11	1:23.110		2:07.479		2:04.412	59.6		5:35.001	
3	1:38.118		2:21.411		1:09.000	93.3		5:08.529		12	2:20.942		2:14.078		Pit In			13:00.324	
4	1:13.009		1:58.614		1:05.347	91.7		4:16.970		13	Pit Out		2:00.266		1:07.567	92.6		11:39.501	
5	1:14.223		2:34.638		1:58.676	60.2		5:47.537		14	1:12.848		1:52.030		1:08.662	91.9		4:13.540	
6	1:27.249		1:50.328		1:04.793	89.6		4:22.370		15	1:16.516		1:55.934		1:03.982	93.7		4:16.432	
7	1:13.389		1:53.104		1:06.774	<u>95.4</u>		4:13.267		16	1:11.257		<u>1:48.348</u>		<u>1:03.545</u>	92.7		<u>4:03.150</u>	
8	16:11.128		2:11.095		1:10.850	90.9		19:33.073		17	<u>1:10.416</u>		2:21.573		1:44.692	71.4		5:16.681	
9	17:23.616		2:00.165		1:08.564	87.6		<u>20:32.345</u>		18	1:53.845		1:53.419		1:04.812	93.1		4:52.076	

10 JMCE 10										Dyane									
lap	Sect-1	Speed	Sect-2	Speed	Sect-3	Speed	TopSpeed	laptime	pit	lap	Sect-1	Speed	Sect-2	Speed	Sect-3	Speed	Topspeed	laptime	pit
1	Pit Out		2:15.211		2:03.492	65.6		5:08.270		10	17:54.956		1:51.619		1:02.959	95.8		20:49.534	
2	1:22.225		1:54.535		1:05.204	95.3		4:21.964		11	1:14.554		1:50.604		1:04.196	92.2		4:09.354	
3	1:11.744		1:53.677		Pit In			4:59.918		12	1:11.263		1:46.761		<u>1:01.484</u>	94.2		<u>3:59.508</u>	
4	Pit Out		1:59.337		1:06.801	89.8		7:52.578		13	2:19.448		2:51.554		1:06.593	91.8		6:17.595	
5	1:13.774		2:18.686		1:52.488	65.5		5:24.948		14	<u>11:33.951</u>		<u>1:45.504</u>		1:01.858	94.2		14:21.313	
6	1:54.804		1:51.908		1:05.073	95.7		4:51.785		15	1:09.250		1:51.399		Pit In			4:15.982	
7	1:13.234		1:55.441		Pit In			4:23.559		16	Pit Out		1:58.496		1:04.166	92.8		6:41.142	
8	Pit Out		1:54.060		1:04.424	91.7		14:32.582		17	1:11.957		1:49.580		1:03.580	91.8		4:05.117	
9	1:12.662		1:50.664		1:02.186	<u>96.8</u>		4:05.512		18	1:13.374		1:50.362		Pit In			4:16.786	

11 Team Manitou 11										Dyane									
lap	Sect-1	Speed	Sect-2	Speed	Sect-3	Speed	TopSpeed	laptime	pit	lap	Sect-1	Speed	Sect-2	Speed	Sect-3	Speed	Topspeed	laptime	pit
1	Pit Out		2:04.006		1:11.060	91.2		4:10.211		8	21:03.963		1:48.975		1:07.395	92.0		24:00.333	
2	1:17.275		2:14.962		1:59.431	72.3		5:31.668		9	1:13.232		1:51.557		Pit In			4:51.922	
3	1:52.620		2:01.631		1:08.354	89.1		5:02.605		10	Pit Out		1:49.021		1:03.155	93.8		23:08.622	
4	1:18.470		2:10.358		1:22.477	76.9		4:51.305		11	<u>1:09.412</u>		1:48.474		1:02.223	93.9		<u>4:00.109</u>	
5	2:16.326		2:25.214		1:11.444	86.5		5:52.984		12	1:09.724		1:51.090		1:02.309	93.9		4:03.123	
6	1:20.213		2:04.732		1:07.939	87.8		4:32.884		13	1:09.543		1:48.480		Pit In			4:15.791	
7	18:49.168		1:56.919		1:03.570	92.9		21:49.657		14	Pit Out		<u>1:46.123</u>		<u>1:02.039</u>	<u>95.5</u>		14:54.451	

12 Racing Team Gaumais										Dyane									
lap	Sect-1	Speed	Sect-2	Speed	Sect-3	Speed	TopSpeed	laptime	pit	lap	Sect-1	Speed	Sect-2	Speed	Sect-3	Speed	Topspeed	laptime	pit
1	Pit Out		2:06.050		1:10.488	<u>79.9</u>		4:07.244		4	Pit Out		2:05.725		1:45.927	72.2		8:28.999	
2	1:19.938		<u>1:57.086</u>		<u>1:10.317</u>	78.9		<u>4:27.341</u>		5	2:13.394		2:19.141		1:12.283	79.8		5:44.818	
3	<u>1:18.607</u>		1:59.339		Pit In			4:40.022		6									





24H2CV

2CV and C1

20 - 22 October 2023

Laps and Sector Times - Paying Practice 2 - 2CV - C1

Spa Francorchamps - 7003mtr.


14 The Golden Horse I									Dyane										
lap	Sect-1	Speed	Sect-2	Speed	Sect-3	Speed	TopSpeed	laptime	pit	lap	Sect-1	Speed	Sect-2	Speed	Sect-3	Speed	Topspeed	laptime	pit
1	Pit Out		1:45.471		1:03.932	91.7		3:34.586		5	<u>1:08.460</u>		1:45.257		1:02.482	92.5		<u>3:56.199</u>	
2	1:18.335		1:49.442		Pit In			4:23.659		6	1:13.024		2:13.644		Pit In			5:32.448	
3	Pit Out		1:42.987		1:01.112	93.3		19:52.542		7	Pit Out		<u>1:42.007</u>		<u>1:00.816</u>	92.8		14:09.190	
4	1:21.707		1:44.191		1:01.139	<u>93.9</u>		4:07.037		8	1:36.833		2:00.583		Pit In			4:56.314	

17 Team 17									Dyane										
lap	Sect-1	Speed	Sect-2	Speed	Sect-3	Speed	TopSpeed	laptime	pit	lap	Sect-1	Speed	Sect-2	Speed	Sect-3	Speed	Topspeed	laptime	pit
1	Pit Out		1:48.967		1:03.653	94.7		3:47.047		12	17:54.667		1:51.151		1:05.211	96.4		20:51.029	
2	1:09.117		1:50.495		Pit In			4:17.276		13	1:09.859		1:48.923		1:03.554	95.9		4:02.336	
3	Pit Out		2:06.936		1:05.071	89.3		7:31.738		14	1:08.548		1:48.523		1:02.564	87.9		3:59.635	
4	1:09.490		1:48.608		1:01.951	96.3		4:00.049		15	2:17.712		2:48.636		1:07.315	98.1		6:13.663	
5	1:52.091		2:39.059		1:02.602	96.2		5:33.752		16	11:18.437		1:52.397		1:02.405	97.4		14:13.239	
6	1:08.129		1:51.737		1:02.239	96.1		4:02.105		17	1:08.368		1:46.907		1:02.380	97.1		3:57.655	
7	1:09.542		2:03.553		1:41.330	65.0		4:54.425		18	<u>1:07.249</u>		1:54.006		<u>1:01.201</u>	97.7		4:02.456	
8	2:03.774		1:57.685		1:02.513	97.8		5:03.972		19	1:09.538		1:52.936		Pit In			4:25.405	
9	1:10.485		<u>1:44.999</u>		1:01.249	98.3		<u>3:56.733</u>		20	Pit Out		1:53.203		1:04.640	96.3		6:05.093	
10	13:12.269		1:49.720		1:08.121	<u>99.4</u>		16:10.110		21	1:09.920		1:55.841		1:52.672	71.0		4:58.433	
11	1:14.445		1:46.818		1:05.652	93.8		4:06.915		22	2:11.854		1:54.475		1:03.715	96.2		5:10.044	

18 Trapanelle									Dyane										
lap	Sect-1	Speed	Sect-2	Speed	Sect-3	Speed	TopSpeed	laptime	pit	lap	Sect-1	Speed	Sect-2	Speed	Sect-3	Speed	Topspeed	laptime	pit
1	Pit Out		1:49.536		1:05.187	96.3		3:54.702		10	20:16.023		1:53.851		1:04.291	97.2		23:14.165	
2	1:31.941		3:01.648		1:20.174	96.6		5:53.763		11	1:12.817		1:49.649		1:06.743	90.0		4:09.209	
3	1:12.458		1:49.657		1:04.387	96.9		4:06.502		12	2:11.738		2:36.918		1:04.618	86.7		5:53.274	
4	1:10.027		2:39.979		Pit In			6:00.277		13	12:09.407		1:50.084		1:04.841	99.4		15:04.332	
5	Pit Out		1:58.337		1:12.930	97.6		7:05.231		14	1:07.951		1:46.180		1:06.094	<u>100.9</u>		4:00.225	
6	2:08.370		2:46.957		Pit In			6:35.693		15	1:08.112		1:46.999		1:00.116	100.0		3:55.227	
7	Pit Out		2:03.473		1:12.475	89.6		7:36.431		16	1:05.965		1:44.233		1:00.097	99.8		3:50.295	
8	11:55.514		2:09.483		1:13.262	85.2		15:18.259		17	1:05.255		<u>1:42.430</u>		<u>59.001</u>	100.3		<u>3:46.686</u>	
9	1:22.365		2:02.109		1:09.431	84.1		4:33.905		18	<u>1:05.076</u>		1:43.108		Pit In			4:05.213	

22 WAMB Racing									2CV										
lap	Sect-1	Speed	Sect-2	Speed	Sect-3	Speed	TopSpeed	laptime	pit	lap	Sect-1	Speed	Sect-2	Speed	Sect-3	Speed	Topspeed	laptime	pit
1	Pit Out		1:49.111		1:02.702	94.3		3:39.907		11	22:27.203		1:58.036		1:04.953	94.1		25:30.192	
2	1:09.866		1:48.491		1:03.493	76.6		4:01.850		12	1:10.038		1:55.504		1:03.308	94.2		4:08.850	
3	2:02.907		2:37.675		1:03.924	94.7		5:44.506		13	1:52.411		2:46.844		Pit In			6:22.260	
4	1:09.012		1:49.708		1:02.501	94.1		4:01.221		14	Pit Out		1:48.401		1:04.662	94.4		15:34.704	
5	1:09.946		2:38.474		1:40.069	96.0		5:28.489		15	1:08.920		1:49.599		1:03.938	94.2		4:02.457	
6	1:10.324		1:51.748		1:03.078	94.1		4:05.150		16	1:08.736		1:47.044		1:01.725	94.4		3:57.505	
7	1:09.069		1:48.653		Pit In			5:01.805		17	1:08.513		1:50.536		1:01.756	<u>96.4</u>		4:00.805	
8	Pit Out		1:57.159		1:05.412	93.8		7:52.662		18	<u>1:07.108</u>		<u>1:45.720</u>		<u>1:00.388</u>	95.5		<u>3:53.216</u>	
9	1:14.730		1:56.878		1:06.132	93.4		4:17.740		19	1:07.805		1:49.116		1:03.048	70.2		3:59.969	
10	13:05.517		2:00.230		1:08.874	94.0		16:14.621		20	2:16.591		2:50.064		Pit In			6:20.704	





24H2CV

2CV and C1

20 - 22 October 2023

Laps and Sector Times - Paying Practice 2 - 2CV - C1

Spa Francorchamps - 7003mtr.

26 Wacky Racers									Dyane										
lap	Sect-1	Speed	Sect-2	Speed	Sect-3	Speed	TopSpeed	laptime	pit	lap	Sect-1	Speed	Sect-2	Speed	Sect-3	Speed	Topspeed	laptime	pit
1	Pit Out		1:51.909		Pit In			3:47.014		10	<u>13:32.673</u>		1:50.336		1:04.979	93.1		16:27.988	
2	Pit Out		1:46.905		1:18.754	57.6		5:23.480		11	1:16.473		1:49.310		1:02.150	94.3		4:07.933	
3	2:11.065		2:09.461		1:02.666	96.9		5:23.192		12	16:53.803		1:52.208		Pit In			19:58.059	
4	1:07.521		1:47.800		1:02.119	96.3		<u>3:57.440</u>		13	Pit Out		2:36.795		Pit In			15:35.636	
5	1:29.510		2:40.242		1:15.031	97.0		5:24.783		14	Pit Out		2:01.977		1:05.517	93.8		23:00.107	
6	1:10.182		1:50.379		1:02.351	96.6		4:02.912		15	1:10.138		1:56.164		1:03.129	96.3		4:09.431	
7	1:08.758		<u>1:45.305</u>		1:51.876	60.7		4:45.939		16	1:10.976		1:57.082		1:03.549	95.4		4:11.607	
8	2:16.048		1:59.661		<u>1:00.055</u>	<u>97.9</u>		5:15.764		17	1:12.791		2:01.943		1:43.936	62.0		4:58.670	
9	1:08.158		1:49.850		1:02.144	97.4		4:00.152		18	2:13.235		2:17.175		1:03.929	97.2		5:34.339	

31 2Pk Racing Team									2CV										
lap	Sect-1	Speed	Sect-2	Speed	Sect-3	Speed	TopSpeed	laptime	pit	lap	Sect-1	Speed	Sect-2	Speed	Sect-3	Speed	Topspeed	laptime	pit
1	Pit Out		1:59.725		1:54.596	67.1		4:45.874		6	1:19.473		2:02.799		1:09.165	83.7		<u>4:31.437</u>	
2	2:15.063		2:02.964		Pit In			5:37.466		7	1:19.736		2:03.888		1:10.435	83.7		4:34.059	
3	Pit Out		1:59.566		<u>1:08.333</u>	84.9		45:49.249		8	1:19.633		1:59.292		Pit In			4:41.052	
4	<u>21:09.940</u>		<u>2:09.345</u>		Pit In			24:38.039		9	Pit Out		2:11.924		1:44.556	66.1		8:02.076	
5	Pit Out		2:02.322		1:09.717	83.1		26:32.644		10	2:12.703		2:14.264		1:13.103	<u>87.0</u>		5:40.070	

38 Nous@ussinnet 38									2CV										
lap	Sect-1	Speed	Sect-2	Speed	Sect-3	Speed	TopSpeed	laptime	pit	lap	Sect-1	Speed	Sect-2	Speed	Sect-3	Speed	Topspeed	laptime	pit
1	Pit Out		2:10.677		1:12.612	79.8		4:31.415		7	13:49.879		2:10.964		<u>1:11.802</u>	<u>88.8</u>		17:12.645	
2	1:23.859		2:16.021		1:19.792	77.6		4:59.672		8	1:21.299		2:09.838		1:13.030	85.6		4:44.167	
3	14:32.942		2:14.959		1:18.301	79.0		18:06.202		9	1:20.156		2:08.641		1:13.079	86.5		4:41.876	
4	19:11.721		2:10.215		1:13.681	78.3		22:35.617		10	<u>1:17.820</u>		<u>2:07.825</u>		1:15.097	86.1		<u>4:40.742</u>	
5	1:20.120		2:10.529		1:15.510	86.5		4:46.159		11	1:21.821		2:09.231		Pit In			4:57.339	
6	1:18.858		2:25.501		2:09.344	69.0		5:53.703		12									

47 The 47 Amélioré beast									2CV										
lap	Sect-1	Speed	Sect-2	Speed	Sect-3	Speed	TopSpeed	laptime	pit	lap	Sect-1	Speed	Sect-2	Speed	Sect-3	Speed	Topspeed	laptime	pit
1	Pit Out		2:11.329		Pit In			20:34.220		8	<u>1:20.499</u>		2:44.989		1:56.379	62.5		6:01.867	
2	Pit Out		2:04.530		Pit In			6:06.625		9	15:47.818		2:00.613		1:13.957	<u>77.8</u>		19:02.388	
3	Pit Out		2:04.800		1:13.539	70.8		8:34.008		10	1:26.428		1:58.480		Pit In			4:49.743	
4	1:30.526		2:07.525		1:21.392	71.8		4:59.443		11	Pit Out		1:56.418		Pit In			5:35.340	
5	13:39.451		2:01.865		1:15.047	69.2		16:56.363		12	Pit Out		1:57.372		1:11.748	73.7		5:30.824	
6	21:14.806		1:59.702		1:09.294	75.3		24:23.802		13	1:23.831		2:23.717		1:44.624	71.2		5:32.172	
7	1:21.538		<u>1:53.965</u>		<u>1:08.629</u>	75.0		<u>4:24.132</u>		14	1:57.758		1:56.032		1:11.581	75.9		5:05.371	

49 Automotive Eendengineering									2CV										
lap	Sect-1	Speed	Sect-2	Speed	Sect-3	Speed	TopSpeed	laptime	pit	lap	Sect-1	Speed	Sect-2	Speed	Sect-3	Speed	Topspeed	laptime	pit
1	Pit Out							20:33.392		2								28:40.153	

55 55 AG Racing Box									2CV										
lap	Sect-1	Speed	Sect-2	Speed	Sect-3	Speed	TopSpeed	laptime	pit	lap	Sect-1	Speed	Sect-2	Speed	Sect-3	Speed	Topspeed	laptime	pit
1	Pit Out		1:54.801		1:05.397	90.8		3:45.430		8	Pit Out		1:49.734		1:03.953	91.6		46:41.439	
2	2:03.028		2:37.250		1:06.026	88.4		5:46.304		9	1:09.988		1:48.429		1:03.996	90.8		<u>4:02.413</u>	
3	1:11.082		1:48.326		1:03.202	90.6		4:02.610		10	<u>1:08.102</u>		1:59.504		1:54.666	58.3		5:02.272	





24H2CV

2CV and C1

20 - 22 October 2023

Laps and Sector Times - Paying Practice 2 - 2CV - C1

Spa Francorchamps - 7003mtr.

4	1:24.575	2:46.513	1:26.719	90.6	5:37.807	11	2:11.578	1:55.917	Pit In	12:32.073	
5	1:11.865	1:49.841	1:03.451	89.7	4:05.157	12	Pit Out	1:49.894	<u>1:02.736</u>	<u>92.0</u>	12:53.617
6	1:10.808	1:48.261	1:52.171	59.8	4:51.240	13	1:10.778	<u>1:47.829</u>	1:06.537	52.5	4:05.144
7	2:17.599	2:00.942	Pit In		5:37.872	14	1:23.562	1:48.892	Pit In		4:31.472

60 Team Crespin										Dyane									
lap	Sect-1	Speed	Sect-2	Speed	Sect-3	Speed	TopSpeed	laptime	pit	lap	Sect-1	Speed	Sect-2	Speed	Sect-3	Speed	Topspeed	laptime	pit
1	Pit Out		1:57.807		1:04.842	95.2		3:59.816		10	<u>11:22.436</u>		1:50.959		1:00.725	96.3		14:14.120	
2	1:11.188		1:52.038		1:05.439	92.2		4:08.665		11	1:09.780		1:45.556		59.450	97.4		3:54.786	
3	2:01.645		2:42.598		1:03.808	95.6		5:48.051		12	1:06.204		<u>1:44.284</u>		Pit In			4:05.717	
4	1:10.122		1:52.207		1:06.261	96.9		4:08.590		13	Pit Out		1:56.488		1:02.646	99.1		5:54.105	
5	1:31.172		2:38.553		1:19.866	95.7		5:29.591		14	1:09.526		1:52.363		1:01.998	99.0		4:03.887	
6	1:21.197		2:20.101		Pit In			5:21.232		15	1:08.895		1:51.954		1:50.920	65.6		4:51.769	
7	Pit Out		1:49.716		1:00.726	95.9		5:47.640		16	2:13.742		2:14.605		1:02.514	99.1		5:30.861	
8	1:06.773		1:44.661		<u>59.396</u>	96.6		<u>3:50.830</u>		17	1:08.986		1:48.988		1:01.850	<u>99.5</u>		3:59.824	
9	1:54.469		2:45.244		1:31.233	97.6		6:10.946		18									


65 VDS Racing Adventures										Dyane									
lap	Sect-1	Speed	Sect-2	Speed	Sect-3	Speed	TopSpeed	laptime	pit	lap	Sect-1	Speed	Sect-2	Speed	Sect-3	Speed	Topspeed	laptime	pit
1	Pit Out		2:09.976		Pit In			5:22.342		7	1:09.396		1:45.378		1:02.375	94.2		<u>3:57.149</u>	
2	Pit Out		1:46.109		1:02.158	93.0		5:36.319		8	<u>16:33.163</u>		1:56.395		1:00.304	93.7		19:29.862	
3	1:10.295		2:21.473		2:00.044	64.4		5:31.812		9	Pit Out		Pit In		Pit In			18:44.214	
4	1:11.295		<u>1:43.630</u>		1:03.088	<u>95.6</u>		3:58.013		10	Pit Out		1:47.085		1:01.790	94.3		4:54.767	
5	1:12.525		1:49.429		Pit In			4:16.672		11	1:10.121		1:45.397		1:04.863	59.9		4:00.381	
6	Pit Out		1:44.804		1:00.978	95.4		9:24.407		12	2:16.703		2:44.327		<u>1:00.080</u>	94.3		6:01.110	

66 Ecam Racing Team										Dyane									
lap	Sect-1	Speed	Sect-2	Speed	Sect-3	Speed	TopSpeed	laptime	pit	lap	Sect-1	Speed	Sect-2	Speed	Sect-3	Speed	Topspeed	laptime	pit
1	Pit Out		2:06.036		Pit In			4:25.004		5	12:31.771		2:13.066		Pit In			16:01.002	
2	Pit Out		1:59.239		1:09.036	84.0		22:12.494		6								23:07.847	
3	<u>1:17.343</u>		2:36.110		Pit In			6:06.929		7								10:19.595	
4	Pit Out		<u>1:56.038</u>		<u>1:06.494</u>	<u>88.6</u>		10:09.604		8	Pit Out		3:08.402		1:49.005	71.5		43:38.988	

70 CGS-racingteam										2CV									
lap	Sect-1	Speed	Sect-2	Speed	Sect-3	Speed	TopSpeed	laptime	pit	lap	Sect-1	Speed	Sect-2	Speed	Sect-3	Speed	Topspeed	laptime	pit
1	Pit Out		1:47.191		1:01.813	95.6		3:31.596		9	Pit Out		1:48.135		1:02.165	98.5		7:30.476	
2	1:08.744		1:48.985		1:01.827	96.1		3:59.556		10	1:09.334		1:53.168		1:02.477	97.6		4:04.979	
3	1:06.671		1:44.590		1:54.462	61.2		4:45.723		11	11:03.951		1:47.772		1:04.716	98.3		13:56.439	
4	2:00.928		1:43.336		<u>59.459</u>	97.3		4:43.723		12	1:08.719		1:47.887		1:03.763	<u>99.4</u>		4:00.369	
5	1:06.678		1:46.276		1:00.296	92.9		3:53.250		13	45:16.786		1:47.908		1:00.317	98.5		48:05.011	
6	1:58.663		2:28.309		1:01.100	97.0		5:28.072		14	1:07.092		1:42.876		Pit In			3:59.066	
7	<u>1:06.027</u>		1:43.014		1:00.002	97.6		<u>3:49.043</u>		15	Pit Out		2:23.009		1:00.301	98.2		24:23.556	
8	1:10.734		1:49.000		Pit In			4:47.329		16	1:07.161		<u>1:42.613</u>		59.877	98.2		3:49.651	

77 Burton Technifutur Academy										Burton									
lap	Sect-1	Speed	Sect-2	Speed	Sect-3	Speed	TopSpeed	laptime	pit	lap	Sect-1	Speed	Sect-2	Speed	Sect-3	Speed	Topspeed	laptime	pit





24H2CV

2CV and C1

20 - 22 October 2023

Laps and Sector Times - Paying Practice 2 - 2CV - C1

Spa Francorchamps - 7003mtr.

84 Crazy Snail									2cv											
lap	Sect-1	Speed	Sect-2	Speed	Sect-3	Speed	TopSpeed	laptime	pit	lap	Sect-1	Speed	Sect-2	Speed	Sect-3	Speed	Topspeed	laptime	pit	
1	Pit Out		2:03.744		1:19.508	70.5		4:25.468		8	1:33.310		2:08.679		Pit In				5:10.228	
2	1:34.906		2:02.942		1:19.433	70.5		4:57.281		9	Pit Out		2:02.385		1:19.062	70.9			16:16.523	
3	1:58.178		2:44.585		1:18.872	<u>72.3</u>		6:01.635		10	1:32.105		<u>2:00.690</u>		<u>1:18.273</u>	69.6			<u>4:51.068</u>	
4	1:35.502		2:05.290		Pit In			5:09.056		11	15:27.407		2:07.527		1:20.137	70.0			18:55.071	
5	Pit Out		2:05.082		1:21.595	68.0		7:33.693		12	<u>1:31.350</u>		2:07.935		1:20.848	70.4			5:00.133	
6	1:33.596		2:03.559		1:58.427	57.7		5:35.582		13	1:31.648		2:29.801		Pit In				6:07.853	
7	2:17.723		2:19.298		1:18.452	70.8		5:55.473		14	Pit Out		Pit In		Pit In				24:56.413	


85 Team 85									Dyane											
lap	Sect-1	Speed	Sect-2	Speed	Sect-3	Speed	TopSpeed	laptime	pit	lap	Sect-1	Speed	Sect-2	Speed	Sect-3	Speed	Topspeed	laptime	pit	
1	Pit Out		2:48.638		1:14.114	83.9		5:10.214		7	1:18.898		1:55.620		1:10.728	57.1			4:25.246	
2	1:18.924		2:02.933		1:15.557	78.3		4:37.414		8	15:29.027		1:54.796		1:09.240	87.4			18:33.063	
3	1:31.189		2:27.589		2:00.653	82.1		5:59.431		9	1:15.575		1:51.592		1:09.262	<u>88.8</u>			<u>4:16.429</u>	
4	1:19.803		1:57.872		1:10.018	85.6		4:27.693		10	<u>1:14.571</u>		<u>1:50.866</u>		Pit In				4:29.322	
5	1:19.838		2:06.048		<u>1:08.878</u>	85.0		4:34.764		11	Pit Out		2:09.213		Pit In				43:56.397	
6	12:25.531		1:56.857		1:12.145	88.6		15:34.533		12										

86 EWM racingteam									2cv											
lap	Sect-1	Speed	Sect-2	Speed	Sect-3	Speed	TopSpeed	laptime	pit	lap	Sect-1	Speed	Sect-2	Speed	Sect-3	Speed	Topspeed	laptime	pit	
1	Pit Out		2:05.343		<u>1:08.048</u>	89.5		4:08.584		9	1:20.062		2:06.924		1:08.582	85.3			4:35.568	
2	1:35.412		3:01.295		1:23.027	89.9		5:59.734		10	1:15.815		2:05.846		2:09.958	66.5			5:31.619	
3	<u>1:13.662</u>		<u>1:57.290</u>		Pit In			4:28.093		11	15:54.601		2:03.264		1:09.733	89.4			19:07.598	
4	Pit Out		2:18.310		1:52.689	68.1		14:33.348		12	1:21.290		2:02.298		1:12.143	89.7			4:35.731	
5	2:16.955		2:24.361		1:18.936	86.4		6:00.252		13	1:19.168		2:05.999		1:09.964	90.5			4:35.131	
6	1:29.423		2:19.491		Pit In			5:22.162		14	1:18.996		2:02.385		1:10.157	<u>90.7</u>			<u>4:31.538</u>	
7	Pit Out		2:12.526		1:22.909	89.7		17:04.989		15	1:19.131		2:09.071		Pit In				4:49.735	
8	19:47.688		2:02.995		1:11.665	86.0		23:02.348		16									3:17.605	

90 2cv de Feu									2CV											
lap	Sect-1	Speed	Sect-2	Speed	Sect-3	Speed	TopSpeed	laptime	pit	lap	Sect-1	Speed	Sect-2	Speed	Sect-3	Speed	Topspeed	laptime	pit	
1	Pit Out		2:25.019		1:24.882	<u>66.5</u>		5:40.321		4	Pit Out		2:06.759		<u>1:15.801</u>	54.7			8:01.021	
2	1:39.534		2:16.948		Pit In			6:12.884		5	<u>1:39.033</u>		<u>2:01.715</u>		Pit In				5:14.634	
3	Pit Out		2:08.128		Pit In			21:08.824		6										

96 Dsracing-team									2CV											
lap	Sect-1	Speed	Sect-2	Speed	Sect-3	Speed	TopSpeed	laptime	pit	lap	Sect-1	Speed	Sect-2	Speed	Sect-3	Speed	Topspeed	laptime	pit	
1	Pit Out		1:55.286		<u>1:05.815</u>	<u>92.7</u>		3:43.820		8	1:15.148		2:05.314		Pit In				4:46.247	
2	<u>1:12.175</u>		2:12.760		1:56.137	65.4		5:21.072		9	Pit Out		2:01.174		1:12.485	91.8			14:33.345	
3	1:45.113		<u>1:52.758</u>		Pit In			4:51.560		10	1:16.308		1:55.197		Pit In				4:28.585	
4	Pit Out		2:56.773		1:08.409	89.7		8:40.024		11	Pit Out		2:15.434		Pit In				24:03.332	
5	1:14.114		2:00.973		1:12.725	90.2		<u>4:27.812</u>		12	Pit Out		1:58.661		Pit In				26:49.797	
6	1:18.556		2:50.830		2:01.957	58.9		6:11.343		13	Pit Out		1:56.864		Pit In				8:00.154	
7	1:20.891		1:59.220		1:08.437	88.5		4:28.548		14										





24H2CV

2CV and C1

20 - 22 October 2023

Laps and Sector Times - Paying Practice 2 - 2CV - C1

Spa Francorchamps - 7003mtr.

98 Retro Racing Team										2CV									
lap	Sect-1	Speed	Sect-2	Speed	Sect-3	Speed	TopSpeed	laptime	pit	lap	Sect-1	Speed	Sect-2	Speed	Sect-3	Speed	Topspeed	laptime	pit
1	Pit Out		2:53.378		1:54.236	70.5		5:54.744		6	1:36.885		2:09.783		1:20.243	71.9		5:06.911	
2	1:32.703		2:07.099		<u>1:17.959</u>	71.6		4:57.761		7	<u>1:30.818</u>		2:08.274		1:19.919	71.9		4:59.011	
3	1:37.723		2:46.489		Pit In			6:11.221		8	1:31.312		2:05.996		1:19.671	71.6		4:56.979	
4	Pit Out		2:25.253		Pit In			1:00:01.168		9	2:25.459		3:02.387		1:30.649	<u>72.3</u>		6:58.495	
5	Pit Out		2:17.922		1:23.061	71.5		32:51.871		10	1:32.858		<u>2:04.672</u>		1:18.905	72.1		<u>4:56.435</u>	

201 P4M3										C1									
lap	Sect-1	Speed	Sect-2	Speed	Sect-3	Speed	TopSpeed	laptime	pit	lap	Sect-1	Speed	Sect-2	Speed	Sect-3	Speed	Topspeed	laptime	pit
1	Pit Out		2:03.446		1:44.368	56.3		4:41.205		2	2:15.816		2:08.423		<u>1:04.673</u>	84.4		<u>5:28.912</u>	

203 MCL Racing Team										C1									
lap	Sect-1	Speed	Sect-2	Speed	Sect-3	Speed	TopSpeed	laptime	pit	lap	Sect-1	Speed	Sect-2	Speed	Sect-3	Speed	Topspeed	laptime	pit
1	Pit Out		<u>2:10.275</u>		Pit In			5:22.935		2	Pit Out		10:21.211		Pit In			15:39.066	

205 JFK by Kimy Racing										C1									
lap	Sect-1	Speed	Sect-2	Speed	Sect-3	Speed	TopSpeed	laptime	pit	lap	Sect-1	Speed	Sect-2	Speed	Sect-3	Speed	Topspeed	laptime	pit
1	Pit Out		3:39.310		1:09.905	86.2		5:39.687		7	1:10.402		1:55.042		1:04.456	90.5		4:09.900	
2	18:56.414		1:59.838		1:04.182	89.7		22:00.434		8	<u>1:09.544</u>		<u>1:48.980</u>		1:03.213	90.5		<u>4:01.737</u>	
3	1:13.188		1:51.160		1:03.393	87.7		4:07.741		9	1:10.441		1:49.336		<u>1:02.739</u>	<u>91.8</u>		4:02.516	
4	1:11.667		2:22.349		2:07.593	61.9		5:41.609		10	2:24.476		3:01.987		1:11.669	90.5		6:38.132	
5	17:35.027		1:53.625		1:03.318	91.5		20:31.970		11	1:37.386		1:51.747		1:02.868	91.5		4:32.001	
6	1:12.806		1:55.986		1:03.527	90.4		4:12.319		12									

206 BRV-Racing										C1									
lap	Sect-1	Speed	Sect-2	Speed	Sect-3	Speed	TopSpeed	laptime	pit	lap	Sect-1	Speed	Sect-2	Speed	Sect-3	Speed	Topspeed	laptime	pit
1	Pit Out		1:51.657		1:27.325	89.2		4:12.215		5	1:45.723		2:48.258		<u>1:02.208</u>	90.2		5:36.189	
2	1:12.937		1:47.417		1:04.393	89.6		4:04.747		6	1:10.849		<u>1:44.600</u>		1:02.244	90.8		<u>3:57.693</u>	
3	2:06.158		2:22.177		1:03.025	<u>91.0</u>		5:31.360		7	<u>1:10.656</u>		1:45.786		Pit In			4:52.925	
4	1:12.128		1:51.071		1:04.925	86.9		4:08.124		8	Pit Out		1:46.889		1:02.904	90.3		8:09.969	

211 Ducktaped NCM RED										C1									
lap	Sect-1	Speed	Sect-2	Speed	Sect-3	Speed	TopSpeed	laptime	pit	lap	Sect-1	Speed	Sect-2	Speed	Sect-3	Speed	Topspeed	laptime	pit
1					1:03.670			<u>4:01.767</u>		11	<u>1:19.103</u>		<u>Pit In</u>		Pit In			20:24.774	
2					1:57.283	59.5		5:14.902		12					90.0			4:08.117	
3						90.8		4:33.887		13					1:57.556	60.3		5:15.589	
4						62.2		4:43.993		14					1:03.969			5:25.420	
5			Pit In		Pit In			5:19.692		15					1:07.558	90.3		16:09.668	
6					1:50.286			6:22.289		16								4:06.070	
7					<u>1:03.236</u>			5:28.413		17								4:06.140	
8								4:06.801		18						0.4		8:16.576	
9			Pit In		Pit In			17:36.218		19					1:56.112			6:22.763	
10						<u>92.1</u>		4:02.656		20					Pit In			4:32.824	

213 KMD 213										C1									
lap	Sect-1	Speed	Sect-2	Speed	Sect-3	Speed	TopSpeed	laptime	pit	lap	Sect-1	Speed	Sect-2	Speed	Sect-3	Speed	Topspeed	laptime	pit
1	Pit Out		2:08.531		1:09.961	90.5		4:16.613		7	1:21.533		2:06.166		1:09.035	86.8		4:36.734	
2	19:44.037		1:56.008		1:11.854	87.0		22:51.899		8	1:19.514		1:59.518		1:08.951	77.4		4:27.983	





24H2CV

2CV and C1

20 - 22 October 2023

Laps and Sector Times - Paying Practice 2 - 2CV - C1

Spa Francorchamps - 7003mtr.


3	1:14.685	<u>1:50.119</u>	1:08.146	87.1	4:12.950	9	1:18.283	2:03.214	1:06.309	89.4	4:27.806
4	1:13.498	2:07.391	1:59.633	53.7	5:20.522	10	1:17.390	1:58.839	Pit In		4:35.670
5	2:23.652	2:00.211	<u>1:05.206</u>	79.3	5:29.069	11	Pit Out	2:26.219	1:06.477	<u>90.6</u>	7:18.655
6	11:28.122	2:22.925	1:15.635	86.7	15:06.682	12	<u>1:12.639</u>	1:52.230	1:05.341	89.1	<u>4:10.210</u>

214 High Tech Solar Group										C1									
lap	Sect-1	Speed	Sect-2	Speed	Sect-3	Speed	TopSpeed	laptime	pit	lap	Sect-1	Speed	Sect-2	Speed	Sect-3	Speed	Topspeed	laptime	pit
1	Pit Out		2:12.547		1:11.277	86.5		4:16.679		12	16:53.263		1:59.908		1:08.744	87.7		20:01.915	
2	1:17.186		2:00.451		1:07.158	91.2		4:24.795		13	1:16.025		1:55.148		1:08.257	90.1		4:19.430	
3	2:02.414		2:42.807		1:05.503	90.7		5:50.724		14	1:13.188		2:32.334		Pit In			5:58.840	
4	1:13.248		1:54.370		1:07.055	90.8		4:14.673		15	Pit Out		1:54.916		1:04.884	90.5		16:42.159	
5	1:15.368		2:39.874		1:44.058	84.7		5:39.300		16	1:11.295		1:51.449		1:06.598	90.5		4:09.342	
6	1:12.515		2:02.074		Pit In			4:32.580		17	1:10.628		1:49.819		1:04.775	<u>91.6</u>		4:05.222	
7	Pit Out		3:01.987		1:27.692	88.0		8:04.489		18	1:11.155		1:52.858		<u>1:03.303</u>	90.7		4:07.316	
8	1:14.833		1:51.401		1:05.597	89.4		4:11.831		19	<u>1:09.867</u>		<u>1:47.903</u>		1:03.686	90.2		<u>4:01.456</u>	
9	1:13.735		1:52.133		1:04.491	88.5		4:10.359		20	1:10.573		1:57.274		Pit In			4:30.834	
10	12:16.473		2:11.580		1:11.956	88.5		15:40.009		21	Pit Out		2:25.014		1:04.487	91.4		6:56.430	
11	1:19.667		2:03.958		1:09.178	83.3		4:32.803		22	1:13.313		1:52.026		1:08.492	89.7		4:13.831	

215 ZEKNOVA Tires by FF Motorsport										C1									
lap	Sect-1	Speed	Sect-2	Speed	Sect-3	Speed	TopSpeed	laptime	pit	lap	Sect-1	Speed	Sect-2	Speed	Sect-3	Speed	Topspeed	laptime	pit
1	Pit Out		1:48.784		1:04.554	90.5		3:39.018		12	16:36.826		1:49.185		<u>1:02.782</u>	91.1		19:28.793	
2	1:11.859		1:49.597		1:03.072	90.6		4:04.528		13	1:10.756		1:51.480		1:03.228	91.8		4:05.464	
3	1:09.710		1:54.312		1:54.788	56.0		4:58.810		14	1:09.785		1:48.793		1:04.309	91.6		4:02.887	
4	2:10.659		1:53.537		1:04.558	90.6		5:08.754		15	1:27.158		2:11.481		Pit In			5:38.312	
5	1:11.848		1:50.834		1:31.124	64.0		4:33.806		16	Pit Out		1:52.457		1:05.411	90.5		15:10.775	
6	2:15.354		2:01.983		1:03.564	<u>92.3</u>		5:20.901		17	1:10.379		1:46.602		1:03.594	91.6		4:00.575	
7	<u>1:09.091</u>		1:48.365		1:04.617	90.0		4:02.073		18	1:10.264		<u>1:45.142</u>		1:04.833	92.2		<u>4:00.239</u>	
8	1:13.843		2:39.354		Pit In			6:03.864		19	1:10.136		1:46.653		Pit In			4:07.399	
9	Pit Out		1:49.426		1:03.726	90.8		5:57.345		20	Pit Out		1:53.699		1:03.977	90.3		6:10.112	
10	14:19.271		1:49.299		1:04.258	91.2		17:12.828		21	1:10.777		2:01.103		Pit In			5:01.692	
11	1:10.731		1:48.920		1:03.960	92.2		4:03.611		22	Pit Out		1:48.895		1:03.940	89.9		6:58.249	

217 RRT										C1									
lap	Sect-1	Speed	Sect-2	Speed	Sect-3	Speed	TopSpeed	laptime	pit	lap	Sect-1	Speed	Sect-2	Speed	Sect-3	Speed	Topspeed	laptime	pit
1	Pit Out		2:04.666		1:12.208	86.2		4:07.946		10	22:39.355		2:02.632		1:08.992	85.9		25:50.979	
2	1:18.740		2:45.662		1:54.781	86.7		5:59.183		11	1:17.795		1:57.725		1:06.679	80.2		4:22.199	
3	1:17.665		1:58.181		1:07.574	<u>89.0</u>		4:23.420		12	2:16.123		2:54.644		1:12.087	88.5		6:22.854	
4	1:17.693		2:25.096		2:01.347	80.4		5:44.136		13	15:14.285		2:07.018		1:09.703	86.9		18:31.006	
5	1:16.727		<u>1:54.879</u>		1:08.072	86.4		<u>4:19.678</u>		14	1:15.126		2:01.066		1:08.694	87.4		4:24.886	
6	1:17.577		1:59.962		1:54.087	78.9		5:11.626		15	1:15.751		1:59.911		1:12.741	86.0		4:28.403	
7	2:14.302		2:20.283		1:07.642	86.9		5:42.227		16	<u>1:14.578</u>		1:56.690		Pit In			4:27.494	
8	1:14.665		3:33.663		Pit In			6:06.321		17	Pit Out		2:50.981		1:12.665	87.0		9:27.012	
9	Pit Out		2:05.733		1:09.973	86.8		16:41.673		18	1:18.704		2:01.023		<u>1:05.936</u>	88.0		4:25.663	





24H2CV

2CV and C1

20 - 22 October 2023

Laps and Sector Times - Paying Practice 2 - 2CV - C1

Spa Francorchamps - 7003mtr.

219 KMD 219									C 1										
lap	Sect-1	Speed	Sect-2	Speed	Sect-3	Speed	TopSpeed	laptime	pit	lap	Sect-1	Speed	Sect-2	Speed	Sect-3	Speed	Topspeed	laptime	pit
1	Pit Out		2:53.069		1:09.161	90.5		5:25.524		10	1:12.468		1:53.030		1:04.746	71.5		4:10.244	
2	1:13.940		1:53.333		1:07.112	90.9		4:14.385		11	2:16.856		2:49.082		1:04.850	89.5		6:10.788	
3	1:13.991		2:36.500		1:56.925	56.5		5:47.416		12	15:03.331		1:50.367		1:02.775	91.8		17:56.473	
4	1:29.869		1:50.570		1:06.822	91.7		4:27.261		13	1:11.202		1:48.402		1:04.604	92.8		4:04.208	
5	1:14.459		1:57.782		1:09.513	91.6		4:21.754		14	1:10.114		1:47.392		1:02.850	92.9		4:00.356	
6	11:57.300		1:48.730		1:01.449	91.1		14:47.479		15	1:10.173		1:48.153		1:04.199	<u>93.2</u>		4:02.525	
7	<u>1:09.836</u>		<u>1:44.409</u>		<u>1:01.352</u>	91.8		<u>3:55.597</u>		16	1:09.936		1:46.355		1:02.935	91.7		3:59.226	
8	17:26.266		1:58.407		1:05.308	89.0		20:29.981		17	1:44.307		3:00.386		Pit In			6:53.834	
9	1:16.016		1:57.947		1:05.062	90.5		4:19.025		18									

220 T3F Racing									C 1										
lap	Sect-1	Speed	Sect-2	Speed	Sect-3	Speed	TopSpeed	laptime	pit	lap	Sect-1	Speed	Sect-2	Speed	Sect-3	Speed	Topspeed	laptime	pit
1	Pit Out		1:52.413		1:05.414	89.6		3:44.083		12	16:56.287		1:48.127		1:01.948	90.5		19:46.362	
2	1:13.508		1:50.412		Pit In			4:19.207		13	1:12.061		1:48.102		<u>1:01.164</u>	90.9		4:01.327	
3	Pit Out		2:48.027		1:03.993	90.3		7:44.175		14	1:09.888		1:47.523		1:01.175	90.3		3:58.586	
4	1:11.155		1:48.540		1:03.169	91.5		4:02.864		15	1:11.598		2:30.467		1:54.465	61.6		5:36.530	
5	1:10.053		2:43.054		1:47.220	87.5		5:40.327		16	1:22.562		Pit In		Pit In			11:00.258	
6	1:09.512		1:45.567		1:02.820	90.5		<u>3:57.899</u>		17	Pit Out		1:52.392		1:05.765	91.4		7:11.589	
7	1:09.669		<u>1:44.987</u>		1:15.105	60.6		4:09.761		18	1:11.408		1:50.841		1:01.929	90.2		4:04.178	
8	2:20.394		2:21.612		1:06.361	87.8		5:48.367		19	1:10.436		1:49.299		1:02.776	90.6		4:02.511	
9	1:10.737		1:46.194		1:01.656	90.9		3:58.587		20	1:10.752		1:48.418		1:01.655	91.2		4:00.825	
10	13:49.937		1:55.225		1:08.434	89.0		16:53.596		21	1:10.098		1:49.488		1:01.465	<u>92.3</u>		4:01.051	
11	1:12.233		1:50.313		1:03.892	90.5		4:06.438		22	<u>1:09.471</u>		2:03.805		Pit In			5:14.538	

223 Kimy Racing									C 1										
lap	Sect-1	Speed	Sect-2	Speed	Sect-3	Speed	TopSpeed	laptime	pit	lap	Sect-1	Speed	Sect-2	Speed	Sect-3	Speed	Topspeed	laptime	pit
1	Pit Out		2:05.692		Pit In			4:12.885		10	15:52.909		1:51.560		1:03.659	92.4		18:48.128	
2	Pit Out		2:54.382		1:05.249	92.7		7:30.727		11	1:09.711		1:48.337		<u>1:01.528</u>	91.8		3:59.576	
3	1:12.545		1:53.156		Pit In			4:25.380		12	<u>1:09.269</u>		1:52.815		Pit In			4:53.313	
4	Pit Out		2:22.321		Pit In			7:44.426		13	Pit Out		1:50.865		1:03.612	92.5		17:59.142	
5	Pit Out		1:53.771		Pit In			7:18.342		14	1:11.563		<u>1:46.623</u>		1:02.528	92.5		4:00.714	
6	Pit Out		1:57.309		1:05.188	90.9		7:49.784		15	1:10.106		1:46.799		1:02.573	92.0		<u>3:59.478</u>	
7	1:15.725		1:51.572		1:04.496	92.4		4:11.793		16	1:10.623		1:50.676		Pit In			4:25.396	
8	12:57.975		1:51.757		1:07.833	92.5		15:57.565		17	Pit Out		2:05.998		1:51.894	59.8		11:45.106	
9	1:14.366		1:51.913		1:19.593	53.4		4:25.872		18	2:11.454		1:58.373		1:04.153	<u>92.8</u>		5:13.980	

226 ça roule racing									C 1										
lap	Sect-1	Speed	Sect-2	Speed	Sect-3	Speed	TopSpeed	laptime	pit	lap	Sect-1	Speed	Sect-2	Speed	Sect-3	Speed	Topspeed	laptime	pit
1	Pit Out		1:53.787		1:07.536	87.7		3:51.694		9	1:18.120		2:19.727		Pit In			4:53.217	
2	1:14.830		9:20.586		1:17.436	86.3		11:52.852		10	Pit Out		1:58.725		1:08.311	89.9		48:37.625	
3	1:13.799		7:56.904		1:11.775	87.3		10:22.478		11	1:14.192		1:58.681		1:04.119	90.9		4:16.992	
4	1:15.888		1:59.628		1:09.661	86.9		4:25.177		12	1:12.033		1:55.839		1:06.062	90.3		4:13.934	
5	1:17.159		2:41.165		2:01.836	67.4		6:00.160		13	1:11.781		1:50.330		1:06.333	90.2		<u>4:08.444</u>	
6	1:21.980		2:01.035		1:11.165	87.5		4:34.180		14	1:13.865		1:53.850		<u>1:02.694</u>	<u>91.3</u>		4:10.409	
7	1:14.752		2:00.715		Pit In			4:35.609		15	<u>1:10.484</u>		1:59.441		1:44.051	67.0		4:53.976	





24H2CV

2CV and C1

20 - 22 October 2023

Laps and Sector Times - Paying Practice 2 - 2CV - C1

Spa Francorchamps - 7003mtr.

8	Pit Out	2:16.707	1:08.185	90.2	14:45.524	16	2:12.808	2:14.145	1:05.580	90.0	5:32.533
---	---------	----------	----------	------	-----------	----	----------	----------	----------	------	----------


227 UNI CORN										C 1									
lap	Sect-1	Speed	Sect-2	Speed	Sect-3	Speed	TopSpeed	laptime	pit	lap	Sect-1	Speed	Sect-2	Speed	Sect-3	Speed	Topspeed	laptime	pit
1	Pit Out		1:57.609		1:07.645	88.9		3:53.108		12	17:41.876		2:09.432		1:14.193	85.7		21:05.501	
2	1:14.861		1:53.325		1:06.503	89.2		4:14.689		13	1:20.485		2:03.503		1:10.866	89.9		4:34.854	
3	1:13.371		2:35.159		1:50.438	83.0		5:38.968		14	1:16.379		2:06.587		2:07.855	61.2		5:30.821	
4	1:17.229		1:52.717		1:06.520	90.6		4:16.466		15	14:00.317		1:59.609		1:09.799	89.9		17:09.725	
5	1:15.016		2:07.652		1:59.843	59.7		5:22.511		16	1:17.298		2:00.061		1:07.017	89.0		4:24.376	
6	1:40.889		1:55.089		1:06.717	90.8		4:42.695		17	1:15.860		2:03.398		Pit In			4:39.394	
7	1:13.364		2:00.235		Pit In			4:33.019		18	Pit Out		1:52.619		1:05.748	91.8		6:11.815	
8	Pit Out		1:55.243		1:07.165	89.5		8:12.316		19	1:11.977		2:06.421		1:06.469	91.3		4:24.867	
9	1:12.716		1:54.592		1:06.795	89.5		4:14.103		20	1:11.838		2:22.117		1:44.395	63.6		5:18.350	
10	12:02.045		1:48.952		1:05.019	90.5		14:56.016		21	1:55.440		1:51.365		1:06.617	91.9		4:53.422	
11	1:12.101		1:48.074		1:02.783	91.4		4:02.958		22									

230 GGS Racing Team										C 1									
lap	Sect-1	Speed	Sect-2	Speed	Sect-3	Speed	TopSpeed	laptime	pit	lap	Sect-1	Speed	Sect-2	Speed	Sect-3	Speed	Topspeed	laptime	pit
1	Pit Out		1:55.574		1:05.758	90.8		3:48.517		12	1:10.985		1:46.915		1:01.371	92.9		3:59.271	
2	1:12.176		1:52.510		1:35.021	70.0		4:39.707		13	1:10.648		2:01.652		1:56.192	58.6		5:08.492	
3	2:21.740		1:55.922		1:04.150	91.8		5:21.812		14	2:15.816		2:07.438		1:05.418	90.7		5:28.672	
4	1:11.786		1:50.966		1:05.009	67.1		4:07.761		15	10:25.427		1:53.277		1:06.333	88.7		13:25.037	
5	1:55.374		2:28.168		1:03.419	93.6		5:26.961		16	1:14.275		1:50.761		1:03.238	88.7		4:08.274	
6	1:11.820		1:50.686		Pit In			4:13.596		17	1:12.749		1:48.825		1:02.509	88.8		4:04.083	
7	Pit Out		2:57.170		1:12.122	90.8		8:23.404		18	1:11.951		1:48.584		1:02.121	87.9		4:02.656	
8	1:13.351		1:52.136		1:04.809	90.1		4:10.296		19	1:11.343		1:47.307		1:03.310	89.2		4:01.960	
9	13:39.280		1:54.143		1:04.679	90.2		16:38.102		20	1:11.109		1:55.426		1:06.507	84.9		4:13.042	
10	1:14.080		1:48.801		1:02.783	93.4		4:05.664		21	2:10.901		2:49.961		Pit In			6:18.484	
11	19:00.624		1:51.027		1:03.397	92.5		21:55.048		22									

239 Discar Junior Team										C 1									
lap	Sect-1	Speed	Sect-2	Speed	Sect-3	Speed	TopSpeed	laptime	pit	lap	Sect-1	Speed	Sect-2	Speed	Sect-3	Speed	Topspeed	laptime	pit
1	Pit Out		2:09.913		1:18.614	85.6		4:23.979		6	1:13.825		2:03.139		1:04.664	85.9		4:21.628	
2	21:30.906		2:12.854		1:15.453	84.5		24:59.213		7	1:15.707		1:58.564		1:06.642	88.2		4:20.913	
3	1:21.771		2:05.113		1:14.752	84.6		4:41.636		8	1:14.424		1:54.186		1:07.917	86.6		4:16.527	
4	1:31.017		2:12.148		1:54.206	71.6		5:37.371		9	1:12.786		1:55.107		Pit In			11:57.319	
5	13:43.008		1:56.989		1:06.312	87.7		16:46.309		10									

240 Icepole Racing Team										C 1									
lap	Sect-1	Speed	Sect-2	Speed	Sect-3	Speed	TopSpeed	laptime	pit	lap	Sect-1	Speed	Sect-2	Speed	Sect-3	Speed	Topspeed	laptime	pit
1	Pit Out		2:16.536		1:06.142	90.2		4:32.861		10	2:19.936		2:49.839		1:07.394	91.6		6:17.169	
2	1:12.109		1:50.316		1:04.118	91.2		4:06.543		11	10:02.100		1:47.765		1:04.102	91.6		12:53.967	
3	1:12.831		2:39.831		Pit In			6:06.155		12	1:11.198		1:47.176		1:06.724	82.4		4:05.098	
4	Pit Out		1:53.523		1:05.106	90.8		6:16.060		13	1:12.131		1:46.778		1:02.261	91.2		4:01.170	
5	13:02.682		1:49.185		1:04.567	91.1		15:56.434		14	1:10.469		1:48.508		1:02.659	90.8		4:01.636	
6	1:12.911		1:46.568		Pit In			4:11.462		15	1:11.420		1:48.907		1:02.523	91.7		4:02.850	
7	Pit Out		1:52.400		1:04.654	92.3		21:00.581		16	1:09.888		1:46.807		Pit In			4:08.273	





24H2CV

2CV and C1

20 - 22 October 2023

Laps and Sector Times - Paying Practice 2 - 2CV - C1

Spa Francorchamps - 7003mtr.

8	1:10.593	1:50.019	1:03.572	92.0	4:04.184	17	Pit Out	2:44.545	Pit In	8:21.781
9	1:10.510	1:46.588	1:02.833	92.1	<u>3:59.931</u>	18				

241 EagleCar-Meca										C 1									
lap	Sect-1	Speed	Sect-2	Speed	Sect-3	Speed	TopSpeed	laptime	pit	lap	Sect-1	Speed	Sect-2	Speed	Sect-3	Speed	Topspeed	laptime	pit
1	Pit Out		Pit In		1:07.006	89.6		18:23.882		5					1:01.214	92.6		3:57.227	
2	1:15.340		1:53.462		1:08.719			4:17.521		6	<u>1:09.270</u>		1:44.752		1:01.478	<u>93.9</u>		3:55.500	
3					1:08.229			4:14.413		7	1:09.452		<u>1:44.170</u>		<u>1:00.564</u>	93.3		<u>3:54.186</u>	
4					1:01.746	92.1		18:31.325		8			Pit In		Pit In			4:31.612	

242 Lohuis Autosport 1										C 1									
lap	Sect-1	Speed	Sect-2	Speed	Sect-3	Speed	TopSpeed	laptime	pit	lap	Sect-1	Speed	Sect-2	Speed	Sect-3	Speed	Topspeed	laptime	pit
1	Pit Out		1:56.089		1:06.053	89.3		4:02.877		9	Pit Out		1:50.673		1:05.606	91.3		17:33.788	
2	1:33.368		2:52.728		1:42.630	91.4		6:08.726		10	1:11.887		1:49.226		1:01.902	91.8		4:03.015	
3	1:11.220		1:45.409		1:03.711	92.0		4:00.340		11	1:11.871		1:49.090		<u>1:01.092</u>	91.6		4:02.053	
4	1:09.767		1:44.435		1:02.227	<u>93.0</u>		3:56.429		12	1:08.783		1:46.130		1:02.515	92.4		3:57.428	
5	17:15.683		1:52.625		1:03.446	92.8		20:11.754		13	<u>1:08.435</u>		<u>1:43.112</u>		1:01.351	92.7		<u>3:52.898</u>	
6	18:04.826		1:50.197		1:03.979	92.9		20:59.002		14	1:08.530		1:45.876		Pit In			4:05.406	
7	1:11.277		1:47.185		1:03.777	92.5		4:02.239		15	Pit Out		2:31.506		1:03.920	88.4		7:04.176	
8	1:10.745		2:16.376		Pit In			5:31.160		16	1:11.408		1:46.678		1:01.266	92.5		3:59.352	

243 3P Racing										C 1									
lap	Sect-1	Speed	Sect-2	Speed	Sect-3	Speed	TopSpeed	laptime	pit	lap	Sect-1	Speed	Sect-2	Speed	Sect-3	Speed	Topspeed	laptime	pit
1	Pit Out		2:01.378		1:07.190	85.2		3:58.377		9	1:15.426		1:54.250		1:06.106	87.9		4:15.782	
2	1:17.216		Pit In		Pit In			20:22.711		10	1:14.503		1:53.946		1:06.363	85.6		4:14.812	
3	Pit Out		2:01.687		1:13.442	87.2		19:03.977		11	1:15.572		1:55.538		1:04.126	86.9		4:15.236	
4	16:39.007		2:06.217		1:15.932	85.0		20:01.156		12	<u>1:14.252</u>		<u>1:52.724</u>		<u>1:04.034</u>	88.5		<u>4:11.010</u>	
5	16:13.667		2:05.641		1:16.143	77.0		19:35.451		13	1:15.117		1:57.441		1:13.595	63.8		4:26.153	
6	1:26.283		2:04.358		1:17.922	83.9		4:48.563		14	2:14.779		2:45.552		1:07.390	89.0		6:07.721	
7	1:24.994		2:06.129		2:06.002	65.5		5:37.125		15	1:15.151		1:54.255		1:05.615	<u>89.4</u>		4:15.021	
8	14:36.333		2:02.294		1:06.742	85.9		17:45.369		16									

244 Tobenike Racing Team										C 1									
lap	Sect-1	Speed	Sect-2	Speed	Sect-3	Speed	TopSpeed	laptime	pit	lap	Sect-1	Speed	Sect-2	Speed	Sect-3	Speed	Topspeed	laptime	pit
1	Pit Out		2:03.111		1:10.953	88.5		4:24.491		10	16:39.265		1:53.498		1:05.224	89.0		19:37.987	
2	1:58.877		2:42.222		1:07.025	86.6		5:48.124		11	1:12.843		1:51.505		1:06.451	88.4		4:10.799	
3	1:15.336		1:51.409		1:05.147	88.2		4:11.892		12	1:13.882		1:50.202		Pit In			4:26.455	
4	1:24.563		2:44.862		1:25.637	88.6		5:35.062		13	Pit Out		1:52.173		1:05.129	86.5		19:09.092	
5	1:14.939		1:48.912		Pit In			11:27.248		14	1:12.997		1:50.922		1:05.647	87.9		4:09.566	
6	Pit Out		1:49.757		1:04.643	87.5		5:22.277		15	1:11.104		<u>1:46.396</u>		1:02.960	<u>89.2</u>		4:00.460	
7	1:12.751		1:51.990		1:04.427	87.1		4:09.168		16	<u>1:10.257</u>		1:47.415		<u>1:02.059</u>	89.0		<u>3:59.731</u>	
8	11:51.160		1:55.748		1:06.561	86.2		14:53.469		17	1:10.910		1:47.466		Pit In			4:11.123	
9	1:13.359		1:50.456		1:04.240	89.0		4:08.055		18									

245 BE GSL 2										C 1									
lap	Sect-1	Speed	Sect-2	Speed	Sect-3	Speed	TopSpeed	laptime	pit	lap	Sect-1	Speed	Sect-2	Speed	Sect-3	Speed	Topspeed	laptime	pit
1	Pit Out		2:01.127		1:06.211	90.1		3:54.371		11	17:07.591		1:58.770		1:05.156	90.2		20:11.517	
2	1:14.917		1:58.427		1:05.770	90.8		4:19.114		12	1:16.187		1:54.216		1:03.203	92.2		4:13.606	





24H2CV

2CV and C1

20 - 22 October 2023

Laps and Sector Times - Paying Practice 2 - 2CV - C1

Spa Francorchamps - 7003mtr.

3	1:53.220	2:45.826	1:04.730	90.7	5:43.776	13	1:12.361	1:52.666	1:01.867	87.6	4:06.894
4	1:12.870	1:51.656	1:03.835	91.8	4:08.361	14	2:19.723	2:51.192	1:06.638	91.1	6:17.553
5	1:11.106	2:38.391	1:40.323	91.1	5:29.820	15	10:50.975	1:57.826	1:04.334	91.3	13:53.135
6	1:11.955	1:52.773	1:04.650	90.8	4:09.378	16	1:10.221	1:49.089	1:01.850	92.2	<u>4:01.160</u>
7	1:11.175	1:50.993	1:50.803	61.4	4:52.971	17	<u>1:09.309</u>	<u>1:48.058</u>	Pit In		4:15.119
8	2:15.770	2:07.393	<u>1:01.727</u>	90.9	5:24.890	18	Pit Out	2:24.392	1:43.479	57.3	16:21.120
9	17:41.087	1:51.066	1:02.810	93.6	20:34.963	19	1:56.628	1:54.983	1:06.964	90.9	4:58.575
10	1:12.345	1:50.410	1:02.133	<u>93.8</u>	4:04.888	20					

246 OAK3 RT										C 1									
lap	Sect-1	Speed	Sect-2	Speed	Sect-3	Speed	TopSpeed	laptime	pit	lap	Sect-1	Speed	Sect-2	Speed	Sect-3	Speed	Topspeed	laptime	pit
1	Pit Out		2:33.207		1:59.517	63.7		5:23.232		10	1:13.702		1:53.311		1:05.618	75.5		4:12.631	
2	1:24.312		2:01.949		1:06.331	88.0		4:32.592		11	2:18.832		2:49.249		1:05.450	89.8		6:13.531	
3	1:14.531		2:11.078		1:59.351	62.7		5:24.960		12	11:15.669		1:56.497		1:05.366	89.2		14:17.532	
4	1:45.693		1:58.833		1:06.472	<u>92.0</u>		4:50.998		13	1:13.128		1:50.425		1:05.104	91.1		4:08.657	
5	1:13.874		1:57.797		1:11.261	69.5		4:22.932		14	1:11.268		1:51.920		1:03.466	90.5		4:06.654	
6	2:12.792		2:48.734		1:08.099	90.9		6:09.625		15	1:11.255		1:53.944		1:04.000	90.5		4:09.199	
7	1:13.735		1:58.341		1:04.642	90.5		4:16.718		16	1:12.073		<u>1:49.308</u>		Pit In			4:10.026	
8	1:12.391		1:53.162		Pit In			16:47.612		17	Pit Out		3:05.188		1:35.853	89.7		10:00.736	
9	Pit Out		1:55.002		1:06.508	90.5		28:42.785		18	1:13.187		1:49.317		<u>1:03.391</u>	91.0		<u>4:05.895</u>	

248 KG Racing by Beaufort										C 1									
lap	Sect-1	Speed	Sect-2	Speed	Sect-3	Speed	TopSpeed	laptime	pit	lap	Sect-1	Speed	Sect-2	Speed	Sect-3	Speed	Topspeed	laptime	pit
1	Pit Out		1:43.818		Pit In			3:43.720		10	38:38.993		1:45.293		1:01.688	91.2		41:25.974	
2	Pit Out		1:43.214		1:06.854	79.4		5:52.935		11	1:09.409		1:42.626		1:01.452	91.6		3:53.487	
3	2:05.873		2:21.781		1:02.632	90.7		5:30.286		12	1:08.728		2:18.672		Pit In			5:23.228	
4	1:10.030		1:43.040		1:02.617	89.4		3:55.687		13	Pit Out		1:51.627		Pit In			17:21.287	
5	1:22.373		2:45.600		1:25.694	90.2		5:33.667		14	Pit Out		1:42.878		1:01.215	90.8		8:50.323	
6	1:11.293		1:45.793		Pit In			4:06.286		15	1:09.458		1:43.983		1:01.081	90.5		3:54.522	
7	Pit Out		2:39.577		2:02.896	84.8		7:44.320		16	1:08.488		1:42.825		<u>1:00.645</u>	91.1		3:51.958	
8	1:13.737		1:47.238		1:04.363	88.9		4:05.338		17	<u>1:08.433</u>		<u>1:41.667</u>		1:00.979	90.4		<u>3:51.079</u>	
9	1:12.292		1:46.568		1:04.980	<u>92.9</u>		4:03.840		18	2:17.162		2:59.680		Pit In			6:34.070	

250 Crash Test by Kama										C 1									
lap	Sect-1	Speed	Sect-2	Speed	Sect-3	Speed	TopSpeed	laptime	pit	lap	Sect-1	Speed	Sect-2	Speed	Sect-3	Speed	Topspeed	laptime	pit
1	Pit Out		1:50.641		1:04.666	89.3		3:42.704		10	44:17.658		2:10.366		1:57.145	61.6		48:25.169	
2	1:13.159		1:52.662		1:05.961	62.5		4:11.782		11	2:15.104		2:39.624		Pit In			13:23.221	
3	2:11.064		2:23.286		<u>1:03.538</u>	88.6		5:37.888		12	Pit Out		2:05.600		1:08.969	89.9		6:08.909	
4	1:14.221		1:50.396		1:05.966	89.0		4:10.583		13	1:17.411		2:02.948		1:08.139	89.4		4:28.498	
5	1:50.435		2:46.641		1:06.376	<u>91.9</u>		5:43.452		14	1:17.045		2:05.311		1:08.095	87.0		4:30.451	
6	1:12.329		1:50.961		Pit In			4:17.187		15	1:14.565		2:04.308		1:07.349	91.4		4:26.222	
7	Pit Out		2:55.549		1:23.387	87.9		8:04.164		16	1:13.445		1:56.705		Pit In			4:22.096	
8	1:16.491		1:52.778		1:05.250	87.6		4:14.519		17	Pit Out		2:09.928		1:06.923	91.0		9:32.103	
9	<u>1:11.769</u>		1:54.579		1:03.962	89.0		<u>4:10.310</u>		18									





24H2CV

2CV and C1

20 - 22 October 2023

Laps and Sector Times - Paying Practice 2 - 2CV - C1

Spa Francorchamps - 7003mtr.


251 C1Traquenard by Beaufort Racing									C 1											
lap	Sect-1	Speed	Sect-2	Speed	Sect-3	Speed	TopSpeed	laptime	pit	lap	Sect-1	Speed	Sect-2	Speed	Sect-3	Speed	Topspeed	laptime	pit	
1	Pit Out		2:01.615		Pit In		4:08.809			11	1:16.713		Pit In		Pit In		18:09.848			
2	Pit Out		1:55.855		1:42.133		62.8	6:20.662		12	Pit Out		2:00.532		1:11.040		88.7	7:02.075		
3	2:20.793		2:01.966		1:05.662		90.1	5:28.421		13	1:22.286		2:11.720		1:58.951		58.0	5:32.957		
4	<u>1:13.072</u>		<u>1:55.728</u>		Pit In		4:22.999			14	16:58.327		2:05.095		1:12.487		83.9	20:15.909		
5	Pit Out		2:02.691		1:11.490		89.6	7:23.936		15	1:24.035		2:02.319		1:14.474		81.3	4:40.828		
6	1:16.994		2:06.244		1:18.854		68.3	4:42.092		16	1:23.692		2:04.356		1:11.824		83.6	4:39.872		
7	2:21.042		2:24.856		1:10.059		90.4	5:55.957		17	1:21.718		2:09.251		Pit In		4:56.870			
8	1:17.494		1:57.739		Pit In		4:38.683			18	Pit Out		3:00.671		1:12.277		91.3	10:45.516		
9	Pit Out		1:59.770		1:07.387		89.1	16:02.259		19	1:17.511		1:58.165		<u>1:04.914</u>		<u>91.8</u>	<u>4:20.590</u>		
10	1:19.485		1:56.295		1:09.391		89.3	4:25.171		20										

254 United Motorsport Company									C 1											
lap	Sect-1	Speed	Sect-2	Speed	Sect-3	Speed	TopSpeed	laptime	pit	lap	Sect-1	Speed	Sect-2	Speed	Sect-3	Speed	Topspeed	laptime	pit	
1	Pit Out		1:53.864		1:06.602		87.4	3:52.898		12	16:45.118		1:49.211		1:04.734		88.6	19:39.063		
2	1:13.943		1:49.004		1:06.978		64.6	4:09.925		13	1:12.755		1:47.930		1:04.206		89.7	4:04.891		
3	2:12.057		2:26.759		1:04.519		88.2	5:43.335		14	19:57.627		1:54.420		1:06.941		87.3	22:58.988		
4	1:13.152		1:48.293		1:06.079		88.6	4:07.524		15	1:16.440		1:51.767		1:04.339		87.3	4:12.546		
5	1:45.696		2:49.723		1:06.043		87.9	5:41.462		16	1:13.818		1:49.438		1:03.790		88.2	4:07.046		
6	<u>1:10.580</u>		1:53.696		Pit In		4:17.410			17	1:11.072		1:47.867		1:03.634		88.2	4:02.573		
7	Pit Out		2:52.792		1:06.041		86.5	8:40.551		18	1:11.590		<u>1:47.321</u>		<u>1:03.020</u>		88.5	<u>4:01.931</u>		
8	1:14.944		1:49.215		1:03.848		87.7	4:08.007		19	1:12.794		1:52.467		1:06.752		77.5	4:12.013		
9	1:13.391		1:54.659		1:04.974		89.4	4:13.024		20	2:11.658		2:50.476		1:09.235		87.4	6:11.369		
10	12:18.528		1:57.315		1:09.011		88.5	15:24.854		21	1:14.061		1:47.364		1:03.124		<u>90.8</u>	4:04.549		
11	1:18.810		1:54.393		1:20.896		62.8	4:34.099		22										

255 FF Warner Experience									C 1											
lap	Sect-1	Speed	Sect-2	Speed	Sect-3	Speed	TopSpeed	laptime	pit	lap	Sect-1	Speed	Sect-2	Speed	Sect-3	Speed	Topspeed	laptime	pit	
1	Pit Out		2:32.518		2:01.348		60.0	5:24.793		9	2:22.109		2:11.338		Pit In		20:45.157			
2	1:21.286		1:58.010		1:04.955		89.3	4:24.251		10	Pit Out		1:50.262		1:06.402		92.4	4:49.906		
3	1:14.313		2:11.126		1:58.967		61.3	5:24.406		11	1:11.319		1:47.127		<u>1:02.704</u>		91.1	4:01.150		
4	1:47.654		1:56.137		1:06.811		89.2	4:50.602		12	1:11.349		<u>1:46.065</u>		1:03.258		91.5	<u>4:00.672</u>		
5	1:21.416		7:47.262		Pit In		11:03.193			13	<u>1:11.014</u>		1:50.315		Pit In		4:18.703			
6	Pit Out		1:50.920		1:03.657		<u>92.8</u>	46:25.109		14	Pit Out		2:48.840		1:08.551		88.7	7:23.532		
7	1:11.640		1:52.020		1:04.373		92.5	4:08.033		15	1:13.922		1:51.451		1:05.602		91.2	4:10.975		
8	1:12.176		1:59.500		2:03.464		73.5	5:15.140		16										

257 Mecaperformance									C 1											
lap	Sect-1	Speed	Sect-2	Speed	Sect-3	Speed	TopSpeed	laptime	pit	lap	Sect-1	Speed	Sect-2	Speed	Sect-3	Speed	Topspeed	laptime	pit	
1	Pit Out		2:14.274		2:01.329		70.7	5:09.293		7	Pit Out		1:59.404		1:03.836		<u>92.3</u>	5:30.445		
2	1:28.289		1:58.896		1:07.473		91.4	4:34.658		8	<u>36:46.876</u>		1:49.507		<u>1:03.548</u>		91.7	39:39.931		
3	1:15.068		1:58.152		1:47.069		69.5	5:00.289		9	1:11.982		1:49.891		1:04.896		89.8	4:06.769		
4	2:04.696		1:53.758		1:03.996		<u>92.3</u>	5:02.450		10	1:11.252		<u>1:49.047</u>		1:04.320		90.1	<u>4:04.619</u>		
5	1:13.066		1:56.317		1:06.046		90.3	4:15.429		11	1:17.646		2:15.717		Pit In		5:38.044			
6	2:09.221		2:46.592		Pit In		6:30.435			12									19:20.864	





24H2CV

2CV and C1

20 - 22 October 2023

Laps and Sector Times - Paying Practice 2 - 2CV - C1

Spa Francorchamps - 7003mtr.


258 Canal Performance										C 1									
lap	Sect-1	Speed	Sect-2	Speed	Sect-3	Speed	TopSpeed	laptime	pit	lap	Sect-1	Speed	Sect-2	Speed	Sect-3	Speed	Topspeed	laptime	pit
1	Pit Out		1:48.723		<u>1:02.443</u>	92.4		3:35.479		12	18:05.247		1:56.002		1:07.101	92.1		21:08.350	
2	1:11.474		1:46.968		1:02.872	91.8		4:01.314		13	1:13.415		1:53.285		1:06.395	91.7		4:13.095	
3	1:11.019		1:48.431		1:46.209	65.5		4:45.659		14	1:13.398		1:49.239		1:31.409	70.3		4:34.046	
4	2:10.652		1:49.978		1:02.972	92.0		5:03.602		15	1:57.959		2:34.438		1:03.415	91.0		5:35.812	
5	1:10.588		1:45.298		1:02.824	69.7		3:58.710		16	10:39.396		1:52.391		1:03.325	92.5		13:35.112	
6	1:56.268		2:27.190		1:02.480	91.2		5:25.938		17	1:13.662		1:53.199		1:05.055	92.0		4:11.916	
7	<u>1:09.876</u>		<u>1:44.888</u>		1:02.477	92.3		<u>3:57.241</u>		18	1:11.403		1:50.072		Pit In			11:55.906	
8	1:10.072		2:10.662		Pit In			5:13.245		19	Pit Out		1:58.920		1:13.755	58.6		5:03.277	
9	Pit Out		1:56.872		1:05.491	90.5		7:06.055		20	2:12.151		2:46.805		1:05.808	90.3		6:04.764	
10	1:14.023		1:57.206		1:05.332	90.3		4:16.561		21	1:12.796		1:47.707		1:03.544	<u>92.6</u>		4:04.047	
11	14:25.688		1:48.988		1:05.084	85.6		17:19.760		22									

260 Citropol 260										C 1									
lap	Sect-1	Speed	Sect-2	Speed	Sect-3	Speed	TopSpeed	laptime	pit	lap	Sect-1	Speed	Sect-2	Speed	Sect-3	Speed	Topspeed	laptime	pit
1	Pit Out		1:49.673		1:03.045	90.6		4:05.342		11	17:20.125		1:49.317		1:02.806	90.6		20:12.248	
2	1:42.552		2:56.767		1:04.590	91.0		5:43.909		12	1:11.802		1:48.588		1:02.536	88.7		4:02.926	
3	<u>1:09.597</u>		1:48.035		1:02.269	92.5		3:59.901		13	1:11.645		1:50.778		1:02.764	89.0		4:05.187	
4	1:09.737		2:38.590		1:58.623	90.5		5:46.950		14	1:11.036		2:29.701		Pit In			5:44.573	
5	1:10.298		1:46.600		1:02.137	90.1		<u>3:59.035</u>		15	Pit Out		1:52.812		1:02.996	89.6		17:58.772	
6	1:10.433		1:48.633		Pit In			4:20.045		16	1:10.421		1:50.496		Pit In			4:11.533	
7	Pit Out		1:53.183		1:03.536	91.9		7:00.245		17	Pit Out				Pit In			13:51.244	
8	1:15.906		1:52.041		1:01.745	<u>92.6</u>		4:09.692		18	Pit Out		2:25.794		1:03.702	91.8		7:25.056	
9	12:22.505		1:46.521		1:02.712	91.8		15:11.738		19	1:09.900		1:49.440		<u>1:01.674</u>	92.3		4:01.014	
10	1:11.706		<u>1:44.839</u>		1:02.518	91.1		3:59.063		20									

261 PCH Automotive										C 1									
lap	Sect-1	Speed	Sect-2	Speed	Sect-3	Speed	TopSpeed	laptime	pit	lap	Sect-1	Speed	Sect-2	Speed	Sect-3	Speed	Topspeed	laptime	pit
1	Pit Out		1:46.879		1:03.514	91.1		3:41.004		9	1:11.062		1:52.015		1:03.850	91.3		4:06.927	
2	1:10.507		1:45.681		1:02.213	89.4		3:58.401		10	14:26.471		1:49.017		1:06.253	90.6		17:21.741	
3	2:01.126		2:43.780		1:02.542	91.9		5:47.448		11	1:14.920		1:48.394		Pit In			4:28.911	
4	1:09.848		<u>1:44.672</u>		<u>1:01.589</u>	91.8		<u>3:56.109</u>		12	Pit Out		1:45.642		1:01.918	92.8		18:36.691	
5	<u>1:09.124</u>		2:33.619		Pit In			5:52.134		13	1:09.871		1:45.719		1:01.806	<u>92.9</u>		3:57.396	
6	Pit Out		1:49.741		1:04.116	91.4		6:13.827		14	1:10.627		1:45.004		Pit In			4:35.688	
7	1:10.709		2:40.831		2:00.688	89.2		5:52.228		15								50:51.265	
8	1:11.705		1:46.821		1:02.228	91.1		4:00.754		16									

263 RJ Motorsport										C 1									
lap	Sect-1	Speed	Sect-2	Speed	Sect-3	Speed	TopSpeed	laptime	pit	lap	Sect-1	Speed	Sect-2	Speed	Sect-3	Speed	Topspeed	laptime	pit
1	1:10.511		1:43.085		1:01.984	89.8		3:55.580		9	19:01.712		1:51.564		1:05.374	90.3		21:58.650	
2	1:09.186		1:48.568		1:33.479	64.4		4:31.233		10	16:23.614		1:55.047		Pit In			19:32.634	
3	2:20.359		1:56.814		1:01.854	89.6		5:19.027		11	Pit Out		1:55.374		1:04.755	90.2		6:35.744	
4	1:10.063		1:43.956		<u>1:00.852</u>	91.0		3:54.871		12	1:11.817		2:47.240		Pit In			6:00.685	
5	1:48.374		2:52.323		Pit In			5:55.134		13	Pit Out		1:41.359		1:01.282	89.2		28:13.610	
6	Pit Out		1:55.808		1:14.038	72.0		6:26.887		14	1:09.580		1:41.551		1:02.139	89.9		3:53.270	
7	2:18.075		2:40.882		1:08.790	90.5		6:07.747		15	<u>1:09.085</u>		<u>1:40.693</u>		1:01.554	91.4		<u>3:51.332</u>	





24H2CV

2CV and C1

20 - 22 October 2023

Laps and Sector Times - Paying Practice 2 - 2CV - C1

Spa Francorchamps - 7003mtr.

8	1:09.817	1:50.423	1:01.630	<u>91.8</u>	4:01.870	16													
---	----------	----------	----------	-------------	----------	----	--	--	--	--	--	--	--	--	--	--	--	--	--


264 TC Racing By Kimy RT										C 1									
lap	Sect-1	Speed	Sect-2	Speed	Sect-3	Speed	TopSpeed	laptime	pit	lap	Sect-1	Speed	Sect-2	Speed	Sect-3	Speed	Topspeed	laptime	pit
1	Pit Out		1:50.428		1:05.423	90.5		3:44.345		13	1:10.782		1:52.712		1:03.245	92.5		4:06.739	
2	1:11.841		2:26.262		2:02.228	58.8		5:40.331		14	1:13.034		1:49.029		1:02.201	92.0		4:04.264	
3	1:18.301		1:48.445		1:04.681	92.3		4:11.427		15	2:20.126		2:51.728		1:06.477	91.1		6:18.331	
4	1:10.342		1:51.183		1:48.869	56.1		4:50.394		16	<u>10:52.662</u>		1:53.628		1:02.590	92.5		13:48.880	
5	2:06.659		1:46.870		1:03.627	91.6		4:57.156		17	1:11.280		1:49.408		1:02.236	92.1		4:02.924	
6	1:10.761		1:48.523		1:03.594	90.8		4:02.878		18	1:10.239		1:46.223		1:04.236	92.0		4:00.698	
7	1:51.087		3:03.526		1:15.413	92.1		6:10.026		19	1:10.550		1:45.158		<u>1:01.992</u>	91.4		<u>3:57.700</u>	
8	1:11.432		1:49.155		1:02.982	91.4		4:03.569		20	1:12.263		1:48.288		Pit In			4:11.571	
9	1:10.617		1:50.480		1:02.609	91.6		4:03.706		21	Pit Out		1:47.515		1:49.512	64.9		6:26.748	
10	12:28.822		1:52.830		1:04.962	90.9		15:26.614		22	2:10.884		2:21.085		1:02.011	<u>93.4</u>		5:33.980	
11	1:11.266		1:55.612		1:02.924	91.8		4:09.802		23	1:11.129		<u>1:44.717</u>		1:02.316	92.3		3:58.162	
12	16:01.754		1:51.745		1:03.002	90.9		18:56.501		24									

265 JFP Racing										C 1									
lap	Sect-1	Speed	Sect-2	Speed	Sect-3	Speed	TopSpeed	laptime	pit	lap	Sect-1	Speed	Sect-2	Speed	Sect-3	Speed	Topspeed	laptime	pit
1	1:16.264		1:56.553		1:06.028	90.3		4:18.845		8	1:13.687		2:02.643		1:03.432	<u>91.6</u>		4:19.762	
2	1:44.493		2:57.990		1:07.346	90.5		5:49.829		9	17:03.263		2:01.975		1:05.455	91.3		20:10.693	
3	1:13.088		1:53.516		1:04.607	90.2		4:11.211		10	1:13.013		1:49.839		Pit In			4:20.645	
4	1:11.353		2:30.057		1:59.043	90.1		5:40.453		11	Pit Out		2:48.166		1:34.975	90.1		8:25.605	
5	1:13.682		8:31.118		Pit In			12:00.976		12	11:06.931		1:51.638		1:04.583	90.8		14:03.152	
6	Pit Out		1:59.752		1:05.819	88.2		7:30.370		13	1:11.310		<u>1:47.408</u>		<u>1:02.484</u>	91.4		<u>4:01.202</u>	
7	13:34.584		2:16.027		1:03.976	90.1		16:54.587		14	<u>1:10.760</u>		4:44.748		Pit In			7:30.087	

266 BRV-Racing										C 1									
lap	Sect-1	Speed	Sect-2	Speed	Sect-3	Speed	TopSpeed	laptime	pit	lap	Sect-1	Speed	Sect-2	Speed	Sect-3	Speed	Topspeed	laptime	pit
1	Pit Out		2:22.472		1:08.322	86.3		4:44.491		10	1:13.043		1:45.720		1:07.354	67.3		4:06.117	
2	1:16.148		1:51.611		1:05.480	85.3		4:13.239		11	2:14.060		2:35.513		1:03.309	91.4		5:52.882	
3	2:00.200		2:48.402		1:07.258	86.2		5:55.860		12	13:19.010		1:46.239		1:02.957	90.9		16:08.206	
4	1:14.249		1:50.909		1:05.205	85.8		4:10.363		13	1:10.179		1:47.678		1:01.720	92.0		3:59.577	
5	1:13.986		2:21.394		Pit In			5:33.464		14	1:09.478		1:47.025		1:02.006	91.6		3:58.509	
6	Pit Out		1:57.901		1:05.177	89.6		10:06.868		15	1:11.596		1:44.838		1:01.232	91.4		3:57.666	
7	14:02.847		1:52.709		1:04.073	90.8		16:59.629		16	1:09.697		<u>1:44.431</u>		<u>1:00.750</u>	92.2		<u>3:54.878</u>	
8	19:06.642		1:57.070		1:05.114	91.9		22:08.826		17	1:10.622		1:55.601		Pit In			4:57.544	
9	1:13.693		1:47.904		1:02.659	<u>92.3</u>		4:04.256		18	Pit Out		1:45.950		1:01.330	91.7		6:12.992	

270 CGS Racing Team										C 1									
lap	Sect-1	Speed	Sect-2	Speed	Sect-3	Speed	TopSpeed	laptime	pit	lap	Sect-1	Speed	Sect-2	Speed	Sect-3	Speed	Topspeed	laptime	pit
1	Pit Out		1:57.184		1:09.229	87.6		4:00.135		6	1:50.408		1:56.902		1:06.753	89.6		4:54.063	
2	1:16.007		1:54.492		1:05.925	88.0		4:16.424		7	1:14.438		1:55.859		Pit In			4:36.745	
3	1:13.137		2:38.165		1:52.921	81.0		5:44.223		8	Pit Out		1:57.227		<u>1:05.305</u>	86.5		7:01.697	
4	1:14.235		<u>1:51.063</u>		1:08.338	<u>89.9</u>		<u>4:13.636</u>		9	17:32.924		1:58.477		1:06.760	79.6		20:38.161	
5	<u>1:12.050</u>		2:07.866		1:59.632	66.0		5:19.548		10									





24H2CV

2CV and C1

20 - 22 October 2023

Laps and Sector Times - Paying Practice 2 - 2CV - C1

Spa Francorchamps - 7003mtr.

271 Oeste Kart Laranja									C 1										
lap	Sect-1	Speed	Sect-2	Speed	Sect-3	Speed	TopSpeed	laptime	pit	lap	Sect-1	Speed	Sect-2	Speed	Sect-3	Speed	Topspeed	laptime	pit
1	Pit Out		1:54.857		1:06.102	90.1		3:47.720		9	1:10.641		1:53.051		1:03.437	92.4		4:07.129	
2	1:12.084		2:03.539		2:01.440	58.9		5:17.063		10	13:33.727		1:58.311		1:05.545	93.6		16:37.583	
3	1:50.633		1:51.933		1:06.454	89.7		4:49.020		11	1:16.574		1:52.620		1:18.723	60.0		4:27.917	
4	1:13.004		1:49.569		1:51.999	63.7		4:54.572		12	16:01.254		1:49.318		1:02.691	94.7		18:53.263	
5	2:08.616		1:48.699		1:04.927	90.7		5:02.242		13	1:10.961		1:50.351		1:03.445	91.1		4:04.757	
6	1:11.957		1:47.933		1:03.835	91.5		4:03.725		14	1:10.023		1:59.984		Pit In			5:17.235	
7	1:37.130		2:48.351		1:36.351	90.3		6:01.832		15	Pit Out		1:50.916		1:02.686	92.6		18:24.086	
8	1:12.057		1:47.187		1:04.656	90.1		4:03.900		16	1:11.195		3:34.795		Pit In			7:15.636	

276 Oeste Kart Verde									C 1										
lap	Sect-1	Speed	Sect-2	Speed	Sect-3	Speed	TopSpeed	laptime	pit	lap	Sect-1	Speed	Sect-2	Speed	Sect-3	Speed	Topspeed	laptime	pit
1	Pit Out		1:45.567		1:02.126	92.5		3:35.509		3	1:26.698		2:52.435		Pit In			6:22.621	
2	1:09.471		1:46.454		1:02.557	90.0		3:58.482		4	Pit Out		1:46.061		1:02.010	90.3		5:47.462	

277 SHAM Junior Team									C 1										
lap	Sect-1	Speed	Sect-2	Speed	Sect-3	Speed	TopSpeed	laptime	pit	lap	Sect-1	Speed	Sect-2	Speed	Sect-3	Speed	Topspeed	laptime	pit
1	Pit Out		1:48.336		1:03.040	90.4		3:36.698		12	17:07.671		1:47.782		1:01.085	91.2		19:56.538	
2	1:10.606		1:45.525		1:01.625	91.0		3:57.756		13	1:10.023		1:46.406		1:01.596	90.1		3:58.025	
3	1:09.834		2:42.917		1:51.798	86.2		5:44.549		14	1:09.044		1:45.722		Pit In			4:01.448	
4	1:10.727		1:46.766		1:04.320	89.6		4:01.813		15	Pit Out		2:38.201		1:02.944	91.0		7:36.038	
5	1:09.685		2:01.523		1:53.841	60.1		5:05.049		16	10:00.041		1:48.714		1:02.168	91.5		12:50.923	
6	1:51.210		1:46.155		1:01.261	91.8		4:38.626		17	1:10.863		1:46.721		Pit In			4:09.470	
7	1:09.266		1:46.835		1:03.863	90.9		3:59.964		18	Pit Out		1:49.926		1:03.057	89.3		6:16.758	
8	2:04.779		2:51.662		Pit In			6:23.239		19	1:11.587		1:53.742		1:03.407	91.0		4:08.736	
9	Pit Out		1:53.261		1:06.476	91.0		7:01.375		20	1:09.896		1:53.753		Pit In			4:12.829	
10	11:41.558		1:46.763		1:04.100	90.9		14:32.421		21	Pit Out		2:40.750		1:55.380	57.8		7:31.052	
11	1:11.342		1:47.946		1:01.994	92.2		4:01.282		22	1:27.183		1:48.289		1:01.272	90.3		4:16.744	

279 Black By Kimy Racing									C 1										
lap	Sect-1	Speed	Sect-2	Speed	Sect-3	Speed	TopSpeed	laptime	pit	lap	Sect-1	Speed	Sect-2	Speed	Sect-3	Speed	Topspeed	laptime	pit
1	Pit Out		1:49.536		1:06.974	90.8		3:41.963		12	1:15.845		1:49.751		1:02.326	91.4		4:07.922	
2	2:08.347		2:20.702		1:04.483	89.9		5:33.532		13	1:10.198		1:46.624		1:07.491	64.2		4:04.313	
3	1:12.035		1:49.096		1:03.474	92.5		4:04.605		14	2:14.232		2:35.621		1:02.937	91.6		5:52.790	
4	1:45.693		2:49.024		1:03.600	89.7		5:38.317		15	12:37.696		1:46.001		1:01.731	91.8		15:25.428	
5	1:10.304		1:46.638		1:02.439	89.9		3:59.381		16	1:09.059		1:44.912		1:01.244	92.8		3:55.215	
6	1:10.704		1:54.123		1:37.567	83.2		4:42.394		17	1:11.158		1:43.698		1:01.347	93.4		3:56.203	
7	2:14.166		1:59.742		1:02.515	90.4		5:16.423		18	1:08.417		1:42.146		1:01.455	91.5		3:52.018	
8	1:10.875		1:46.731		1:01.584	91.0		3:59.190		19	1:07.909		1:42.756		1:00.641	93.1		3:51.306	
9	14:02.805		1:58.059		1:04.627	91.4		17:05.491		20	1:08.094		1:47.144		Pit In			4:06.500	
10	1:11.755		1:47.989		1:02.680	90.9		4:02.424		21	Pit Out		2:02.699		1:01.596	89.6		7:09.982	
11	17:27.761		1:56.391		1:04.950	90.6		20:29.102		22	1:11.211		1:44.781		1:00.666	92.3		3:56.658	

282 BRV-Racing									C 1										
lap	Sect-1	Speed	Sect-2	Speed	Sect-3	Speed	TopSpeed	laptime	pit	lap	Sect-1	Speed	Sect-2	Speed	Sect-3	Speed	Topspeed	laptime	pit
1	Pit Out		2:44.867		1:55.277	90.0		5:42.153		10	1:11.509		2:38.884		1:56.623	61.6		5:47.016	
2	1:18.617		1:56.761		1:05.360	91.2		4:20.738		11	14:12.821		1:58.885		1:08.434	89.6		17:20.140	





24H2CV

2CV and C1

20 - 22 October 2023

Laps and Sector Times - Paying Practice 2 - 2CV - C1

Spa Francorchamps - 7003mtr.

3	1:14.075	2:24.043	Pit In		5:46.237	12	1:14.594	1:54.764	1:03.398	90.5	4:12.756
4	Pit Out	2:56.499	1:22.138	90.2	13:37.511	13	1:14.633	1:49.201	1:03.108	90.4	4:06.942
5	1:17.641	1:49.504	1:03.887	92.6	4:11.032	14	1:12.685	1:52.479	1:05.278	90.6	4:10.442
6	1:12.235	1:48.421	<u>1:01.696</u>	91.3	<u>4:02.352</u>	15	<u>1:10.765</u>	1:54.515	1:03.085	90.2	4:08.365
7	15:55.020	1:51.153	1:05.186	<u>93.1</u>	18:51.359	16	1:12.441	2:00.251	Pit In		5:02.839
8	19:08.430	1:53.454	1:06.063	86.3	22:07.947	17	Pit Out	1:51.711	1:04.140	88.6	6:53.769
9	1:14.633	1:50.944	1:02.369	90.5	4:07.946	18					

283 Emax-JSR										C1									
lap	Sect-1	Speed	Sect-2	Speed	Sect-3	Speed	TopSpeed	laptime	pit	lap	Sect-1	Speed	Sect-2	Speed	Sect-3	Speed	Topspeed	laptime	pit
1	Pit Out		1:51.442		1:03.991	90.8	3:43.158			12	1:15.199		1:50.759		1:02.833	<u>94.3</u>		4:08.791	
2	1:14.402		1:47.941		1:04.250	91.0	4:06.593			13	1:53.833		2:55.606		Pit In			6:44.572	
3	1:43.039		2:58.708		1:04.750	92.3	5:46.497			14	Pit Out		1:47.831		1:02.754	90.5		12:46.413	
4	1:12.958		1:49.429		Pit In		4:14.943			15	1:12.009		1:46.903		1:04.944	91.2		4:03.856	
5	Pit Out		1:51.779		1:04.281	90.7	8:21.888			16	<u>1:10.881</u>		<u>1:46.493</u>		1:02.743	90.5		<u>4:00.117</u>	
6	1:11.696		1:50.052		1:04.238	91.2	4:05.986			17	1:11.179		1:46.977		1:02.568	90.5		4:00.724	
7	1:49.925		3:06.687		Pit In		6:27.463			18	1:13.125		1:51.377		Pit In			4:17.742	
8	Pit Out		2:03.309		1:07.332	90.8	22:37.362			19	Pit Out		1:55.942		1:17.640	61.5		6:06.616	
9	1:14.407		2:01.121		1:05.136	89.9	4:20.664			20	2:16.926		2:47.621		1:05.165	90.5		6:09.712	
10	16:15.708		1:51.407		1:03.750	88.7	19:10.865			21	1:11.923		1:49.106		<u>1:01.967</u>	91.0		4:02.996	
11	1:12.839		1:51.549		1:03.053	90.8	4:07.441			22									

284 Emax-JI Motorsport										C1									
lap	Sect-1	Speed	Sect-2	Speed	Sect-3	Speed	TopSpeed	laptime	pit	lap	Sect-1	Speed	Sect-2	Speed	Sect-3	Speed	Topspeed	laptime	pit
1	Pit Out		1:50.309		1:03.587	87.7	3:42.548			12	16:41.189		1:46.268		1:03.182	90.2		19:30.639	
2	1:13.888		1:46.955		1:03.449	87.4	4:04.292			13	1:10.713		1:43.377		Pit In			4:03.407	
3	1:30.595		2:57.565		Pit In		5:54.229			14	Pit Out		1:52.722		1:42.600	60.4		6:28.234	
4	Pit Out		2:20.376		2:01.186	65.8	9:19.035			15	2:19.140		2:13.209		1:02.934	91.8		5:35.283	
5	1:18.459		1:46.076		1:02.708	91.3	4:07.243			16	10:20.996		1:50.060		1:01.452	90.7		13:12.508	
6	1:10.505		1:48.043		1:02.858	77.4	4:01.406			17	1:10.122		1:44.453		1:01.413	90.2		3:55.988	
7	2:08.208		2:46.786		1:01.582	90.7	5:56.576			18	1:10.890		1:46.302		1:01.538	90.0		3:58.730	
8	<u>1:09.393</u>		1:47.402		1:02.591	91.6	3:59.386			19	1:09.898		1:42.965		1:00.706	90.8		3:53.569	
9	1:10.930		1:48.629		1:01.205	91.0	4:00.764			20	1:09.963		1:42.545		1:01.706	90.2		3:54.214	
10	11:07.329		1:47.321		1:02.508	91.8	13:57.158			21	1:09.733		<u>1:42.137</u>		<u>1:00.090</u>	91.4		<u>3:51.960</u>	
11	1:11.121		1:47.618		1:04.476	<u>92.2</u>	4:03.215			22	1:28.090		2:51.406		Pit In			6:23.508	

287 Fortemps Motorsport										C1									
lap	Sect-1	Speed	Sect-2	Speed	Sect-3	Speed	TopSpeed	laptime	pit	lap	Sect-1	Speed	Sect-2	Speed	Sect-3	Speed	Topspeed	laptime	pit
1	Pit Out		1:48.629		1:04.693	89.1	3:39.122			13	1:12.059		1:52.552		1:02.706	87.2		4:07.317	
2	1:13.259		1:50.994		1:03.134	91.6	4:07.387			14	1:10.815		1:52.548		Pit In			4:16.962	
3	1:10.667		1:53.512		1:53.980	55.6	4:58.159			15	Pit Out		2:35.897		1:06.018	91.2		7:23.248	
4	2:11.336		1:50.797		1:03.689	91.0	5:05.822			16	9:39.150		1:51.374		1:02.666	<u>92.3</u>		12:33.190	
5	1:13.452		1:49.766		1:29.665	63.9	4:32.883			17	1:11.057		1:48.349		1:02.667	91.8		4:02.073	
6	2:10.186		2:05.152		1:04.284	91.2	5:19.622			18	1:10.173		<u>1:47.669</u>		<u>1:02.145</u>	92.1		<u>3:59.987</u>	
7	1:12.914		1:48.290		1:03.861	91.0	4:05.065			19	<u>1:10.169</u>		1:50.692		1:03.037	90.6		4:03.898	
8	1:11.630		2:41.149		Pit In		5:59.726			20	1:11.570		1:51.367		Pit In			4:17.102	
9	Pit Out		1:54.204		1:05.099	85.9	6:33.410			21	Pit Out		1:52.501		1:45.230	61.2		6:53.852	





24H2CV

2CV and C1

20 - 22 October 2023

Laps and Sector Times - Paying Practice 2 - 2CV - C1

Spa Francorchamps - 7003mtr.

10	14:49.566	1:55.997	1:04.402	86.7	17:49.965	22	2:12.515	2:26.045	1:03.709	89.7	5:42.269
11	1:22.184	1:57.453	1:08.768	86.1	4:28.405	23	1:10.315	1:50.512	1:04.023	89.6	4:04.850
12	14:57.209	1:52.753	1:05.610	86.5	17:55.572	24					

289 Be GSI Racing										C 1									
lap	Sect-1	Speed	Sect-2	Speed	Sect-3	Speed	TopSpeed	laptime	pit	lap	Sect-1	Speed	Sect-2	Speed	Sect-3	Speed	Topspeed	laptime	pit
1	Pit Out		1:54.099		1:07.210	89.3		3:47.451		10	1:11.426		1:52.816		<u>1:03.574</u>	90.4		<u>4:07.816</u>	
2	1:13.667		1:56.404		1:33.725	64.6		4:43.796		11	1:25.648		2:11.808		1:54.333	69.5		5:31.789	
3	2:19.719		1:59.922		Pit In			5:33.203		12	12:29.260		2:22.454		1:07.109	88.0		15:58.823	
4	Pit Out		2:43.856		1:05.665	90.7		10:19.558		13	1:13.791		1:54.708		1:06.420	90.5		4:14.919	
5	1:12.433		1:56.694		1:07.669	90.1		4:16.796		14	1:15.076		1:50.728		1:05.479	<u>91.6</u>		4:11.283	
6	1:39.935		2:48.568		Pit In			6:12.355		15	1:12.451		1:59.358		1:05.812	90.5		4:17.621	
7	Pit Out		2:02.504		1:09.158	89.9		8:12.617		16	1:13.221		1:51.332		1:04.290	90.5		4:08.843	
8	34:58.782		1:56.981		1:04.279	91.1		38:00.042		17	1:12.499		<u>1:47.149</u>		1:42.635	62.1		4:42.283	
9	<u>1:10.896</u>		1:52.532		1:04.542	90.9		4:07.970		18	2:05.706		2:27.728		Pit In			5:49.384	

290 KM99 290										C 1									
lap	Sect-1	Speed	Sect-2	Speed	Sect-3	Speed	TopSpeed	laptime	pit	lap	Sect-1	Speed	Sect-2	Speed	Sect-3	Speed	Topspeed	laptime	pit
1	Pit Out		2:00.755		1:06.191	89.2		13:33.515		4	1:11.710		1:50.852		1:05.985	90.3		4:08.547	
2	1:14.367		1:50.566		<u>1:04.141</u>	89.9		4:09.074		5	1:11.383		<u>1:48.931</u>		1:04.203	89.2		<u>4:04.517</u>	
3	16:51.000		1:50.077		1:04.309	<u>90.5</u>		19:45.386		6	<u>1:11.181</u>		2:22.187		1:53.731	83.4		5:27.099	

291 Acome by AP										C 1									
lap	Sect-1	Speed	Sect-2	Speed	Sect-3	Speed	TopSpeed	laptime	pit	lap	Sect-1	Speed	Sect-2	Speed	Sect-3	Speed	Topspeed	laptime	pit
1	Pit Out		1:52.692		<u>1:04.702</u>	<u>90.9</u>		23:57.613		6	1:13.661		1:54.115		1:06.596	88.7		4:14.372	
2	<u>1:12.447</u>		10:55.233		Pit In			13:22.301		7	1:13.052		1:51.567		1:06.648	89.6		<u>4:11.267</u>	
3	Pit Out		1:58.284		1:09.582	88.6		12:55.138		8	1:13.007		1:56.950		Pit In			4:31.814	
4	1:16.889		1:54.545		1:08.775	88.6		4:20.209		9	Pit Out		2:15.077		1:05.993	84.8		7:38.456	
5	1:15.611		1:54.713		1:07.434	87.8		4:17.758		10									

299 BE GSL Racing 2										C 1									
lap	Sect-1	Speed	Sect-2	Speed	Sect-3	Speed	TopSpeed	laptime	pit	lap	Sect-1	Speed	Sect-2	Speed	Sect-3	Speed	Topspeed	laptime	pit
1	Pit Out		1:48.287		1:02.522	93.1		3:45.339		10	40:39.589		1:45.221		1:00.550	93.8		43:25.360	
2	1:14.132		1:44.660		1:04.094	88.4		4:02.886		11	1:08.235		1:44.398		1:00.311	93.9		3:52.944	
3	1:08.823		2:21.983		2:03.326	57.3		5:34.132		12	1:07.921		1:49.549		Pit In			5:13.669	
4	1:14.559		1:44.277		1:03.015	93.2		4:01.851		13	Pit Out		1:53.469		Pit In			16:47.516	
5	1:09.228		1:43.845		1:50.656	64.0		4:43.729		14	Pit Out		1:42.937		1:00.424	<u>95.3</u>		6:35.747	
6	2:07.652		1:42.828		1:02.553	92.5		4:53.033		15	1:09.197		1:45.677		1:00.543	95.0		3:55.417	
7	1:09.330		1:45.192		Pit In			4:04.380		16	1:08.725		1:39.469		1:00.387	91.2		3:48.581	
8	Pit Out		2:22.890		1:06.132	92.2		7:38.508		17	<u>1:07.905</u>		<u>1:38.621</u>		<u>59.539</u>	94.7		<u>3:46.065</u>	
9	1:11.324		1:50.239		1:02.818	92.7		4:04.381		18	1:08.480		1:41.182		Pit In			4:16.353	

358 AB CARS										C 1									
lap	Sect-1	Speed	Sect-2	Speed	Sect-3	Speed	TopSpeed	laptime	pit	lap	Sect-1	Speed	Sect-2	Speed	Sect-3	Speed	Topspeed	laptime	pit
1	1:12.392		1:48.142		1:05.358	88.9		4:05.892		12	1:09.580		1:43.703		1:01.032	91.3		3:54.315	
2	1:12.409		2:38.978		1:52.098	87.5		5:43.485		13	<u>1:09.235</u>		<u>1:41.788</u>		1:04.200	59.3		3:55.223	
3	1:11.880		1:48.394		1:04.232	88.7		4:04.506		14	2:17.236		2:44.279		Pit In			6:08.273	
4	1:11.599		2:03.218		1:56.520	59.5		5:11.337		15	Pit Out		1:49.161		1:05.902	90.5		12:37.515	





24H2CV

2CV and C1

20 - 22 October 2023

Laps and Sector Times - Paying Practice 2 - 2CV - C1

Spa Francorchamps - 7003mtr.


5	1:49.851	1:44.791	1:02.164	90.6	4:36.806	16	1:12.445	1:48.734	1:04.204	89.3	4:05.383
6	1:09.996	1:47.694	Pit In		4:12.985	17	1:11.210	1:46.545	1:01.749	<u>92.0</u>	3:59.504
7	Pit Out	2:23.738	1:10.830	89.3	7:05.228	18	1:10.964	1:49.082	Pit In		4:13.781
8	1:13.625	1:52.388	1:06.534	88.9	4:12.547	19	Pit Out	1:49.889	1:03.171	91.0	5:51.787
9	15:01.496	1:48.620	1:01.068	91.5	17:51.184	20	1:10.042	1:55.538	1:17.730	63.0	4:23.310
10	1:09.730	1:43.100	<u>1:00.912</u>	91.8	<u>3:53.742</u>	21	2:17.356	2:46.150	1:04.137	89.7	6:07.643
11	17:26.381	1:42.945	1:01.310	90.6	<u>20:10.636</u>	22	1:10.372	1:49.855	1:02.730	90.8	4:02.957

418 G's COMPETIZIONE										C1									
lap	Sect-1	Speed	Sect-2	Speed	Sect-3	Speed	TopSpeed	laptime	pit	lap	Sect-1	Speed	Sect-2	Speed	Sect-3	Speed	Topspeed	laptime	pit
1	Pit Out		1:49.056		1:02.513	85.5		3:37.803		12	17:52.600		1:47.751		1:02.103	91.0		20:42.454	
2	1:11.559		1:48.793		1:04.159	88.3		4:04.511		13	1:12.486		<u>1:45.773</u>		<u>1:01.976</u>	89.9		<u>4:00.235</u>	
3	1:11.330		1:54.787		1:58.181	60.2		5:04.298		14	1:11.992		1:53.656		Pit In			5:18.833	
4	1:57.339		1:46.133		1:02.453	90.1		4:45.925		15	Pit Out		1:58.200		1:07.624	88.7		18:33.776	
5	1:10.485		1:50.528		1:31.075	62.9		4:32.088		16	1:14.137		1:55.085		1:08.000	90.6		4:17.222	
6	2:16.060		1:57.876		Pit In			5:25.971		17	1:12.077		1:49.197		1:05.120	90.0		4:06.394	
7	Pit Out		2:03.937		1:44.647	70.5		7:22.460		18	1:11.796		1:46.540		1:04.189	90.8		4:02.525	
8	2:03.700		1:57.701		1:04.353	89.9		5:05.754		19	<u>1:10.377</u>		1:50.555		1:03.176	90.0		4:04.108	
9	1:14.185		1:49.614		1:03.432	89.0		4:07.231		20	1:13.031		1:49.037		1:43.366	63.2		4:45.434	
10	14:16.001		1:49.693		1:03.760	<u>91.1</u>		17:09.454		21	2:06.977		2:27.595		1:04.006	90.8		5:38.578	
11	1:13.533		2:09.069		1:03.049	89.6		4:25.651		22									

424 LUMIO STUDIOS										C1									
lap	Sect-1	Speed	Sect-2	Speed	Sect-3	Speed	TopSpeed	laptime	pit	lap	Sect-1	Speed	Sect-2	Speed	Sect-3	Speed	Topspeed	laptime	pit
1	Pit Out		1:46.952		Pit In			3:50.136		12	17:59.476		1:51.097		1:03.045	89.0		20:53.618	
2	Pit Out		1:47.281		1:37.922	65.8		7:23.818		13	1:10.714		1:49.243		1:03.420	<u>90.2</u>		4:03.377	
3	2:20.350		1:55.716		1:04.200	90.0		5:20.266		14	<u>1:09.858</u>		1:54.283		2:08.266	64.7		5:12.407	
4	1:12.391		<u>1:45.474</u>		1:03.662	87.0		4:01.527		15	15:43.772		1:47.756		1:03.223	89.9		18:34.751	
5	1:47.325		2:45.605		1:03.928	88.6		5:36.858		16	1:09.891		1:46.526		1:02.982	89.4		<u>3:59.399</u>	
6	1:11.282		1:47.094		1:03.328	88.2		4:01.704		17	1:12.058		1:47.481		Pit In			4:08.533	
7	1:10.621		2:09.349		1:46.773	78.1		5:06.743		18	Pit Out		1:52.796		1:06.078	88.2		5:56.250	
8	1:53.888		1:47.440		1:04.248	88.9		4:45.576		19	1:11.642		1:49.789		1:04.164	86.3		4:05.595	
9	1:11.284		1:47.077		<u>1:02.541</u>	89.5		4:00.902		20	1:11.386		2:06.223		Pit In			5:05.351	
10	14:01.251		1:56.712		1:05.594	89.3		17:03.557		21	Pit Out		1:51.049		1:04.813	89.5		6:37.268	
11	1:12.759		1:48.175		1:04.455	89.2		4:05.389		22									

433 Tzi DESIGNS										C1									
lap	Sect-1	Speed	Sect-2	Speed	Sect-3	Speed	TopSpeed	laptime	pit	lap	Sect-1	Speed	Sect-2	Speed	Sect-3	Speed	Topspeed	laptime	pit
1	Pit Out		2:01.132		1:09.133	90.0		4:00.003		12	18:02.274		1:54.950		1:06.040	87.4		21:03.264	
2	1:15.351		1:53.884		1:07.287	90.5		4:16.522		13	1:15.263		1:53.814		1:03.504	89.9		4:12.581	
3	1:17.614		2:49.127		1:52.038	89.7		5:58.779		14	1:11.110		2:21.753		1:53.440	66.1		5:26.303	
4	1:14.281		1:53.585		1:05.140	90.7		4:13.006		15	14:30.834		1:50.666		1:03.461	91.0		17:24.961	
5	1:13.152		2:22.326		2:01.857	73.5		5:37.335		16	1:11.635		1:49.544		1:03.148	<u>91.9</u>		4:04.327	
6	1:18.441		1:50.097		1:05.569	90.5		4:14.107		17	1:09.407		<u>1:46.407</u>		1:02.754	89.6		<u>3:58.568</u>	
7	1:13.667		1:58.472		Pit In			4:33.448		18	<u>1:09.360</u>		1:50.544		1:03.358	89.6		4:03.262	
8	Pit Out		1:58.722		1:07.631	88.5		6:56.906		19	1:09.366		1:52.859		1:04.707	91.1		4:06.932	
9	1:17.647		1:54.174		1:05.916	88.3		4:17.737		20	1:09.665		1:46.509		<u>1:02.720</u>	90.7		3:58.894	





24H2CV

2CV and C1

20 - 22 October 2023

Laps and Sector Times - Paying Practice 2 - 2CV - C1

Spa Francorchamps - 7003mtr.

10	13:45.287	1:52.272	1:04.423	90.1	16:41.982	21	2:27.005	3:00.259	1:15.403	91.1	6:42.667
11	1:14.110	1:55.267	1:04.441	89.4	4:13.818	22	1:15.085	2:15.807	Pit In		4:48.136

438 B Primus - CRC Motorsport										C 1									
lap	Sect-1	Speed	Sect-2	Speed	Sect-3	Speed	TopSpeed	laptime	pit	lap	Sect-1	Speed	Sect-2	Speed	Sect-3	Speed	Topspeed	laptime	pit
1	Pit Out		1:59.842		1:08.209	87.9		4:01.108		11	18:28.631		2:04.826		1:13.361	84.0		21:46.818	
2	1:15.980		2:08.449		Pit In			5:32.088		12	1:24.537		2:09.398		1:16.332	82.8		4:50.267	
3	Pit Out		1:59.692		1:07.205	89.3		5:16.786		13	1:23.526		2:13.912		2:02.324	74.9		5:39.762	
4	1:14.607		2:08.068		1:59.900	61.2		5:22.575		14	13:11.897		2:05.870		1:13.637	88.2		16:31.404	
5	1:39.317		1:56.103		1:06.746	89.0		4:42.166		15	1:16.788		2:01.987		1:10.513	87.6		4:29.288	
6	1:14.305		1:59.911		1:07.923	83.3		4:22.139		16	1:16.737		2:01.002		1:10.854	88.5		4:28.593	
7	2:03.246		2:58.279		Pit In			6:23.102		17	1:16.622		2:02.123		1:08.751	88.1		4:27.496	
8	Pit Out		1:57.921		1:08.381	86.9		6:12.674		18	1:15.156		2:02.222		1:10.268	88.7		4:27.646	
9	12:53.103		<u>1:53.266</u>		1:05.614	88.5		15:51.983		19	1:14.719		2:06.602		1:50.254	66.7		5:11.575	
10	<u>1:13.191</u>		1:54.107		<u>1:04.277</u>	88.5		<u>4:11.575</u>		20	1:55.496		2:01.959		1:07.978	88.5		5:05.433	

450 C1 Scandinavian										C 1									
lap	Sect-1	Speed	Sect-2	Speed	Sect-3	Speed	TopSpeed	laptime	pit	lap	Sect-1	Speed	Sect-2	Speed	Sect-3	Speed	Topspeed	laptime	pit
1	Pit Out		1:57.917		1:09.324	83.7		4:00.800		11	<u>17:22.458</u>		2:02.221		1:08.390	86.2		20:33.069	
2	1:21.485		1:56.135		1:08.347	86.3		4:25.967		12	1:19.029		1:57.528		1:07.737	85.7		4:24.294	
3	1:18.637		2:48.400		1:52.767	84.6		5:59.804		13	1:16.948		1:55.751		Pit In			5:01.998	
4	1:17.260		1:55.080		1:06.721	<u>87.2</u>		4:19.061		14	Pit Out		1:56.887		1:09.010	84.6		18:17.593	
5	1:15.915		2:25.074		Pit In			5:53.339		15	1:19.029		1:54.171		1:07.632	85.3		4:20.832	
6	Pit Out		1:59.033		1:10.040	85.5		7:11.419		16	1:16.859		1:56.836		Pit In			4:36.167	
7	2:08.084		2:51.210		1:21.517	85.4		6:20.811		17	Pit Out		1:57.138		1:12.407	85.4		6:51.009	
8	1:16.908		1:54.438		Pit In			4:27.459		18	1:15.423		1:54.016		1:08.201	86.1		<u>4:17.640</u>	
9	Pit Out		1:56.963		1:08.445	84.4		17:33.188		19	1:24.594		2:51.305		Pit In			6:23.424	
10	1:15.972		1:55.470		1:06.407	86.0		4:17.849		20	Pit Out		<u>1:51.935</u>		<u>1:06.356</u>	86.9		6:17.141	

453 Flat Shtick Racing										C 1									
lap	Sect-1	Speed	Sect-2	Speed	Sect-3	Speed	TopSpeed	laptime	pit	lap	Sect-1	Speed	Sect-2	Speed	Sect-3	Speed	Topspeed	laptime	pit
1	Pit Out		2:00.542		1:07.714	87.3		4:00.923		6	11:29.160		2:03.415		1:09.201	85.4		14:41.776	
2	1:15.501		1:56.821		1:07.452	<u>88.6</u>		4:19.774		7	1:19.522		1:54.254		Pit In			4:34.338	
3	15:46.209		2:03.289		1:13.581	86.3		19:03.079		8	Pit Out		1:54.923		<u>1:07.434</u>	85.9		6:31.561	
4	1:19.753		2:03.362		Pit In			4:42.759		9	<u>1:14.622</u>		<u>1:50.579</u>		1:07.466	86.0		<u>4:12.667</u>	
5	Pit Out		2:47.561		1:34.473	85.2		8:17.702		10	1:15.942		9:00.410		Pit In			11:58.622	

515 MDM 1										C 1									
lap	Sect-1	Speed	Sect-2	Speed	Sect-3	Speed	TopSpeed	laptime	pit	lap	Sect-1	Speed	Sect-2	Speed	Sect-3	Speed	Topspeed	laptime	pit
1	Pit Out		1:50.809		1:05.002	85.3		3:45.394		12	17:04.911		1:58.175		1:10.327	86.7		20:13.413	
2	1:16.758		1:50.033		1:05.940	85.5		<u>4:12.731</u>		13	1:14.787		1:53.059		Pit In			4:24.751	
3	1:13.847		2:08.440		2:02.342	54.6		5:24.629		14	Pit Out		2:38.014		1:52.568	62.2		7:28.566	
4	1:33.789		1:53.472		1:05.279	87.3		4:32.540		15	12:18.535		1:53.649		<u>1:04.831</u>	<u>88.7</u>		15:17.015	
5	1:13.960		1:54.754		1:54.017	54.9		5:02.731		16	<u>1:12.418</u>		<u>1:48.321</u>		Pit In			4:13.788	
6	2:06.580		1:49.966		1:05.233	87.9		5:01.779		17	Pit Out		2:01.973		1:10.540	85.9		6:44.007	
7	1:14.876		1:54.148		1:08.860	86.8		4:17.884		18	1:17.228		1:57.140		1:10.529	85.6		4:24.897	
8	2:06.851		2:47.784		Pit In			6:23.134		19	1:16.037		1:54.657		1:10.819	84.6		4:21.513	





24H2CV

2CV and C1

20 - 22 October 2023

Laps and Sector Times - Paying Practice 2 - 2CV - C1

Spa Francorchamps - 7003mtr.


9	Pit Out	2:00.505	1:08.016	86.9	6:24.670	20	1:16.850	2:40.202	1:58.161	58.0	5:55.213
10	12:55.146	1:57.552	1:10.285	86.5	16:02.983	21	1:45.102	1:54.999	1:07.071	87.2	4:47.172
11	1:14.801	1:55.512	1:08.716	85.9	4:19.029	22					

525 MDM 3										C 1									
lap	Sect-1	Speed	Sect-2	Speed	Sect-3	Speed	TopSpeed	laptime	pit	lap	Sect-1	Speed	Sect-2	Speed	Sect-3	Speed	Topspeed	laptime	pit
1	Pit Out		1:45.113		1:01.558	88.7		3:33.890		13	16:55.415		1:49.894		1:01.895	90.4		19:47.204	
2	1:09.438		1:44.493		1:01.828	89.6		3:55.759		14	1:10.227		1:46.837		1:00.916	90.9		3:57.980	
3	1:09.177		1:48.511		1:53.892	58.3		4:51.580		15	1:09.381		1:42.809		1:01.085	91.4		3:53.275	
4	2:02.456		1:43.047		1:04.090	<u>92.5</u>		4:49.593		16	1:53.568		2:45.586		Pit In			6:23.004	
5	1:08.716		1:46.310		Pit In			4:02.824		17	Pit Out		1:45.513		1:01.985	90.5		13:16.326	
6	Pit Out		1:51.429		1:04.806	89.3		7:21.705		18	1:10.015		1:44.095		1:04.931	89.9		3:59.041	
7	1:14.000		1:54.732		1:04.047	88.9		4:12.779		19	1:10.168		1:45.136		1:01.403	90.9		3:56.707	
8	2:07.104		2:52.259		1:06.372	90.5		6:05.735		20	1:11.721		1:47.743		Pit In			4:12.789	
9	1:13.361		1:46.584		1:02.172	90.3		4:02.117		21	Pit Out		1:46.413		1:04.108	65.7		9:53.515	
10	1:09.809		1:49.723		1:01.693	90.4		4:01.225		22	2:15.399		2:49.024		1:02.077	91.0		6:06.500	
11	11:02.769		1:53.613		1:05.680	90.9		14:02.062		23	1:09.230		<u>1:40.934</u>		<u>1:00.500</u>	90.0		<u>3:50.664</u>	
12	1:13.179		1:47.878		1:02.523	<u>92.5</u>		4:03.580		24									

526 MDM 4										C 1									
lap	Sect-1	Speed	Sect-2	Speed	Sect-3	Speed	TopSpeed	laptime	pit	lap	Sect-1	Speed	Sect-2	Speed	Sect-3	Speed	Topspeed	laptime	pit
1	Pit Out		1:46.113		1:03.111	87.2		3:36.595		13	18:18.695		1:52.408		1:03.728	90.2		21:14.831	
2	1:10.358		1:46.303		1:02.866	87.9		<u>3:59.527</u>		14	1:12.202		1:47.580		1:03.570	90.0		4:03.352	
3	1:12.390		1:54.563		1:57.537	60.4		5:04.490		15	1:10.656		1:53.943		2:08.953	58.4		5:13.552	
4	1:55.570		1:44.981		1:02.546	90.7		4:43.097		16	2:17.171		2:02.936		Pit In			12:48.062	
5	1:11.980		1:46.128		1:29.009	58.6		4:27.117		17	Pit Out		1:57.048		1:07.306	82.4		6:45.635	
6	2:14.265		1:59.670		1:02.036	89.1		5:15.971		18	1:18.160		1:55.710		1:08.530	85.0		4:22.400	
7	<u>1:10.035</u>		<u>1:43.728</u>		Pit In			4:04.892		19	1:17.626		1:57.597		1:06.154	84.8		4:21.377	
8	Pit Out		2:45.125		1:02.132	89.0		7:20.662		20	1:17.046		1:52.878		1:09.076	88.0		4:19.000	
9	1:11.004		1:47.443		1:03.290	87.8		4:01.737		21	1:18.187		1:52.802		1:06.823	85.8		4:17.812	
10	1:11.177		1:48.551		<u>1:01.305</u>	<u>90.9</u>		4:01.033		22	1:14.834		2:38.969		1:58.917	59.9		5:52.720	
11	11:19.360		1:53.791		1:06.700	89.5		14:19.851		23	1:44.876		1:53.896		Pit In			4:54.384	
12	1:14.209		1:52.238		1:03.861	89.9		4:10.308		24									

535 Citro s'Potes										2CV									
lap	Sect-1	Speed	Sect-2	Speed	Sect-3	Speed	TopSpeed	laptime	pit	lap	Sect-1	Speed	Sect-2	Speed	Sect-3	Speed	Topspeed	laptime	pit
1	Pit Out		2:11.674		1:22.675	68.2		4:49.410		10	20:30.683		2:12.907		1:21.082	69.2		24:04.672	
2	1:35.214		2:48.069		1:57.395	66.5		6:20.678		11	1:34.443		2:06.373		<u>1:18.511</u>	69.4		4:59.327	
3	1:35.890		2:07.381		1:20.145	69.1		5:03.416		12	1:34.010		2:16.212		1:55.548	60.8		5:45.770	
4	1:36.971		2:31.908		1:48.767	64.6		5:57.646		13	13:39.756		2:10.159		1:19.871	68.7		17:09.786	
5	1:36.871		2:07.576		1:21.602	64.6		5:06.049		14	1:34.554		2:03.645		1:19.637	69.7		4:57.836	
6	1:34.581		2:34.762		1:59.105	63.2		6:08.448		15	1:32.362		2:04.822		1:19.391	69.2		<u>4:56.575</u>	
7	1:44.248		2:06.194		1:22.215	70.0		5:12.657		16	1:32.138		2:04.140		1:20.408	70.0		4:56.686	
8	1:35.213		2:10.066		1:21.012	65.5		5:06.291		17	1:31.833		2:06.834		1:23.216	66.1		5:01.883	
9	12:29.147		2:07.835		1:20.561	66.1		15:57.543		18	2:14.103		2:47.918		1:20.162	<u>70.4</u>		6:22.183	





24H2CV

2CV and C1

20 - 22 October 2023

Laps and Sector Times - Paying Practice 2 - 2CV - C1

Spa Francorchamps - 7003mtr.

555 MDM 2									C 1										
lap	Sect-1	Speed	Sect-2	Speed	Sect-3	Speed	TopSpeed	laptime	pit	lap	Sect-1	Speed	Sect-2	Speed	Sect-3	Speed	Topspeed	laptime	pit
1	Pit Out		1:48.002		1:02.844	90.8		3:38.282		13	1:10.338		1:48.748		1:02.366	91.2		4:01.452	
2	1:10.104		1:49.089		1:04.621	88.7		4:03.814		14	1:10.666		1:47.758		1:02.648	87.4		4:01.072	
3	1:10.544		1:55.736		1:56.449	61.4		5:02.729		15	1:48.979		2:48.579		Pit In			6:18.315	
4	1:58.761		1:45.692		1:02.928	90.7		4:47.381		16	Pit Out		1:46.663		1:02.202	90.8		13:23.967	
5	1:10.756		1:47.144		Pit In			4:38.923		17	1:11.153		1:45.998		1:04.313	89.3		4:01.464	
6	Pit Out		1:47.841		1:02.499	90.8		5:50.337		18	1:10.017		1:44.350		1:01.810	89.2		<u>3:56.177</u>	
7	1:11.415		1:46.863		1:03.637	91.2		4:01.915		19	1:14.465		1:46.904		1:02.397	89.6		4:03.766	
8	1:50.920		3:02.297		Pit In			6:22.919		20	1:10.141		<u>1:43.713</u>		1:02.462	90.1		3:56.316	
9	Pit Out		1:58.744		1:08.471	87.9		6:52.175		21	<u>1:09.230</u>		1:44.067		1:04.631	90.6		3:57.928	
10	12:40.905		1:54.418		1:03.800	89.8		15:39.123		22	1:09.332		2:06.752		Pit In			5:19.219	
11	1:11.893		1:48.087		1:03.001	88.7		4:02.981		23	Pit Out		1:47.530		<u>1:01.316</u>	<u>91.5</u>		7:58.098	
12	16:42.492		1:50.200		1:02.654	89.7		19:35.346		24									

566 Molkenboer Autosport									C 1										
lap	Sect-1	Speed	Sect-2	Speed	Sect-3	Speed	TopSpeed	laptime	pit	lap	Sect-1	Speed	Sect-2	Speed	Sect-3	Speed	Topspeed	laptime	pit
1	Pit Out		2:00.412		1:07.726	88.9		3:59.018		11	20:10.723		1:55.944		1:05.610	88.6		23:12.277	
2	1:15.108		1:52.674		1:06.069	87.4		4:13.851		12	1:12.514		1:53.239		1:04.535	90.2		4:10.288	
3	1:14.825		2:43.295		1:53.487	87.6		5:51.607		13	1:12.995		1:59.677		2:04.366	73.9		5:17.038	
4	1:14.243		1:59.174		1:06.319	88.7		4:19.736		14	17:29.092		1:49.984		1:03.410	90.4		20:22.486	
5	1:13.098		2:17.658		Pit In			5:38.621		15	1:10.847		1:50.427		<u>1:02.554</u>	90.3		4:03.828	
6	Pit Out		1:54.765		1:07.127	88.0		7:25.323		16	1:10.793		1:48.991		1:02.742	89.0		<u>4:02.526</u>	
7	1:50.866		3:04.935		1:19.704	88.6		6:15.505		17	1:15.832		1:50.864		1:03.955	90.8		4:10.651	
8	1:16.250		1:53.502		1:06.969	88.7		4:16.721		18	1:10.938		<u>1:48.029</u>		1:03.734	<u>91.0</u>		4:02.701	
9	1:14.176		1:59.832		1:04.826	88.7		4:18.834		19	<u>1:10.281</u>		1:55.037		Pit In			5:07.355	
10	12:48.747		2:01.774		1:09.263	88.5		15:59.784		20	Pit Out		1:52.674		1:04.464	89.8		6:54.662	

570 Zoet Racing									C 1										
lap	Sect-1	Speed	Sect-2	Speed	Sect-3	Speed	TopSpeed	laptime	pit	lap	Sect-1	Speed	Sect-2	Speed	Sect-3	Speed	Topspeed	laptime	pit
1	Pit Out		1:54.494		1:20.104	57.2		4:00.711		11	1:15.108		1:47.281		<u>1:02.184</u>	89.9		4:04.573	
2	2:06.036		2:11.948		Pit In			5:31.485		12	<u>1:10.353</u>		1:52.594		Pit In			5:14.601	
3	Pit Out		2:42.501		1:44.656	86.6		8:56.383		13	Pit Out		1:48.003		1:03.531	87.0		17:23.152	
4	1:13.864		1:56.297		1:03.845	86.7		4:14.006		14	1:11.973		<u>1:42.413</u>		1:02.202	87.3		<u>3:56.588</u>	
5	1:11.692		1:43.316		Pit In			4:59.091		15	1:11.790		1:43.350		Pit In			4:10.193	
6	Pit Out		1:46.826		1:03.832	86.9		5:45.122		16	Pit Out		1:50.242		1:03.290	88.2		7:15.793	
7	1:14.357		1:43.497		1:03.267	87.1		4:01.121		17	1:12.193		1:49.451		1:03.813	85.9		4:05.457	
8	13:42.677		1:54.234		1:05.709	<u>90.9</u>		16:42.620		18	1:12.859		2:22.063		1:43.678	55.5		5:18.600	
9	1:15.559		1:48.720		1:02.798	89.8		4:07.077		19	1:58.453		1:50.480		1:04.536	88.5		4:53.469	
10	18:24.345		1:46.978		1:02.634	90.2		21:13.957		20									

592 D.A.T. Racing 3									C 1										
lap	Sect-1	Speed	Sect-2	Speed	Sect-3	Speed	TopSpeed	laptime	pit	lap	Sect-1	Speed	Sect-2	Speed	Sect-3	Speed	Topspeed	laptime	pit
1	Pit Out		1:52.319		1:07.248	88.9		3:54.267		11	1:14.925		1:48.101		1:03.468	89.0		4:06.494	
2	1:14.911		1:56.501		1:05.388	76.7		4:16.800		12	1:12.441		1:54.461		Pit In			5:21.380	
3	2:02.323		2:39.525		1:06.897	89.7		5:48.745		13	Pit Out		1:53.939		1:10.121	85.2		18:09.476	
4	1:13.650		1:50.062		1:04.507	<u>90.5</u>		4:08.219		14	1:16.432		1:53.184		1:06.181	88.1		4:15.797	





24H2CV

2CV and C1

20 - 22 October 2023

Laps and Sector Times - Paying Practice 2 - 2CV - C1

Spa Francorchamps - 7003mtr.

5	1:29.793	2:41.420	Pit In		5:46.400	15	1:15.247	1:50.749	Pit In	4:21.798	
6	Pit Out	1:49.892	1:11.332	77.3	7:12.740	16	Pit Out	1:48.858	1:07.237	89.3	7:08.421
7	2:13.443	2:48.084	1:09.575	89.9	6:11.102	17	1:11.917	1:50.794	1:05.789	88.8	4:08.500
8	1:12.611	1:49.536	1:03.464	89.1	4:05.611	18	2:27.032	2:59.729	1:09.843	89.6	6:36.604
9	1:12.043	1:48.092	1:03.190	88.7	4:03.325	19	<u>1:11.335</u>	<u>1:46.403</u>	1:03.013	<u>90.5</u>	<u>4:00.751</u>
10	36:07.688	1:50.869	<u>1:03.007</u>	89.9	39:01.564	20					

594 D.A.T. Racing 2										C 1									
lap	Sect-1	Speed	Sect-2	Speed	Sect-3	Speed	TopSpeed	laptime	pit	lap	Sect-1	Speed	Sect-2	Speed	Sect-3	Speed	Topspeed	laptime	pit
1	Pit Out		1:51.951		1:06.039	87.4		3:47.988		12	18:15.514		1:49.903		<u>1:02.139</u>	91.0		21:07.556	
2	1:15.862		1:48.114		1:04.968	89.9		4:08.944		13	1:11.634		1:47.808		1:03.393	90.2		4:02.835	
3	1:11.186		2:37.423		1:51.857	87.1		5:40.466		14	1:11.234		1:52.290		Pit In			5:19.101	
4	1:11.027		1:48.970		1:02.665	90.4		4:02.662		15	Pit Out		1:50.976		1:05.524	89.0		17:25.772	
5	1:10.868		1:47.233		Pit In			5:00.047		16	1:13.711		1:47.577		1:03.019	89.9		4:04.307	
6	Pit Out		1:53.693		1:02.843	91.1		6:14.924		17	1:14.160		1:50.350		1:04.001	91.5		4:08.511	
7	1:10.817		1:45.463		Pit In			5:01.348		18	1:11.532		1:45.970		1:02.871	91.1		4:00.373	
8	Pit Out		1:48.598		1:06.190	90.8		7:14.129		19	<u>1:10.516</u>		1:45.645		1:02.936	91.1		3:59.097	
9	1:11.916		<u>1:44.750</u>		1:02.503	90.6		3:59.169		20	1:10.999		1:45.668		1:06.072	90.8		4:02.739	
10	12:41.422		1:48.706		1:03.287	90.9		15:33.415		21	1:46.152		2:58.740		1:48.108	89.7		6:33.000	
11	1:12.283		1:46.774		1:03.861	<u>91.8</u>		4:02.918		22	1:11.267		1:45.083		1:02.509	91.2		<u>3:58.859</u>	

599 D.A.T. Racing 1										C 1									
lap	Sect-1	Speed	Sect-2	Speed	Sect-3	Speed	TopSpeed	laptime	pit	lap	Sect-1	Speed	Sect-2	Speed	Sect-3	Speed	Topspeed	laptime	pit
1	Pit Out		1:46.798		1:04.080	92.3		3:42.242		13	1:11.642		1:45.923		1:01.642	92.9		3:59.207	
2	1:12.463		1:44.128		1:02.519	<u>93.3</u>		3:59.110		14	1:09.262		1:54.114		2:05.755	61.5		5:09.131	
3	1:10.235		2:22.992		2:04.088	57.1		5:37.315		15	2:21.060		1:56.781		1:01.939	91.4		5:19.780	
4	1:17.187		1:44.589		1:02.372	91.9		4:04.148		16	11:17.208		1:45.745		1:01.207	91.1		14:04.160	
5	1:09.457		1:48.320		1:53.219	56.6		4:50.996		17	1:09.680		1:44.053		1:01.433	92.2		3:55.166	
6	2:07.170		1:44.818		1:02.040	90.9		4:54.028		18	1:10.191		1:41.720		1:01.444	92.0		3:53.355	
7	<u>1:08.717</u>		1:45.903		1:02.846	92.0		3:57.466		19	1:10.369		<u>1:41.151</u>		1:02.399	90.9		3:53.919	
8	1:38.152		2:48.880		Pit In			6:10.871		20	1:09.090		1:42.363		59.978	92.1		<u>3:51.431</u>	
9	Pit Out		1:46.476		1:01.405	91.3		6:24.528		21	1:08.895		1:47.742		Pit In			4:06.218	
10	13:06.364		1:44.065		1:01.865	90.5		15:52.294		22	Pit Out		1:59.001		1:01.073	92.9		7:13.470	
11	1:10.140		1:42.019		1:00.883	92.6		3:53.042		23	1:11.660		1:43.245		<u>59.905</u>	92.5		3:54.810	
12	19:26.049		1:49.282		1:01.539	91.6		22:16.870		24									

630 Lohuis Autosport 2										C 1									
lap	Sect-1	Speed	Sect-2	Speed	Sect-3	Speed	TopSpeed	laptime	pit	lap	Sect-1	Speed	Sect-2	Speed	Sect-3	Speed	Topspeed	laptime	pit
1	Pit Out		1:49.667		1:02.106	91.4		23:20.625		6	1:14.292		1:55.568		1:05.725	88.5		4:15.585	
2	1:09.999		1:48.012		<u>1:00.681</u>	<u>92.2</u>		<u>3:58.692</u>		7	1:13.019		1:59.028		1:07.191	90.2		4:19.238	
3	<u>1:09.636</u>		2:24.045		2:06.690	52.2		5:40.371		8	1:12.133		1:56.488		1:04.930	86.1		4:13.551	
4	14:23.893		<u>1:58.809</u>		1:07.990	90.3		17:30.692		9	1:14.213		2:01.229		1:44.567	74.3		5:00.009	
5	1:14.553		1:59.811		1:07.235	87.4		4:21.599		10	2:12.383		2:07.674		1:04.011	89.8		5:24.068	

652 BKS										2CV									
lap	Sect-1	Speed	Sect-2	Speed	Sect-3	Speed	TopSpeed	laptime	pit	lap	Sect-1	Speed	Sect-2	Speed	Sect-3	Speed	Topspeed	laptime	pit
1	Pit Out		1:58.781		1:13.327	79.0		4:15.865		11	<u>1:21.405</u>		1:57.337		1:14.079	77.8		4:32.821	





24H2CV

2CV and C1

20 - 22 October 2023

Laps and Sector Times - Paying Practice 2 - 2CV - C1

Spa Francorchamps - 7003mtr.

2	1:22.498	1:59.743	1:40.695	65.7	5:02.936	12	1:21.622	1:59.542	1:59.539	71.7	5:20.703
3	2:20.444	2:05.884	Pit In		5:47.969	13	14:48.476	2:03.597	1:18.863	74.9	18:10.936
4	Pit Out	2:54.314	1:13.199	<u>79.2</u>	9:25.567	14	1:25.433	1:59.783	1:13.653	74.3	4:38.869
5	1:22.661	1:57.508	Pit In		4:40.995	15	1:24.645	1:56.284	1:12.027	76.9	4:32.956
6	Pit Out	2:03.715	1:14.613	77.3	10:08.725	16	1:29.015	1:55.411	Pit In		4:44.749
7	1:25.791	2:02.462	1:12.614	76.6	4:40.867	17	Pit Out	<u>1:54.995</u>	1:12.047	77.2	6:16.476
8	13:02.612	1:59.340	1:13.682	78.5	16:15.634	18	2:07.088	<u>2:59.746</u>	1:19.430	78.1	6:26.264
9	1:23.246	2:00.044	1:22.895	63.4	4:46.185	19	1:22.523	1:56.025	<u>1:10.373</u>	77.8	<u>4:28.921</u>
10	15:32.944	1:56.152	1:12.926	77.0	18:42.022	20					