PORSCHE
SPRINT CHALLENGE
SOUTHERN EUROPE

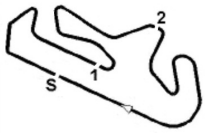

Porsch Sprint Challenge Southern Europe

Autódromo Internacional do Algarve

PSCSE - Club Division

11 - 12 February 2023

Laps and Sector Times - Private Test 2

Autodromo Internacional Algarve - 4652mtr.

5 Jocelyn Langer (GER)

lap	Sect-1	Speed	Sect-2	Speed	Sect-3	Speed	TopSpeed	laptime	pit	lap	Sect-1	Speed	Sect-2	Speed	Sect-3	Speed	Topspeed	laptime	pit
1	Pit Out	148.4	37.635	102.6	47.890			2:03.723		6	38.252	148.6	39.045	94.1	45.051	201.1	251.2	2:02.348	
2	36.704	154.7	37.045	104.8	45.900	203.4	255.3	1:59.649		7	36.266	157.4	36.142	109.3	43.407	205.7	256.5	1:55.815	
3	35.909	161.7	36.436	106.9	43.815	206.9	257.8	1:56.160		8	35.670	164.1	36.123	115.1	Pit In	210.5	259.0	2:06.127	
4	38.192	162.2	39.003	95.0	45.840	209.3	234.8	2:03.035		9	Pit Out	157.9	36.924	102.7	44.582			3:49.057	
5	38.573	157.9	40.948	98.0	46.371	204.5	255.3	2:05.892		10	36.288	157.0	36.566	108.1	Pit In	205.7	255.9	2:10.556	

6 Ernst Inderbitzin (SUI)

lap	Sect-1	Speed	Sect-2	Speed	Sect-3	Speed	TopSpeed	laptime	pit	lap	Sect-1	Speed	Sect-2	Speed	Sect-3	Speed	Topspeed	laptime	pit
1	Pit Out	118.9	44.659	98.5	47.243			2:22.313		6	34.578	179.1	34.956	107.7	41.062	214.3	262.1	1:50.596	
2	37.448	156.1	36.358	121.9	44.341	195.7	237.9	1:58.147		7	35.606	162.4	35.489	105.8	42.158	215.6	263.4	1:53.253	
3	35.348	169.5	35.590	113.8	41.618	215.6	257.8	1:52.556		8	34.773	178.8	35.236	108.8	Pit In	216.9	262.1	2:00.625	
4	34.536	182.1	35.330	115.4	41.208	216.9	262.1	1:51.074		9	Pit Out	160.5	35.920	109.2	Pit In			4:06.553	
5	34.673	168.2	35.116	111.9	41.050	215.6	262.8	1:50.839		10									

8 Jean Pierre Verhoeven (NLD)

lap	Sect-1	Speed	Sect-2	Speed	Sect-3	Speed	TopSpeed	laptime	pit	lap	Sect-1	Speed	Sect-2	Speed	Sect-3	Speed	Topspeed	laptime	pit
1	Pit Out	144.8	38.733	93.9	43.271			2:01.523		4	35.273	188.2	35.691	106.3	41.399	216.9	260.2	1:52.363	
2	36.828	167.2	36.951	97.5	42.307	195.7	244.3	1:56.086		5	41.169	147.9	40.162	99.0	Pit In	215.6	258.4	2:16.575	
3	36.524	183.4	36.328	102.5	41.448	208.1	242.7	1:54.300		6									

18 John "Ian" Loggie (GBR)

lap	Sect-1	Speed	Sect-2	Speed	Sect-3	Speed	TopSpeed	laptime	pit	lap	Sect-1	Speed	Sect-2	Speed	Sect-3	Speed	Topspeed	laptime	pit
1	Pit Out	150.6	37.920	110.4	42.690			1:59.286		8	33.293	192.9	33.557	121.3	Pit In	216.9	263.4	1:55.777	
2	37.537	156.1	36.787	102.4	41.473	214.3	243.8	1:55.797		9	Pit Out	136.0	41.357	102.7	46.407			4:33.195	
3	33.532	188.2	34.450	120.8	39.419	219.5	264.1	1:47.401		10	37.484	166.9	37.534	105.5	42.446	198.9	250.6	1:57.464	
4	33.199	191.5	33.621	124.0	39.105	219.5	264.1	1:45.925		11	35.534	155.8	35.285	111.5	41.016	213.0	260.2	1:51.835	
5	33.123	201.1	33.336	120.5	39.522	218.2	264.7	1:45.981		12	33.770	193.9	35.387	105.7	42.908	215.6	262.1	1:52.065	
6	33.407	196.4	33.511	120.0	39.675	211.8	259.6	1:46.593		13	35.438	145.2	38.520	110.7	Pit In	215.6	261.5	2:05.987	
7	33.770	187.8	35.792	106.7	41.739	211.8	260.9	1:51.301		14									

19 Joe Warhurst (GBR)

lap	Sect-1	Speed	Sect-2	Speed	Sect-3	Speed	TopSpeed	laptime	pit	lap	Sect-1	Speed	Sect-2	Speed	Sect-3	Speed	Topspeed	laptime	pit
1	Pit Out	117.3	46.528	87.3	51.297			2:24.051		10	Pit Out	164.6	37.710	110.1	44.896			6:12.575	
2	38.623	143.2	37.724	108.9	41.664	168.2	211.4	1:58.011		11	36.484	176.5	37.694	107.2	42.858	195.7	244.9	1:57.036	
3	34.890	168.8	35.964	113.3	45.240	205.7	250.6	1:56.094		12	36.356	177.6	38.480	108.8	43.157	197.8	246.0	1:57.993	
4	34.844	179.4	35.878	111.6	41.138	206.9	250.6	1:51.860		13	39.682	147.1	38.856	108.0	45.014	201.1	248.3	2:03.552	
5	34.815	179.1	35.925	110.5	41.110	206.9	250.6	1:51.850		14	38.497	152.8	39.275	106.2	46.890	196.7	245.5	2:04.662	
6	34.775	180.3	36.596	112.6	44.360	205.7	250.0	1:55.731		15	39.959	153.4	41.071	102.8	Pit In	191.5	241.6	2:17.164	
7	34.871	186.2	35.691	109.9	41.440	204.5	250.6	1:52.002		16	Pit Out	130.3	43.308	98.5	50.235			5:24.764	
8	34.697	187.5	35.634	110.4	41.215	205.7	251.2	1:51.546		17	40.730	148.6	43.679	90.4	51.858	188.5	241.1	2:16.267	
9	36.933	169.3	37.227	103.6	Pit In	206.9	230.3	2:03.495		18	44.533	135.8	45.760	88.8	Pit In	187.5	196.7	2:27.936	

22 Corrado Costa (ITA)

lap	Sect-1	Speed	Sect-2	Speed	Sect-3	Speed	TopSpeed	laptime	pit	lap	Sect-1	Speed	Sect-2	Speed	Sect-3	Speed	Topspeed	laptime	pit
1	Pit Out	139.7	41.300	109.2	47.103			2:06.851		7	35.059	206.1	35.636	107.8	48.256	202.2	255.3	1:58.951	
2	37.031	173.6	37.317	99.4	43.829	200.0	252.3	1:58.177		8	34.820	180.3	34.983	116.3	43.337	206.9	255.9	1:53.140	
3	35.306	198.2	35.101	109.3	41.812	205.7	255.9	1:52.219		9	34.584	194.6	34.580	119.3	41.196	211.8	255.3	1:50.360	
4	34.846	193.9	34.981	119.2	42.713	214.3	259.6	1:52.540		10	39.424	159.8	41.048	99.7	48.923	211.8	258.4	2:09.395	
5	34.878	192.5	34.814	111.6	41.931	209.3	257.1	1:51.623		11	34.290	205.3	34.600	110.2	41.658	208.1	255.9	1:50.548	
6	38.387	188.5	37.727	111.9	47.056	211.8	259.0	2:03.170		12	34.143	186.9	35.191	109.5	Pit In	214.3	259.6	2:10.524	

Fastest time : 1:45.925 in lap 4 by nbr. 18 : John "Ian" Loggie ()

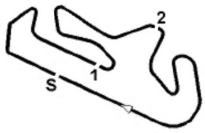

Porsch Sprint Challenge Southern Europe

Autódromo Internacional do Algarve

PSCSE - Club Division

11 - 12 February 2023

Laps and Sector Times - Private Test 2

Autodromo Internacional Algarve - 4652mtr.

37 Shintaro Akatsu (JPN)

lap	Sect-1	Speed	Sect-2	Speed	Sect-3	Speed	TopSpeed	laptime	pit	lap	Sect-1	Speed	Sect-2	Speed	Sect-3	Speed	Topspeed	laptime	pit
1	Pit Out	123.4	40.627	112.1	45.035			2:06.507		8	34.104	209.3	35.010	125.7	40.907	215.6	261.5	1:50.021	
2	35.604	179.4	35.852	124.6	41.891	208.1	257.1	1:53.347		9	34.072	182.1	34.816	125.4	41.148	215.6	263.4	1:50.036	
3	35.049	165.9	36.924	112.7	42.676	214.3	261.5	1:54.649		10	34.229	176.8	34.688	123.3	40.957	214.3	260.9	1:49.874	
4	35.553	171.2	37.090	106.7	43.911	210.5	258.4	1:56.554		11	34.118	189.1	34.476	128.9	40.830	216.9	262.8	1:49.424	
5	35.780	187.2	35.518	117.4	41.763	210.5	244.9	1:53.061		12	34.231	188.2	35.723	123.0	43.345	216.9	264.1	1:53.299	
6	34.595	194.9	35.871	121.6	41.820	214.3	261.5	1:52.286		13	34.465	190.1	35.028	124.0	42.788	204.5	256.5	1:52.281	
7	34.434	198.2	35.032	126.3	41.338	215.6	261.5	1:50.804		14	35.537	179.7	40.814	105.4	Pit In	213.0	260.9	2:13.092	

45 Michel Arfman (NED)

lap	Sect-1	Speed	Sect-2	Speed	Sect-3	Speed	TopSpeed	laptime	pit	lap	Sect-1	Speed	Sect-2	Speed	Sect-3	Speed	Topspeed	laptime	pit
1	Pit Out	106.8	44.845	104.7	47.996			2:21.112		7	34.034	189.1	33.790	136.9	40.775	204.5	255.9	1:48.599	
2	39.928	134.3	36.074	114.9	40.849	181.8	205.7	1:56.851		8	33.522	193.9	34.354	128.6	41.539	218.2	263.4	1:49.415	
3	37.289	135.0	40.739	118.3	Pit In	215.6	261.5	2:10.000		9	33.778	192.9	34.465	122.2	42.872	216.9	263.4	1:51.115	
4	Pit Out	158.4	35.254	112.4	40.886			6:34.465		10	34.390	196.7	35.538	113.6	40.895	215.6	261.5	1:50.823	
5	33.883	199.6	34.045	124.4	39.814	216.9	260.2	1:47.742		11	50.029	155.2	37.814	113.3	Pit In	218.2	262.8	2:19.440	
6	33.345	205.7	34.001	134.8	43.054	216.9	264.1	1:50.400		12									

48 Thomas Kangro (EST)

lap	Sect-1	Speed	Sect-2	Speed	Sect-3	Speed	TopSpeed	laptime	pit	lap	Sect-1	Speed	Sect-2	Speed	Sect-3	Speed	Topspeed	laptime	pit
1	Pit Out	126.5	40.477	111.8	43.652			2:05.673		7	34.199	177.6	34.664	114.5	40.244	215.6	260.9	1:49.107	
2	36.304	152.5	35.212	115.1	40.212	211.8	231.8	1:51.728		8	33.912	178.8	34.422	115.1	40.785	215.6	261.5	1:49.119	
3	34.162	174.8	34.187	120.0	39.917	216.9	260.9	1:48.266		9	33.860	179.1	34.581	113.0	40.902	214.3	259.6	1:49.343	
4	34.135	173.1	34.180	123.0	40.306	216.9	261.5	1:48.621		10	36.781	172.2	34.852	111.2	42.163	215.6	261.5	1:53.796	
5	33.911	177.3	34.649	114.2	39.790	214.3	260.2	1:48.350		11	36.247	144.4	37.670	95.3	Pit In	214.3	260.2	2:06.242	
6	33.684	177.9	34.268	110.3	40.059	218.2	261.5	1:48.011		12	Pit Out	127.4	42.822	92.7	Pit In			10:50.300	

77 Robert Sulma (NED)

lap	Sect-1	Speed	Sect-2	Speed	Sect-3	Speed	TopSpeed	laptime	pit	lap	Sect-1	Speed	Sect-2	Speed	Sect-3	Speed	Topspeed	laptime	pit
1	Pit Out	129.8	42.735	103.8	44.386			2:11.101		7	33.843	187.5	34.275	118.2	40.103	216.9	263.4	1:48.221	
2	35.132	183.1	34.947	128.9	42.708	201.1	245.5	1:52.787		8	33.610	188.5	33.902	115.1	40.454	216.9	264.1	1:47.966	
3	34.496	174.5	34.578	124.0	40.486	213.0	251.7	1:49.560		9	33.465	192.9	33.955	120.7	40.107	216.9	264.1	1:47.527	
4	34.278	186.9	34.139	126.0	40.112	215.6	260.9	1:48.529		10	38.063	156.7	36.204	112.1	Pit In	216.9	264.7	2:04.307	
5	34.056	175.9	34.268	125.6	39.768	216.9	264.1	1:48.092		11	Pit Out	147.5	42.101	106.6	48.296			4:35.624	
6	33.884	174.5	34.053	122.6	40.085	218.2	264.7	1:48.022		12	39.736	151.3	40.005	110.3	Pit In	192.5	202.2	2:15.294	

95 Josh Stanton (GBR)

lap	Sect-1	Speed	Sect-2	Speed	Sect-3	Speed	TopSpeed	laptime	pit	lap	Sect-1	Speed	Sect-2	Speed	Sect-3	Speed	Topspeed	laptime	pit
1	Pit Out	113.4	39.759	111.5	43.576			2:07.174		7	34.431	165.9	34.058	116.0	39.793	222.2	266.0	1:48.282	
2	37.270	139.4	37.021	108.0	42.460	208.1	218.6	1:56.751		8	33.794	170.3	34.187	117.4	43.032	220.9	266.0	1:51.013	
3	35.417	149.6	34.622	120.9	40.160	215.6	235.3	1:50.199		9	33.542	172.5	34.025	114.6	39.567	220.9	267.3	1:47.134	
4	34.274	160.2	34.357	123.1	40.119	219.5	264.7	1:48.750		10	35.061	163.1	34.230	115.5	Pit In	220.9	251.2	1:58.900	
5	34.175	168.8	34.058	124.1	39.809	218.2	264.7	1:48.042		11	Pit Out	140.3	38.457	116.0	43.405			4:54.269	
6	33.836	168.0	34.114	118.7	39.643	220.9	264.7	1:47.593		12	35.345	153.0	37.562	106.8	Pit In	205.7	252.3	2:07.277	

911 Ad Geerts (BEL)

lap	Sect-1	Speed	Sect-2	Speed	Sect-3	Speed	TopSpeed	laptime	pit	lap	Sect-1	Speed	Sect-2	Speed	Sect-3	Speed	Topspeed	laptime	pit
1	Pit Out	116.4	43.196	105.1	47.347			2:15.227		8	36.403	169.3	37.065	102.9	43.466	205.7	256.5	1:56.934	
2	39.899	133.0	38.890	111.3	44.835	166.7	227.8	2:03.624		9	36.258	157.7	36.809	101.0	43.337	208.1	257.1	1:56.404	
3	36.194	168.2	37.409	102.4	43.202	202.2	254.1	1:56.805		10	35.819	174.8	36.933	105.5	43.772	208.1	256.5	1:56.524	

Fastest time : 1:45.925 in lap 4 by nbr. 18 : John "Ian" Loggie ()

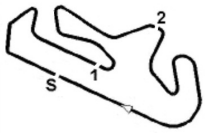

Porsch Sprint Challenge Southern Europe

Autódromo Internacional do Algarve

PSCSE - Club Division

11 - 12 February 2023

Laps and Sector Times - Private Test 2

Autodromo Internacional Algarve - 4652mtr.

4	36.186	172.8	37.236	104.1	44.120	206.9	254.7	1:57.542	11	35.642	181.8	36.638	95.4	43.553	208.1	257.8	1:55.833
5	37.553	180.3	37.337	105.2	43.860	208.1	257.1	1:58.750	12	35.624	176.2	37.031	102.6	Pit In	208.1	256.5	2:45.383
6	36.548	180.3	36.839	101.4	44.142	203.4	255.3	1:57.529	13	Pit Out	124.1	44.941	92.9	Pit In			6:19.582
7	36.335	169.8	37.142	103.2	44.021	205.7	256.5	1:57.498	14								

917	Jeroen Kreeft (NED)																
lap	Sect-1	Speed	Sect-2	Speed	Sect-3	Speed	TopSpeed	laptime pit	lap	Sect-1	Speed	Sect-2	Speed	Sect-3	Speed	Topspeed	laptime pit
1	Pit Out	98.6	44.542	94.0	49.938			2:20.576	5	38.021	167.7	38.991	102.7	48.623	202.2	247.1	2:05.635
2	38.741	158.8	40.427	102.5	45.590	196.7	237.4	2:04.758	6	37.813	175.3	39.344	94.9	Pit In	200.0	251.2	2:14.320
3	37.379	170.6	38.637	102.6	47.825	202.2	251.7	2:03.841	7	Pit Out	121.6	42.836	94.4	51.058			6:01.956
4	37.960	177.9	38.874	102.1	46.223	202.2	243.2	2:03.057	8	42.657	135.0	44.508	82.5	Pit In	185.6	202.2	2:30.405

Fastest time : 1:45.925 in lap 4 by nbr. 18 : John "Ian" Loggie ()