



PROTON - TESTS

Test Day

24 - 25 October 2023

Laps and Sector Times - 25-10-2023 - PRIVATE - TESTS

Autodromo Internacional Algarve - 4652mtr.

3 DKR ENGINEERING																			
lap	Sect-1	Speed	Sect-2	Speed	Sect-3	Speed	TopSpeed	laptime	pit	lap	Sect-1	Speed	Sect-2	Speed	Sect-3	Speed	Topspeed	laptime	pit
1	Pit Out		35.679	115.0	37.330			1:51.040		9	29.623		30.787	124.0	34.847	264.7	293.5	1:35.257	
2	32.144		31.910	124.7	35.353	235.3	248.3	1:39.407		10	29.541		30.524	137.2	Pit In	244.9	287.2	1:43.308	
3	31.080		30.909	130.6	34.810	240.0	281.3	1:36.799		11	Pit Out		30.697	140.6	34.989			5:35.441	
4	29.815		30.493	133.7	34.476	264.7	283.5	1:34.784		12	29.643		30.653	<u>144.2</u>	36.471	244.9	275.5	1:36.767	
5	29.679		30.463	136.0	<u>34.444</u>	244.9	285.0	<u>1:34.586</u>		13	29.430		<u>30.387</u>	140.4	34.810	<u>266.7</u>	284.2	1:34.627	
6	29.670		30.848	136.4	34.506	244.9	285.0	1:35.024		14	29.754		30.405	135.0	34.784	<u>266.7</u>	285.0	1:34.943	
7	30.731		30.530	137.2	34.664	244.9	285.0	1:35.925		15	30.722		30.970	128.9	Pit In	264.7	285.0	1:44.916	
8	<u>29.382</u>		30.546	136.0	34.911	244.9	<u>294.3</u>	1:34.839		16									

7 AKKODI S ASP TEAM																			
lap	Sect-1	Speed	Sect-2	Speed	Sect-3	Speed	TopSpeed	laptime	pit	lap	Sect-1	Speed	Sect-2	Speed	Sect-3	Speed	Topspeed	laptime	pit
1	Pit Out		42.118	99.2	45.485			2:11.045		27	37.111		37.515	109.6	Pit In	209.3	253.5	2:06.971	
2	38.399		40.819	98.7	44.508	210.5	252.3	2:03.726		28	Pit Out		40.711	96.5	45.459			11:35.707	
3	37.738		40.572	103.7	44.315	209.3	253.5	2:02.625		29	37.148		37.113	113.0	43.420	208.1	251.2	1:57.681	
4	37.497		39.964	104.3	44.425	210.5	253.5	2:01.886		30	36.768		36.746	109.3	43.392	213.0	256.5	1:56.906	
5	37.383		38.591	102.4	44.195	211.8	254.7	2:00.169		31	36.699		37.120	108.1	43.672	205.7	250.6	1:57.491	
6	37.431		38.919	101.5	43.994	213.0	257.1	2:00.344		32	36.729		36.722	113.7	Pit In	206.9	254.7	2:06.351	
7	37.283		38.573	108.0	Pit In	210.5	255.9	2:06.430		33	Pit Out		42.396	97.5	47.345			6:23.266	
8	Pit Out		38.442	109.1	44.012			12:04.925		34	39.357		39.107	103.9	44.831	205.7	252.9	2:03.295	
9	37.986		38.609	104.0	44.169	210.5	255.9	2:00.764		35	37.824		37.665	103.3	43.227	205.7	253.5	1:58.716	
10	37.429		38.578	105.8	Pit In	206.9	257.8	2:06.812		36	36.266		36.703	106.0	41.869	211.8	256.5	1:54.838	
11	Pit Out		38.673	109.5	44.417			6:53.132		37	35.529		35.859	109.2	42.135	216.9	257.1	1:53.523	
12	37.728		38.453	105.1	44.504	208.1	259.6	2:00.685		38	34.909		35.404	106.5	40.761	214.3	259.0	1:51.074	
13	37.567		38.997	102.0	Pit In	210.5	255.3	2:08.976		39	34.748		35.154	112.5	Pit In	214.3	257.1	2:00.461	
14	Pit Out		41.672	92.6	49.404			8:56.771		40	Pit Out		35.796	111.5	40.644			16:05.624	
15	38.541		38.987	106.0	44.677	206.9	253.5	2:02.205		41	33.894		33.951	119.9	39.573	216.9	258.4	1:47.418	
16	37.817		39.924	109.2	44.873	209.3	256.5	2:02.614		42	33.279		33.698	123.7	38.996	215.6	259.0	1:45.973	
17	37.597		39.162	107.8	44.714	211.8	251.2	2:01.473		43	33.259		33.645	119.7	39.602	215.6	260.9	1:46.506	
18	37.427		38.555	107.6	44.732	211.8	257.1	2:00.714		44	33.086		33.621	121.1	Pit In	218.2	257.1	1:55.037	
19	37.637		38.336	111.1	44.772	198.9	254.1	2:00.745		45	Pit Out		34.108	114.9	38.549			14:19.506	
20	37.539		38.475	110.3	44.800	211.8	255.3	2:00.814		46	32.821		33.238	121.5	38.147	218.2	257.1	1:44.206	
21	37.557		38.285	104.4	Pit In	210.5	255.9	2:08.203		47	32.443		33.135	<u>128.6</u>	Pit In	195.7	259.6	1:52.246	
22	Pit Out		38.343	107.2	44.736			8:40.344		48	Pit Out		39.037	100.5	41.777			5:52.285	
23	37.240		38.486	106.7	44.526	208.1	253.5	2:00.252		49	35.273		36.873	100.6	43.488	214.3	256.5	1:55.634	
24	37.381		37.828	110.5	44.645	209.3	254.1	1:59.854		50	<u>31.984</u>		<u>32.706</u>	123.3	<u>37.605</u>	219.5	260.9	<u>1:42.295</u>	
25	37.140		37.813	108.0	44.215	205.7	252.9	1:59.168		51	37.469		37.768	86.1	42.982	<u>222.2</u>	<u>264.1</u>	1:58.219	
26	37.064		37.762	112.0	45.107	206.9	254.7	1:59.933		52	31.984		32.864	128.3	38.101	220.9	262.1	1:42.949	

13 INTER EUROPOL COMPETITION																			
lap	Sect-1	Speed	Sect-2	Speed	Sect-3	Speed	TopSpeed	laptime	pit	lap	Sect-1	Speed	Sect-2	Speed	Sect-3	Speed	Topspeed	laptime	pit
1	Pit Out		42.257	86.6	50.855			2:14.390		30	37.262		37.487	112.0	43.913	214.3	255.3	1:58.662	
2	37.561		38.049	109.9	42.911	211.8	251.7	1:58.521		31	36.960		37.657	105.7	Pit In	214.3	255.3	2:09.222	
3	37.402		37.092	114.3	42.538	218.2	257.1	1:57.032		32	Pit Out		41.409	107.6	42.120			48:09.056	
4	37.078		37.012	118.8	42.027	216.9	257.1	1:56.117		33	35.760		35.817	112.4	41.143	213.0	254.7	1:52.720	
5	36.745		37.799	118.2	49.340	219.5	257.8	2:03.884		34	36.675		36.403	113.7	Pit In	215.6	259.0	2:05.111	
6	36.892		36.714	117.6	42.754	219.5	259.6	1:56.360		35	Pit Out		42.244	91.6	45.882			6:27.969	
7	36.496		36.780	123.9	42.481	219.5	259.0	1:55.757		36	36.604		37.586	100.9	41.427	210.5	246.6	1:55.617	
8	36.960		37.170	119.9	42.594	219.5	259.6	1:56.724		37	34.271		34.736	119.6	39.202	218.2	257.1	1:48.209	
9	37.081		36.633	120.5	42.758	218.2	250.6	1:56.472		38	44.286		38.934	108.1	Pit In	222.2	229.8	2:14.407	



PROTON - TESTS

Test Day

24 - 25 October 2023

Laps and Sector Times - 25-10-2023 - PRIVATE - TESTS

Autodromo Internacional Algarve - 4652mtr.

10	36.660	38.011	101.7	Pit In	218.2	258.4	2:05.250	39	Pit Out	34.402	122.6	39.406			5:45.472
11	Pit Out	48.238	93.5	51.168			6:19.368	40	33.878	33.356	123.3	38.009	218.2	259.0	1:45.243
12	40.125	39.951	113.4	46.046	200.0	244.9	2:06.122	41	32.479	34.817	116.6	38.680	223.6	262.1	1:45.976
13	42.654	39.684	113.7	44.608	215.6	214.7	2:06.946	42	32.547	32.855	122.9	37.192	225.0	260.9	1:42.594
14	37.767	38.078	104.3	43.598	214.3	254.1	1:59.443	43	33.252	33.430	123.1	37.670	<u>229.3</u>	<u>264.7</u>	1:44.352
15	38.418	38.824	118.3	45.696	216.9	256.5	2:02.938	44	32.063	32.505	128.6	<u>37.061</u>	227.8	262.8	1:41.629
16	37.803	37.380	115.4	43.033	218.2	256.5	1:58.216	45	31.958	32.879	114.0	Pit In	227.8	263.4	1:50.365
17	36.790	37.504	110.0	42.784	218.2	257.1	1:57.078	46	Pit Out	45.157	97.4	43.144			5:53.354
18	36.954	37.465	103.6	42.991	218.2	256.5	1:57.410	47	37.588	38.222	117.1	39.532	193.5	243.8	1:55.342
19	37.699	37.547	114.4	42.784	219.5	258.4	1:58.030	48	33.390	37.387	122.2	38.659	219.5	255.3	1:49.436
20	36.374	38.179	109.6	Pit In	219.5	258.4	2:11.146	49	32.834	33.139	129.2	37.887	222.2	257.8	1:43.860
21	Pit Out	39.922	97.7	44.466			5:13.950	50	32.645	33.138	135.0	38.834	223.6	260.2	1:44.617
22	37.941				208.1	252.3	1:59.522	51	32.154	32.990	131.2	37.372	225.0	262.1	1:42.516
23	37.917	39.214	101.7	45.092	214.3	253.5	2:02.223	52	32.249	33.391	133.8	Pit In	227.8	262.8	1:52.031
24	37.546	37.828	107.4	43.320	208.1	254.1	1:58.694	53	Pit Out	33.759	128.1	37.732			4:20.093
25	37.618	41.820	87.8	47.759	214.3	255.9	2:07.197	54	32.788	34.552	113.3	37.631	223.6	260.2	1:44.971
26	37.614	38.048	111.3	43.719	214.3	255.3	1:59.381	55	32.153	32.412	<u>136.4</u>	37.540	226.4	260.2	1:42.105
27	37.374	37.349	108.4	43.212	214.3	255.3	1:57.935	56	32.061	32.390	136.0	37.725	225.0	260.9	1:42.176
28	36.819	38.363	90.8	44.570	215.6	257.8	1:59.752	57	32.307	34.080	127.2	37.252	226.4	263.4	1:43.639
29	37.819	36.910	108.0	42.997	209.3	253.5	1:57.726	58	<u>31.917</u>	<u>32.314</u>	131.7	37.087	225.0	261.5	<u>1:41.318</u>

20 ALGARVE PRO RACING																			
lap	Sect-1	Speed	Sect-2	Speed	Sect-3	Speed	TopSpeed	laptime	pit	lap	Sect-1	Speed	Sect-2	Speed	Sect-3	Speed	Topspeed	laptime	pit
1	Pit Out		40.072	99.7	43.545			2:04.897		35	34.892		35.315	111.0	40.437	235.3	278.4	1:50.644	
2	37.938		38.386	113.1	42.246	220.9	266.0	1:58.570		36	34.800		35.525	106.3	Pit In	233.8	278.4	1:56.685	
3	36.329		38.740	108.8	41.873	225.0	270.7	1:56.942		37	Pit Out		36.338	116.4	40.997			7:58.681	
4	36.389		37.102	113.4	41.549	226.4	272.0	1:55.040		38	35.115		35.658	113.0	41.831	230.8	274.8	1:52.604	
5	36.872		36.985	109.3	41.518	229.3	273.4	1:55.375		39	35.179		35.384	121.3	40.465	219.5	269.3	1:51.028	
6	35.879		36.465	113.8	41.650	229.3	274.1	1:53.994		40	34.932		35.120	124.3	40.814	233.8	277.6	1:50.866	
7	35.806		36.436	121.3	41.394	229.3	274.1	1:53.636		41	34.769		36.001	110.2	40.719	229.3	273.4	1:51.489	
8	35.267		36.133	110.1	41.553	230.8	274.8	1:52.953		42	35.016		35.232	120.3	40.294	230.8	276.2	1:50.542	
9	35.688		36.465	113.7	41.256	230.8	275.5	1:53.409		43	34.454		35.054	116.5	40.250	233.8	277.6	1:49.758	
10	35.881		38.218	115.4	42.004	232.3	277.6	1:56.103		44	34.231		34.903	119.9	40.262	232.3	277.6	1:49.396	
11	35.967		37.169	119.3	41.128	229.3	276.9	1:54.264		45	34.462		34.946	115.0	39.963	232.3	277.6	1:49.371	
12	35.872		36.227	122.9	Pit In	232.3	276.9	1:59.595		46	34.285		34.698	115.3	Pit In	233.8	278.4	1:55.918	
13	Pit Out		37.729	118.2	41.806			7:34.985		47	Pit Out		41.337	105.5	44.515			31:13.997	
14	37.164		37.069	110.5	41.428	229.3	274.1	1:55.661		48	36.201		36.123	122.3	40.554	214.3	231.3	1:52.878	
15	36.178		36.296	117.1	41.572	230.8	276.2	1:54.046		49	34.024		35.241	121.6	39.130	220.9	268.0	1:48.395	
16	36.219		36.356	115.5	42.374	232.3	276.9	1:54.949		50	33.457		35.686	104.8	39.965	230.8	283.5	1:49.108	
17	35.670		35.634	121.3	40.876	223.6	272.0	1:52.180		51	33.297		34.523	130.3	40.185	216.9	268.7	1:48.005	
18	35.699		35.915	125.3	42.133	232.3	285.7	1:53.747		52	33.886		34.580	130.0	39.227	226.4	272.7	1:47.693	
19	35.882		35.804	116.8	40.910	230.8	275.5	1:52.596		53	33.948		35.957	111.8	Pit In	226.4	273.4	2:04.154	
20	35.581		37.089	120.9	40.877	233.8	277.6	1:53.547		54	Pit Out		36.913	109.3	39.354			5:42.801	
21	35.587		35.888	115.9	40.979	232.3	276.9	1:52.454		55	32.710		32.302	127.5	36.079	233.8	275.5	1:41.091	
22	35.409		35.630	121.8	40.885	232.3	276.9	1:51.924		56	30.993		31.436	139.4	35.963	241.6	280.5	1:38.392	
23	36.260		36.284	116.9	41.142	230.8	276.2	1:53.686		57	30.296		31.144	133.7	35.632	241.6	281.3	1:37.072	
24	35.549		36.631	93.7	42.303	229.3	276.2	1:54.483		58	30.298		31.218	135.8	Pit In	235.3	279.8	1:42.539	
25	35.573		36.039	115.8	Pit In	232.3	276.2	1:59.689		59	Pit Out		35.222	124.4	36.360			3:31.307	
26	Pit Out		36.724	120.3	41.813			12:30.421		60	30.715		31.139	138.1	35.310	241.6	281.3	1:37.164	
27	35.474		35.981	117.6	42.008	225.0	272.7	1:53.463		61	30.034		30.786	134.7	<u>35.030</u>	238.4	281.3	<u>1:35.850</u>	



PROTON - TESTS

Test Day

24 - 25 October 2023

Laps and Sector Times - 25-10-2023 - PRIVATE - TESTS

Autodromo Internacional Algarve - 4652mtr.

28	35.068	36.053	118.7	40.919	229.3	274.8	1:52.040	62	30.886	<u>30.679</u>	134.8	35.332	243.2	282.7	1:36.897
29	34.927	35.573	124.0	41.096	232.3	276.9	1:51.596	63	30.112	30.964	139.5	35.242	<u>244.9</u>	<u>292.7</u>	1:36.318
30	34.722	35.532	121.3	40.972	233.8	276.9	1:51.226	64	30.105	30.945	139.4	35.215	243.2	282.0	1:36.265
31	35.247	35.397	115.6	40.536	227.8	274.1	1:51.180	65	29.979	31.077	137.4	35.122	241.6	283.5	1:36.178
32	50.339	36.937	106.8	43.069	233.8	288.8	2:10.345	66	<u>29.776</u>	31.177	<u>143.8</u>	35.311	243.2	283.5	1:36.264
33	35.380	35.770	119.9	40.653	219.5	270.7	1:51.803	67	29.845	33.921	115.0	Pit In	243.2	284.2	1:48.202
34	34.657	35.313	123.6	40.507	233.8	278.4	1:50.477	68							

21 AUDI SPORT-TEAM SAINTELOC																			
lap	Sect-1	Speed	Sect-2	Speed	Sect-3	Speed	TopSpeed	laptime	pit	lap	Sect-1	Speed	Sect-2	Speed	Sect-3	Speed	Topspeed	laptime	pit
1	Pit Out		41.053	110.4	44.612			<u>2:02.795</u>		29	35.962		37.122		42.754	225.0	260.2	1:55.838	
2	36.244		37.240	118.2	42.597	215.6	260.9	1:56.081		30	36.582		37.049		43.131	213.0	250.0	1:56.762	
3	35.758		36.962	113.2	42.881	218.2	261.5	1:55.601		31	35.926		36.427		Pit In	211.8	255.9	<u>2:01.492</u>	
4	36.344		36.841	113.4	43.314	215.6	260.2	1:56.499		32	Pit Out		36.448	122.9	48.027			15:05.847	
5	36.508		37.374	117.9	43.498	211.8	259.6	1:57.380		33	35.319		36.023		42.110	219.5	262.8	1:53.452	
6	37.228		37.961	117.8	Pit In	211.8	252.9	<u>2:06.181</u>		34	35.432		36.053		42.315	223.6	264.7	1:53.800	
7	Pit Out		36.673	120.4	43.093			<u>7:04.017</u>		35	35.828		36.422	122.6	43.076	218.2	261.5	1:55.326	
8	36.262		37.050	115.6	43.767	216.9	261.5	1:57.079		36	36.214		36.895		43.032	211.8	251.2	1:56.141	
9	36.966		38.095	105.7	44.398	215.6	260.9	1:59.459		37	36.361		36.103		Pit In	206.9	249.4	<u>2:02.074</u>	
10	36.321		37.471	111.9	43.434	215.6	261.5	1:57.226		38	Pit Out		35.692		42.417			<u>7:06.893</u>	
11	36.775		37.803	118.2	Pit In	215.6	260.9	<u>2:04.760</u>		39	34.543		35.237		42.775	216.9	261.5	1:52.555	
12	Pit Out		37.080	120.0	43.524			<u>7:29.958</u>		40	35.116		38.539	87.2	Pit In	214.3	259.0	<u>2:32.377</u>	
13	36.197		36.892	112.9	43.052	215.6	260.2	1:56.141		41	Pit Out		37.112		41.017			<u>7:17.268</u>	
14	36.664		37.294	108.0	43.499	216.9	260.9	1:57.457		42	33.939		34.038		38.981	220.9	262.8	1:46.958	
15	36.521		37.448	116.4	43.519	215.6	259.6	1:57.488		43	33.030		33.691		38.994	219.5	266.0	1:45.715	
16	37.271		37.579	106.8	44.074	216.9	254.7	1:58.924		44	32.783		32.719		38.453	222.2	264.7	1:43.955	
17	37.719		38.334	117.1	44.463	210.5	251.2	<u>2:00.516</u>		45	32.684		33.190	127.7	39.168	222.2	<u>267.3</u>	1:45.042	
18	36.828		37.201	118.0	Pit In	205.7	248.3	<u>2:04.722</u>		46	34.190		34.795	116.8	39.752	215.6	257.1	1:48.737	
19	Pit Out		38.450	114.3	Pit In			<u>9:11.845</u>		47	33.092		33.490		38.867	214.3	255.9	1:45.449	
20	Pit Out		38.175	118.3	43.658			<u>7:33.548</u>		48	32.658		32.675		Pit In	219.5	257.8	1:49.759	
21	36.244		37.190	120.1	43.313	214.3	259.6	1:56.747		49	Pit Out		32.723	130.1	45.468			<u>12:26.230</u>	
22	36.550		37.160	116.8	43.423	214.3	260.9	1:57.133		50	33.520		32.498		43.044	<u>226.4</u>	264.7	1:49.062	
23	36.194		36.961	119.5	43.044	211.8	260.2	1:56.199		51	31.983		32.288	<u>134.2</u>	38.163	<u>226.4</u>	265.4	1:42.434	
24	35.972		36.902	122.2	Pit In	218.2	260.9	<u>2:02.646</u>		52	31.955		<u>32.052</u>		<u>37.768</u>	225.0	<u>267.3</u>	<u>1:41.775</u>	
25	Pit Out		36.506	124.3	42.760			<u>14:54.005</u>		53	<u>31.793</u>		32.396		38.364	225.0	264.7	1:42.553	
26	35.678		36.445	116.8	42.844	218.2	260.9	1:54.967		54	31.937		32.406		38.169	225.0	266.0	1:42.512	
27	35.795		36.398	128.6	42.441	218.2	260.9	1:54.634		55	32.313		33.020		Pit In	<u>226.4</u>	<u>267.3</u>	1:49.960	
28	35.629		36.352		42.412	219.5	261.5	1:54.393		56									

22 UNITED AUTOSPORTS																			
lap	Sect-1	Speed	Sect-2	Speed	Sect-3	Speed	TopSpeed	laptime	pit	lap	Sect-1	Speed	Sect-2	Speed	Sect-3	Speed	Topspeed	laptime	pit
1	Pit Out		42.433	100.7	45.979			<u>2:07.327</u>		24	37.645		38.501	114.8	44.452	206.9	246.0	2:00.598	
2	38.526		38.665	103.3	44.409	202.2	244.3	2:01.600		25	37.530		39.282	110.7	44.807	205.7	247.1	2:01.619	
3	37.865		38.358	101.9	44.399	200.0	247.7	2:00.622		26	37.363		38.658	109.4	Pit In	205.7	248.3	<u>2:07.960</u>	
4	37.807		38.280	102.4	44.838	201.1	247.1	2:00.925		27	Pit Out		49.684	98.7	47.495			<u>28:00.070</u>	
5	38.063		38.586	104.7	Pit In	203.4	246.6	<u>2:10.791</u>		28	37.404		36.238	111.8	40.152	201.1	243.2	1:53.794	
6	Pit Out		38.408	99.4	45.785			<u>6:13.862</u>		29	35.685		35.014	114.3	39.501	211.8	251.2	1:50.200	
7	37.937		38.540	108.2	Pit In	205.7	248.3	<u>2:07.994</u>		30	34.128		34.236	119.6	38.658	210.5	253.5	1:47.022	
8	Pit Out		38.334	104.9	44.254			<u>5:23.814</u>		31	34.780		34.644	114.6	46.378	<u>220.9</u>	253.5	1:55.802	
9	37.557		37.978	109.4	44.482	208.1	248.3	2:00.017		32	33.484		37.718	97.5	43.691	218.2	255.9	1:54.893	



PROTON - TESTS

Test Day

24 - 25 October 2023

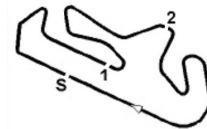
Laps and Sector Times - 25-10-2023 - PRIVATE - TESTS

Autodromo Internacional Algarve - 4652mtr.

10	37.426	37.801	108.2	44.156	208.1	247.1	1:59.383	33	33.311	33.362	120.7	38.249	216.9	255.3	1:44.922
11	37.628	37.907	111.0	44.410	208.1	248.8	1:59.945	34	32.843	<u>33.139</u>	115.9	<u>37.711</u>	215.6	252.9	<u>1:43.693</u>
12	37.427	37.561	107.0	44.151	209.3	246.6	1:59.139	35	33.278	34.622	118.2	Pit In	<u>220.9</u>	<u>257.8</u>	1:55.346
13	38.308	38.178	106.6	Pit In	209.3	217.3	2:10.075	36	Pit Out	36.065	105.3	39.813			6:06.038
14	Pit Out	38.156	110.7	45.725			8:38.035	37	33.708	34.230	<u>122.9</u>	39.238	213.0	250.6	1:47.176
15	37.343	37.504	107.5	43.808	210.5	249.4	1:58.655	38	33.413	33.890	118.6	39.649	214.3	251.7	1:46.952
16	37.279	37.796	108.7	43.925	214.3	249.4	1:59.000	39	33.146	33.957	95.5	38.856	215.6	252.3	1:45.959
17	37.442	37.664	108.9	43.625	210.5	250.0	1:58.731	40	33.106	34.178	117.5	38.561	216.9	254.1	1:45.845
18	37.440	37.717	108.9	Pit In	209.3	250.0	2:05.450	41	34.432	34.064	119.3	40.154	216.9	254.7	1:48.650
19	Pit Out	40.726	102.5	45.881			14:27.331	42	32.909	33.562	120.1	39.283	215.6	254.1	1:45.754
20	39.175	40.009	104.1	45.951	198.9	241.1	2:05.135	43	<u>32.709</u>	33.663	110.7	43.829	216.9	253.5	1:50.201
21	38.433	39.016	109.4	45.016	206.9	244.9	2:02.465	44	33.117	33.691	112.0	38.493	215.6	252.3	1:45.301
22	38.187	38.400	108.8	44.788	204.5	245.5	2:01.375	45	33.039	33.459	118.4	38.525	216.9	253.5	1:45.023
23	37.517	38.517	102.0	44.368	205.7	246.0	2:00.402	46	32.774	33.362	118.8	38.493	216.9	252.3	1:44.629

25		ALGARVE PRO RACING																		
lap	Sect-1	Speed	Sect-2	Speed	Sect-3	Speed	TopSpeed	laptime	pit	lap	Sect-1	Speed	Sect-2	Speed	Sect-3	Speed	Topspeed	laptime	pit	
1	Pit Out		45.084	93.1	46.387			2:17.131		12	37.452		34.810	105.4	Pit In	220.9	184.3	2:02.500		
2	39.684		38.183	98.7	41.529	186.5	224.5	1:59.396		13	Pit Out		38.688	104.2	41.004			3:53.391		
3	35.454		36.694	101.0	39.297	230.8	274.1	1:51.445		14	33.984		33.595	112.7	38.050	226.4	217.7	1:45.629		
4	34.667		35.882	112.0	39.181	233.8	276.9	1:49.730		15	31.791		31.970	120.7	35.773	219.5	271.4	1:39.534		
5	34.061		35.082	109.6	39.029	230.8	277.6	1:48.172		16	30.253		31.268	129.3	39.250	240.0	280.5	1:40.771		
6	34.545		34.824	110.3	38.415	232.3	277.6	1:47.784		17	31.614		31.623	127.1	36.376	243.2	284.2	1:39.613		
7	33.889		34.686	112.1	40.012	<u>255.3</u>	277.6	1:48.587		18	29.897		31.093	127.7	35.988	243.2	283.5	1:36.978		
8	33.266		34.271	114.0	38.556	227.8	274.1	1:46.093		19	30.570		31.235	132.5	<u>35.525</u>	243.2	282.0	1:37.330		
9	33.280		34.299	110.2	39.362	235.3	278.4	1:46.941		20	29.785		<u>30.726</u>	127.5	35.541	244.9	<u>293.5</u>	<u>1:36.052</u>		
10	35.985		43.526	89.1	Pit In	235.3	270.7	2:20.683		21	<u>29.534</u>		30.847	<u>134.7</u>	Pit In	244.9	283.5	1:44.265		
11	Pit Out		44.456	89.5	43.020			20:34.119		22										

27		THE HEART OF RACING																	
lap	Sect-1	Speed	Sect-2	Speed	Sect-3	Speed	TopSpeed	laptime	pit	lap	Sect-1	Speed	Sect-2	Speed	Sect-3	Speed	Topspeed	laptime	pit
1	Pit Out		39.326	109.3	44.494			2:01.157		18	37.764		38.299	106.5	Pit In	210.5	251.2	2:07.906	
2	38.286		37.842	116.9	43.646	204.5	247.1	1:59.774		19	Pit Out		37.924	106.6	41.458			1:46:44.493	
3	37.035		37.327	112.9	43.433	205.7	248.8	1:57.795		20	36.383		36.076	117.0	39.664	211.8	250.6	1:52.123	
4	36.760		37.654	109.1	43.496	205.7	250.0	1:57.910		21	33.033		33.291	123.0	38.143	216.9	255.3	1:44.467	
5	37.208		37.830	108.3	43.503	208.1	251.2	1:58.541		22	32.564		34.409	129.3	39.214	218.2	256.5	1:46.187	
6	37.335		37.720	109.9	43.466	208.1	250.6	1:58.521		23	32.814		33.119	126.0	38.176	<u>219.5</u>	<u>257.1</u>	1:44.109	
7	36.812		37.332	114.4	43.486	208.1	250.6	1:57.630		24	32.634		32.953	131.2	<u>37.983</u>	218.2	255.9	1:43.570	
8	37.266		38.301	103.9	Pit In	210.5	251.7	2:07.779		25	32.490		34.558	115.1	38.334	<u>219.5</u>	256.5	1:45.382	
9	Pit Out		37.598	111.7	43.487			6:11.606		26	32.464		32.950	130.1	38.080	218.2	255.9	<u>1:43.494</u>	
10	37.414		37.926	110.2	43.322	208.1	249.4	1:58.662		27	<u>32.378</u>		<u>32.729</u>	<u>133.7</u>	38.488	218.2	<u>257.1</u>	1:43.595	
11	37.533		37.989	104.4	43.817	209.3	251.2	1:59.339		28	32.684		33.132	125.1	Pit In	216.9	255.3	1:52.844	
12	37.401		37.657	112.6	43.517	210.5	251.7	1:58.575		29	Pit Out		33.651	120.8	38.483			5:34.094	
13	37.439		38.141	108.4	Pit In	209.3	251.2	2:08.641		30	32.873		33.257	127.4	38.321	215.6	255.3	1:44.451	
14	Pit Out		38.065	110.3	43.496			5:51.672		31	32.625		34.344	126.9	38.697	216.9	255.3	1:45.666	
15	37.467		37.796	106.8	43.265	208.1	250.0	1:58.528		32	32.561		33.330		38.373	218.2	255.9	1:44.264	
16	37.421		37.986	110.1	43.723	209.3	250.6	1:59.130		33	32.667		33.061	125.9	38.346	216.9	255.9	1:44.074	
17	37.452		37.863	99.9	43.700	209.3	251.7	1:59.015		34	32.886		33.205	122.6	Pit In	216.9	255.9	1:51.511	



PROTON - TESTS

Test Day

24 - 25 October 2023

Laps and Sector Times - 25-10-2023 - PRIVATE - TESTS

Autodromo Internacional Algarve - 4652mtr.

31 W RACING TEAM																			
lap	Sect-1	Speed	Sect-2	Speed	Sect-3	Speed	TopSpeed	laptime	pit	lap	Sect-1	Speed	Sect-2	Speed	Sect-3	Speed	Topspeed	laptime	pit
1	Pit Out		43.458	87.7	47.529			2:12.660		37	37.284		38.406	107.2	44.801	209.3	253.5	2:00.491	
2	39.597		39.987	89.6	46.179	203.4	243.2	2:05.763		38	37.639		38.363	109.9	Pit In	210.5	255.3	2:09.440	
3	38.682		39.461	98.2	45.656	209.3	253.5	2:03.799		39	Pit Out		38.172	105.9	44.342			17:19.387	
4	38.437		39.052	95.0	45.676	204.5	250.6	2:03.165		40	36.925		37.893	110.0	43.985	211.8	254.7	1:58.803	
5	38.003		40.368	95.7	45.048	208.1	253.5	2:03.419		41	37.043		37.525	108.5	44.285	211.8	254.7	1:58.853	
6	38.483		39.993	90.4	45.286	210.5	255.3	2:03.762		42	36.795		36.997	111.7	43.877	211.8	255.3	1:57.669	
7	38.108		39.471	90.3	44.989	211.8	255.9	2:02.568		43	36.936		36.914	108.8	43.969	213.0	257.1	1:57.819	
8	38.317		38.335	108.7	45.975	210.5	255.3	2:02.627		44	36.760		37.278	95.9	43.635	213.0	256.5	1:57.673	
9	38.286		40.298	105.5	45.100	208.1	252.9	2:03.684		45	36.445		37.374	102.6	Pit In	214.3	257.1	2:04.345	
10	38.539		39.587	89.2	Pit In	210.5	255.3	2:10.496		46	Pit Out		36.651	109.8	42.641			7:15.883	
11	Pit Out		41.795	105.8	45.500			5:30.239		47	36.127		36.489	109.5	42.778	213.0	254.7	1:55.394	
12	38.271		39.230	109.5	45.217	208.1	254.7	2:02.718		48	35.524		36.544	102.5	43.285	210.5	254.7	1:55.353	
13	38.541		39.294	94.8	45.115	208.1	253.5	2:02.950		49	35.434		36.446	105.8	42.407	211.8	255.3	1:54.287	
14	37.869		39.048	105.5	44.891	209.3	253.5	2:01.808		50	39.275		45.266	84.6	Pit In	213.0	254.7	2:24.514	
15	39.725		39.975	95.2	45.481	209.3	254.1	2:05.181		51	Pit Out		41.195	93.8	42.795			7:34.711	
16	38.087		38.530	104.9	44.277	206.9	252.9	2:00.894		52	35.637		35.655	111.9	41.619	211.8	255.3	1:52.911	
17	38.031		38.503	105.7	45.162	210.5	255.3	2:01.696		53	33.909		34.332	108.5	39.528	216.9	259.0	1:47.769	
18	37.716		39.523	99.8	44.716	210.5	255.3	2:01.955		54	33.804		34.795	112.9	40.779	219.5	259.6	1:49.378	
19	37.790		38.884	106.8	45.130	209.3	254.7	2:01.804		55	33.311		34.087	116.6	39.542	220.9	262.8	1:46.940	
20	37.895		38.328	97.3	45.013	211.8	255.3	2:01.236		56	33.348		34.067	112.7	38.896	220.9	262.1	1:46.311	
21	38.125		38.508	103.3	Pit In	210.5	254.1	2:09.324		57	32.951		33.480	115.1	39.034	222.2	264.7	1:45.465	
22	Pit Out		39.012	103.0	49.404			6:18.376		58	33.159		34.124	118.6	39.644	220.9	<u>265.4</u>	1:46.927	
23	37.057		39.282	101.1	44.867	213.0	256.5	2:01.206		59	32.980		33.203	120.0	39.009	222.2	264.1	1:45.192	
24	37.675		39.046	97.9	45.060	213.0	255.9	2:01.781		60	32.913		33.578	116.0	38.994	<u>223.6</u>	264.7	1:45.485	
25	37.816		39.236	92.8	45.208	209.3	254.7	2:02.260		61	33.167		33.192	114.5	39.200	214.3	259.6	1:45.559	
26	38.028		39.066	96.9	45.087	210.5	254.1	2:02.181		62	33.032		33.489	111.8	Pit In	<u>223.6</u>	262.1	1:50.505	
27	37.326		38.562	108.4	45.181	211.8	256.5	2:01.069		63	Pit Out		35.391	105.9	39.499			5:10.387	
28	38.137		38.666	99.2	45.068	211.8	255.3	2:01.871		64	32.979		33.597	117.0	38.860	219.5	260.2	1:45.436	
29	37.467		38.208	98.5	Pit In	210.5	255.3	2:07.049		65	32.759		<u>33.031</u>	<u>124.7</u>	38.682	219.5	259.6	<u>1:44.472</u>	
30	Pit Out		38.538	108.8	44.820			5:26.364		66	32.693		33.661	120.1	38.662	219.5	261.5	1:45.016	
31	37.748		38.387	112.4	44.878	211.8	251.2	2:01.013		67	33.102		33.330	120.5	38.593	219.5	255.9	1:45.025	
32	37.385		38.194	111.9	44.878	211.8	254.1	2:00.457		68	32.704		33.237	119.7	38.773	220.9	260.9	1:44.714	
33	37.981		38.630	109.1	44.855	211.8	254.1	2:01.466		69	32.794		33.288	120.7	<u>38.565</u>	220.9	260.2	1:44.647	
34	37.514		38.279	107.5	44.270	210.5	254.1	2:00.063		70	<u>32.656</u>		33.123	121.9	38.896	222.2	262.1	1:44.675	
35	37.654		38.590	106.3	44.656	213.0	255.9	2:00.900		71	32.812		33.772	115.3	38.853	219.5	261.5	1:45.437	
36	38.197		38.409	106.5	44.823	210.5	254.7	2:01.429		72									

37 COOL RACING																			
lap	Sect-1	Speed	Sect-2	Speed	Sect-3	Speed	TopSpeed	laptime	pit	lap	Sect-1	Speed	Sect-2	Speed	Sect-3	Speed	Topspeed	laptime	pit
1	Pit Out		42.882	88.9	Pit In			2:21.204		17	34.707		33.270	124.1	36.456	202.2	247.7	1:44.433	
2	Pit Out		39.032	102.3	43.587			4:07.488		18	31.528		31.542	126.0	36.115	240.0	275.5	1:39.185	
3	36.728		39.136	99.7	41.717	226.4	258.4	1:57.581		19	30.314		30.882	142.9	35.194	241.6	283.5	1:36.390	
4	35.768		36.870	108.3	41.773	226.4	274.1	1:54.411		20	30.408		30.953	142.1	35.363	266.7	276.2	1:36.724	
5	35.848		36.889	105.8	43.165	230.8	276.2	1:55.902		21	30.173		32.229	134.5	35.171	266.7	277.6	1:37.573	
6	36.051		37.931	107.1	42.787	229.3	276.9	1:56.769		22	29.736		30.793	142.9	35.152	244.9	285.0	1:35.681	
7	35.520		36.697	108.0	42.195	229.3	276.2	1:54.412		23	29.743		31.203	127.4	35.612	246.6	<u>295.1</u>	1:36.558	
8	35.657		36.439	108.3	41.394	226.4	275.5	1:53.490		24	<u>29.564</u>		32.168	137.1	34.894	244.9	285.0	1:36.626	
9	35.941		36.174	117.1	41.556	230.8	278.4	1:53.671		25	29.588		30.579	145.9	35.500	244.9	286.5	1:35.667	



PROTON - TESTS

Test Day

24 - 25 October 2023

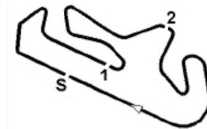
Laps and Sector Times - 25-10-2023 - PRIVATE - TESTS

Autodromo Internacional Algarve - 4652mtr.

10	37.258	36.483	112.5	41.415	232.3	270.7	1:55.156	26	29.630	30.484	147.3	<u>34.877</u>	246.6	286.5	<u>1:34.991</u>
11	34.920	35.724	123.6	40.861	232.3	279.1	1:51.505	27	29.772	30.814	146.3	34.979	244.9	286.5	1:35.565
12	1:30.602	38.490	106.6	41.635	233.8	278.4	2:50.727	28	29.602	30.686	128.9	35.270	244.9	294.3	1:35.558
13	34.836	36.159	128.0	41.051	251.7	276.9	1:52.046	29	29.730	<u>30.444</u>	<u>148.1</u>	35.308	<u>268.7</u>	277.6	1:35.482
14	35.591	36.100	116.1	41.191	232.3	277.6	1:52.882	30	30.411	31.621	142.1	34.964	<u>268.7</u>	282.7	1:36.996
15	35.178	36.066	119.9	Pit In	233.8	279.1	<u>2:04.567</u>	31	30.377	31.401	136.0	36.277	246.6	286.5	1:38.055
16	Pit Out	42.050	100.1	40.994			<u>1:52:50.021</u>	32	30.019	30.673	139.9	Pit In	232.3	278.4	<u>1:46.259</u>

43 INTER EUROPOL COMPETITION																			
lap	Sect-1	Speed	Sect-2	Speed	Sect-3	Speed	TopSpeed	laptime	pit	lap	Sect-1	Speed	Sect-2	Speed	Sect-3	Speed	Topspeed	laptime	pit
1	Pit Out		43.496	103.4	47.345			<u>2:13.561</u>		37	35.004		35.693	114.2	40.426	232.3	276.2	1:51.123	
2	38.467		38.251	91.9	43.584	218.2	248.3	2:00.302		38	34.962		36.010	118.7	41.482	235.3	278.4	1:52.454	
3	36.138		37.105	97.6	42.564	225.0	272.0	1:55.807		39	34.693		35.468	115.3	40.975	232.3	269.3	1:51.136	
4	35.727		36.159	107.9	41.547	226.4	272.7	1:53.433		40	34.339		35.569	115.3	40.819	233.8	285.0	1:50.727	
5	35.332		36.091	111.5	42.112	230.8	275.5	1:53.535		41	34.339		35.139	111.6	40.332	214.3	270.0	1:49.810	
6	35.299		36.065	109.3	41.751	226.4	272.7	1:53.115		42	34.529		34.960	117.8	40.193	233.8	277.6	1:49.682	
7	34.676		35.507	117.3	40.607	232.3	276.9	1:50.790		43	34.526		35.943	99.1	40.527	233.8	270.7	1:50.996	
8	34.433		35.128	118.0	40.380	233.8	277.6	1:49.941		44	1:42.931		38.303	107.6	40.765	257.1	279.1	3:01.999	
9	34.776		35.951	109.8	41.475	233.8	277.6	1:52.202		45	34.349		35.263	119.9	40.157	248.3	275.5	1:49.769	
10	35.234		36.499	111.2	42.590	232.3	279.1	1:54.323		46	33.956		34.508	121.5	40.700	232.3	277.6	1:49.164	
11	34.675		34.712	125.9	42.134	223.6	272.0	1:51.521		47	33.792		34.747	115.0	39.571	225.0	274.1	1:48.110	
12	34.389		36.085	119.6	40.705	235.3	278.4	1:51.179		48	33.779		34.408	120.0	39.629	235.3	279.8	1:47.816	
13	34.468		34.907	120.8	40.183	233.8	279.1	1:49.558		49	33.526		35.610	109.5	39.395	235.3	279.8	1:48.531	
14	34.121		35.513	114.2	40.541	235.3	279.8	1:50.175		50	33.429		34.919	115.1	39.734	236.8	<u>289.5</u>	1:48.082	
15	35.162		35.846	107.4	41.112	233.8	277.6	1:52.120		51	33.444		34.371	116.1	39.546	235.3	279.8	1:47.361	
16	36.263		35.031	117.8	40.141	235.3	274.8	1:51.435		52	33.388		34.202	118.4	39.077	235.3	279.8	1:46.667	
17	34.280		34.785	120.1	39.998	235.3	285.7	1:49.063		53	33.179		35.261	110.3	Pit In	235.3	279.8	<u>1:55.443</u>	
18	34.073		34.519	123.4	40.108	235.3	278.4	1:48.700		54	Pit Out		41.210	90.2	45.098			<u>18:13.611</u>	
19	35.480		35.381	113.0	Pit In	235.3	278.4	<u>1:57.816</u>		55	37.774		36.380	110.4	39.933	208.1	248.3	1:54.087	
20	Pit Out		36.427	103.5	41.610			<u>9:16.261</u>		56	32.607		32.679	117.0	37.573	230.8	283.5	1:42.859	
21	34.457		35.384	109.2	40.615	232.3	276.2	1:50.456		57	31.233		31.703	124.0	36.515	255.3	278.4	1:39.451	
22	34.913		35.302	123.1	40.482	235.3	277.6	1:50.697		58	30.664		32.303	118.4	37.781	260.9	281.3	1:40.748	
23	34.307		35.012	119.2	40.657	233.8	277.6	1:49.976		59	31.926		31.045	131.4	35.713	235.3	278.4	1:38.684	
24	34.455		34.960	115.0	40.581	230.8	276.2	1:49.996		60	30.452		31.375	130.3	35.659	240.0	<u>289.5</u>	1:37.486	
25	34.483		35.185	111.5	41.624	235.3	279.1	1:51.292		61	30.301		32.775	123.9	37.457	262.8	283.5	1:40.533	
26	34.262		34.898	122.7	40.098	235.3	278.4	1:49.258		62	31.877		32.402	127.2	35.396	232.3	270.7	1:39.675	
27	34.106		35.072	117.8	40.015	235.3	271.4	1:49.193		63	30.668		30.742	126.9	35.172	262.8	282.0	1:36.582	
28	34.501		35.804	113.0	40.411	235.3	288.8	1:50.716		64	30.229		31.713	120.4	36.187	241.6	283.5	1:38.129	
29	34.124		35.760	119.3	40.563	233.8	279.1	1:50.447		65	30.285		30.639	128.7	35.031	240.0	282.7	1:35.955	
30	35.246		35.270	116.3	40.685	235.3	279.1	1:51.201		66	29.639		31.772	124.3	35.321	264.7	282.7	1:36.732	
31	34.745		35.357	123.1	40.305	257.1	278.4	1:50.407		67	29.669		31.882	<u>132.5</u>	35.589	<u>266.7</u>	283.5	1:37.140	
32	34.057		34.744	126.5	40.233	236.8	279.8	1:49.034		68	29.718		30.654	125.6	35.824	240.0	272.7	1:36.196	
33	35.433		36.116	113.0	Pit In	233.8	280.5	<u>1:58.929</u>		69	31.069		30.634	127.4	<u>34.911</u>	243.2	284.2	1:36.614	
34	Pit Out		39.265	103.6	41.929			<u>16:28.716</u>		70	<u>29.582</u>		<u>30.357</u>	128.7	35.221	243.2	283.5	<u>1:35.160</u>	
35	36.234		36.307	108.1	41.616	230.8	272.7	1:54.157		71	29.582		30.760	125.9	Pit In	243.2	282.7	1:41.901	
36	35.151		36.004	110.7	40.713	233.8	284.2	1:51.868		72	Pit Out		34.669	121.1	Pit In			<u>5:34.460</u>	

46 W RACING TEAM																			
lap	Sect-1	Speed	Sect-2	Speed	Sect-3	Speed	TopSpeed	laptime	pit	lap	Sect-1	Speed	Sect-2	Speed	Sect-3	Speed	Topspeed	laptime	pit
1	Pit Out		40.944	121.3	45.228			<u>2:07.639</u>		29	36.533		36.933		43.904	213.0	257.1	1:57.370	



PROTON - TESTS

Test Day

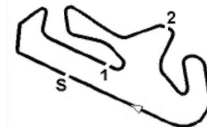
24 - 25 October 2023

Laps and Sector Times - 25-10-2023 - PRIVATE - TESTS

Autodromo Internacional Algarve - 4652mtr.

2	37.545	39.736	112.3	43.775	209.3	253.5	2:01.056	30	36.955	37.066	Pit In	211.8	257.1	2:06.614	
3	37.470	37.724	108.8	43.904	214.3	257.8	1:59.098	31	Pit Out	36.334	42.436			17:11.105	
4	36.996	37.197	118.8	43.704	214.3	258.4	1:57.897	32	35.768	36.212	42.352	216.9	258.4	1:54.332	
5	37.018	37.474	107.2	43.781	213.0	257.8	1:58.273	33	35.680	35.879	42.964	215.6	259.0	1:54.523	
6	36.649	37.022	117.0	43.944	215.6	258.4	1:57.615	34	35.606	35.876	42.907	214.3	257.1	1:54.389	
7	37.030	36.912	116.3	43.675	213.0	257.1	1:57.617	35	35.682	36.091	42.881	214.3	259.0	1:54.654	
8	37.209	38.359	105.4	Pit In	214.3	257.8	2:08.750	36	36.358	37.174	Pit In	211.8	257.8	2:06.853	
9	Pit Out	37.482	114.3	44.096			10:16.099	37	Pit Out	36.401	115.1	41.779		18:05.746	
10	37.025	37.608	113.1	44.050	211.8	257.1	1:58.683	38	34.461	34.622	121.3	40.029	214.3	259.0	1:49.112
11	37.233	37.258	108.1	43.733	213.0	256.5	1:58.224	39	33.564	33.617	126.5	39.403	215.6	259.6	1:46.584
12	43.774	41.417	102.3	46.052	208.1	204.2	2:11.243	40	33.319	33.985	116.5	39.482	216.9	261.5	1:46.786
13	37.684	38.558	109.2	Pit In	209.3	255.9	2:10.465	41	33.310	33.793	125.9	39.302	219.5	262.1	1:46.405
14	Pit Out	37.848	114.2	44.036			4:03.081	42	33.088	33.726	128.3	39.291	220.9	262.8	1:46.105
15	37.264	37.591	111.6	44.543	214.3	257.8	1:59.398	43	33.204	33.566	126.0	<u>39.007</u>	220.9	264.1	1:45.777
16	37.757	38.545	110.9	Pit In	211.8	257.8	2:09.782	44	32.923	33.578	129.5	39.146	<u>223.6</u>	<u>266.0</u>	<u>1:45.647</u>
17	Pit Out	37.584	110.2	43.845			6:06.956	45	33.255	34.980	128.6	39.345	<u>223.6</u>	265.4	1:47.580
18	37.047	37.364		43.947	213.0	257.8	1:58.358	46	33.448	<u>33.424</u>	<u>130.4</u>	39.308	222.2	262.8	1:46.180
19	37.502	37.507	113.6	43.731	214.3	258.4	1:58.740	47	<u>32.841</u>	33.632	116.4	39.285	<u>223.6</u>	264.7	1:45.758
20	37.199	37.399		43.597	213.0	257.8	1:58.195	48	34.236	33.636	117.9	40.640	216.9	232.8	1:48.512
21	37.268	37.275		43.731	214.3	259.0	1:58.274	49	33.073	34.212	117.9	39.332	222.2	263.4	1:46.617
22	37.193	37.200		44.210	213.0	257.8	1:58.603	50	33.634	33.510	126.9	39.187	220.9	262.8	1:46.331
23	37.172	37.736		44.218	215.6	259.0	1:59.126	51	32.998	33.550	128.0	39.669	222.2	263.4	1:46.217
24	37.057	37.089		Pit In	214.3	257.1	2:05.569	52	33.094	33.561	130.1	39.603	222.2	262.1	1:46.258
25	Pit Out	37.013		43.466			22:27.608	53	33.177	33.561	122.2	39.503	<u>223.6</u>	263.4	1:46.241
26	36.214	37.005		43.332	214.3	255.9	1:56.551	54	32.946	33.724	125.1	39.533	222.2	263.4	1:46.203
27	36.894	36.990		43.577	213.0	255.9	1:57.461	55	33.126	33.919	122.7	39.673	222.2	262.1	1:46.718
28	36.295	36.955		43.881	214.3	257.1	1:57.131	56	33.529	34.118	126.5	Pit In	222.2	262.8	1:56.089

49		HIGH CLASS																	
lap	Sect-1	Speed	Sect-2	Speed	Sect-3	Speed	TopSpeed	laptime	pit	lap	Sect-1	Speed	Sect-2	Speed	Sect-3	Speed	TopSpeed	laptime	pit
1	Pit Out		42.604	92.1	44.561			2:05.879		22	Pit Out		37.492	99.5	42.371			49:15.251	
2	39.777		39.575	95.6	43.805	208.1	193.5	2:03.157		23	36.341		36.531	102.4	41.527	211.8	248.8	1:54.399	
3	37.624		39.059	100.7	44.640	210.5	250.6	2:01.323		24	35.550		36.482	104.1	41.781	215.6	250.6	1:53.813	
4	37.379		37.806	100.8	43.749	210.5	251.2	1:58.934		25	35.406		36.123	104.8	41.356	214.3	252.3	1:52.885	
5	38.130		38.080	96.8	42.631	205.7	250.0	1:58.841		26	36.385		35.978	106.9	Pit In	218.2	254.7	2:06.154	
6	36.933		37.980	100.7	42.958	214.3	252.3	1:57.871		27	Pit Out		38.394	98.8	40.915			18:30.310	
7	37.860		37.715	100.0	43.115	214.3	252.3	1:58.690		28	34.687		34.901	106.7	39.142	216.9	254.1	1:48.730	
8	37.029		43.162	79.4	42.980	213.0	253.5	2:03.171		29	33.541		33.866	111.3	38.237	219.5	255.9	1:45.644	
9	37.507		38.930	101.2	42.750	214.3	254.1	1:59.187		30	33.008		33.228	114.6	38.239	222.2	256.5	1:44.475	
10	36.864		37.415	104.7	42.638	215.6	253.5	1:56.917		31	32.602		33.097	117.9	38.391	222.2	257.8	1:44.090	
11	36.977		56.235	97.2	43.751	215.6	254.1	2:16.963		32	32.552		33.891	110.4	37.787	222.2	257.1	1:44.230	
12	37.720		38.602	103.9	Pit In	211.8	251.7	2:10.120		33	33.695		<u>33.012</u>	117.5	Pit In	223.6	258.4	1:53.436	
13	Pit Out		39.308	92.2	43.480			34:11.233		34	Pit Out		36.586	105.0	38.977			6:19.256	
14	37.395		38.772	95.8	43.573	208.1	250.6	1:59.740		35	33.347		35.749	111.6	39.026	219.5	254.7	1:48.122	
15	37.459		37.726	99.5	43.403	211.8	251.2	1:58.588		36	33.404		33.658	113.4	37.794	219.5	255.9	1:44.856	
16	38.825		37.738	104.7	42.883	191.5	239.5	1:59.446		37	32.966		36.642	105.0	37.991	223.6	257.8	1:47.599	
17	37.072		38.377	99.8	43.037	215.6	252.9	1:58.486		38	32.798		33.114	<u>126.5</u>	38.276	<u>226.4</u>	258.4	1:44.188	
18	37.328		38.489	102.6	43.174	214.3	252.3	1:58.991		39	34.530		33.558	118.8	<u>37.524</u>	225.0	259.0	1:45.612	
19	37.055		37.886	98.3	43.042	214.3	252.3	1:57.983		40	32.621		34.824	125.4	39.073	223.6	258.4	1:46.518	
20	36.923		37.493	103.0	43.008	213.0	252.3	1:57.424		41	32.909		33.145	116.1	37.580	222.2	257.1	<u>1:43.634</u>	



PROTON - TESTS

Test Day

24 - 25 October 2023

Laps and Sector Times - 25-10-2023 - PRIVATE - TESTS

Autodromo Internacional Algarve - 4652mtr.

21	42.632	39.657	99.0	Pit In	214.3	219.1	2:17.641	42											
----	--------	--------	------	--------	-------	-------	----------	----	--	--	--	--	--	--	--	--	--	--	--

51		AF CORSE																	
lap	Sect-1	Speed	Sect-2	Speed	Sect-3	Speed	TopSpeed	laptime	pit	lap	Sect-1	Speed	Sect-2	Speed	Sect-3	Speed	Topspeed	laptime	pit
1	Pit Out		41.545	94.8	47.220			2:09.891		36	38.877		39.676	99.4	Pit In	206.9	251.7	2:11.914	
2	38.868		39.173	102.0	44.934	203.4	242.7	2:02.975		37	Pit Out		38.597	105.8	44.439			7:08.531	
3	38.339		39.201	97.5	45.642	209.3	251.7	2:03.182		38	37.419		38.262	98.4	45.278	209.3	252.9	2:00.959	
4	38.284		39.099	98.8	44.043	206.9	252.9	2:01.426		39	37.890		38.176	97.3	44.494	208.1	253.5	2:00.560	
5	38.133		38.707	103.7	44.096	206.9	253.5	2:00.936		40	37.766		38.805	96.1	44.299	205.7	251.7	2:00.870	
6	38.640		38.886	100.7	44.597	210.5	251.7	2:02.123		41	37.974		38.226	101.8	44.562	208.1	253.5	2:00.762	
7	37.756		38.623	100.8	44.103	206.9	252.9	2:00.482		42	37.341		38.211	101.7	44.467	206.9	253.5	2:00.019	
8	38.319		38.612	99.4	Pit In	206.9	252.9	2:08.251		43	37.580		38.301	99.1	44.175	208.1	252.9	2:00.056	
9	Pit Out		41.679	92.6	46.792			4:08.413		44	37.406		38.425	99.2	43.987	208.1	253.5	1:59.818	
10	38.916		42.022	94.5	46.372	204.5	247.7	2:07.310		45	37.871		38.878	95.1	Pit In	206.9	253.5	2:08.589	
11	38.772		40.684	95.3	47.428	203.4	250.6	2:06.884		46	Pit Out		44.339	94.4	51.141			19:35.839	
12	39.061		39.984	100.1	45.724	203.4	249.4	2:04.769		47	38.751		38.063	100.8	43.191	194.6	241.6	2:00.005	
13	38.607		39.740	101.9	45.262	208.1	254.1	2:03.609		48	37.447		36.557	108.0	Pit In	204.5	249.4	2:08.295	
14	38.824		39.559	98.7	45.138	203.4	253.5	2:03.521		49	Pit Out		37.930	103.3	42.274			7:17.015	
15	38.489		39.664	100.2	44.901	208.1	253.5	2:03.054		50	34.831		35.625	111.5	40.657	208.1	252.9	1:51.113	
16	38.712		39.292	101.0	45.211	206.9	254.7	2:03.215		51	34.000		34.542	112.6	40.258	211.8	255.3	1:48.800	
17	38.823		39.812	100.6	45.402	208.1	253.5	2:04.037		52	33.707		34.552	115.3	39.809	209.3	254.1	1:48.068	
18	38.492		39.231	100.8	45.378	209.3	253.5	2:03.101		53	33.897		34.708	<u>126.5</u>	40.046	<u>222.2</u>	254.7	1:48.651	
19	40.554		39.843	96.9	45.492	205.7	252.9	2:05.889		54	35.662		34.998	116.9	39.804	213.0	257.8	1:50.464	
20	38.534		39.235	99.0	45.915	206.9	253.5	2:03.684		55	33.669		33.983	119.3	39.166	214.3	255.9	1:46.818	
21	38.616		40.013	90.8	45.215	206.9	252.9	2:03.844		56	33.046		33.606	120.5	41.161	215.6	257.1	1:47.813	
22	38.572		39.316	93.6	45.343	206.9	253.5	2:03.231		57	35.253		34.510	114.2	41.057	193.5	246.0	1:50.820	
23	38.769		40.146	97.1	45.240	206.9	252.9	2:04.155		58	33.437		33.599	124.0	39.032	215.6	258.4	1:46.068	
24	38.579		39.368	94.1	45.208	206.9	254.1	2:03.155		59	<u>32.801</u>		33.739	124.3	<u>38.924</u>	216.9	<u>259.0</u>	<u>1:45.464</u>	
25	38.622		39.702	98.6	Pit In	208.1	253.5	2:11.942		60	32.852		<u>33.508</u>	116.6	Pit In	216.9	<u>259.0</u>	1:51.919	
26	Pit Out		39.776	95.4	45.754			8:40.951		61	Pit Out		35.707	100.7	41.427			4:09.012	
27	38.863		39.405	97.6	45.621	204.5	251.7	2:03.889		62	33.776		34.312	107.9	40.616	215.6	256.5	1:48.704	
28	38.281		39.140	94.9	45.628	205.7	250.6	2:03.049		63	34.934		34.502	106.9	40.877	208.1	253.5	1:50.313	
29	38.594		39.285	91.7	45.580	205.7	251.2	2:03.459		64	34.225		33.978	112.4	41.154	220.9	252.9	1:49.357	
30	38.345		38.790	97.4	45.278	206.9	251.7	2:02.413		65	33.221		34.255	111.0	39.954	211.8	255.9	1:47.430	
31	38.159		40.195	96.9	Pit In	206.9	252.3	2:09.446		66	33.393		34.138	111.5	39.958	211.8	254.1	1:47.489	
32	Pit Out		39.516	97.7	45.009			4:23.096		67	33.291		34.036	114.0	39.873	213.0	255.9	1:47.200	
33	38.164		38.706	101.8	45.203	205.7	251.2	2:02.073		68	33.177		33.914	111.2	39.876	213.0	255.3	1:46.967	
34	38.133		39.163	94.7	44.880	208.1	251.2	2:02.176		69	33.168		34.068	109.9	39.917	211.8	254.7	1:47.153	
35	37.898		38.343	100.2	44.610	206.9	251.7	2:00.851		70	33.438		34.179	115.9	39.601	208.1	252.3	1:47.218	

60		IRON LYNX																	
lap	Sect-1	Speed	Sect-2	Speed	Sect-3	Speed	TopSpeed	laptime	pit	lap	Sect-1	Speed	Sect-2	Speed	Sect-3	Speed	Topspeed	laptime	pit
1	Pit Out		40.431	102.9	46.799			2:08.917		9	34.692		34.947	115.6	40.456	210.5	252.9	1:50.095	
2	39.222		38.435	103.2	44.303	201.1	241.6	2:01.960		10	34.369		34.456	115.4	39.808	210.5	252.3	1:48.633	
3	37.502		37.035	106.7	42.963	205.7	250.0	1:57.500		11	34.151		34.607	117.9	Pit In	211.8	252.9	8:44.013	
4	36.270		36.289	105.8	42.104	208.1	252.3	1:54.663		12	Pit Out		33.761	124.9	41.310			36:57.813	
5	35.909		35.674	109.2	41.643	209.3	253.5	1:53.226		13	33.037		33.147	<u>128.6</u>	38.449	215.6	254.7	1:44.633	
6	35.524		36.011	111.6	41.918	209.3	253.5	1:53.453		14	32.529		33.285	127.5	39.616	215.6	256.5	1:45.430	
7	35.250		35.245	106.5	40.362	209.3	253.5	1:50.857		15	32.552		<u>32.757</u>	128.3	<u>38.088</u>	<u>216.9</u>	257.1	<u>1:43.397</u>	
8	34.958		35.031	108.7	40.726	209.3	254.1	1:50.715		16	<u>32.502</u>		32.903	127.2	Pit In	<u>216.9</u>	<u>258.4</u>	1:52.089	



PROTON - TESTS

Test Day

24 - 25 October 2023

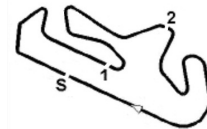
Laps and Sector Times - 25-10-2023 - PRIVATE - TESTS

Autodromo Internacional Algarve - 4652mtr.

63 IRON LYNX																				
lap	Sect-1	Speed	Sect-2	Speed	Sect-3	Speed	TopSpeed	laptime	pit	lap	Sect-1	Speed	Sect-2	Speed	Sect-3	Speed	Topspeed	laptime	pit	
1	Pit Out		42.527	91.5	Pit In			2:20.038		12	Pit Out		35.342	123.6	39.892				6:44.784	
2	Pit Out		38.780	111.1	42.813			7:36.384		13	33.056		33.590	126.3	38.883	205.7	266.0	1:45.529		
3	36.061		35.677	124.1	40.302	194.6	265.4	1:52.040		14	32.901		33.281	131.2	38.429	257.1	<u>282.7</u>	1:44.611		
4	34.796		35.184	127.1	39.749	210.5	254.7	1:49.729		15	32.750		33.268	131.4	40.971	213.0	271.4	1:46.989		
5	34.095		33.925	131.4	39.512	213.0	266.7	1:47.532		16	32.751		33.211	128.1	38.494	213.0	257.8	1:44.456		
6	33.522		33.729	129.7	39.417	248.3	253.5	1:46.668		17	32.481		<u>32.845</u>	<u>135.2</u>	38.690	260.9	253.5	1:44.016		
7	33.302		33.496	133.7	39.200	181.8	270.7	1:45.998		18	32.605		32.981	131.2	38.281	226.4	257.8	1:43.867		
8	33.197		33.407	131.4	39.199	204.5	255.3	1:45.803		19	<u>32.400</u>		33.018	130.0	38.388	260.9	257.1	1:43.806		
9	33.123		34.049	122.7	42.044	205.7	256.5	1:49.216		20	32.447		33.538	129.8	38.710	262.8	238.9	1:44.695		
10	32.731		33.080	130.6	38.865	257.1	269.3	1:44.676		21	32.412		33.036	132.8	<u>38.253</u>	<u>264.7</u>	241.6	<u>1:43.701</u>		
11	32.769		33.528	121.6	Pit In	222.2	241.1	1:52.664		22	34.294		35.402	124.3	Pit In	<u>264.7</u>	232.3	1:57.309		

77 PROTON COMPETITION																				
lap	Sect-1	Speed	Sect-2	Speed	Sect-3	Speed	TopSpeed	laptime	pit	lap	Sect-1	Speed	Sect-2	Speed	Sect-3	Speed	Topspeed	laptime	pit	
1	Pit Out		42.959	101.6	46.571			2:10.932		18	Pit Out		38.823	91.8	42.799				42:07.106	
2	38.863		40.020	105.6	44.964	206.9	239.5	2:03.847		19	35.772		37.718	103.1	39.408	209.3	255.9	1:52.898		
3	38.531		39.224	104.4	45.306	208.1	248.3	2:03.061		20	33.531		33.997	115.3	38.829	215.6	260.2	1:46.357		
4	38.749		38.536	106.7	45.221	208.1	242.7	2:02.506		21	32.962		33.569	116.6	38.883	219.5	264.1	1:45.414		
5	38.415		38.728	106.7	44.877	209.3	247.7	2:02.020		22	33.093		33.383	120.1	40.276	218.2	262.1	1:46.752		
6	38.343		38.700	106.3	45.453	209.3	252.9	2:02.496		23	33.159		33.432	113.1	<u>38.551</u>	219.5	263.4	1:45.142		
7	38.202		38.608	104.5	Pit In	210.5	257.1	2:12.411		24	<u>32.530</u>		<u>32.946</u>	124.0	38.721	222.2	<u>264.7</u>	<u>1:44.197</u>		
8	Pit Out		39.002	103.3	44.842			13:21.317		25	32.791		33.055	118.7	38.600	222.2	<u>264.7</u>	1:44.446		
9	38.311		39.139	102.6	45.326	208.1	254.7	2:02.776		26	32.865		33.585	123.3	38.823	220.9	263.4	1:45.273		
10	38.104		38.642	108.2	45.405	208.1	255.9	2:02.151		27	32.693		33.130	119.3	38.649	219.5	262.8	1:44.472		
11	38.211		38.550	108.1	Pit In	209.3	256.5	2:08.816		28	32.949		33.907	105.1	Pit In	222.2	<u>264.7</u>	1:52.248		
12	Pit Out		38.885	102.0	44.545			46:47.609		29	Pit Out		35.549	118.9	39.477			6:33.999		
13	37.435		38.139	104.9	44.787	208.1	254.7	2:00.361		30	33.199		34.824	124.7	38.936	219.5	262.1	1:46.959		
14	37.485		37.984	107.1	44.675	210.5	257.8	2:00.144		31	33.017		33.882	120.7	38.817	220.9	262.8	1:45.716		
15	37.694		37.809	112.5	45.062	211.8	257.8	2:00.565		32	32.534		33.506	<u>132.4</u>	38.712	220.9	262.8	1:44.752		
16	37.488		38.036	107.9	45.612	210.5	257.8	2:01.136		33	32.633		35.432	122.7	38.702	222.2	<u>264.7</u>	1:46.767		
17	37.764		38.747	104.3	Pit In	209.3	257.1	2:08.502		34	33.862		33.469	129.7	39.039	<u>223.6</u>	263.4	1:46.370		

83 AF CORSE																			
lap	Sect-1	Speed	Sect-2	Speed	Sect-3	Speed	TopSpeed	laptime	pit	lap	Sect-1	Speed	Sect-2	Speed	Sect-3	Speed	Topspeed	laptime	pit
1	Pit Out		39.020	106.2	46.639			2:01.988		29	37.742		38.274	100.5	44.122	206.9	251.2	2:00.138	
2	37.174		37.642	105.9	43.429	206.9	252.3	1:58.245		30	37.639		38.115	103.2	44.296	211.8	252.9	2:00.050	
3	37.033		37.872	108.2	Pit In	210.5	253.5	2:05.904		31	37.601		37.842	105.2	43.577	208.1	251.7	1:59.020	
4	Pit Out		37.578	116.3	43.761			6:12.496		32	37.444		37.911	96.8	43.947	208.1	250.6	1:59.302	
5	37.017		37.556	115.9	43.538	205.7	250.6	1:58.111		33	37.321		37.784	105.9	43.522	208.1	252.3	1:58.627	
6	36.979		37.643	108.2	43.982	210.5	250.0	1:58.604		34	38.149		38.645	94.8	43.634	204.5	252.3	2:00.428	
7	37.191		37.621	111.9	44.041	209.3	253.5	1:58.853		35	40.317		47.956	91.1	48.100	214.3	252.9	2:16.373	
8	37.140		37.705	108.9	44.358	209.3	253.5	1:59.203		36	36.798		37.577	110.0	45.291	211.8	252.3	1:59.666	
9	37.835		37.960	107.8	Pit In	209.3	254.7	2:07.320		37	37.066		37.593	104.9	Pit In	206.9	250.0	2:05.299	
10	Pit Out		40.749	106.8	46.449			4:46.127		38	Pit Out		37.608	124.9	40.340			1:00:04.369	
11	39.727		40.041	111.0	45.815	202.2	248.3	2:05.583		39	33.662		34.181	123.7	39.303	216.9	254.1	1:47.146	
12	39.231		39.789	106.5	45.578	203.4	249.4	2:04.598		40	33.274		34.462	121.8	39.027	214.3	256.5	1:46.763	
13	39.407		40.514	103.3	45.972	201.1	250.0	2:05.893		41	33.168		33.406	122.3	38.977	215.6	257.1	1:45.551	
14	39.148		40.770	109.1	48.789	205.7	251.2	2:08.707		42	32.816		33.577	121.5	39.317	216.9	257.1	1:45.710	
15	39.360		40.100	99.2	46.264	204.5	251.2	2:05.724		43	32.698		33.424	121.5	38.489	218.2	257.8	1:44.611	



PROTON - TESTS

Test Day

24 - 25 October 2023

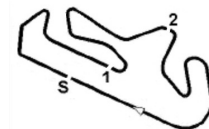
Laps and Sector Times - 25-10-2023 - PRIVATE - TESTS

Autodromo Internacional Algarve - 4652mtr.

16	39.110	39.546	104.9	45.674	204.5	249.4	2:04.330	44	32.654	33.355	122.6	38.609	218.2	257.1	1:44.618
17	38.897	39.586	102.5	45.770	204.5	250.0	2:04.253	45	32.608	33.547	120.8	38.505	218.2	255.3	1:44.660
18	39.195	40.868	105.6	Pit In	203.4	250.0	2:13.435	46	32.535	33.185	118.3	38.547	219.5	257.8	1:44.267
19	Pit Out	38.941	96.3	44.612			9:05.821	47	32.379	33.113	119.2	38.423	216.9	258.4	1:43.915
20	38.014	38.658	96.3	44.628	205.7	249.4	2:01.300	48	32.512	33.233	122.3	38.216	219.5	258.4	1:43.961
21	37.741	38.402	100.7	44.268	205.7	249.4	2:00.411	49	32.499	33.115	122.2	38.207	216.9	<u>259.6</u>	1:43.821
22	37.388	38.208	102.7	45.083	208.1	249.4	2:00.679	50	32.336	33.541	120.8	38.189	219.5	258.4	1:44.066
23	37.692	38.491	104.8	44.023	210.5	251.2	2:00.206	51	32.378	33.140	119.3	38.299	219.5	258.4	1:43.817
24	37.605	38.635	97.5	44.204	209.3	250.0	2:00.444	52	32.583	33.218	119.9	<u>38.178</u>	216.9	258.4	1:43.979
25	37.694	38.562	105.1	44.185	208.1	252.3	2:00.441	53	<u>32.271</u>	33.052	122.7	38.363	220.9	259.0	<u>1:43.686</u>
26	37.574	38.258	102.3	44.476	208.1	249.4	2:00.308	54	32.398	33.268	119.6	38.189	<u>222.2</u>	258.4	1:43.855
27	37.558	38.368	103.1	44.066	208.1	250.0	1:59.992	55	32.407	<u>33.041</u>	<u>127.2</u>	38.417	219.5	259.0	1:43.865
28	37.508	38.259	105.6	44.234	209.3	251.7	2:00.001	56	33.431	34.147	116.3	Pit In	218.2	258.4	1:53.700

86		HIGH CLASS																	
lap	Sect-1	Speed	Sect-2	Speed	Sect-3	Speed	TopSpeed	laptime	pit	lap	Sect-1	Speed	Sect-2	Speed	Sect-3	Speed	Topspeed	laptime	pit
1	Pit Out		40.458	90.4	44.388			2:03.033		27	37.708		38.319	97.6	44.110	209.3	250.0	2:00.137	
2	38.232		38.370	99.4	44.041	209.3	244.9	2:00.643		28	37.867		38.217	100.1	Pit In	208.1	250.0	2:08.206	
3	38.117		38.467	98.5	43.743	209.3	247.7	2:00.327		29	Pit Out		40.298	98.6	43.453			25:07.064	
4	37.681		38.293	105.1	43.551	209.3	248.3	1:59.525		30	37.202		37.502	102.1	43.368	208.1	248.8	1:58.072	
5	37.633		38.564	99.8	43.680	210.5	250.0	1:59.877		31	36.891		37.226	112.1	43.581	206.9	249.4	1:57.698	
6	37.794		38.273	104.0	43.656	210.5	251.2	1:59.723		32	37.742		37.572	105.2	43.677	206.9	242.2	1:58.991	
7	37.711		38.450	102.1	43.887	210.5	252.3	2:00.048		33	36.698		37.159	115.1	43.764	206.9	249.4	1:57.621	
8	37.835		38.471	100.7	43.769	208.1	246.0	2:00.075		34	36.633		37.119	108.3	44.295	208.1	248.8	1:58.047	
9	38.164		38.352	103.8	Pit In	206.9	249.4	2:06.181		35	36.548		37.109	103.3	Pit In	206.9	248.8	2:04.815	
10	Pit Out		42.043	94.0	47.573			19:12.052		36	Pit Out		39.943	91.8	44.979			17:41.280	
11	38.614		39.727	100.5	44.820	204.5	248.3	2:03.161		37	37.012		35.598	105.9	40.122	208.1	243.2	1:52.732	
12	39.175		39.510	101.9	44.594	206.9	248.8	2:03.279		38	34.581		34.447	111.8	42.273	214.3	252.3	1:51.301	
13	38.130		38.926	98.7	44.507	206.9	248.8	2:01.563		39	35.055		34.421	111.6	39.976	187.5	241.6	1:49.452	
14	38.187		38.602	102.6	44.340	206.9	248.8	2:01.129		40	33.973		34.133	115.9	39.315	211.8	252.3	1:47.421	
15	37.571		39.947	94.0	44.266	206.9	249.4	2:01.784		41	33.564		33.805	120.1	38.839	215.6	<u>254.7</u>	1:46.208	
16	38.493		38.865	102.4	44.671	209.3	250.0	2:02.029		42	33.300		33.572	126.3	38.923	216.9	<u>254.7</u>	1:45.795	
17	38.134		39.559	102.1	45.390	205.7	247.7	2:03.083		43	33.168		33.512	123.0	38.725	216.9	254.1	1:45.405	
18	38.084		38.515	100.3	44.745	206.9	249.4	2:01.344		44	33.235		33.535	124.4	Pit In	216.9	254.1	1:51.549	
19	37.730		38.838	102.7	44.571	206.9	250.0	2:01.139		45	Pit Out		35.513	115.8	40.583			6:55.113	
20	37.682		38.555	112.6	45.905	208.1	249.4	2:02.142		46	34.033		34.135	120.0	38.948	213.0	251.2	1:47.116	
21	38.100		38.992	101.1	Pit In	206.9	249.4	2:10.654		47	33.422		33.938	123.1	39.085	214.3	251.7	1:46.445	
22	Pit Out		39.285	94.2	Pit In			15:37.466		48	33.653		34.106	110.8	39.267	210.5	250.0	1:47.026	
23	Pit Out		38.425	94.8	44.016			3:21.250		49	33.380		33.581	121.3	38.990	216.9	252.3	1:45.951	
24	38.059		38.266	100.6	43.939	205.7	248.8	2:00.264		50	33.294		33.934	118.3	<u>38.709</u>	216.9	252.3	1:45.937	
25	37.724		38.075	110.4	44.454	208.1	250.0	2:00.253		51	32.927		33.452	<u>127.2</u>	38.794	<u>218.2</u>	253.5	<u>1:45.173</u>	
26	37.935		42.547	82.7	46.889	209.3	251.2	2:07.371		52	<u>32.797</u>		<u>33.383</u>	123.1	39.052	<u>218.2</u>	254.1	1:45.232	

99		PROTON COMPETITION																	
lap	Sect-1	Speed	Sect-2	Speed	Sect-3	Speed	TopSpeed	laptime	pit	lap	Sect-1	Speed	Sect-2	Speed	Sect-3	Speed	Topspeed	laptime	pit
1	Pit Out		37.784	120.0	43.208			1:59.105		28	35.355		36.867	107.2	40.873	232.3	278.4	1:53.095	
2	36.502		36.649	116.5	45.783	222.2	270.7	1:58.934		29	35.466		36.542	106.9	40.725	233.8	280.5	1:52.733	
3	35.664		35.958	122.0	42.393	225.0	273.4	1:54.015		30	34.705		36.386	113.6	40.537	233.8	286.5	1:51.628	
4	35.519		35.598	124.0	40.508	229.3	276.9	1:51.625		31	34.687		36.300	107.8	40.586	233.8	271.4	1:51.573	
5	35.127		35.421	124.0	41.390	230.8	277.6	1:51.938		32	34.725		36.551	98.7	40.556	235.3	272.0	1:51.832	



PROTON - TESTS

Test Day

24 - 25 October 2023

Laps and Sector Times - 25-10-2023 - PRIVATE - TESTS

Autodromo Internacional Algarve - 4652mtr.

6	34.859	35.526	122.0	41.074	230.8	278.4	1:51.459	33	34.998	35.947	107.2	40.732	233.8	279.1	1:51.677
7	35.396	36.470	106.3	Pit In	229.3	278.4	2:02.458	34	34.506	35.772	106.8	40.597	236.8	280.5	1:50.875
8	Pit Out	36.653	120.8	42.439			7:09.896	35	34.800	40.369	101.6	Pit In	235.3	279.8	2:08.756
9	35.691	35.888	117.3	41.470	230.8	277.6	1:53.049	36	Pit Out	39.038	117.5	39.184			43:58.687
10	34.909	35.688	117.5	41.105	230.8	278.4	1:51.702	37	32.729	33.794	127.4	36.556	210.5	275.5	1:43.079
11	34.947	35.141	126.5	40.902	248.3	286.5	1:50.990	38	31.046	31.665	140.8	35.336	235.3	288.8	1:38.047
12	34.657	35.205	123.1	41.175	232.3	287.2	1:51.037	39	30.238	31.240	<u>143.2</u>	34.967	241.6	283.5	1:36.445
13	34.659	35.067	123.6	40.814	232.3	278.4	1:50.540	40	30.342	30.859	137.9	35.218	243.2	<u>293.5</u>	1:36.419
14	34.666	35.199	122.3	40.768	233.8	279.1	1:50.633	41	29.788	30.555	137.6	35.728	244.9	286.5	1:36.071
15	34.470	35.078	121.2	41.306	232.3	279.1	1:50.854	42	32.468	32.446	138.1	Pit In	235.3	284.2	1:47.621
16	34.545	35.115	119.3	Pit In	230.8	270.0	1:56.856	43	Pit Out	31.769	134.8	35.470			6:41.027
17	Pit Out	35.877	117.6	42.797			7:31.600	44	29.781	30.671	137.1	34.801	262.8	273.4	1:35.253
18	34.874	34.987	123.4	42.066	208.1	274.1	1:51.927	45	29.665	<u>30.473</u>	139.0	34.713	243.2	292.7	1:34.851
19	34.817	35.892	120.8	41.206	229.3	285.7	1:51.915	46	29.478	30.513	133.5	<u>34.465</u>	246.6	285.7	<u>1:34.456</u>
20	34.951	35.034	117.3	40.721	232.3	279.1	1:50.706	47	29.899	30.574	131.7	Pit In	<u>268.7</u>	286.5	1:41.982
21	34.418	34.709	129.5	40.528	233.8	279.1	1:49.655	48	Pit Out	30.899	142.9	35.211			4:41.364
22	34.405	37.090	110.4	Pit In	233.8	279.1	2:01.943	49	29.595	31.352	140.1	34.603	244.9	285.7	1:35.550
23	Pit Out	38.807	110.1	42.251			17:25.952	50	29.536	30.584	138.8	35.165	244.9	286.5	1:35.285
24	36.120	37.348	106.5	42.263	227.8	267.3	1:55.731	51	29.522	30.788	137.2	34.681	243.2	285.7	1:34.991
25	35.587	36.957	108.9	41.356	227.8	275.5	1:53.900	52	<u>29.402</u>	31.918	139.0	34.895	248.3	287.2	1:36.215
26	35.969	36.969	106.3	41.994	230.8	271.4	1:54.932	53	30.371	31.207	135.7	Pit In	246.6	288.8	1:45.569
27	35.698	36.637	105.5	41.245	222.2	266.0	1:53.580	54							