



Feel Racing Tests

Feel Racing Racing Portimão Test
Laps and Sector Times - 31-01-2023

31 January - 1 February 2023
Autodromo Internacional Algarve - 4592 mtr.

1 A. BAUTISTA									DUCATI										
lap	Sect-1	Speed	Sect-2	Speed	Sect-3	Speed	TopSpeed	laptime	pit	lap	Sect-1	Speed	Sect-2	Speed	Sect-3	Speed	Topspeed	laptime	pit
1	Pit Out	101.4	29.433	122.4	38.960			1:41.466		14	32.570	109.5	29.055	122.0	38.622		310.3	1:40.247	
2		32.649	108.1	29.046	120.9	38.875	308.6	1:40.570		15	32.445	105.6	28.905	119.2	38.666		314.0	1:40.016	
3		32.557	110.3	29.096	120.9	38.648	300.8	1:40.301		16	32.655	108.1	29.058	123.7	38.724		309.5	1:40.437	
4		<u>32.371</u>	112.7	28.956	126.6	38.714	311.2	1:40.041		17	33.018	111.1	29.409	117.9	Pit In		303.4	1:49.742	
5		33.815	<u>117.1</u>	30.201	123.4	38.755	304.2	1:42.771		18	Pit Out	110.2	29.698	121.6	38.915			17:21.192	
6		32.816	105.2	28.853	121.6	38.697	305.1	1:40.366		19	32.480	113.3	29.317	123.1	39.556		306.8	1:41.353	
7		32.683	108.5	<u>28.817</u>	125.3	38.774	314.0	1:40.274		20	32.755	103.8	29.416	118.8	38.897		312.1	1:41.068	
8		32.573	113.2	29.988	124.4	Pit In	306.8	1:47.444		21	32.660	104.8	28.992	123.7	38.704		313.0	1:40.356	
9	Pit Out	104.2	29.292	121.8	39.078			2:38.947		22	32.477	111.0	28.983	125.1	38.627		314.0	1:40.087	
10		32.492	108.1	28.961	<u>127.1</u>	38.594	314.0	1:40.047		23	32.391	108.3	29.044	124.4	39.033		<u>314.9</u>	1:40.468	
11		32.550	108.3	28.972	122.6	<u>38.473</u>	310.3	<u>1:39.995</u>		24	32.600	107.1	29.138	122.3	38.829		314.0	1:40.567	
12		32.721	107.9	28.858	123.7	38.562	312.1	1:40.141		25	35.190	101.4	31.137	118.0	Pit In		295.1	1:54.322	
13		32.554	106.8	28.990	120.1	38.951	311.2	1:40.495		26									

1 A. BAUTISTA - 2									DUCATI										
lap	Sect-1	Speed	Sect-2	Speed	Sect-3	Speed	TopSpeed	laptime	pit	lap	Sect-1	Speed	Sect-2	Speed	Sect-3	Speed	Topspeed	laptime	pit
1	Pit Out	101.5	31.343	116.9	40.127			1:47.358		31	32.485	106.2	28.825	124.1	38.552		312.1	1:39.862	
2		33.673	110.9	30.144	125.6	39.236	288.8	1:43.053		32	32.637	103.4	28.791	124.3	38.612		314.9	1:40.040	
3		33.090	110.4	29.443	124.3	38.946	300.0	1:41.479		33	32.494	106.8	28.864	122.4	38.598		312.1	1:39.956	
4		32.986	107.2	29.224	123.7	38.840	307.7	1:41.050		34	32.712	105.1	29.012	124.7	38.598		313.0	1:40.322	
5		32.682	<u>121.6</u>	29.639	126.2	39.364	305.1	1:41.685		35	35.679	103.0	30.030	119.2	Pit In		315.8	1:51.687	
6		32.853	108.7	29.237	<u>126.3</u>	38.904	304.2	1:40.994		36	Pit Out	105.3	30.290	119.5	Pit In			2:27.580	
7		32.779	108.7	29.160	121.8	38.988	301.7	1:40.927		37	Pit Out	97.5	30.290	119.3	39.448			1:36:30.326	
8		33.140	107.7	29.145	120.3	38.897	305.1	1:41.182		38	32.931	102.8	29.316	122.2	38.994		306.8	1:41.241	
9		32.857	109.6	29.225	123.6	38.927	304.2	1:41.009		39	32.966	102.3	29.192	121.9	38.811		306.8	1:40.969	
10		33.536	109.1	30.663	120.5	Pit In	294.3	1:55.164		40	32.791	110.4	29.344	121.6	38.829		312.1	1:40.964	
11	Pit Out	103.8	30.046	118.9	39.725			23:57.852		41	32.700	103.7	28.802	124.4	38.923		314.9	1:40.425	
12		33.399	104.4	29.635	122.0	39.433	304.2	1:42.467		42	32.794	103.5	29.107	122.2	38.802		315.8	1:40.703	
13		32.921	111.8	29.520	120.1	39.398	308.6	1:41.839		43	32.554	109.6	29.148	124.4	38.674		314.9	1:40.376	
14		33.033	112.7	29.684	122.2	39.271	304.2	1:41.988		44	32.642	108.5	29.083	122.0	38.788		313.0	1:40.513	
15		33.223	104.9	29.621	120.3	Pit In	309.5	1:52.354		45	32.576	107.7	28.948	124.0	38.819		312.1	1:40.343	
16	Pit Out	106.0	30.509	119.7	39.303			18:54.777		46	34.257	102.4	30.126	114.0	Pit In		311.2	1:50.448	
17		32.760	106.5	1:49.035	70.7	Pit In	308.6	3:34.180		47	Pit Out	104.5	29.842	119.6	38.899			1:07:41.241	
18	Pit Out	105.6	29.835	120.0	39.045			22:10.306		48	32.800	104.3	28.914	123.0	38.510		308.6	1:40.224	
19		32.580	113.9	29.229	122.2	38.588	308.6	1:40.397		49	<u>32.265</u>	111.2	29.171	119.2	38.860		310.3	1:40.296	
20		32.522	107.1	28.904	125.0	38.623	311.2	1:40.049		50	32.306	115.0	28.938	119.5	<u>38.463</u>		314.0	<u>1:39.707</u>	
21		32.528	108.5	29.150	123.7	38.671	311.2	1:40.349		51	32.341	114.9	29.142	119.7	38.696		313.0	1:40.179	
22		32.456	112.1	28.991	126.0	38.721	312.1	1:40.168		52	33.570	105.5	30.393	118.8	Pit In		306.8	1:50.904	
23		32.937	103.8	29.131	122.4	38.848	312.1	1:40.916		53	Pit Out	103.1	29.535	115.8	38.987			8:20.070	
24		32.861	107.4	29.055	122.9	38.805	308.6	1:40.721		54	32.556	106.7	28.890	123.4	38.678		313.0	1:40.124	
25		32.676	104.5	29.010	121.5	38.730	314.0	1:40.416		55	32.606	106.0	<u>28.786</u>	120.9	38.686		<u>316.7</u>	1:40.078	
26		32.763	103.1	28.842	122.6	38.840	311.2	1:40.445		56	32.424	111.6	29.035	120.1	38.727		313.0	1:40.186	
27		32.653	103.4	28.841	124.6	38.782	314.9	1:40.276		57	35.715	100.4	31.045	118.2	Pit In		312.1	1:57.432	
28		33.198	107.7	29.688	117.1	Pit In	310.3	1:49.970		58	Pit Out	100.7	32.047	117.4	Pit In			2:31.143	
29	Pit Out	100.6	29.538	119.7	38.940			42:10.725		59	Pit Out	103.2	32.097	114.0	Pit In			2:27.666	
30		32.648	109.0	29.011	124.4	38.653	306.8	1:40.312		60									

3 R. de ROSA									DUCATI										
lap	Sect-1	Speed	Sect-2	Speed	Sect-3	Speed	TopSpeed	laptime	pit	lap	Sect-1	Speed	Sect-2	Speed	Sect-3	Speed	Topspeed	laptime	pit
1	Pit Out	86.7	35.951	107.6	Pit In			2:25.185		32	Pit Out	94.6	32.969	122.0	43.901			32:58.443	
2	Pit Out	98.0	34.510	111.7	49.716			7:13.634		33	34.726	110.8	30.505	121.6	40.582		272.7	1:45.813	
3		37.730	93.5	31.775	115.3	42.229	246.0	1:51.734		34	34.693	102.1	35.675	117.1	40.773		274.1	1:51.141	
4		36.444	97.0	31.000	119.9	41.604	264.7	1:49.048		35	34.718	103.8	30.176	121.6	40.385		<u>283.5</u>	1:45.279	
5		35.828	99.0	30.825	118.8	41.190	266.0	1:47.843		36	34.655	101.7	29.953	121.2	40.405		272.7	1:45.013	
6		38.029	93.3	33.429	114.0	Pit In	264.7	2:08.093		37	42.330	103.1	34.131	112.0	Pit In		266.0	2:13.974	
7	Pit Out	92.5	37.436	106.8	43.607			27:14.614		38	Pit Out	108.7	33.419	114.3	41.770			33:01.834	
8		35.919	98.2	30.573	120.5	41.000	263.4	1:47.492		39	34.815	101.8	30.016	121.6	40.356		271.4	1:45.187	
9		35.461	96.8	30.309	118.3	40.804	266.7	1:46.574		40	34.606	105.2	29.924	120.7	40.221		271.4	1:44.751	
10		35.289	98.0	30.273	120.0	40.596	266.0	1:46.158		41	34.604	110.2	35.713	113.7	Pit In		271.4	2:03.177	
11		37.791	94.7	32.107	116.9	41.846	265.4	1:51.744		42	Pit Out	95.0	31.284	119.6	40.751			16:39.257	
12		35.152	100.7	30.094	121.8	40.508	264.7	1:45.754		43	34.517	106.6	29.645	126.2	<u>39.768</u>		271.4	1:43.930	
13		38.669	100.4	32.795	112.3	Pit In	264.7	2:11.187		44	34.368	105.8	29.539	<u>128.3</u>	47.317		272.7	1:51.224	
14	Pit Out	87.4	34.005	116.8	43.843			31:12.616		45	35.376	95.2	34.281	118.4	Pit In			2:05.616	
15		37.154	96.6	30.844	120.1	41.184	249.4	1:49.182		46	Pit Out	102.2	30.915	121.1	51.510			13:06.304	
16		35.638	98.9	30.717	119.2	41.092	266.0	1:47.447		47	34.466	107.0	29.686	126.0	40.261		273.4	1:44.413	
17		35.211	106.0	30.314	118.2	40.652	266.0	1:46.177		48	34.675	102.8	29.772	121.9	40.097		270.7	1:44.544	



Feel Racing Tests

Feel Racing Racing Portimão Test
31 January - 1 February 2023
Laps and Sector Times - 31-01-2023
Autodromo Internacional Algarve - 4592 mtr.

18	44.037	93.5	33.611	115.6	Pit In	264.7	2:17.638	49	34.440	103.9	29.758	125.4	40.113	271.4	1:44.311
19	Pit Out	93.8	31.774	119.7	41.186		28:32.049	50	43.781	107.9	31.097	108.1	Pit In	257.8	2:09.936
20	35.003	98.9	30.091	123.1	40.270	267.3	1:45.364	51	Pit Out	<u>127.7</u>	36.522	120.8	40.325		24:05.188
21	34.704	103.3	29.892	125.0	40.076	268.7	1:44.672	52	34.302	106.1	29.630	124.4	40.144	277.6	1:44.076
22	34.543	106.6	29.772	124.3	40.004	268.7	1:44.319	53	34.374	105.1	29.614	124.6	40.024	272.7	1:44.012
23	34.819	103.3	29.944	120.7	40.301	268.7	1:45.064	54	34.349	106.2	29.830	122.7	40.232	271.4	1:44.411
24	34.645	102.3	29.680	123.3	40.227	267.3	1:44.552	55	42.489	98.3	33.449	114.3	Pit In	268.0	2:13.463
25	43.419	99.2	32.574	111.5	Pit In	257.8	2:18.001	56	Pit Out	95.6	31.348	118.8	40.794		10:17.160
26	Pit Out	97.5	32.181	120.5	43.365		23:51.501	57	34.600	105.2	<u>29.443</u>	123.4	39.835	270.7	1:43.878
27	34.857	113.6	30.968	120.5	40.498	265.4	1:46.323	58	<u>34.258</u>	107.2	29.670	120.3	39.857	271.4	<u>1:43.785</u>
28	34.819	106.0	29.860	122.2	40.170	265.4	1:44.849	59	39.321	104.8	34.009	115.6	40.859	272.0	1:54.189
29	34.801	104.8	29.891	123.9	41.020	267.3	1:45.712	60	34.313	107.7	29.594	125.4	40.053	272.0	1:43.960
30	34.720	108.2	30.097	122.4	40.778	266.7	1:45.595	61	38.909	97.6	33.840	111.3	Pit In	255.3	2:08.931
31	43.156	100.0	33.546	117.3	Pit In	260.9	2:15.646	62							

5 P. OETTL - 1										DUCATI									
lap	Sect-1	Speed	Sect-2	Speed	Sect-3	Speed	TopSpeed	laptime	pit	lap	Sect-1	Speed	Sect-2	Speed	Sect-3	Speed	Topspeed	laptime	pit
1	Pit Out	104.7	30.327	122.3	39.859			1:46.333		31	41.096	99.4	30.965	116.8	Pit In		283.5	2:11.670	
2	33.588	106.1	29.527	121.6	39.543		305.9	1:42.658		32	Pit Out	104.2	29.562	117.3	39.395			19:37.395	
3	33.054	109.8	30.118	123.3	39.685		308.6	1:42.857		33	32.859	106.3	29.058	122.7	39.341		314.0	1:41.258	
4	37.471	107.5	29.567	119.5	39.438		309.5	1:46.476		34	33.207	109.0	29.346	118.0	39.345		314.0	1:41.898	
5	33.159	112.1	29.407	121.3	39.539		307.7	1:42.105		35	33.140	107.1	29.421	120.9	39.379		305.9	1:41.940	
6	33.250	106.6	29.208	121.9	39.777		307.7	1:42.235		36	32.984	105.8	29.307	118.7	39.477		307.7	1:41.768	
7	34.551	103.9	30.978	116.9	Pit In		279.1	2:00.173		37	33.037	107.9	29.320	118.7	39.508		310.3	1:41.865	
8	Pit Out	100.8	32.218	118.4	40.138			23:03.698		38	33.064	106.7	29.438	120.3	39.557		310.3	1:42.059	
9	33.750	105.1	29.600	121.3	39.735		303.4	1:43.085		39	36.527	103.9	29.590	116.5	39.996		310.3	1:46.113	
10	33.140	108.7	29.362	123.9	39.659		306.8	1:42.161		40	33.143	108.0	29.217	122.0	39.610		310.3	1:41.970	
11	33.258	107.1	29.349	121.6	39.821		305.9	1:42.428		41	41.080	99.3	30.707	116.5	Pit In		279.8	2:09.146	
12	33.918	107.4	29.396	121.8	39.693		309.5	1:43.007		42	Pit Out	108.0	29.229	122.3	39.235			28:39.447	
13	33.316	104.9	29.345	123.6	39.758		308.6	1:42.419		43	<u>32.759</u>	107.7	<u>28.996</u>	123.0	<u>39.091</u>		313.0	<u>1:40.846</u>	
14	33.301	105.8	29.423	124.6	39.658		308.6	1:42.382		44	32.772	112.6	29.335	122.7	39.351		312.1	1:41.458	
15	42.214	87.9	30.478	120.3	Pit In		264.1	2:09.292		45	32.925	108.5	29.272	119.2	39.545		313.0	1:41.742	
16	Pit Out	105.1	29.400	124.1	39.814			20:29.178		46	42.366	100.2	30.795	112.5	Pit In		272.0	2:08.063	
17	32.948	111.3	29.011	125.3	39.299		303.4	1:41.258		47	Pit Out	106.1	33.816	117.1	40.368			20:31.715	
18	32.899	110.1	29.650	118.0	Pit In		311.2	1:57.185		48	33.386	109.0	29.560	120.1	39.986		309.5	1:42.932	
19	Pit Out	107.1	29.734	119.6	39.957			19:19.299		49	33.279	106.8	29.465	120.3	39.825		311.2	1:42.569	
20	33.171	108.7	29.461	117.9	39.926		307.7	1:42.558		50	33.234	107.2	29.585	120.5	39.796		310.3	1:42.615	
21	32.787	<u>118.9</u>	29.900	120.4	39.685		310.3	1:42.372		51	40.207	99.6	30.713	117.8	Pit In		295.1	2:07.338	
22	33.257	108.5	29.349	115.9	39.757		306.8	1:42.363		52	Pit Out	108.0	29.814	115.9	42.946			13:34.684	
23	33.206	109.5	29.417	123.4	39.601		306.8	1:42.224		53	32.765	117.9	29.867	121.6	39.421		309.5	1:42.053	
24	33.095	108.9	29.429	120.9	39.714		307.7	1:42.238		54	32.792	112.4	29.490	<u>126.0</u>	39.331		305.9	1:41.613	
25	38.470	99.5	30.409	116.3	Pit In		270.7	2:03.894		55	32.869	110.7	29.539	122.6	39.356		308.6	1:41.764	
26	Pit Out	102.7	30.251	118.0	40.410			1:19:43.490		56	40.200	100.0	30.326	120.7	39.589		<u>314.9</u>	1:50.115	
27	33.739	104.5	29.845	121.3	40.116		307.7	1:43.700		57	33.005	107.4	29.073	123.0	39.408		306.8	1:41.486	
28	35.446	103.6	29.903	117.3	40.027		264.1	1:45.376		58	33.068	106.5	29.167	120.3	39.432		312.1	1:41.667	
29	33.408	106.7	30.126	118.8	45.140		309.5	1:48.674		59	36.257	99.7	31.099	117.9	Pit In		274.1	2:04.898	
30	33.661	105.0	29.718	118.4	40.017		303.4	1:43.396		60	Pit Out	82.8	34.949	108.1	Pit In			15:45.001	

5 P. OETLL - 3										DUCATI									
lap	Sect-1	Speed	Sect-2	Speed	Sect-3	Speed	TopSpeed	laptime	pit	lap	Sect-1	Speed	Sect-2	Speed	Sect-3	Speed	Topspeed	laptime	pit
1	Pit Out	108.5	31.475	117.3	40.833			1:47.802		11	33.701	105.5	29.443	124.6	40.045		303.4	1:43.189	
2	34.299	106.4	30.081	123.7	40.225		300.0	1:44.605		12	33.618	108.4	29.566	121.8	40.012		305.9	1:43.196	
3	33.703	105.6	29.619	121.3	39.743		301.7	1:43.065		13	36.218	107.0	31.996	112.1	Pit In		241.6	2:02.548	
4	33.473	<u>117.3</u>	30.003	124.0	39.710		300.0	1:43.186		14	Pit Out	104.2	30.243	120.9	40.423			21:05.088	
5	33.365	105.8	30.206	122.6	39.763		305.9	1:43.334		15	33.648	116.9	44.700	121.3	40.416		299.2	1:58.764	
6	35.712	105.7	29.486	122.0	<u>39.677</u>		<u>306.8</u>	1:44.875		16	33.839	105.2	29.633	123.4	40.080		293.5	1:43.552	
7	<u>33.307</u>	109.9	<u>29.298</u>	123.4	39.812		304.2	<u>1:42.417</u>		17	33.477	107.4	29.654	122.9	39.967		305.1	1:43.098	
8	36.091	101.2	30.526	116.0	Pit In		266.7	2:02.573		18	36.127	105.4	30.979	119.2	Pit In		270.7	2:01.610	
9	Pit Out	106.2	30.664	119.2	40.257			13:07.268		19	Pit Out	102.5	35.418	118.0	Pit In			1:47:08.966	
10	33.808	107.6	29.972	<u>125.7</u>	40.156		300.0	1:43.936		20	Pit Out	100.3	32.825	113.3	Pit In			2:50.429	

7 I. LECUONA - 1										HONDA									
lap	Sect-1	Speed	Sect-2	Speed	Sect-3	Speed	TopSpeed	laptime	pit	lap	Sect-1	Speed	Sect-2	Speed	Sect-3	Speed	Topspeed	laptime	pit
1	Pit Out	101.0	29.887	119.3	39.502			1:45.153		13	33.157	106.9	29.184	124.7	38.901		311.2	1:41.242	
2	33.407	104.9	29.314	124.0	39.121		306.8	1:41.842		14	<u>32.828</u>	107.6	<u>29.082</u>	127.5	38.949		314.0	<u>1:40.859</u>	
3	32.937	<u>115.4</u>	29.676	127.2	39.055		310.3	1:41.668		15	38.009	86.8	34.922	105.2	Pit In		247.1	2:13.661	
4	33.249	105.2	29.444	<u>128.1</u>	48.555		312.1	1:51.248		16	Pit Out	93.7	30.338	121.5	39.639			15:36.399	
5	32.963	108.1	29.414	124.3	39.133		314.0	1:41.510		17	33.225	103.6	29.451	119.6	40.023		314.0	1:42.699	



Feel Racing Tests

Feel Racing Racing Portimão Test

31 January - 1 February 2023

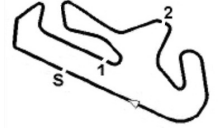
Laps and Sector Times - 31-01-2023

Autodromo Internacional Algarve - 4592 mtr.

6	32.883	107.7	29.288	125.7	<u>38.870</u>	<u>314.9</u>	1:41.041	18	33.031	108.8	29.140	127.4	39.318	311.2	1:41.489
7	38.619	100.7	30.222	126.8	Pit In	227.4	1:57.559	19	32.933	110.2	29.414	117.5	39.111	312.1	1:41.458
8	Pit Out	107.8	31.219	121.1	39.946		40:58.349	20	35.395	98.5	30.366	124.0	Pit In	295.9	1:55.794
9	33.228	107.7	29.314	127.5	39.164	309.5	1:41.706	21	Pit Out	97.6	30.870	120.7	40.168		1:00:45.331
10	33.218	106.8	29.308	118.7	39.345	314.0	1:41.871	22	33.310	101.3	29.332	121.1	39.276	310.3	1:41.918
11	33.167	109.1	29.485	126.6	Pit In	310.3	1:58.469	23	35.836	103.3	29.434	125.0	Pit In	313.0	1:54.932
12	Pit Out	103.6	29.726	122.4	39.272		19:35.007	24							

7 I. LECUONA - 2										HONDA									
lap	Sect-1	Speed	Sect-2	Speed	Sect-3	Speed	TopSpeed	laptime	pit	lap	Sect-1	Speed	Sect-2	Speed	Sect-3	Speed	Topspeed	laptime	pit
1	Pit Out	87.7	31.606	120.3	40.797			1:50.991		25	Pit Out	100.9	30.161	121.6	39.695			9:45.798	
2	34.319	107.9	30.252	123.1	39.845		281.3	1:44.416		26	33.087	104.8	29.148	124.4	38.966		306.8	1:41.201	
3	34.013	103.6	29.945	128.4	40.754		294.3	1:44.712		27	32.934	106.5	29.301	115.8	39.105		310.3	1:41.340	
4	33.306	109.6	30.093	124.3	39.812		308.6	1:43.211		28	32.957	105.9	29.254	123.4	39.031		313.0	1:41.242	
5	33.714	95.7	29.852	124.0	39.422		310.3	1:42.988		29	33.110	105.4	29.907	119.6	Pit In		310.3	1:53.752	
6	35.402	96.9	30.507	119.2	Pit In		307.7	1:56.004		30	Pit Out	99.4	30.120	126.5	40.032			1:13:06.132	
7	Pit Out	99.8	30.140	116.5	39.987			19:31.459		31	34.190	103.7	29.469	123.9	39.521		283.5	1:43.180	
8	33.617	101.7	29.970	122.7	39.575		309.5	1:43.162		32	33.049	106.9	29.493	119.6	39.422		308.6	1:41.964	
9	33.397	106.3	29.523	126.5	39.180		310.3	1:42.100		33	33.397	108.8	29.562	121.2	39.423		291.1	1:42.382	
10	33.209	110.2	29.604	<u>129.7</u>	Pit In		311.2	1:52.577		34	33.082	108.1	29.664	119.9	Pit In		307.7	1:52.994	
11	Pit Out	101.0	30.112	119.3	39.927			13:42.234		35	Pit Out	103.6	29.657	123.4	39.271			9:01.642	
12	33.151	<u>116.4</u>	33.581	123.1	39.972		310.3	1:46.704		36	33.487	107.4	29.145	127.1	38.875		297.5	1:41.507	
13	33.355	104.5	29.470	124.6	39.323		313.0	1:42.148		37	32.887	105.2	28.989	119.2	38.744		312.1	1:40.620	
14	33.366	106.3	29.379	119.9	39.205		314.0	1:41.950		38	32.745	112.7	29.237	122.3	39.095		309.5	1:41.077	
15	33.092	109.2	29.506	119.7	39.291		311.2	1:41.889		39	32.852	107.6	29.211	122.0	39.007		314.0	1:41.070	
16	35.602	98.5	30.518	122.0	Pit In		307.7	1:55.121		40	33.002	105.5	30.414	120.7	Pit In		312.1	1:53.432	
17	Pit Out	100.3	29.897	121.2	39.405			52:10.531		41	Pit Out	105.1	30.059	124.4	39.704			14:05.049	
18	33.066	110.7	29.339	121.6	39.119		308.6	1:41.524		42	33.293	109.2	29.650	123.4	39.605		310.3	1:42.548	
19	32.833	113.6	29.385	119.9	39.216		311.2	1:41.434		43	33.186	105.6	29.457	125.0	Pit In		311.2	1:52.972	
20	32.818	111.1	31.169	122.4	Pit In		<u>316.7</u>	1:52.989		44	Pit Out	108.8	29.865	126.6	39.444			5:07.983	
21	Pit Out	99.7	30.150	124.0	39.704			2:23:27.779		45	32.886	108.3	<u>28.969</u>	126.0	<u>38.726</u>		310.3	<u>1:40.581</u>	
22	36.411	104.2	29.409	119.5	39.231		314.9	1:45.051		46	<u>32.709</u>	111.5	29.141	122.4	38.875		309.5	1:40.725	
23	33.432	105.8	29.371	121.2	39.193		314.0	1:41.996		47	32.844	105.6	29.138	124.7	Pit In		314.9	1:50.720	
24	33.108	108.9	29.439	122.3	Pit In		305.9	1:52.619		48									

9 J. NAVARRO										YAMAHA									
lap	Sect-1	Speed	Sect-2	Speed	Sect-3	Speed	TopSpeed	laptime	pit	lap	Sect-1	Speed	Sect-2	Speed	Sect-3	Speed	Topspeed	laptime	pit
1	Pit Out	74.5	38.705	100.0	48.115			2:15.582		33	39.527	89.0	34.078	111.5	Pit In		231.8	2:13.469	
2	40.160	84.6	34.534	108.8	45.089		228.3	1:59.783		34	Pit Out	89.9	32.374	108.5	42.393			1:35:18.402	
3	38.701	86.8	33.528	105.7	43.597		250.6	1:55.826		35	36.194	94.0	31.465	111.0	41.930		270.0	1:49.589	
4	40.928	83.9	35.395	105.0	Pit In		217.7	2:18.624		36	35.789	96.9	34.793	112.1	Pit In		270.0	2:09.353	
5	Pit Out	82.4	34.141	102.4	44.097			12:55.826		37	Pit Out	82.9	33.329	108.5	42.590			18:08.271	
6	38.196	87.7	32.950	106.6	43.367		254.7	1:54.513		38	36.052	93.9	31.291	113.4	41.955		266.0	1:49.298	
7	37.446	90.7	32.302	107.0	42.606		259.0	1:52.354		39	35.952	97.7	31.188	113.1	41.726		266.0	1:48.866	
8	37.384	89.2	32.374	110.2	42.538		265.4	1:52.296		40	35.690	95.2	30.945	111.7	41.811		269.3	1:48.446	
9	37.426	92.5	31.931	107.5	42.159		264.1	1:51.516		41	35.518	99.8	31.229	110.4	Pit In		268.0	2:02.553	
10	36.610	92.8	31.556	110.4	42.050		265.4	1:50.216		42	Pit Out	84.8	37.309	105.3	42.378			24:16.514	
11	36.333	93.0	31.519	109.3	41.908		266.7	1:49.760		43	35.976	93.8	31.168	109.5	41.228		269.3	1:48.372	
12	38.701	87.6	33.070	110.3	Pit In		266.0	2:09.993		44	35.500	95.7	30.896	108.5	40.991		270.0	1:47.387	
13	Pit Out	80.2	34.843	108.9	42.964			14:39.617		45	35.541	94.2	30.812	110.4	41.037		<u>271.4</u>	1:47.390	
14	37.032	91.2	32.012	113.0	42.224		264.7	1:51.268		46	35.310	94.8	30.688	110.3	40.796		269.3	1:46.794	
15	36.223	98.5	32.400	105.4	42.150		268.7	1:50.773		47	35.200	97.9	30.468	114.8	40.672		270.7	1:46.340	
16	38.575	89.4	31.857	108.4	42.139		266.0	1:52.571		48	35.073	97.9	30.416	113.0	40.795		269.3	1:46.284	
17	36.306	92.5	31.387	110.7	41.967		266.7	1:49.660		49	<u>35.029</u>	99.4	30.527	112.4	40.826		270.0	1:46.382	
18	36.273	93.8	31.352	110.8	41.871		266.0	1:49.496		50	38.068	94.5	33.527	103.8	Pit In		270.7	2:10.730	
19	36.112	94.7	31.346	111.1	41.899		266.7	1:49.357		51	Pit Out	91.1	31.865	109.6	41.613			20:19.029	
20	38.316	90.6	32.658	111.9	Pit In		265.4	2:10.878		52	35.457	96.3	30.932	111.7	41.258		268.0	1:47.647	
21	Pit Out	82.0	33.772	109.5	42.770			17:20.636		53	35.432	95.9	30.763	110.5	41.248		269.3	1:47.443	
22	36.410	94.3	31.091	113.9	41.492		263.4	1:48.993		54	35.233	101.7	30.855	110.0	41.229		268.7	1:47.317	
23	35.744	95.4	30.888	111.2	41.632		266.7	1:48.264		55	35.359	95.9	30.628	113.0	41.128		<u>271.4</u>	1:47.115	
24	35.797	96.0	30.944	110.2	41.208		270.0	1:47.949		56	35.341	95.2	30.713	111.0	41.182		270.0	1:47.236	
25	35.588	95.5	30.746	109.0	41.343		266.0	1:47.677		57	35.290	98.3	32.372	109.4	Pit In		268.7	2:06.035	
26	35.529	95.1	30.980	110.0	41.257		266.7	1:47.766		58	Pit Out	87.2	31.907	105.6	44.580			32:36.799	
27	35.270	99.0	30.861	112.5	41.053		266.7	1:47.184		59	35.223	98.5	31.239	111.3	40.945		268.7	1:47.407	
28	37.310	94.5	38.664	112.0	Pit In		264.7	2:11.800		60	35.225	96.8	30.477	115.0	<u>40.399</u>		270.0	1:46.101	
29	Pit Out	87.1	32.288	109.8	42.307			32:51.359		61	35.068	97.8	30.465	<u>115.9</u>	40.607		269.3	1:46.140	
30	35.712	<u>102.0</u>	31.869	112.4	41.836		266.7	1:49.417		62	35.054	98.5	<u>30.372</u>	113.2	40.670		269.3	<u>1:46.096</u>	
31	35.668	95.8	30.881	110.5	41.283		267.3	1:47.832		63	38.558	88.9	36.014	79.5	Pit In		270.0	2:12.678	



Feel Racing Tests

Feel Racing Racing Portimão Test
Laps and Sector Times - 31-01-2023

31 January - 1 February 2023
Autodromo Internacional Algarve - 4592 mtr.

32	35.588	97.0	30.778	111.3	41.473	266.7	1:47.839	64											
----	--------	------	--------	-------	--------	-------	----------	----	--	--	--	--	--	--	--	--	--	--	--

9 D. PETRUCCI - 2										DUCATI									
lap	Sect-1	Speed	Sect-2	Speed	Sect-3	Speed	TopSpeed	laptime	pit	lap	Sect-1	Speed	Sect-2	Speed	Sect-3	Speed	Topspeed	laptime	pit
1	Pit Out	97.6	31.344	117.5	41.581					34	33.004	105.7	29.327	120.9	39.643		308.6	1:41.974	
2		33.981	110.0	30.047	122.3	39.998	294.3	1:44.026		35	33.265	105.6	29.432	124.4	39.566		308.6	1:42.263	
3		33.474	103.7	29.633	123.3	39.846	303.4	1:42.953		36	39.432	100.5	32.049	114.5	Pit In		311.2	2:05.133	
4		33.536	106.6	29.608	124.6	39.575	306.8	1:42.719		37	Pit Out	104.3	29.775	118.8	39.481			19:14.172	
5		33.305	105.4	29.382	123.1	39.457	303.4	1:42.144		38	<u>32.834</u>	108.2	29.539	115.9	40.676		314.9	1:43.049	
6		33.267	105.9	29.515	123.9	Pit In	302.5	2:03.231		39	33.014	105.7	30.317	121.1	39.880		313.0	1:43.211	
7	Pit Out	98.7	30.056	122.9	40.012			26:08.052		40	37.059	89.7	31.997	117.5	40.690		312.1	1:49.746	
8		33.262	103.0	29.275	<u>125.7</u>	39.736	314.0	1:42.273		41	32.990	104.5	29.862	118.8	40.315		311.2	1:43.167	
9		33.268	106.9	29.571	118.8	39.442	312.1	1:42.281		42	32.988	105.2	29.295	121.6	39.309		313.0	1:41.592	
10		33.280	105.4	30.848	115.1	Pit In	310.3	1:55.048		43	32.980	105.0	29.299	120.4	39.523		311.2	1:41.802	
11	Pit Out	102.9	30.007	121.3	39.920			24:11.211		44	38.328	95.8	33.314	112.7	Pit In		305.1	2:05.502	
12		33.314	103.8	29.489	123.3	39.467	305.9	1:42.270		45	Pit Out	101.5	30.219	116.8	40.010			36:12.020	
13		33.367	104.9	29.304	122.7	39.553	306.8	1:42.224		46	33.341	101.3	29.413	118.2	39.905		310.3	1:42.659	
14		33.044	104.8	29.423	123.4	39.532	314.9	1:41.999		47	33.406	103.2	29.682	118.8	39.889		310.3	1:42.977	
15		33.073	111.0	33.673	112.4	Pit In	310.3	1:59.196		48	34.093	102.2	33.341	119.1	39.852		305.1	1:47.286	
16	Pit Out	98.5	30.091	117.9	39.861			20:09.782		49	33.282	105.2	29.486	120.5	39.646		304.2	1:42.414	
17		33.111	102.8	<u>29.091</u>	123.1	39.405	310.3	1:41.607		50	33.218	105.1	29.497	119.2	39.630		306.8	1:42.345	
18		33.099	105.7	30.144	120.8	40.586	308.6	1:43.829		51	33.174	106.6	29.381	117.6	39.650		309.5	1:42.205	
19		33.150	105.0	29.259	124.3	39.331	309.5	1:41.740		52	36.323	103.6	33.830	115.6	39.541		299.2	1:49.694	
20		33.057	105.7	29.224	124.1	39.467	305.9	1:41.748		53	33.008	104.9	30.806	115.1	Pit In		312.1	1:58.620	
21		33.137	106.5	33.770	116.6	Pit In	306.8	2:01.102		54	Pit Out	103.6	30.179	117.5	40.904			36:11.447	
22	Pit Out	101.4	30.347	120.5	39.816			17:25.860		55	32.906	106.6	29.262	120.8	39.272		312.1	1:41.440	
23		33.132	105.8	30.044	124.7	41.744	311.2	1:44.920		56	32.862	105.6	29.208	122.0	<u>39.251</u>		312.1	<u>1:41.321</u>	
24		33.155	<u>116.8</u>	31.533	117.6	39.963	309.5	1:44.651		57	32.986	103.9	29.159	120.9	39.269		314.9	1:41.414	
25		33.335	103.8	29.419	124.4	39.532	305.9	1:42.286		58	33.089	104.1	36.554	109.9	Pit In		312.1	2:05.608	
26		33.249	103.5	29.325	121.9	39.554	312.1	1:42.128		59	Pit Out	108.9	33.931	114.9	42.142			15:36.942	
27		33.174	105.4	29.443	124.7	39.781	312.1	1:42.398		60	33.006	109.9	29.444	119.5	40.750		<u>315.8</u>	1:43.200	
28		40.137	96.8	37.102	84.0	Pit In	268.0	2:12.345		61	33.065	105.6	29.273	118.2	39.566		309.5	1:41.904	
29	Pit Out	98.9	30.693	116.4	40.509			1:02:09.816		62	36.193	106.7	30.502	119.5	40.255		312.1	1:46.950	
30		33.272	104.0	29.340	123.0	39.544	308.6	1:42.156		63	33.144	105.0	29.390	121.8	39.619		312.1	1:42.153	
31		33.109	102.8	29.602	123.4	39.706	306.8	1:42.417		64	41.203	101.4	29.416	116.6	39.575		274.8	1:50.194	
32		33.147	106.4	29.479	118.6	39.624	305.9	1:42.250		65	35.300	101.9	31.681	120.9	Pit In		311.2	2:00.433	
33		33.270	103.7	29.486	118.9	39.536	306.8	1:42.292		66									

11 N. BULEGA - 1										DUCATI									
lap	Sect-1	Speed	Sect-2	Speed	Sect-3	Speed	TopSpeed	laptime	pit	lap	Sect-1	Speed	Sect-2	Speed	Sect-3	Speed	Topspeed	laptime	pit
1	Pit Out	92.5	32.180	118.3	41.727					39	35.202	103.1	30.004	120.7	Pit In		272.0	2:03.139	
2		35.431	97.4	30.838	<u>126.0</u>	40.989	274.8	1:47.258		40	Pit Out	95.3	30.601	120.0	40.883			1:07:26.769	
3		35.057	97.5	30.353	120.1	40.751	272.7	1:46.161		41	34.498	102.5	29.852	121.1	40.533		276.9	1:44.883	
4		34.847	100.7	30.108	116.6	40.593	273.4	1:45.548		42	34.433	100.9	29.830	120.3	40.451		278.4	1:44.714	
5		34.779	101.7	30.055	121.2	40.611	275.5	1:45.445		43	34.408	99.5	29.864	118.3	40.399		279.8	1:44.671	
6		34.595	101.3	29.959	119.5	40.581	274.8	1:45.135		44	34.494	101.9	29.588	124.7	40.287		<u>280.5</u>	1:44.369	
7		34.217	109.2	30.191	118.0	40.328	272.7	1:44.736		45	34.123	106.8	29.947	119.9	40.214		<u>279.1</u>	1:44.284	
8		36.303	93.7	31.732	112.5	Pit In	264.7	2:03.295		46	34.303	103.4	29.698	120.8	40.188		278.4	1:44.189	
9	Pit Out	100.5	30.493	118.9	40.730			12:29.624		47	34.216	105.0	29.754	121.8	40.205		277.6	1:44.175	
10		35.088	101.6	30.124	119.7	40.741	276.9	1:45.953		48	34.124	108.1	29.785	120.8	40.223		277.6	1:44.132	
11		34.704	104.2	30.127	118.0	40.861	274.1	1:45.692		49	34.138	106.2	29.761	118.2	40.235		275.5	1:44.134	
12		34.644	103.1	30.108	114.9	40.723	272.0	1:45.475		50	34.321	103.3	29.706	119.3	40.313		277.6	1:44.340	
13		34.534	102.9	30.119	115.1	40.826	274.1	1:45.479		51	35.943	96.6	31.460	114.6	Pit In		276.9	2:01.822	
14		34.620	106.8	30.077	123.6	40.936	274.1	1:45.633		52	Pit Out	100.8	30.720	119.1	40.605			13:36.486	
15		34.767	105.1	30.227	119.5	40.836	272.0	1:45.830		53	<u>33.967</u>	107.9	<u>29.427</u>	121.8	<u>39.888</u>		276.9	<u>1:43.282</u>	
16		38.711	94.3	38.612	114.5	Pit In	273.4	2:16.667		54	34.025	104.1	29.605	119.7	39.987		278.4	1:43.617	
17	Pit Out	93.0	35.119	123.7	40.581			20:34.898		55	34.093	104.0	29.557	118.9	40.148		278.4	1:43.798	
18		34.521	104.9	29.669	125.9	40.178	274.8	1:44.368		56	34.207	103.4	29.669	118.4	40.315		278.4	1:44.191	
19		34.469	104.3	29.804	120.8	40.338	275.5	1:44.611		57	37.783	94.9	31.804	112.5	Pit In		277.6	2:01.591	
20		34.495	104.5	29.859	114.3	40.354	279.1	1:44.708		58	Pit Out	101.3	30.131	121.9	40.699			9:32.423	
21		34.537	103.3	29.801	120.5	40.283	276.2	1:44.621		59	34.374	103.3	29.945	118.4	40.428		277.6	1:44.747	
22		34.267	104.9	29.831	120.3	40.257	274.1	1:44.355		60	34.436	105.3	29.990	119.7	40.514		276.9	1:44.940	
23		34.356	105.1	29.688	120.4	40.317	272.7	1:44.361		61	34.415	103.7	29.916	118.8	40.553		279.1	1:44.884	
24		34.350	105.4	29.784	116.3	40.373	274.1	1:44.507		62	34.557	104.2	30.058	119.3	40.601		276.9	1:45.216	
25		34.282	105.7	29.665	117.8	40.293	276.2	1:44.240		63	37.020	96.0	31.980	115.3	Pit In		276.9	2:07.152	
26		34.280	108.5	29.886	122.4	40.427	274.1	1:44.593		64	Pit Out	98.9	30.361	120.9	40.570			22:35.884	
27		34.403	105.4	29.802	121.1	40.564	273.4	1:44.769		65	34.238	105.7	29.880	120.7	40.344		276.9	1:44.462	
28		34.614	104.4	32.639	115.6	Pit In	273.4	2:07.477		66	34.539	104.0	29.748	120.4	40.189		278.4	1:44.476	



Feel Racing Tests

Feel Racing Racing Portimão Test

31 January - 1 February 2023

Laps and Sector Times - 31-01-2023

Autodromo Internacional Algarve - 4592 mtr.

29	Pit Out	100.1	30.402	119.6	40.824		23:17.099	67	34.255	104.3	30.002	118.6	40.322	276.9	1:44.579
30	34.548	101.9	30.008	120.3	40.507	274.1	1:45.063	68	34.471	101.9	29.825	120.4	40.304	276.9	1:44.600
31	34.459	103.7	29.972	120.1	40.698	274.8	1:45.129	69	34.256	103.3	29.652	121.1	40.331	277.6	1:44.239
32	34.458	105.2	30.033	118.4	40.775	275.5	1:45.266	70	34.271	103.4	29.808	120.7	40.312	276.9	1:44.391
33	34.295	109.1	30.323	119.9	40.653	274.1	1:45.271	71	34.270	104.9	29.793	121.1	40.397	276.9	1:44.460
34	34.460	107.2	30.064	122.6	40.640	275.5	1:45.164	72	34.231	103.9	29.696	122.0	40.455	277.6	1:44.382
35	34.418	104.4	30.166	119.7	40.549	275.5	1:45.133	73	34.473	103.4	39.442	115.6	Pit In	278.4	2:09.656
36	39.043	88.1	34.036	101.4	Pit In	240.0	2:17.399	74	Pit Out	101.4	30.424	122.4	40.584		15:39.819
37	Pit Out	92.3	30.657	117.4	40.908		15:56.805	75	34.481	103.9	31.148	118.7	Pit In	277.6	2:00.358
38	34.668	<u>109.8</u>	30.860	120.7	45.162	272.7	1:50.690	76							

20 F. MARINO										KAWASAKI									
lap	Sect-1	Speed	Sect-2	Speed	Sect-3	Speed	TopSpeed	laptime	pit	lap	Sect-1	Speed	Sect-2	Speed	Sect-3	Speed	Topspeed	laptime	pit
1	Pit Out	96.2	32.382	109.8	42.143			1:59.627		24	33.897	107.4	30.232	118.7	39.951		297.5	1:44.080	
2	34.827	99.3	30.743	120.1	40.729		293.5	1:46.299		25	35.400	93.3	32.067	108.4	Pit In		296.7	2:04.623	
3	34.315	107.0	30.867	119.6	40.425		285.0	1:45.607		26	Pit Out	99.8	30.493	116.1	40.414			10:26.656	
4	33.968	109.4	30.503	116.9	40.540		298.3	1:45.011		27	33.722	103.7	29.773	122.9	39.914		301.7	1:43.409	
5	34.390	101.6	30.217	119.3	40.610		300.8	1:45.217		28	33.633	111.2	30.134	122.6	39.973		300.0	1:43.740	
6	34.648	101.4	30.202	118.6	40.301		300.0	1:45.151		29	33.605	106.6	29.936	111.3	39.974		302.5	1:43.515	
7	34.165	100.7	30.003	118.0	40.356		300.0	1:44.524		30	33.910	102.7	30.196	116.8	40.472		292.7	1:44.578	
8	35.449	97.5	30.471	118.4	Pit In		299.2	1:58.876		31	33.767	105.2	30.139	121.2	40.054		288.8	1:43.960	
9	Pit Out	101.0	30.480	117.1	40.561			20:07.617		32	33.987	103.5	30.018	120.5	40.017		300.0	1:44.022	
10	34.497	100.4	30.345	121.9	40.451		295.9	1:45.293		33	33.722	111.6	34.172	118.7	Pit In		304.2	1:56.900	
11	33.848	105.9	30.784	111.7	40.443		303.4	1:45.075		34	Pit Out	97.7	32.101	118.4	40.426			30:23.221	
12	34.169	103.4	30.278	116.0	40.332		305.9	1:44.779		35	33.686	103.7	29.824	<u>123.6</u>	39.787		303.4	1:43.297	
13	34.081	105.2	30.260	119.1	40.484		303.4	1:44.825		36	33.465	111.0	29.970	117.3	39.588		300.8	1:43.023	
14	36.295	97.5	30.471	121.2	Pit In		297.5	1:56.905		37	33.668	102.6	29.696	122.7	39.614		301.7	1:42.978	
15	Pit Out	100.0	31.277	120.0	41.350			24:36.026		38	<u>33.435</u>	104.9	<u>29.637</u>	122.0	<u>39.552</u>		305.9	<u>1:42.624</u>	
16	34.767	98.5	30.780	121.3	40.948		296.7	1:46.495		39	34.642	104.8	31.541	110.4	Pit In		301.7	1:54.319	
17	35.958	93.7	31.522	111.6	Pit In		298.3	2:00.381		40	Pit Out	103.7	31.161	117.6	40.770			20:04.310	
18	Pit Out	101.9	31.015	122.4	46.873			10:01.022		41	33.638	105.3	29.710	116.9	39.803		300.8	1:43.151	
19	33.897	103.0	30.229	121.2	40.090		302.5	1:44.216		42	33.581	108.1	29.908	119.6	39.883		301.7	1:43.372	
20	33.787	106.0	29.846	123.1	40.013		302.5	1:43.646		43	36.899	102.0	30.353	117.3	41.740		305.1	1:48.992	
21	33.902	103.3	32.457	118.2	41.064		300.8	1:47.423		44	33.684	105.3	29.839	117.6	39.862		299.2	1:43.385	
22	33.647	<u>113.7</u>	30.638	122.4	Pit In		302.5	1:54.779		45	36.988	92.9	30.774	118.4	Pit In		<u>310.3</u>	2:01.406	
23	Pit Out	105.7	31.566	117.1	41.404			22:31.365		46									

21 M. RINALDI - 3										DUCATI									
lap	Sect-1	Speed	Sect-2	Speed	Sect-3	Speed	TopSpeed	laptime	pit	lap	Sect-1	Speed	Sect-2	Speed	Sect-3	Speed	Topspeed	laptime	pit
1	Pit Out	92.3	30.604	117.9	40.440			1:47.748		8	37.952	90.0	34.131	106.7	Pit In		269.3	2:06.754	
2	33.659	100.6	29.502	<u>123.9</u>	39.406		300.8	1:42.567		9	Pit Out	102.1	30.378	120.8	40.098			12:16.461	
3	33.505	99.2	29.393	120.4	39.404		309.5	1:42.302		10	33.296	103.3	<u>29.223</u>	120.1	39.537		309.5	1:42.056	
4	33.213	102.9	29.405	118.7	39.462		304.2	1:42.080		11	<u>33.043</u>	105.4	29.290	116.8	39.586		309.5	<u>1:41.919</u>	
5	33.258	103.7	29.400	116.1	<u>39.359</u>		310.3	1:42.017		12	33.297	105.7	29.282	120.9	42.314		<u>313.0</u>	1:44.893	
6	33.253	<u>108.0</u>	30.490	121.3	40.406		307.7	1:44.149		13	33.146	105.6	29.331	122.3	39.658		305.1	1:42.135	
7	33.052	103.0	29.825	120.8	39.732		308.6	1:42.609		14	37.030	96.3	32.175	115.4	Pit In		283.5	2:02.121	

21 M. RINALDI - 2										DUCATI									
lap	Sect-1	Speed	Sect-2	Speed	Sect-3	Speed	TopSpeed	laptime	pit	lap	Sect-1	Speed	Sect-2	Speed	Sect-3	Speed	Topspeed	laptime	pit
1	Pit Out	100.0	30.183	123.3	39.901			1:43.845		39	32.752	106.1	29.453	120.3	39.495		316.7	1:41.700	
2	33.223	101.7	29.067	122.4	38.864		307.7	1:41.154		40	32.776	101.8	29.398	114.2	39.457		314.9	1:41.631	
3	32.894	100.9	28.923	124.3	39.108		308.6	1:40.925		41	32.842	106.9	29.335	122.0	39.581		314.9	1:41.758	
4	32.871	103.1	28.912	<u>126.2</u>	38.852		306.8	1:40.635		42	39.831	96.3	31.164	116.4	Pit In		270.0	2:03.978	
5	33.522	104.1	31.299	116.9	Pit In		315.8	1:56.729		43	Pit Out	101.9	29.803	121.8	39.348			11:56.144	
6	Pit Out	98.7	29.931	117.4	40.613			18:54.603		44	32.479	106.1	28.929	121.8	38.916		316.7	1:40.324	
7	32.910	104.7	29.352	122.9	39.417		308.6	1:41.679		45	32.454	106.6	28.792	123.4	38.810		317.6	1:40.056	
8	33.016	101.7	29.947	113.0	39.431		305.1	1:42.394		46	32.487	108.1	28.844	122.0	38.730		314.9	1:40.061	
9	32.801	103.4	29.049	123.7	39.109		311.2	1:40.959		47	32.426	109.4	28.934	125.7	38.992		317.6	1:40.352	
10	32.535	<u>129.8</u>	37.354	120.7	40.362		312.1	1:50.251		48	41.380	102.8	29.880	118.4	Pit In		316.7	2:04.277	
11	32.933	105.5	29.273	124.1	Pit In		309.5	1:56.108		49	Pit Out	101.8	29.672	118.4	39.199			12:35.061	
12	Pit Out	103.3	29.849	123.3	39.717			16:31.204		50	32.488	104.2	28.908	114.9	39.205		314.9	1:40.601	
13	32.698	103.5	28.874	124.7	38.946		311.2	1:40.518		51	32.374	106.8	28.997	114.3	38.948		316.7	1:40.319	
14	32.710	104.9	28.884	125.3	38.760		314.9	1:40.354		52	32.390	106.7	28.845	122.3	38.776		314.0	1:40.011	
15	32.582	106.3	28.864	119.5	38.888		314.0	1:40.334		53	32.323	107.1	28.798	120.9	38.796		314.9	1:39.917	
16	32.610	108.3	28.852	125.7	38.779		314.0	1:40.241		54	<u>32.168</u>	120.3	35.280	117.8	39.844		315.8	1:47.292	
17	36.770	94.7	34.889	112.6	Pit In		299.2	2:04.168		55	32.455	104.3	28.816	119.3	38.753		314.0	1:40.024	
18	Pit Out	102.4	31.987	70.7	49.208			19:54.854		56	32.359	109.8	28.949	123.0	38.983		314.0	1:40.291	
19	32.902	106.9	29.488	121.3	39.371		311.2	1:41.761		57	38.341	95.8	32.618	114.0	Pit In		296.7	2:03.641	



Feel Racing Tests

Feel Racing Racing Portimão Test

31 January - 1 February 2023

Laps and Sector Times - 31-01-2023

Autodromo Internacional Algarve - 4592 mtr.

20	33.033	110.8	29.469	121.5	39.142	314.9	1:41.644	58	Pit Out	97.1	29.944	120.9	Pit In	9:43.043
21	32.869	101.6	29.236	121.5	39.110	307.7	1:41.215	59	Pit Out	102.1	29.875	119.3	39.968	8:13.219
22	39.593	90.5	35.207	106.3	Pit In	247.1	2:15.959	60	33.649	98.2	29.602	120.1	39.315	315.8 1:42.566
23	Pit Out	101.7	30.003	119.1	39.767		11:54.426	61	32.536	102.8	28.979	118.8	38.963	315.8 1:40.478
24	32.850	107.7	29.214	121.5	39.104	311.2	1:41.168	62	32.493	104.5	29.148	122.3	39.090	314.9 1:40.731
25	33.074	103.0	29.067	122.7	39.109	301.7	1:41.250	63	32.426	110.8	32.568	117.8	Pit In	313.0 1:57.957
26	32.436	108.3	29.307	120.8	39.178	313.0	1:41.200	64	Pit Out	95.0	31.598	122.0	40.112	10:08.172
27	32.723	106.9	29.056	122.7	39.098	308.6	1:40.877	65	32.550	105.8	28.808	124.3	<u>38.534</u>	310.3 1:39.892
28	36.221	96.9	32.778	115.0	Pit In	307.7	2:02.896	66	32.475	104.1	28.784	123.3	39.187	307.7 1:40.446
29	Pit Out	105.5	29.494	120.8	39.509		9:22.228	67	40.975	99.1	31.408	116.6	Pit In	302.5 2:05.619
30	32.647	104.9	<u>28.633</u>	124.7	38.836	308.6	1:40.116	68	Pit Out	103.9	29.492	121.9	39.485	5:51.496
31	32.436	106.8	28.780	122.6	38.792	314.9	1:40.008	69	32.340	107.7	28.743	122.6	38.755	315.8 1:39.838
32	32.320	108.9	28.814	126.0	38.748	314.9	1:39.882	70	32.498	105.5	28.894	123.4	39.205	314.9 1:40.597
33	35.925	99.7	31.133	116.0	Pit In	314.0	1:59.005	71	37.000	97.6	30.937	118.2	Pit In	303.4 1:57.151
34	Pit Out	98.7	30.676	110.0	45.409		1:26:29.246	72	Pit Out	101.1	29.697	120.9	39.450	3:47.452
35	33.174	102.7	29.492	120.7	39.850	311.2	1:42.516	73	32.327	105.0	28.709	121.9	38.603	<u>318.6</u> <u>1:39.639</u>
36	33.141	100.8	29.449	119.7	Pit In	306.8	1:54.079	74	32.361	106.5	28.851	116.8	38.711	314.9 1:39.923
37	Pit Out	101.0	30.305	122.6	40.162		12:30.883	75	36.121	95.7	32.053	116.1	Pit In	291.1 1:58.985
38	32.820	105.5	29.509	120.0	39.461	312.1	1:41.790	76						

22 A. LOWES - 1										KAWASAKI									
lap	Sect-1	Speed	Sect-2	Speed	Sect-3	Speed	TopSpeed	laptime	pit	lap	Sect-1	Speed	Sect-2	Speed	Sect-3	Speed	Topspeed	laptime	pit
1	Pit Out	108.1	29.834	124.7	39.473			1:51.550		37	32.590	111.0	29.163	121.1	38.971		311.2	1:40.724	
2	33.123	111.0	29.113	123.7	38.882		300.0	1:41.118		38	32.807	109.5	29.020	121.1	38.978		314.0	1:40.805	
3	33.317	106.3	29.356	118.3	39.362		297.5	1:42.035		39	32.776	112.9	29.312	121.1	39.059		309.5	1:41.147	
4	33.295	110.3	30.047	120.5	39.195		302.5	1:42.537		40	32.661	108.8	29.041	121.3	39.167		314.9	1:40.869	
5	32.965	109.0	29.156	122.2	39.132		308.6	1:41.253		41	<u>32.687</u>	109.3	28.881	125.3	39.107		309.5	1:40.675	
6	32.517	129.0	38.526	121.6	39.875		309.5	1:50.918		42	<u>32.240</u>	<u>131.5</u>	43.712	118.2	Pit In		<u>315.8</u>	2:09.374	
7	32.816	109.9	28.930	127.2	39.238		307.7	1:40.984		43	Pit Out	101.6	31.988	116.3	40.372			18:08.847	
8	32.807	114.2	32.325	117.9	Pit In		311.2	2:01.222		44	33.169	102.4	29.253	119.6	39.108		314.0	1:41.530	
9	Pit Out	101.1	30.438	120.3	40.227			31:04.043		45	32.888	105.4	29.046	122.4	39.081		313.0	1:41.015	
10	33.313	105.0	29.408	117.8	39.541		307.7	1:42.262		46	32.831	107.2	29.007	121.3	38.845		313.0	1:40.683	
11	33.159	108.4	29.506	119.3	39.656		310.3	1:42.321		47	32.862	108.2	29.065	122.3	39.244		313.0	1:41.171	
12	33.270	108.5	29.357	121.5	39.458		314.0	1:42.085		48	32.976	106.4	29.090	121.8	39.219		309.5	1:41.285	
13	33.086	107.5	29.236	121.2	39.512		309.5	1:41.834		49	32.927	107.0	29.143	120.7	39.333		<u>315.8</u>	1:41.403	
14	33.067	113.7	35.899	115.0	Pit In		308.6	2:05.683		50	32.852	110.0	29.246	119.3	39.463		312.1	1:41.561	
15	Pit Out	110.0	29.975	122.7	42.181			13:33.627		51	32.913	110.5	29.332	117.5	39.263		312.1	1:41.508	
16	32.992	107.9	28.917	125.0	38.938		308.6	1:40.847		52	39.125	98.9	31.660	117.1	Pit In		310.3	2:04.306	
17	32.732	113.0	29.114	127.4	38.817		314.0	1:40.663		53	Pit Out	100.6	30.373	121.9	39.803			38:46.059	
18	32.879	111.0	28.869	<u>129.0</u>	Pit In		<u>315.8</u>	2:28.603		54	32.992	107.2	29.178	123.3	39.337		307.7	1:41.507	
19	Pit Out	100.3	30.550	120.4	42.326			1:53:40.053		55	32.734	109.2	29.291	119.9	39.080		308.6	1:41.105	
20	33.267	101.9	29.566	119.2	39.296		310.3	1:42.129		56	32.723	106.7	28.940	123.9	<u>38.735</u>		314.0	1:40.398	
21	33.282	104.8	29.533	116.1	39.307		313.0	1:42.122		57	32.667	110.9	29.126	122.9	38.890		307.7	1:40.683	
22	33.081	106.0	29.273	116.1	38.953		313.0	1:41.307		58	32.655	113.3	29.169	119.5	39.040		314.0	1:40.864	
23	32.893	107.6	29.189	121.1	39.288		310.3	1:41.370		59	32.443	123.1	33.366	117.0	Pit In		314.0	1:58.074	
24	32.839	108.1	29.018	120.4	38.821		310.3	1:40.678		60	Pit Out	103.2	30.299	117.9	40.201			14:23.692	
25	32.766	111.9	29.485	117.3	39.133		313.0	1:41.384		61	33.181	107.4	29.237	120.7	39.339		307.7	1:41.757	
26	32.923	106.5	29.124	122.4	39.113		312.1	1:41.160		62	34.472	100.9	29.676	120.7	39.479		312.1	1:43.627	
27	33.032	106.6	29.125	119.1	39.518		310.3	1:41.675		63	32.924	108.0	29.159	122.2	39.337		313.0	1:41.420	
28	32.780	107.9	29.185	118.3	39.032		314.9	1:40.997		64	33.119	102.9	29.353	120.1	Pit In		314.9	1:52.888	
29	32.767	110.2	29.351	117.0	39.107		<u>315.8</u>	1:41.225		65	Pit Out	103.3	29.488	119.2	39.704			11:43.863	
30	32.887	109.6	29.545	118.6	Pit In		314.0	1:57.205		66	32.876	106.8	28.864	125.3	38.870		305.1	1:40.610	
31	Pit Out	106.9	30.569	122.6	39.807			15:11.010		67	32.639	107.8	<u>28.791</u>	120.8	38.834		314.0	<u>1:40.264</u>	
32	32.883	107.7	29.222	122.0	38.977		306.8	1:41.082		68	32.506	110.7	28.933	125.1	38.850		310.3	1:40.289	
33	32.562	114.9	29.491	118.9	38.963		<u>315.8</u>	1:41.016		69	32.657	107.9	28.909	121.1	39.034		312.1	1:40.600	
34	32.766	108.4	29.056	121.9	39.067		313.0	1:40.889		70	32.794	106.5	28.974	119.7	39.032		312.1	1:40.800	
35	32.793	110.8	29.169	121.5	39.025		310.3	1:40.987		71	32.692	108.2	29.073	122.6	39.071		313.0	1:40.836	
36	32.663	112.0	29.044	121.1	39.005		313.0	1:40.712		72	32.818	108.5	29.145	120.3	39.144		314.0	1:41.107	

22 F. FULIGNI										DUCATI									
lap	Sect-1	Speed	Sect-2	Speed	Sect-3	Speed	TopSpeed	laptime	pit	lap	Sect-1	Speed	Sect-2	Speed	Sect-3	Speed	Topspeed	laptime	pit
1	Pit Out	78.1	35.077	106.4	45.800			2:04.786		31	Pit Out	89.9	32.356	109.0	43.838			19:38.700	
2	41.492	87.4	36.213	104.4	53.454		217.3	2:11.159		32	35.562	98.2	31.003	111.2	41.770		272.0	1:48.335	
3	40.802	93.8	38.027	112.9	Pit In		235.8	2:17.253		33	35.614	98.0	30.791	115.1	41.736		271.4	1:48.141	
4	Pit Out	86.2	33.844	106.3	44.878			20:21.455		34	35.428	97.7	30.709	113.8	40.948		269.3	1:47.085	
5	42.225	88.2	33.852	105.7	Pit In		240.5	2:09.310		35	35.728	96.0	30.990	114.0	42.441		272.7	1:49.159	
6	Pit Out	88.5	37.825	103.6	45.356			11:29.231		36	35.251	98.6	30.621	115.5	<u>40.750</u>		272.0	1:46.622	
7	41.330	85.6	34.448	110.4	44.543		241.6	2:00.321		37	39.649	101.8	33.528	115.6	42.775		272.7	1:55.952	



Feel Racing Tests

Feel Racing Racing Portimão Test
Laps and Sector Times - 31-01-2023

31 January - 1 February 2023
Autodromo Internacional Algarve - 4592 mtr.

8	39.930	89.6	33.391	106.9	48.604	244.3	2:01.925	38	35.234	98.6	<u>30.563</u>	116.6	40.768	274.1	<u>1:46.565</u>
9	39.236	93.8	34.233	110.5	44.125	242.2	1:57.594	39	<u>34.829</u>	<u>108.5</u>	38.340	107.8	Pit In	<u>275.5</u>	2:09.759
10	41.086	91.1	33.479	106.7	Pit In	241.6	2:10.468	40	Pit Out	92.9	32.301	112.1	42.663		31:57.651
11	Pit Out	88.9	35.992	108.0	45.895		13:53.911	41	35.916	99.3	31.741	111.7	41.616	268.7	1:49.273
12	42.827	90.7	34.095	112.4	51.673	233.8	2:08.595	42	35.509	96.3	31.003	112.5	42.754	270.7	1:49.266
13	40.299	91.5	35.613	107.0	Pit In	233.3	2:09.378	43	35.274	99.3	31.066	116.5	41.318	272.7	1:47.658
14	Pit Out	86.6	37.323	104.9	47.587		31:59.254	44	36.072	96.9	30.857	116.9	41.412	272.0	1:48.341
15	41.222	94.6	38.238	110.8	Pit In	231.3	2:13.598	45	35.278	101.1	30.967	115.8	41.312	272.0	1:47.557
16	Pit Out	86.1	35.972	100.3	Pit In		12:53.435	46	30:38.146	97.0	34.555	115.3	41.396	272.7	31:54.097
17	Pit Out	89.7	33.625	105.4	45.634		35:12.611	47	35.653	99.0	30.754	114.3	40.962	269.3	1:47.369
18	37.073	96.3	32.175	109.2	42.408	266.0	1:51.656	48	36.488	95.4	30.624	117.6	41.598	272.7	1:48.710
19	37.740	98.6	31.864	109.4	42.638	261.5	1:52.242	49	35.480	97.9	30.662	115.9	40.872	272.0	1:47.014
20	36.575	96.3	31.662	107.5	41.777	260.9	1:50.014	50	35.435	103.2	31.178	113.3	40.991	271.4	1:47.604
21	36.134	97.3	31.227	111.6	Pit In	266.7	2:03.966	51	35.228	101.1	30.565	116.3	40.963	271.4	1:46.756
22	Pit Out	89.7	32.358	105.2	42.540		39:38.999	52	35.419	100.1	30.800	<u>117.9</u>	Pit In	271.4	1:57.313
23	36.162	95.2	31.237	112.1	41.321	269.3	1:48.720	53	Pit Out	89.9	34.572	113.1	41.941		26:35.409
24	40.554	93.1	32.193	104.4	Pit In	272.0	2:05.637	54	35.746	97.5	31.082	114.0	41.694	267.3	1:48.522
25	Pit Out	92.9	31.768	107.2	41.665		2:57.462	55	36.073	98.7	31.307	116.5	42.126	269.3	1:49.506
26	36.327	95.2	31.224	114.0	42.944	271.4	1:50.495	56	35.835	100.7	31.320	115.9	41.929	268.7	1:49.084
27	35.752	100.1	31.451	113.9	41.377	270.7	1:48.580	57	35.892	98.6	31.334	114.6	42.110	268.7	1:49.336
28	35.486	99.5	31.107	113.6	41.241	<u>275.5</u>	1:47.834	58	37.903	99.9	34.274	114.5	Pit In	270.0	2:05.088
29	35.634	98.5	30.752	114.2	41.275	274.1	1:47.661	59	Pit Out	86.6	35.673	103.1	Pit In		5:09.004
30	38.314	83.9	31.719	110.9	Pit In	273.4	2:02.120	60							

22 A. LOWES - 2									KAWASAKI										
lap	Sect-1	Speed	Sect-2	Speed	Sect-3	Speed	TopSpeed	laptime	pit	lap	Sect-1	Speed	Sect-2	Speed	Sect-3	Speed	Topspeed	laptime	pit
1	Pit Out	99.9	30.389	119.9	39.597			1:53.933		3	<u>33.335</u>	<u>112.9</u>	Pit In		Pit In		<u>305.9</u>	1:37:00.214	
2		33.505	106.9	<u>29.029</u>	<u>123.1</u>	<u>39.251</u>	300.8	<u>1:41.785</u>		4									

28 B. RAY									YAMAHA										
lap	Sect-1	Speed	Sect-2	Speed	Sect-3	Speed	TopSpeed	laptime	pit	lap	Sect-1	Speed	Sect-2	Speed	Sect-3	Speed	Topspeed	laptime	pit
1	Pit Out	86.7	35.536	103.7	43.424			1:59.213		23	33.855	103.1	30.083	116.9	39.926		294.3	1:43.864	
2	36.472	98.9	32.280	118.7	45.205	260.2	1:53.957			24	35.077	96.4	31.271	112.1	Pit In		307.7	2:06.980	
3	35.035	105.2	31.510	114.4	41.077	293.5	1:47.622			25	Pit Out	96.3	30.757	120.9	40.398			17:09.530	
4	34.740	101.4	30.634	114.6	40.457	300.0	1:45.831			26	33.595	103.3	29.775	119.5	39.935		305.9	1:43.305	
5	34.603	95.5	31.937	111.5	Pit In	300.0	2:10.110			27	33.410	104.5	29.666	120.3	39.657		308.6	1:42.733	
6	Pit Out	95.6	32.076	115.5	41.478		16:27.314			28	33.255	106.4	29.675	117.5	39.771		308.6	1:42.701	
7	34.663	102.4	30.849	117.1	40.525	299.2	1:46.037			29	36.004	93.8	31.604	115.6	Pit In		293.5	2:06.606	
8	34.390	97.6	30.572	119.2	40.348	300.0	1:45.310			30	Pit Out	96.8	32.448	110.5	41.145			21:22.241	
9	33.937	106.4	30.415	120.1	40.437	301.7	1:44.789			31	33.789	102.9	30.034	120.3	39.985		305.9	1:43.808	
10	37.157	94.5	34.590	111.3	Pit In	288.0	2:12.088			32	33.622	102.9	29.931	119.5	Pit In		307.7	2:02.394	
11	Pit Out	96.4	33.951	112.1	45.386		19:13.758			33	Pit Out	92.7	32.519	110.2	41.246			15:27.204	
12	34.644	102.6	30.710	113.9	40.940	300.8	1:46.294			34	33.766	105.2	29.958	122.3	40.022		302.5	1:43.746	
13	34.472	101.6	30.461	119.9	40.745	302.5	1:45.678			35	40.218	100.2	30.794	116.9	40.521		307.7	1:51.533	
14	36.790	96.3	32.262	116.3	Pit In	268.7	2:13.366			36	33.589	106.9	30.006	<u>123.6</u>	39.966		305.9	1:43.561	
15	Pit Out	94.3	31.912	114.9	42.626		35:42.388			37	38.833	99.7	30.524	115.1	Pit In		307.7	2:07.911	
16	34.337	99.5	30.253	120.4	40.097	300.0	1:44.687			38	Pit Out	97.5	31.179	118.0	40.976			17:22.202	
17	33.844	106.0	30.257	119.5	39.937	301.7	1:44.038			39	33.449	106.0	<u>29.646</u>	120.7	39.542		305.1	1:42.637	
18	33.527	107.0	29.960	119.9	39.948	303.4	1:43.435			40	33.580	101.0	31.692	121.6	<u>39.380</u>		308.6	1:44.652	
19	36.162	96.9	31.754	113.7	Pit In	295.1	2:10.770			41	<u>33.197</u>	<u>110.0</u>	29.658	116.3	39.545		<u>310.3</u>	<u>1:42.400</u>	
20	Pit Out	83.5	32.650	113.1	Pit In		:01:58.303			42	36.275	93.5	32.199	113.8	Pit In		308.6	2:13.213	
21	Pit Out	93.3	31.752	119.1	42.061		35:42.904			43	Pit Out	93.8	34.017	108.0	Pit In			4:12.771	
22	34.133	97.7	30.044	119.6	40.188	305.1	1:44.365			44									

31 G. GERTOFF - 1									BMW										
lap	Sect-1	Speed	Sect-2	Speed	Sect-3	Speed	TopSpeed	laptime	pit	lap	Sect-1	Speed	Sect-2	Speed	Sect-3	Speed	Topspeed	laptime	pit
1	Pit Out	94.7	31.905	109.2	42.079			1:50.820		38	Pit Out	105.5	29.411	121.8	39.494			18:27.889	
2	34.899	97.2	30.347	117.6	40.508	288.0	1:45.754			39	33.138	100.8	29.450	120.5	39.541		311.2	1:42.129	
3	34.022	103.0	30.099	115.8	40.216	302.5	1:44.337			40	33.024	107.8	29.488	116.8	39.397		307.7	1:41.909	
4	33.454	120.4	35.629	118.7	40.458	302.5	1:49.541			41	33.280	105.6	29.409	115.1	39.376		307.7	1:42.065	
5	33.841	99.3	30.087	119.2	Pit In	311.2	1:57.795			42	33.079	104.3	29.352	118.6	39.307		306.8	1:41.738	
6	Pit Out	103.1	30.362	119.7	40.589		23:26.331			43	37.240	96.7	30.933	116.3	Pit In		296.7	1:58.116	
7	33.733	103.2	30.291	120.0	40.022	310.3	1:44.046			44	Pit Out	111.8	30.030	121.2	39.602			18:59.001	
8	33.709	103.3	29.536	120.9	39.881	306.8	1:43.126			45	32.882	116.0	29.817	121.9	39.516		310.3	1:42.215	
9	33.447	103.1	29.460	123.3	40.006	312.1	1:42.913			46	33.209	104.1	29.431	119.6	39.430		308.6	1:42.070	
10	33.117	116.0	30.071	119.7	39.794	309.5	1:42.982			47	33.096	104.5	29.297	121.6	39.382		311.2	1:41.775	
11	33.496	102.2	29.501	120.7	39.732	314.9	1:42.729			48	37.762	102.8	29.864	120.4	Pit In		300.0	1:56.311	
12	33.402	106.0	30.293	117.8	Pit In	314.0	1:55.101			49	Pit Out	102.2	30.338	120.7	40.334			21:42.987	



Feel Racing Tests

Feel Racing Racing Portimão Test
Laps and Sector Times - 31-01-2023

31 January - 1 February 2023
Autodromo Internacional Algarve - 4592 mtr.

13	Pit Out	97.9	30.678	119.5	40.464		22:16.381	50	33.740	105.2	29.473	120.9	39.629	311.2	1:42.842
14	33.441	101.3	29.345	117.9	39.479	309.5	1:42.265	51	33.158	107.7	29.476	119.1	39.603	305.1	1:42.237
15	33.227	106.4	29.271	120.1	39.345	310.3	1:41.843	52	32.947	110.1	29.382	117.4	39.725	314.0	1:42.054
16	33.332	107.9	31.039	104.8	44.441	314.9	1:48.812	53	36.808	99.9	29.969	118.9	Pit In	289.5	1:56.936
17	33.422	103.2	29.308	119.2	39.582	309.5	1:42.312	54	Pit Out	101.7	30.241	116.5	40.148		19:05.343
18	33.038	114.0	29.789	120.8	39.854	314.9	1:42.681	55	32.626	115.9	29.190	121.8	39.244	305.9	1:41.060
19	33.311	106.7	30.091	120.1	Pit In	314.0	1:55.719	56	<u>32.435</u>	114.0	29.204	123.9	39.284	312.1	1:40.923
20	Pit Out	105.9	32.931	115.9	41.256		30:52.540	57	32.744	120.1	29.611	122.2	39.252	315.8	1:41.607
21	33.264	107.8	29.859	115.0	39.906	307.7	1:43.029	58	33.677	105.4	29.229	119.3	39.202	312.1	1:42.108
22	32.721	120.0	29.913	118.8	39.646	314.0	1:42.280	59	33.081	105.0	29.209	119.7	39.294	306.8	1:41.584
23	33.129	106.4	29.220	120.8	39.398	306.8	1:41.747	60	32.894	104.0	29.301	117.8	39.249	313.0	1:41.444
24	35.199	99.1	30.820	118.2	Pit In	295.9	1:55.066	61	36.622	101.7	30.136	120.3	Pit In	300.8	1:54.492
25	Pit Out	103.3	31.052	113.3	41.324		21:35.736	62	Pit Out	105.6	29.670	121.9	39.629		20:45.060
26	38.037	93.8	32.941	105.4	Pit In	232.3	2:08.196	63	33.918	107.5	29.368	117.3	39.694	290.3	1:42.980
27	Pit Out	105.6	29.675	117.8	39.827		11:44.265	64	33.051	108.5	29.235	120.1	39.601	309.5	1:41.887
28	33.178	103.7	29.431	120.5	39.547	309.5	1:42.156	65	32.721	<u>129.2</u>	40.203	118.8	39.969	308.6	1:52.893
29	32.951	110.1	29.285	118.9	39.290	312.1	1:41.526	66	33.160	103.3	29.160	<u>124.0</u>	39.359	309.5	1:41.679
30	34.024	103.2	32.957	113.3	39.674	316.7	1:46.655	67	32.709	120.4	30.186	113.8	Pit In	314.0	1:53.233
31	32.894	108.5	29.301	121.1	39.470	315.8	1:41.665	68	Pit Out	103.4	30.249	123.0	39.903		9:28.084
32	34.645	103.3	29.849	117.1	Pit In	296.7	1:53.118	69	32.947	105.4	28.931	120.8	<u>39.066</u>	310.3	1:40.944
33	Pit Out	99.6	35.981	88.6	44.344		1:05:23.975	70	32.747	107.6	<u>28.862</u>	122.3	39.089	320.5	<u>1:40.698</u>
34	33.143	105.6	29.242	122.9	39.253	311.2	1:41.638	71	36.008	100.4	31.218	119.7	40.619	315.8	1:47.845
35	53.744	102.5	30.238	118.3	39.629	<u>327.3</u>	2:03.611	72	33.124	105.5	29.095	122.4	39.165	310.3	1:41.384
36	33.221	101.2	29.190	122.4	39.645	313.0	1:42.056	73	32.686	111.8	29.377	119.2	39.285	314.9	1:41.348
37	33.666	103.0	29.747	119.6	Pit In	303.4	1:51.598	74	32.739	108.8	29.183	123.1	39.204	318.6	1:41.126

32		O. BAYLI SS								DUCATI									
lap	Sect-1	Speed	Sect-2	Speed	Sect-3	Speed	TopSpeed	laptime	pit	lap	Sect-1	Speed	Sect-2	Speed	Sect-3	Speed	Topspeed	laptime	pit
1	Pit Out	79.0	36.136	99.4	Pit In			2:17.337		34	35.341	104.8	30.853	109.6	41.291		266.7	1:47.485	
2	Pit Out	84.4	35.131	101.4	45.012			16:55.360		35	34.746	109.5	31.299	115.9	41.123		272.7	1:47.168	
3	39.570	94.2	32.953	108.8	43.489		248.3	1:56.012		36	35.202	104.4	30.660	119.3	40.754		268.7	1:46.616	
4	37.116	97.6	32.464	111.5	42.641		260.2	1:52.221		37	35.325	97.7	30.415	114.9	40.977		266.7	1:46.717	
5	37.404	105.5	35.299	112.9	Pit In		266.7	2:09.044		38	38.183	99.6	30.952	113.4	41.392		268.7	1:50.527	
6	Pit Out	96.9	32.383	116.6	43.222			12:54.999		39	<u>34.600</u>	110.5	30.873	119.2	41.189		272.7	1:46.662	
7	36.493	101.7	31.543	114.8	42.327		266.0	1:50.363		40	34.864	102.9	30.527	115.4	Pit In		267.3	2:03.324	
8	36.382	<u>111.0</u>	32.542	111.6	42.023		268.0	1:50.947		41	Pit Out	91.8	32.894	107.6	43.228		2:11:58.087		
9	36.458	95.6	31.008	112.3	41.694		268.7	1:49.160		42	35.751	92.3	31.113	107.2	41.489		271.4	1:48.353	
10	35.998	96.0	30.796	115.9	41.525		267.3	1:48.319		43	35.099	104.5	31.219	112.1	41.395		271.4	1:47.713	
11	35.579	106.6	31.396	118.0	41.381		268.7	1:48.356		44	34.907	101.9	30.721	113.0	41.075		272.0	1:46.703	
12	35.796	98.1	33.009	114.3	41.589		270.7	1:50.394		45	34.981	100.7	30.552	112.7	41.177		272.0	1:46.710	
13	35.626	107.7	32.939	110.9	Pit In		261.5	2:04.245		46	34.772	105.0	30.608	111.9	40.929		269.3	1:46.309	
14	Pit Out	95.7	31.827	115.9	42.955			17:26.024		47	34.782	101.8	30.579	110.5	40.982		272.0	1:46.343	
15	36.109	101.9	30.765	116.8	41.981		267.3	1:48.855		48	36.528	99.5	32.489	92.3	Pit In		268.7	2:05.552	
16	35.581	103.0	31.019	116.0	42.602		268.0	1:49.202		49	Pit Out	95.2	31.009	112.5	41.715		25:59.780		
17	35.372	103.8	32.303	108.3	44.624		269.3	1:52.299		50	35.374	99.0	31.069	113.8	41.483		272.7	1:47.926	
18	35.612	96.9	30.785	114.8	41.829		272.7	1:48.226		51	35.322	99.8	31.027	113.2	41.937		272.0	1:48.286	
19	35.540	101.4	30.774	115.8	41.696		267.3	1:48.010		52	35.144	95.3	30.607	112.1	41.286		272.0	1:47.037	
20	35.402	101.8	30.932	117.0	41.701		266.0	1:48.035		53	35.203	101.5	30.556	112.5	41.125		270.7	1:46.884	
21	35.706	97.3	30.986	111.3	41.534		265.4	1:48.226		54	40.568	102.7	32.615	100.5	Pit In		271.4	2:10.188	
22	37.883	100.4	33.151	109.1	Pit In		267.3	2:08.091		55	Pit Out	92.5	32.992	109.0	43.463		12:48.962		
23	Pit Out	96.9	31.372	119.2	42.766			17:35.697		56	35.355	100.9	30.542	113.1	41.235		263.4	1:47.132	
24	35.758	101.1	31.155	<u>120.9</u>	41.838		268.0	1:48.751		57	35.507	100.7	30.191	111.5	40.597		263.4	1:46.295	
25	35.425	103.9	31.118	114.3	42.179		268.0	1:48.722		58	34.734	101.8	30.165	112.6	40.631		272.0	1:45.530	
26	35.500	95.9	30.786	119.1	41.669		268.0	1:47.955		59	38.524	104.0	32.057	105.1	42.740		271.4	1:53.321	
27	35.348	102.7	30.785	117.6	41.531		268.7	1:47.664		60	36.313	107.0	35.987	111.9	Pit In		272.7	2:08.604	
28	35.419	103.0	30.886	113.7	41.554		268.0	1:47.859		61	Pit Out	104.8	33.685	113.2	40.882		10:15.708		
29	36.305	99.1	33.571	112.7	42.015		267.3	1:51.891		62	34.764	99.0	<u>30.098</u>	117.9	<u>40.288</u>		273.4	<u>1:45.150</u>	
30	36.156	100.3	30.655	119.7	41.125		264.7	1:47.936		63	37.024	100.4	36.375	101.4	43.636		<u>275.5</u>	1:57.035	
31	42.048	93.2	32.925	110.7	Pit In		268.0	2:11.984		64	34.845	102.8	30.318	113.6	40.669		270.7	1:45.832	
32	Pit Out	102.4	32.780	110.4	41.640			33:35.287		65	44.629	106.9	36.131	104.9	Pit In		272.7	2:16.757	
33	35.405	99.6	30.440	116.1	41.639		268.7	1:47.484		66	Pit Out	100.7	35.419	101.4	Pit In		5:06.581		

34		L. BALDASSARRI								YAMAHA									
lap	Sect-1	Speed	Sect-2	Speed	Sect-3	Speed	TopSpeed	laptime	pit	lap	Sect-1	Speed	Sect-2	Speed	Sect-3	Speed	Topspeed	laptime	pit
1	Pit Out	88.4	32.988	118.6	43.003			1:54.168		35	33.580	106.1	29.676	121.3	39.701		300.8	1:42.957	
2	37.171	94.6	31.764	122.0	Pit In		274.1	2:04.588		36	33.572	105.5	30.796	120.7	40.408		301.7	1:44.776	
3	Pit Out	94.1	30.987	114.2	40.795			19:54.453		37	33.536	106.8	29.551	120.0	39.713		299.2	1:42.800	
4	34.586	99.5	30.227	122.4	40.475		285.7	1:45.288		38	33.510	105.5	29.719	122.2	39.952		304.2	1:43.181	



Feel Racing Tests

Feel Racing Racing Portimão Test
Laps and Sector Times - 31-01-2023

31 January - 1 February 2023
Autodromo Internacional Algarve - 4592 mtr.

5	34.403	102.6	30.242	119.9	40.009	288.8	1:44.654	39	37.435	97.1	31.632	117.4	41.501	260.9	1:50.568
6	34.248	99.5	30.112	115.9	40.179	289.5	1:44.539	40	33.299	112.7	34.886	117.1	43.016	297.5	1:51.201
7	36.842	102.7	31.309	115.0	Pit In	282.7	2:04.244	41	33.832	101.3	30.262	109.4	Pit In	301.7	1:59.705
8	Pit Out	100.2	31.085	118.7	41.256		17:40.890	42	Pit Out	96.4	31.284	121.8	41.663		1:04:55.213
9	35.353	99.6	30.668	118.0	40.783	295.9	1:46.804	43	34.497	103.5	30.411	122.4	40.822	300.8	1:45.730
10	34.288	104.7	30.428	118.4	41.312	294.3	1:46.028	44	33.992	105.2	30.155	117.4	40.875	303.4	1:45.022
11	38.998	93.5	32.151	116.9	Pit In	289.5	2:07.935	45	36.108	97.4	31.691	114.9	Pit In	292.7	2:01.977
12	Pit Out	96.1	31.400	113.1	41.403		9:49.887	46	Pit Out	99.1	30.609	114.9	40.902		18:00.879
13	34.636	99.6	30.554	119.6	44.424	295.1	1:49.614	47	33.392	106.4	29.639	114.9	39.856	305.1	1:42.887
14	34.419	105.1	31.043	120.7	Pit In	299.2	2:01.994	48	33.399	104.5	<u>29.443</u>	120.5	39.744	303.4	1:42.586
15	Pit Out	97.6	31.293	120.7	41.105		29:51.462	49	33.464	104.1	29.625	124.7	39.892	306.8	1:42.981
16	34.284	100.1	30.196	123.1	40.372	300.0	1:44.852	50	35.138	100.5	30.762	115.4	40.725	297.5	1:46.625
17	33.932	105.7	30.047	120.3	40.227	298.3	1:44.206	51	33.417	105.1	29.724	123.4	39.859	305.9	1:43.000
18	33.957	99.2	29.779	121.6	40.612	298.3	1:44.348	52	33.433	103.2	29.590	120.9	39.887	306.8	1:42.910
19	33.800	102.5	29.826	120.5	40.227	299.2	1:43.853	53	36.081	97.6	31.817	115.0	Pit In	285.7	2:02.051
20	33.589	109.1	32.235	119.6	41.003	298.3	1:46.827	54	Pit Out	98.4	35.757	116.1	Pit In		3:40.352
21	33.699	104.1	29.732	119.3	40.159	300.8	1:43.590	55	Pit Out	98.4	30.660	123.4	40.305		25:44.335
22	33.681	108.4	30.200	116.5	40.152	302.5	1:44.033	56	33.765	102.5	29.661	123.9	39.727	307.7	1:43.153
23	33.740	101.6	29.900	114.0	39.896	302.5	1:43.536	57	33.522	106.0	29.617	118.3	39.806	308.6	1:42.945
24	33.735	103.9	29.851	120.7	39.961	296.7	1:43.547	58	33.464	105.8	29.635	123.0	39.864	304.2	1:42.963
25	33.718	106.5	30.181	117.8	Pit In	295.1	2:02.902	59	33.416	110.8	29.884	122.6	39.636	303.4	1:42.936
26	Pit Out	94.3	31.952	115.9	41.395		31:06.185	60	33.459	105.9	29.740	123.4	39.626	308.6	1:42.825
27	33.888	106.1	30.799	<u>125.6</u>	40.691	300.8	1:45.378	61	33.314	107.0	29.537	123.3	39.599	305.9	<u>1:42.450</u>
28	33.933	106.4	30.215	123.3	40.617	294.3	1:44.765	62	33.376	109.0	29.706	115.6	<u>39.560</u>	300.8	1:42.642
29	34.172	105.0	30.370	124.3	40.615	297.5	1:45.157	63	33.241	<u>113.3</u>	32.184	115.6	40.422	306.8	1:45.847
30	33.613	111.9	30.568	123.0	40.609	289.5	1:44.790	64	<u>33.224</u>	107.2	29.800	119.5	39.611	<u>311.2</u>	1:42.635
31	37.236	96.9	35.738	118.4	Pit In	286.5	2:08.534	65	33.474	105.7	29.813	119.7	39.795	303.4	1:43.082
32	Pit Out	98.9	30.566	120.1	40.530		19:48.699	66	33.411	109.3	29.845	122.6	39.835	304.2	1:43.091
33	33.532	104.8	29.535	119.7	39.747	305.9	1:42.814	67	33.469	107.8	29.793	117.9	Pit In	299.2	1:54.785
34	33.491	105.0	29.891	122.0	39.599	306.8	1:42.981	68	Pit Out	96.7	32.420	118.0	Pit In		2:42.895

35	H. SYAHRIN									HONDA										
lap	Sect-1	Speed	Sect-2	Speed	Sect-3	Speed	TopSpeed	laptime	pit	lap	Sect-1	Speed	Sect-2	Speed	Sect-3	Speed	Topspeed	laptime	pit	
1	Pit Out	82.1	34.081	115.0	43.035			1:58.354		19	35.146	96.3	30.825	120.9	40.722		285.0	1:46.693		
2	36.315	92.9	31.555	118.4	41.800		272.0	1:49.670		20	34.477	98.5	30.288	119.6	40.738		295.1	1:45.503		
3	35.326	96.3	30.894	119.9	41.144		290.3	1:47.364		21	34.169	98.3	30.199	118.6	40.443		289.5	1:44.811		
4	35.006	97.8	30.680	121.5	40.799		287.2	1:46.485		22	34.344	100.2	30.138	122.0	40.378		292.7	1:44.860		
5	34.640	97.6	30.773	118.7	40.857		295.9	1:46.270		23	34.213	99.4	30.210	118.8	40.272		290.3	1:44.695		
6	34.556	99.4	30.524	114.5	40.586		295.1	1:45.666		24	42.239	89.9	32.806	118.6	Pit In		291.1	2:13.489		
7	34.360	102.2	30.358	120.8	40.719		289.5	1:45.437		25	Pit Out	89.4	32.234	113.1	41.439			25:11.504		
8	38.627	90.5	33.174	115.9	Pit In		276.2	2:12.399		26	34.572	99.4	30.308	120.7	40.402		290.3	1:45.282		
9	Pit Out	85.2	32.264	115.4	42.492			30:02.632		27	34.296	100.5	30.150	124.4	40.451		288.8	1:44.897		
10	34.942	97.3	31.078	113.8	41.803		282.0	1:47.823		28	34.260	99.0	29.999	125.0	40.273		295.1	1:44.532		
11	34.778	98.4	30.552	119.1	40.827		284.2	1:46.157		29	34.063	102.7	30.008	<u>125.1</u>	<u>40.171</u>		291.9	<u>1:44.242</u>		
12	34.519	99.4	30.454	118.2	40.525		283.5	1:45.498		30	41.338	91.5	33.043	117.1	Pit In		<u>300.8</u>	2:09.134		
13	34.492	99.9	30.175	118.0	40.706		285.0	1:45.373		31	Pit Out	96.1	31.696	112.6	41.317			15:07.874		
14	34.181	103.0	30.323	122.3	40.527		295.9	1:45.031		32	34.374	99.0	30.526	122.4	40.254		291.1	1:45.154		
15	34.456	101.3	30.178	120.0	40.416		291.9	1:45.050		33	<u>34.060</u>	<u>104.1</u>	30.155	121.2	40.420		295.1	1:44.635		
16	34.308	101.7	30.378	121.2	40.413		291.1	1:45.099		34	34.181	<u>104.1</u>	<u>29.977</u>	122.2	40.442		295.9	1:44.600		
17	45.786	88.8	34.933	109.8	Pit In		268.7	2:25.743		35	43.849	92.2	37.213	111.9	Pit In		283.5	2:19.306		
18	Pit Out	85.6	33.280	114.9	43.176			47:13.422		36										

45	S. REDDING - 2									BMW									
lap	Sect-1	Speed	Sect-2	Speed	Sect-3	Speed	TopSpeed	laptime	pit	lap	Sect-1	Speed	Sect-2	Speed	Sect-3	Speed	Topspeed	laptime	pit
1	Pit Out	91.6	31.227	115.8	Pit In			2:00.108		33	33.751	100.5	29.805	122.7	40.040		300.8	1:43.596	
2	Pit Out	94.7	30.939	122.4	39.985			11:23.312		34	33.334	102.9	29.610	124.3	40.138		307.7	1:43.082	
3	33.540	106.0	29.448	124.3	39.474		292.7	1:42.462		35	35.999	99.7	29.847	127.7	Pit In		307.7	1:56.282	
4	33.375	110.7	29.623	121.3	39.391		295.1	1:42.389		36	Pit Out	98.9	30.714	122.6	40.750			18:49.790	
5	33.149	109.6	29.505	123.6	39.466		302.5	1:42.120		37	35.555	102.0	29.962	123.7	40.298		299.2	1:45.815	
6	39.029	96.1	31.550	121.8	40.312		306.8	1:50.891		38	33.578	104.5	29.947	121.9	43.286		305.9	1:46.811	
7	32.829	112.1	29.383	129.7	39.410		306.8	1:41.622		39	33.587	106.1	29.960	124.6	40.176		306.8	1:43.723	
8	32.982	120.5	39.981	122.3	43.065		310.3	1:56.028		40	33.502	109.6	30.103	122.7	Pit In		304.2	1:51.927	
9	33.226	103.4	29.227	126.8	39.652		305.1	1:42.105		41	Pit Out	95.3	30.937	117.8	41.982			41:01.928	
10	35.478	98.9	31.145	119.9	Pit In		294.3	1:58.070		42	33.348	106.3	29.436	124.6	39.407		307.7	1:42.191	
11	Pit Out	95.9	30.954	123.6	40.739			18:57.461		43	33.030	108.0	29.556	125.4	40.378		309.5	1:42.964	
12	33.256	106.5	29.620	124.7	40.155		312.1	1:43.031		44	33.199	106.0	29.270	128.4	39.452		307.7	1:41.921	
13	33.274	106.3	29.554	127.2	39.922		307.7	1:42.750		45	32.801	106.0	36.044	122.2	40.328		314.0	1:49.173	
14	33.282	104.5	29.767	124.4	39.854		308.6	1:42.903		46	32.737	111.2	29.290	127.7	39.358		309.5	1:41.385	



Feel Racing Tests

Feel Racing Racing Portimão Test

31 January - 1 February 2023

Laps and Sector Times - 31-01-2023

Autodromo Internacional Algarve - 4592 mtr.

15	35.163	100.0	31.186	121.1	Pit In	287.2	1:56.957	47	35.985	109.5	30.363	122.9	40.256	314.0	1:46.604
16	Pit Out	94.9	32.273	119.6	40.898		21:27.140	48	32.876	107.5	29.152	128.4	39.396	313.0	1:41.424
17	33.888	102.0	29.792	124.9	40.240	308.6	1:43.920	49	35.973	105.3	29.476	127.7	Pit In	<u>314.9</u>	1:45.026
18	38.257	100.7	31.836	116.3	42.656	308.6	1:52.749	50	Pit Out	100.3	30.119	124.1	40.670		25:02.161
19	33.358	104.8	29.769	<u>129.8</u>	Pit In	305.1	1:54.277	51	33.194	104.9	29.218	122.7	39.311	306.8	1:41.723
20	Pit Out	94.1	31.250	121.1	40.676		14:06.655	52	32.948	106.9	29.265	125.1	39.243	<u>314.9</u>	1:41.456
21	33.546	109.0	34.958	120.7	40.605	307.7	1:49.109	53	35.893	103.0	29.507	125.0	39.860	314.0	1:45.260
22	33.824	103.3	29.890	123.0	40.274	305.9	1:43.988	54	33.039	106.6	29.241	126.9	39.333	302.5	1:41.613
23	33.275	<u>126.5</u>	38.955	112.5	Pit In	307.7	2:03.336	55	32.997	108.1	32.249	120.0	Pit In	304.2	1:54.627
24	Pit Out	102.5	29.578	125.3	39.617		23:30.370	56	Pit Out	108.7	29.859	125.7	39.746		14:30.043
25	33.072	115.9	29.568	125.4	39.582	312.1	1:42.222	57	32.971	109.0	29.390	128.1	Pit In	310.3	1:50.958
26	33.093	104.7	29.266	124.1	Pit In	313.0	1:55.135	58	Pit Out	108.4	29.651	125.3	39.310		3:38.180
27	Pit Out	103.3	29.847	126.3	40.072		15:26.433	59	33.000	107.8	29.850	106.5	42.097	312.1	1:44.947
28	33.032	111.1	29.384	127.2	39.542	313.0	1:41.958	60	<u>32.616</u>	109.9	<u>28.986</u>	128.0	<u>39.147</u>	307.7	<u>1:40.749</u>
29	33.099	106.8	29.260	125.7	39.497	312.1	1:41.856	61	32.706	107.7	29.190	126.5	39.330	310.3	1:41.226
30	36.598	97.8	31.231	125.0	40.590	311.2	1:48.419	62	35.287	109.2	30.278	123.0	39.468	307.7	1:45.033
31	33.128	105.4	29.655	122.9	Pit In	312.1	1:56.114	63	32.897	108.8	29.385	126.2	39.762	301.7	1:42.044
32	Pit Out	92.5	31.016	120.1	40.634		1:26:59.740	64							

47 A. BASSANI - 2										DUCATI									
lap	Sect-1	Speed	Sect-2	Speed	Sect-3	Speed	TopSpeed	laptime	pit	lap	Sect-1	Speed	Sect-2	Speed	Sect-3	Speed	TopSpeed	laptime	pit
1	Pit Out	84.7	33.483	103.9	42.260			1:53.806		14	Pit Out	88.7	31.088	116.0	40.453			37:43.131	
2	35.352	92.2	32.499	111.1	41.306		295.1	1:49.157		15	33.877	100.5	29.892	120.0	39.846		301.7	1:43.615	
3	34.436	96.9	30.160	116.3	40.125		295.9	1:44.721		16	33.685	99.0	29.813	116.5	39.763		302.5	1:43.261	
4	34.034	99.4	30.054	116.9	39.883		291.1	1:43.971		17	33.520	100.1	30.048	120.0	39.931		303.4	1:43.499	
5	33.898	98.3	29.899	115.0	39.988		305.1	1:43.785		18	33.772	101.4	29.547	116.5	39.702		300.8	1:43.021	
6	33.798	102.7	29.894	115.0	40.025		299.2	1:43.717		19	33.364	102.9	29.552	119.1	39.603		<u>306.8</u>	<u>1:42.519</u>	
7	40.557	91.1	32.604	105.2	Pit In		296.7	2:05.960		20	<u>33.337</u>	101.6	29.648	<u>120.8</u>	<u>39.544</u>		305.9	1:42.529	
8	Pit Out	92.1	31.376	113.2	40.893			25:42.630		21	33.406	103.6	<u>29.490</u>	113.2	39.663		303.4	1:42.559	
9	34.207	96.1	30.283	115.5	40.044		294.3	1:44.534		22	37.006	93.8	31.955	117.8	Pit In		295.1	2:02.709	
10	34.019	98.4	29.985	119.6	40.044		292.7	1:44.048		23	Pit Out	97.6	32.433	115.9	40.726			40:21.775	
11	33.839	99.4	30.011	116.0	40.144		299.2	1:43.994		24	33.718	<u>103.7</u>	30.078	118.0	39.933		304.2	1:43.729	
12	33.820	100.1	29.967	114.9	39.995		300.8	1:43.782		25	33.673	101.9	29.997	120.3	Pit In		303.4	1:54.553	
13	38.025	95.9	32.587	113.4	Pit In		305.1	2:03.547		26									

47 A. BASSANI - 1										DUCATI									
lap	Sect-1	Speed	Sect-2	Speed	Sect-3	Speed	TopSpeed	laptime	pit	lap	Sect-1	Speed	Sect-2	Speed	Sect-3	Speed	TopSpeed	laptime	pit
1	Pit Out	88.7	35.464	106.6	44.140			1:57.934		16	33.074	101.8	29.463	119.6	39.445		<u>308.6</u>	<u>1:41.982</u>	
2	39.147	89.0	32.137	107.2	Pit In		265.4	2:04.539		17	33.026	101.9	29.771	119.3	41.378		<u>312.1</u>	1:44.175	
3	Pit Out	91.4	31.923	113.2	41.473			1:50:50.501		18	33.223	106.0	29.528	120.1	39.487		311.2	1:42.238	
4	34.295	99.4	30.375	113.4	40.495		293.5	1:45.165		19	37.818	100.4	31.032	118.7	Pit In		308.6	2:00.964	
5	33.949	99.6	30.064	113.4	40.392		302.5	1:44.405		20	Pit Out	99.4	30.789	115.0	39.928			24:57.052	
6	33.928	102.0	30.059	117.3	40.399		303.4	1:44.386		21	33.357	103.0	29.621	119.1	39.748		309.5	1:42.726	
7	37.219	95.7	32.280	110.2	Pit In		304.2	2:03.522		22	<u>33.000</u>	<u>112.6</u>	36.173	114.8	40.712		311.2	1:49.885	
8	Pit Out	90.8	31.501	112.4	40.661			1:42:55.580		23	33.302	101.6	29.702	118.3	39.918		308.6	1:42.922	
9	33.900	96.9	30.060	113.8	39.969		310.3	1:43.929		24	33.366	104.1	29.757	118.9	39.910		311.2	1:43.033	
10	33.589	98.5	29.856	118.3	39.814		309.5	1:43.259		25	39.420	100.5	32.678	116.6	Pit In		302.5	2:07.580	
11	40.737	93.8	31.249	117.8	Pit In		311.2	2:01.871		26	Pit Out	92.5	32.138	115.3	Pit In			5:21.130	
12	Pit Out	93.6	31.182	116.1	40.335			24:14.182		27	Pit Out	97.8	32.438	114.0	Pit In			3:53.382	
13	33.396	100.7	29.594	<u>120.9</u>	39.472		309.5	1:42.462		28	Pit Out	95.0	32.993	113.7	Pit In			3:50.637	
14	33.164	102.1	<u>29.461</u>	119.6	39.567		310.3	1:42.192		29	Pit Out	90.3	32.792	113.1	Pit In			2:45.433	
15	33.129	101.8	29.528	113.6	<u>39.369</u>		<u>312.1</u>	1:42.026		30									

51 E. GRANADO										HONDA									
lap	Sect-1	Speed	Sect-2	Speed	Sect-3	Speed	TopSpeed	laptime	pit	lap	Sect-1	Speed	Sect-2	Speed	Sect-3	Speed	TopSpeed	laptime	pit
1	Pit Out	83.6	36.968	102.1	Pit In			2:43.532		24	34.939	100.6	30.425	121.8	41.324		297.5	1:46.688	
2	Pit Out	88.3	38.770	102.3	44.722			16:06.812		25	34.099	102.1	30.284	121.6	40.593		302.5	1:44.976	
3	37.081	98.6	32.644	113.9	42.800		266.0	1:52.525		26	34.262	103.3	30.305	119.7	40.346		297.5	1:44.913	
4	36.219	98.9	31.823	115.4	41.881		271.4	1:49.923		27	34.616	101.7	30.664	118.9	Pit In		300.8	2:06.935	
5	35.461	100.7	31.407	118.0	42.716		284.2	1:49.584		28	Pit Out	94.2	31.312	116.3	41.116			37:53.017	
6	42.051	101.9	31.817	117.6	42.091		277.6	1:55.959		29	34.252	104.4	30.342	123.3	40.442		294.3	1:45.036	
7	35.329	108.9	31.497	120.9	41.283		280.5	1:48.109		30	34.030	101.0	30.121	122.3	40.255		300.8	1:44.406	
8	35.122	101.4	31.274	121.2	41.411		276.9	1:47.807		31	34.154	100.7	30.033	122.3	40.122		303.4	1:44.309	
9	35.092	99.4	31.212	120.4	41.235		296.7	1:47.539		32	34.104	101.3	30.143	122.7	40.214		300.0	1:44.461	
10	35.288	97.1	31.120	121.5	41.247		288.8	1:47.655		33	34.123	100.5	30.409	123.6	41.091		298.3	1:45.623	
11	35.193	99.2	31.049	122.4	Pit In		288.8	2:10.477		34	33.890	107.6	30.543	122.3	40.221		<u>304.2</u>	1:44.654	
12	Pit Out	88.8	32.139	119.7	41.749			32:15.520		35	39.237	96.9	33.211	110.4	Pit In		290.3	2:09.885	
13	35.511	94.8	31.132	123.0	41.031		282.7	1:47.674		36	Pit Out	95.8	31.000	122.6	40.533			15:59.604	



Feel Racing Tests

Feel Racing Racing Portimão Test

31 January - 1 February 2023

Laps and Sector Times - 31-01-2023

Autodromo Internacional Algarve - 4592 mtr.

14	35.107	96.3	30.823	118.0	41.189	285.0	1:47.119	37	34.189	100.2	<u>29.936</u>	124.1	40.069	295.1	1:44.194
15	34.694	103.0	30.704	121.3	41.306	290.3	1:46.704	38	<u>33.730</u>	106.1	30.160	119.9	40.402	296.7	1:44.292
16	34.259	<u>126.2</u>	37.538	118.2	41.661	295.1	1:53.458	39	34.045	104.2	29.960	122.4	46.413	303.4	1:50.418
17	34.884	101.4	31.100	121.9	41.465	291.1	1:47.449	40	33.874	105.7	30.065	<u>125.7</u>	<u>40.065</u>	299.2	1:44.004
18	35.054	99.5	30.916	121.3	43.826	290.3	1:49.796	41	33.755	103.4	29.995	123.7	40.200	299.2	<u>1:43.950</u>
19	35.005	101.8	31.119	119.5	Pit In	295.1	2:12.815	42	34.116	104.9	30.043	124.0	40.208	297.5	1:44.367
20	Pit Out	95.3	33.248	120.3	41.032		23:23.269	43	34.002	105.0	34.158	120.3	40.749	302.5	1:48.909
21	34.733	99.1	30.543	120.7	40.511	302.5	1:45.787	44	34.075	102.3	30.167	123.4	40.211	303.4	1:44.453
22	34.443	101.4	30.424	120.9	40.629	298.3	1:45.496	45	33.942	105.0	31.541	113.6	Pit In	300.8	5:22.745
23	34.511	99.9	30.292	120.7	40.263	296.7	1:45.066	46							

54 TOPRAK - 1									YAMAHA										
lap	Sect-1	Speed	Sect-2	Speed	Sect-3	Speed	TopSpeed	laptime	pit	lap	Sect-1	Speed	Sect-2	Speed	Sect-3	Speed	Topspeed	laptime	pit
1	Pit Out	97.3	30.082	122.2	39.699			1:44.474		22	Pit Out	96.1	30.360	125.4	40.229			16:43.682	
2	40.232	99.0	29.749	121.3	39.577		306.8	1:49.558		23	32.846	101.2	28.815	128.1	39.023		312.1	1:40.684	
3	33.271	100.0	29.123	123.4	39.463		309.5	1:41.857		24	33.030	103.0	29.189	123.1	39.407		313.0	1:41.626	
4	32.864	107.4	29.053	122.9	39.393		309.5	1:41.310		25	32.752	106.7	28.894	124.3	39.034		312.1	1:40.680	
5	32.857	105.5	29.007	125.0	39.261		313.0	1:41.125		26	32.782	103.7	33.603	116.3	Pit In		311.2	1:53.887	
6	33.050	103.0	29.501	121.9	Pit In		311.2	1:48.948		27	Pit Out	100.0	31.009	120.1	43.024			17:48.089	
7	Pit Out	100.5	30.974	125.1	40.227			15:12.088		28	32.854	106.6	28.929	126.0	39.041		314.0	1:40.824	
8	32.712	106.4	<u>28.587</u>	125.0	38.821		306.8	1:40.120		29	<u>32.520</u>	<u>110.7</u>	29.134	124.9	38.804		314.0	1:40.458	
9	32.844	102.3	28.721	126.2	38.889		312.1	1:40.454		30	32.870	104.3	29.007	121.9	39.042		310.3	1:40.919	
10	32.633	107.2	28.942	125.9	38.887		309.5	1:40.462		31	32.741	105.6	28.987	119.6	39.019		313.0	1:40.747	
11	32.827	103.7	29.010	120.1	39.081		309.5	1:40.918		32	32.744	103.2	29.282	119.6	Pit In		313.0	1:50.803	
12	32.917	104.3	28.816	123.6	38.820		309.5	1:40.553		33	Pit Out	98.5	30.273	121.1	40.057			1:03:22.954	
13	35.258	95.8	31.438	118.8	Pit In		310.3	1:53.011		34	41.020	102.3	30.170	121.1	40.082		312.1	1:51.272	
14	Pit Out	103.5	30.924	122.7	42.356			26:38.511		35	33.091	106.5	29.240	118.7	39.571		311.2	1:41.902	
15	32.757	106.0	28.861	128.1	39.302		311.2	1:40.920		36	35.426	100.5	31.470	122.9	Pit In		312.1	1:54.230	
16	33.002	109.4	29.137	124.9	39.436		<u>314.9</u>	1:41.575		37	Pit Out	98.4	30.657	121.3	41.919			9:59.659	
17	32.710	109.8	29.026	123.0	Pit In		<u>314.9</u>	1:48.443		38	32.538	105.7	28.690	126.2	<u>38.623</u>		306.8	<u>1:39.851</u>	
18	Pit Out	100.5	31.287	118.9	40.265			29:11.369		39	32.776	103.1	28.748	123.6	38.876		311.2	1:40.400	
19	32.686	108.5	28.735	<u>128.4</u>	38.836		305.9	1:40.257		40	32.983	102.7	30.181	119.7	Pit In		314.0	1:48.765	
20	32.798	107.8	28.953	124.6	38.805		308.6	1:40.556		41	Pit Out	94.1	29.852	123.3	39.757			18:33.395	
21	34.928	96.8	31.173	124.0	Pit In		307.7	1:52.940		42	33.041	104.3	30.562	117.8	Pit In		310.3	1:50.725	

54 TOPRAK - 2									YAMAHA										
lap	Sect-1	Speed	Sect-2	Speed	Sect-3	Speed	TopSpeed	laptime	pit	lap	Sect-1	Speed	Sect-2	Speed	Sect-3	Speed	Topspeed	laptime	pit
1	Pit Out	101.6	31.473	117.5	41.085			1:45.629		11	32.817	104.3	28.766	127.8	<u>38.746</u>		308.6	1:40.329	
2	34.914	102.4	29.894	116.3	41.615		288.0	1:46.423		12	35.620	102.2	29.826	123.9	39.210		313.0	1:44.656	
3	33.264	106.5	29.017	123.6	39.106		308.6	1:41.387		13	33.455	104.3	30.196	<u>129.3</u>	40.330		313.0	1:43.981	
4	33.036	101.4	28.869	120.8	39.093		311.2	1:40.998		14	32.763	102.2	31.116	120.9	39.728		<u>315.8</u>	1:43.607	
5	32.849	106.1	29.217	114.2	40.474		311.2	1:42.540		15	32.695	104.5	28.904	125.0	39.464		312.1	1:41.063	
6	32.664	113.1	30.665	125.9	39.634		307.7	1:42.963		16	37.694	103.6	30.106	124.1	Pit In		203.8	1:54.096	
7	32.782	103.3	28.714	125.0	39.140		312.1	1:40.636		17	Pit Out	100.1	31.010	121.9	Pit In			1:57:58.749	
8	33.164	104.3	28.870	123.1	39.126		310.3	1:41.160		18	Pit Out	<u>145.6</u>	38.821	124.6	40.197			7:18.342	
9	33.238	104.0	29.230	120.5	Pit In		309.5	1:51.399		19	<u>32.465</u>	110.9	<u>28.703</u>	127.5	38.748		312.1	<u>1:39.916</u>	
10	Pit Out	100.5	30.011	120.7	39.878			17:23.375		20	32.698	103.2	29.346	119.1	Pit In		314.0	1:47.792	

55 LOCATELLI - 2									YAMAHA										
lap	Sect-1	Speed	Sect-2	Speed	Sect-3	Speed	TopSpeed	laptime	pit	lap	Sect-1	Speed	Sect-2	Speed	Sect-3	Speed	Topspeed	laptime	pit
1	Pit Out	93.6	30.546	114.8	40.278			1:44.257		15	Pit Out	94.8	30.834	122.3	39.543			14:18.688	
2	35.692	99.2	29.939	119.6	40.566		258.4	1:46.197		16	33.020	108.2	29.056	124.7	39.095		302.5	1:41.171	
3	33.768	106.3	29.582	113.6	39.866		293.5	1:43.216		17	32.922	109.2	28.934	123.9	39.172		305.9	1:41.028	
4	33.849	103.6	29.199	121.9	39.167		285.7	1:42.215		18	33.007	106.8	29.000	127.4	39.072		300.0	1:41.079	
5	33.422	111.5	29.784	123.3	39.270		288.0	1:42.476		19	34.097	106.0	29.227	124.1	39.255		<u>310.3</u>	1:42.579	
6	33.455	111.7	29.585	118.4	39.459		296.7	1:42.499		20	32.896	109.5	28.929	124.6	39.047		305.9	1:40.872	
7	32.727	<u>146.9</u>	34.354	118.7	39.961		305.1	1:47.042		21	32.771	112.0	28.916	128.3	39.090		308.6	1:40.777	
8	33.057	112.5	29.643	126.3	39.580		303.4	1:42.280		22	32.939	109.3	29.567	124.1	Pit In		306.8	1:50.103	
9	33.395	105.6	29.597	122.3	Pit In		300.0	1:50.194		23	Pit Out	109.6	35.648	124.9	39.119			14:27.342	
10	Pit Out	99.4	29.978	113.3	40.238			20:11.694		24	32.844	109.2	28.867	<u>128.9</u>	<u>38.706</u>		304.2	<u>1:40.417</u>	
11	33.459	110.4	29.664	127.8	39.861		300.8	1:42.984		25	<u>32.719</u>	111.7	<u>28.817</u>	126.8	38.909		306.8	1:40.445	
12	33.453	107.7	29.443	124.4	39.672		302.5	1:42.568		26	32.758	116.9	29.615	120.7	39.177		305.1	1:41.550	
13	33.456	105.1	29.531	122.4	39.757		306.8	1:42.744		27	32.850	109.1	28.905	127.5	39.253		306.8	1:41.008	
14	33.878	102.8	30.047	123.4	Pit In		305.9	1:52.451		28	32.864	110.1	29.013	124.4	Pit In		305.9	1:50.622	



Feel Racing Tests

Feel Racing Racing Portimão Test
Laps and Sector Times - 31-01-2023

31 January - 1 February 2023
Autodromo Internacional Algarve - 4592 mtr.

55 LOCATELLI - 1									YAMAHA								
lap	Sect-1	Speed	Sect-2	Speed	Sect-3	Speed	TopSpeed	laptime pit	lap	Sect-1	Speed	Sect-2	Speed	Sect-3	Speed	Topspeed	laptime pit
1	Pit Out	87.6	30.274	118.3	41.034			1:46.114	30	33.149	106.4	29.103	123.4	39.258		304.2	1:41.510
2		34.505	29.712	120.9	Pit In		295.1	1:52.253	31	32.951	110.1	29.283	125.7	39.250		309.5	1:41.484
3	Pit Out	97.9	29.908	118.4	39.750			9:31.433	32	34.763	104.3	29.912	118.8	Pit In		294.3	1:53.775
4		32.906	28.886	124.0	39.079		305.9	1:40.871	33	Pit Out	99.9	29.658	123.9	39.433			7:33.119
5		32.733	29.399	123.9	39.267		303.4	1:41.399	34		32.688	113.7	29.007	123.6	38.970	310.3	1:40.665
6		32.901	28.775	125.0	39.136		308.6	1:40.812	35		32.976	108.3	29.073	119.1	39.131	289.5	1:41.180
7		32.859	28.987	124.7	39.131		311.2	1:40.977	36		32.722	109.5	28.995	<u>128.3</u>	38.889	305.1	1:40.606
8		38.722	29.326	124.7	39.893		310.3	1:47.941	37		32.677	109.4	29.255	125.3	39.026	303.4	1:40.958
9		32.860	28.915	123.9	39.115		303.4	1:40.890	38		32.627	112.0	28.958	127.4	39.123	308.6	1:40.708
10		32.824	29.178	122.2	Pit In		306.8	1:50.038	39		32.738	113.3	29.021	126.8	39.036	310.3	1:40.795
11	Pit Out	98.6	29.284	120.9	39.195			13:36.190	40		32.681	111.0	29.053	125.4	38.927	<u>312.1</u>	1:40.661
12		32.645	<u>28.645</u>	126.5	<u>38.697</u>		308.6	<u>1:39.987</u>	41		32.778	109.4	29.108	<u>128.3</u>	39.142	302.5	1:41.028
13		32.561	28.836	126.2	38.870		305.1	1:40.267	42		32.736	111.0	29.088	126.3	38.999	309.5	1:40.823
14		32.532	28.855	127.5	39.086		307.7	1:40.473	43		32.935	106.0	29.289	125.0	39.107	306.8	1:41.331
15		<u>32.465</u>	36.413	120.3	40.027		306.8	1:48.905	44		32.763	115.0	29.248	125.1	39.211	310.3	1:41.222
16		35.618	30.444	123.1	Pit In		305.9	1:55.631	45		35.786	100.1	31.330	120.1	Pit In	278.4	1:56.789
17	Pit Out	95.8	30.535	122.0	40.051			17:00.098	46	Pit Out	102.2	29.798	118.6	39.612			28:24.627
18		33.194	29.439	123.7	39.917		303.4	1:42.550	47		33.380	103.6	29.109	127.5	38.931	308.6	1:41.420
19		33.117	29.437	123.6	40.230		306.8	1:42.784	48		32.987	107.6	29.014	124.0	39.017	301.7	1:41.018
20		35.003	32.191	116.4	Pit In		300.8	2:02.209	49		32.788	109.0	29.012	125.7	38.957	306.8	1:40.757
21	Pit Out	97.1	30.089	118.9	39.423			17:29.513	50		32.718	115.3	29.340	125.7	39.128	306.8	1:41.186
22		33.104	29.029	121.8	39.061		311.2	1:41.194	51		32.832	110.2	29.062	125.1	39.066	306.8	1:40.960
23		32.853	28.930	123.7	38.784		309.5	1:40.567	52		32.817	113.0	29.147	127.7	39.084	306.8	1:41.048
24		32.621	29.063	125.0	38.977		306.8	1:40.661	53		32.953	109.0	29.084	126.5	39.209	311.2	1:41.246
25		32.619	29.054	123.6	39.060		309.5	1:40.733	54		32.888	109.6	29.067	126.2	39.205	307.7	1:41.160
26		32.740	29.084	124.9	39.008		307.7	1:40.832	55		32.802	112.5	29.159	126.0	39.316	305.9	1:41.277
27		32.611	29.029	123.6	38.957		311.2	1:40.597	56		32.971	115.3	29.491	124.4	39.742	304.2	1:42.204
28		36.470	31.488	121.2	Pit In		291.1	1:58.506	57		37.351	94.2	31.776	113.9	Pit In	279.1	2:02.868
29	Pit Out	87.7	30.687	119.9	40.520			1:02:04.183	58								

55 Y. MOTELLA - 2									DUCATI								
lap	Sect-1	Speed	Sect-2	Speed	Sect-3	Speed	TopSpeed	laptime pit	lap	Sect-1	Speed	Sect-2	Speed	Sect-3	Speed	Topspeed	laptime pit
1	Pit Out	90.5	32.450	104.7	Pit In			2:06.561	30	34.503	104.5	29.994	114.3	Pit In		272.0	2:04.557
2	Pit Out	99.8	31.125	113.6	41.802			5:50.030	31	Pit Out	88.7	31.518	111.6	42.114			1:31:53.644
3		36.160	30.853	116.0	41.377		270.0	1:48.390	32		35.297	99.9	30.483	116.3	40.815	274.8	1:46.595
4		35.355	30.565	111.6	41.295		270.7	1:47.215	33		34.633	102.0	30.164	114.8	40.605	275.5	1:45.402
5		35.117	30.567	117.5	40.773		268.7	1:46.457	34		34.808	101.2	30.070	116.6	40.606	<u>276.9</u>	1:45.484
6		34.976	30.846	118.0	41.077		270.7	1:46.899	35		38.330	105.1	30.079	116.8	40.447	276.2	1:48.856
7		38.187	31.318	111.8	Pit In		273.4	2:03.016	36		34.605	103.8	30.039	117.5	40.479	276.2	1:45.123
8	Pit Out	102.2	30.721	115.1	41.317			17:38.995	37		34.614	101.0	29.979	118.2	40.393	276.2	1:44.986
9		34.892	30.746	115.3	41.050		271.4	1:46.688	38		34.546	103.9	30.024	117.0	40.459	276.2	1:45.029
10		34.822	30.545	117.0	40.818		271.4	1:46.185	39		34.587	106.4	30.064	113.8	40.366	276.2	1:45.017
11		34.876	30.883	115.0	42.672		274.8	1:48.431	40		34.641	101.3	30.009	117.4	41.000	<u>276.9</u>	1:45.650
12		35.001	30.441	116.0	41.145		271.4	1:46.587	41		34.473	103.8	30.065	117.4	40.472	276.2	1:45.010
13		36.817	31.547	112.0	Pit In		272.7	2:00.511	42		34.659	102.5	30.080	115.3	40.529	274.8	1:45.268
14	Pit Out	96.6	31.266	114.0	41.548			12:06.639	43		34.434	109.4	33.424	110.4	40.935	275.5	1:48.793
15		35.754	30.788	116.5	41.239		272.7	1:47.781	44		34.401	103.3	29.932	117.3	40.488	275.5	1:44.821
16		35.238	33.058	112.7	Pit In		274.1	2:01.776	45		37.057	98.3	31.612	106.7	Pit In	275.5	2:03.289
17	Pit Out	100.4	30.630	117.3	41.107			1:03:02.818	46	Pit Out	85.4	31.603	109.4	41.574			39:53.855
18		35.338	30.349	116.8	40.739		268.7	1:46.426	47		36.555	99.1	31.320	114.0	41.065	272.0	1:48.940
19		35.190	30.259	115.4	40.876		270.0	1:46.325	48		34.861	103.2	30.391	113.3	40.868	274.1	1:46.120
20		34.909	30.078	117.9	40.589		272.7	1:45.576	49		35.069	101.4	30.288	115.9	40.819	274.8	1:46.176
21		35.920	30.291	119.7	40.538		272.7	1:46.749	50		34.641	106.2	30.331	114.3	Pit In	274.1	2:00.078
22		34.862	30.143	118.2	40.486		272.0	1:45.491	51	Pit Out	101.8	30.313	118.3	40.672			17:39.552
23		34.628	30.108	115.9	40.352		270.0	1:45.088	52		34.449	106.2	<u>29.798</u>	117.1	40.252	272.7	1:44.499
24		34.574	30.183	118.6	40.367		272.7	1:45.124	53		34.354	105.1	30.022	116.3	<u>39.972</u>	274.1	1:44.348
25		34.579	31.177	116.9	40.619		272.7	1:46.375	54		<u>33.973</u>	<u>115.1</u>	30.009	<u>120.8</u>	40.143	276.2	<u>1:44.125</u>
26		34.697	30.026	118.0	40.487		271.4	1:45.210	55		34.191	105.9	30.028	109.9	40.408	274.8	1:44.627
27		34.744	30.131	116.5	41.267		273.4	1:46.142	56		34.091	108.5	31.808	118.7	46.344	<u>276.9</u>	1:52.243
28		34.723	30.056	118.4	40.353		273.4	1:45.132	57		34.627	101.6	29.948	113.6	Pit In	274.8	2:13.627
29		34.600	30.004	118.6	40.325		271.4	1:44.929	58								

60 M. van der MARK - 2									BMW								
lap	Sect-1	Speed	Sect-2	Speed	Sect-3	Speed	TopSpeed	laptime pit	lap	Sect-1	Speed	Sect-2	Speed	Sect-3	Speed	Topspeed	laptime pit
1	Pit Out	98.8	30.938	110.1	40.220			1:50.430	29	Pit Out	102.0	30.908	115.3	40.094			1:22:48.975
2		33.493	29.673	120.1	39.651		297.5	1:42.817	30		33.555	103.6	30.128	119.3	39.894	310.3	1:43.577



Feel Racing Tests

Feel Racing Racing Portimão Test

31 January - 1 February 2023

Laps and Sector Times - 31-01-2023

Autodromo Internacional Algarve - 4592 mtr.

3	33.191	107.1	29.478	120.8	39.375	305.1	1:42.044	31	39.446	105.9	30.338	117.1	Pit In	314.0	1:59.585
4	33.196	104.7	29.686	120.4	39.559	306.8	1:42.441	32	Pit Out	102.4	29.877	119.3	39.642		7:01.363
5	33.425	107.7	32.373	117.5	Pit In	314.0	1:54.667	33	33.532	104.9	29.320	119.3	39.544	313.0	1:42.396
6	Pit Out	106.4	29.943	113.9	39.668		17:03.340	34	35.658	105.2	29.306	116.3	39.444	314.0	1:44.408
7	33.434	106.3	29.628	117.0	39.631	300.8	1:42.693	35	33.758	104.5	29.544	120.0	39.583	298.3	1:42.885
8	33.265	105.9	29.539	118.0	39.513	303.4	1:42.317	36	33.088	107.9	29.425	120.7	39.113	303.4	1:41.626
9	33.152	105.7	29.484	116.1	39.466	311.2	1:42.102	37	33.037	107.0	29.407	119.6	39.145	313.0	1:41.589
10	33.226	104.4	29.442	117.5	39.738	312.1	1:42.406	38	32.833	110.4	29.450	112.0	47.439	312.1	1:49.722
11	38.296	102.0	30.444	117.6	43.044	314.9	1:51.784	39	33.054	105.4	29.288	120.1	39.115	314.0	1:41.457
12	33.251	109.3	30.870	111.3	Pit In	305.1	1:54.691	40	37.000	97.7	30.495	119.3	Pit In	309.5	1:56.347
13	Pit Out	100.3	30.868	111.1	39.663		15:52.769	41	Pit Out	104.0	30.049	115.9	44.374		28:44.863
14	32.949	111.5	29.425	122.0	39.293	311.2	1:41.667	42	33.043	110.3	29.586	117.6	39.286	307.7	1:41.915
15	33.045	105.4	<u>29.049</u>	120.8	39.041	312.1	1:41.135	43	33.258	108.3	29.407	<u>123.7</u>	39.421	311.2	1:42.086
16	32.859	107.5	29.154	119.1	38.991	314.9	1:41.004	44	33.054	107.9	29.404	117.0	39.452	309.5	1:41.910
17	32.902	107.8	29.160	117.1	39.165	315.8	1:41.227	45	33.018	108.2	29.325	117.8	39.322	313.0	1:41.665
18	32.801	109.1	29.221	117.1	39.329	314.9	1:41.351	46	33.054	108.7	29.333	119.5	39.195	313.0	1:41.582
19	37.111	104.4	30.436	116.0	Pit In	312.1	1:57.397	47	32.986	108.2	29.244	122.3	39.274	314.0	1:41.504
20	Pit Out	101.6	31.837	119.7	39.810		17:39.127	48	33.059	108.8	29.314	122.2	Pit In	313.0	1:51.417
21	33.012	111.0	29.630	120.3	39.308	310.3	1:41.950	49	Pit Out	106.5	29.766	116.8	39.550		4:45.461
22	33.150	109.3	29.474	120.1	39.553	297.5	1:42.177	50	32.812	110.7	29.213	122.6	<u>38.917</u>	314.9	1:40.942
23	33.148	108.5	31.809	117.0	Pit In	312.1	1:54.354	51	32.630	113.3	29.323	117.9	38.922	313.0	<u>1:40.875</u>
24	Pit Out	105.4	31.110	115.0	40.057		43:14.795	52	<u>32.618</u>	117.0	32.432	120.7	39.408	<u>316.7</u>	1:44.458
25	33.192	115.0	30.340	113.1	41.357	308.6	1:44.889	53	32.765	110.3	29.240	121.3	39.070	311.2	1:41.075
26	33.322	109.5	29.748	121.1	39.669	305.9	1:42.739	54	32.964	108.8	29.129	118.9	39.106	311.2	1:41.199
27	33.239	107.5	29.523	118.3	39.533	310.3	1:42.295	55	32.948	111.8	29.377	118.6	39.155	<u>316.7</u>	1:41.480
28	32.970	<u>119.5</u>	32.012	114.9	Pit In	309.5	1:57.536	56							

60 M. van der MARK - 1									BMW										
lap	Sect-1	Speed	Sect-2	Speed	Sect-3	Speed	TopSpeed	laptime	pit	lap	Sect-1	Speed	Sect-2	Speed	Sect-3	Speed	Topspeed	laptime	pit
1	Pit Out	97.8	30.467	115.5	40.519			1:48.917		3	33.703	105.9	29.752	117.6	<u>39.719</u>		295.1	<u>1:43.174</u>	
2	33.952	<u>106.4</u>	<u>29.674</u>	119.1	40.452		288.0	1:44.078		4	<u>33.615</u>	106.1	29.704	<u>120.1</u>	Pit In		<u>303.4</u>	1:55.346	

61 C. ONCU									KAWASAKI										
lap	Sect-1	Speed	Sect-2	Speed	Sect-3	Speed	TopSpeed	laptime	pit	lap	Sect-1	Speed	Sect-2	Speed	Sect-3	Speed	Topspeed	laptime	pit
1	Pit Out	66.2	41.728	83.5	51.563			2:23.027		40	Pit Out	97.1	32.208	117.9	40.955			14:29.656	
2	44.985	76.1	41.356	87.7	51.447		181.5	2:17.788		41	34.676	99.8	30.499	113.7	40.543		266.0	1:45.718	
3	44.536	74.2	39.894	81.5	51.833		194.9	2:16.263		42	34.693	100.0	30.026	116.4	40.489		266.0	1:45.208	
4	47.795	74.4	40.733	64.5	58.494		231.3	2:27.022		43	34.675	100.6	29.924	115.9	40.507		266.7	1:45.106	
5	43.944	71.2	39.533	79.3	Pit In		232.8	2:41.150		44	34.639	98.5	30.083	114.0	41.340		268.0	1:46.062	
6	Pit Out	93.8	31.853	111.2	41.256			27:05.150		45	36.215	98.8	30.811	113.3	41.232		255.3	1:48.258	
7	35.129	103.6	30.693	114.9	Pit In		264.1	2:33.073		46	42.956	80.3	33.933	111.0	41.132		270.7	1:58.021	
8	Pit Out	96.4	31.107	110.3	Pit In			22:06.773		47	34.600	101.2	29.839	<u>121.6</u>	40.405		272.7	1:44.844	
9	Pit Out	97.2	30.537	116.5	40.616			6:40.886		48	37.313	100.5	30.317	116.6	Pit In		270.0	2:04.744	
10	35.346	98.5	30.312	115.5	40.370		264.7	1:46.028		49	Pit Out	94.5	34.372	112.1	42.267			17:30.088	
11	35.100	103.3	30.189	115.9	40.307		268.0	1:45.596		50	34.459	101.2	29.997	116.6	<u>39.895</u>		<u>274.1</u>	1:44.351	
12	34.670	105.1	30.255	117.5	40.322		268.7	1:45.247		51	34.502	100.4	29.845	115.6	40.076		273.4	1:44.423	
13	34.641	103.1	30.146	115.0	40.209		268.0	2:44.996		52	44.851	99.4	30.357	117.8	41.450		271.4	1:56.658	
14	34.864	101.1	30.056	117.3	40.505		272.7	1:45.425		53	34.608	99.6	30.359	119.7	40.425		273.4	1:45.392	
15	34.877	103.6	30.136	116.0	40.371		268.7	1:45.384		54	34.319	102.4	<u>29.771</u>	116.9	40.156		272.0	<u>1:44.246</u>	
16	34.843	101.0	30.182	117.3	Pit In		268.0	1:55.350		55	34.433	102.9	29.819	118.0	Pit In		272.0	1:56.845	
17	Pit Out	98.0	30.760	113.2	40.873			18:52.041		56	Pit Out	97.1	31.823	113.3	41.663			43:54.499	
18	34.941	99.4	30.181	113.9	40.520		267.3	1:45.642		57	35.040	101.7	30.873	111.5	41.553		269.3	1:47.466	
19	34.826	102.2	30.029	116.8	40.564		268.0	1:45.419		58	34.954	98.5	30.574	116.4	Pit In		269.3	1:55.498	
20	34.835	102.0	30.046	115.6	40.584		267.3	1:45.465		59	Pit Out	96.4	30.753	116.1	41.132			14:46.717	
21	40.961	95.8	31.521	111.1	Pit In		269.3	2:03.940		60	34.847	98.6	30.429	115.5	40.612		268.0	1:45.888	
22	Pit Out	95.8	31.177	113.2	41.366			12:38.166		61	35.296	95.6	30.653	111.2	Pit In		270.0	2:01.855	
23	35.059	97.7	30.473	114.2	40.865		267.3	1:46.397		62	Pit Out	<u>116.9</u>	37.724	115.4	40.993			11:33.839	
24	34.725	103.1	30.170	116.5	40.529		267.3	1:45.424		63	35.045	99.1	30.564	112.9	Pit In		271.4	2:12.003	
25	46.412	101.8	30.229	119.9	40.550		266.0	1:57.191		64	Pit Out	99.9	30.499	118.0	45.553			21:21.098	
26	34.701	105.0	30.647	116.9	Pit In		270.7	1:57.687		65	35.077	100.0	30.617	114.9	41.361		269.3	1:47.055	
27	Pit Out	94.0	35.261	112.4	40.710			10:58.821		66	41.278	98.9	30.569	114.9	Pit In		267.3	2:00.513	
28	34.815	97.5	30.054	117.8	40.322		267.3	1:45.191		67	Pit Out	100.3						26:09.217	
29	34.619	101.4	30.128	114.4	40.442		268.0	1:45.189		68	34.649	99.5	30.083	116.6	40.365		269.3	1:45.097	
30	34.672	101.2	30.171	116.1	Pit In		268.7	1:58.696		69	34.452	100.3	29.786	116.4	40.203		269.3	1:44.441	
31	Pit Out	96.0	31.938	114.0	41.026			35:35.725		70	35.184	99.5	30.673	117.9	42.128		<u>274.1</u>	1:47.985	
32	34.733	98.0	30.125	119.3	40.318		266.7	1:45.176		71	34.386	103.0	29.978	116.1	53.862		272.0	1:58.226	
33	34.653	102.5	30.168	116.6	40.398		266.7	1:45.219		72	34.405	102.3	29.950	112.9	41.224		270.0	1:45.579	
34	34.751	101.9	29.919	116.8	40.145		264.7	1:44.815		73	34.326	101.1	29.879	118.8	40.224		272.0	1:44.429	



Feel Racing Tests

Feel Racing Racing Portimão Test
Laps and Sector Times - 31-01-2023

31 January - 1 February 2023
Autodromo Internacional Algarve - 4592 mtr.

35	34.577	104.2	29.891	117.0	40.182	263.4	1:44.650	74	<u>34.302</u>	101.8	29.801	118.4	40.414	268.7	1:44.517
36	34.443	103.2	29.930	118.4	40.206	264.7	1:44.579	75	34.367	103.7	29.803	115.1	40.281	270.0	1:44.451
37	37.543	101.4	31.060	113.4	40.750	266.7	1:49.353	76	34.308	103.4	29.922	115.4	40.215	268.0	1:44.445
38	34.703	102.1	30.030	120.7	40.203	265.4	1:44.936	77	34.442	101.3	29.926	116.9	40.286	270.0	1:44.654
39	36.229	98.1	31.190	114.8	Pit In	266.0	1:58.203	78	34.429	104.9	30.111	119.6	Pit In	270.0	1:57.042

62 S. MANZI									YAMAHA								
lap	Sect-1	Speed	Sect-2	Speed	Sect-3	Speed	TopSpeed	laptime pit	lap	Sect-1	Speed	Sect-2	Speed	Sect-3	Speed	Topspeed	laptime pit
1	Pit Out	80.9	34.531	105.2	43.890				42	34.681	103.9	30.975	115.5	Pit In		268.0	2:02.657
2	38.017	93.0	32.263	111.8	42.372		252.3	1:52.652	43	Pit Out	85.9	32.573	111.1	42.380			1:21:01.706
3	36.607	96.9	31.519	114.5	41.939		264.7	1:50.065	44	35.275	100.7	30.487	121.1	41.048		270.0	1:46.810
4	36.217	95.2	31.492	112.7	41.603		266.0	1:49.312	45	34.930	100.2	30.495	118.7	41.082		272.0	1:46.507
5	36.048	98.3	30.939	112.4	41.322		267.3	1:48.309	46	34.941	100.4	30.259	118.6	40.864		270.0	1:46.064
6	35.686	98.8	30.839	114.3	41.097		267.3	1:47.622	47	34.774	101.1	30.127	120.1	40.818		269.3	1:45.719
7	35.383	99.1	30.441	116.3	41.124		268.0	1:46.948	48	39.042	99.3	31.824	116.5	Pit In		264.1	2:08.891
8	35.073	107.4	30.520	121.3	40.976		266.7	1:46.569	49	Pit Out	93.3	32.081	118.6	40.893			9:56.235
9	35.066	100.7	30.311	122.6	42.502		266.7	1:47.879	50	34.653	103.1	29.973	124.1	40.409		272.0	1:45.035
10	35.046	101.4	30.406	121.2	40.776		266.7	1:46.228	51	34.277	105.0	29.967	119.1	40.279		272.7	1:44.523
11	36.127	91.8	31.425	122.3	Pit In		259.0	2:01.112	52	34.272	103.3	29.881	120.4	40.264		274.1	1:44.417
12	Pit Out	94.5	31.474	119.6	41.510			18:03.229	53	38.901	101.0	30.326	122.4	40.711		274.1	1:49.938
13	35.409	100.7	30.696	119.7	41.236		268.0	1:47.341	54	34.636	100.3	30.067	116.9	40.776		274.1	1:45.479
14	35.102	99.2	30.419	119.9	40.915		267.3	1:46.436	55	36.558	104.5	31.604	120.8	Pit In		273.4	2:06.507
15	35.207	100.2	30.306	121.3	40.873		267.3	1:46.386	56	Pit Out	95.8	30.912	117.6	40.916			20:08.721
16	34.963	102.1	30.515	115.4	40.986		268.7	1:46.464	57	34.814	102.1	29.994	122.2	40.533		271.4	1:45.341
17	35.094	101.7	30.396	118.6	40.896		269.3	1:46.386	58	34.604	102.5	30.110	113.4	40.490		269.3	1:45.204
18	34.793	104.4	30.432	121.5	40.768		268.7	1:45.993	59	34.507	103.0	30.935	120.8	40.718		270.0	1:46.160
19	34.976	99.5	30.298	121.9	40.672		269.3	1:45.946	60	34.460	102.9	30.168	120.9	40.604		272.0	1:45.232
20	34.854	104.5	30.417	121.8	40.947		271.4	1:46.218	61	34.435	104.4	30.100	117.4	40.474		270.7	1:45.009
21	34.809	103.2	30.499	124.4	40.782		270.0	1:46.090	62	34.947	103.9	30.032	121.6	40.365		272.0	1:45.344
22	40.859	101.5	32.647	116.4	Pit In		269.3	2:09.011	63	40.989	100.9	31.852	116.6	Pit In		272.0	2:06.585
23	Pit Out	88.8	32.846	110.5	44.597			29:24.019	64	Pit Out	98.3	30.915	117.9	41.237			23:19.017
24	35.975	101.7	30.441	118.0	40.946		266.0	1:47.362	65	34.916	101.4	30.246	117.4	40.888		269.3	1:46.050
25	35.020	101.8	30.046	122.7	40.723		267.3	1:45.789	66	34.829	100.6	30.197	118.6	40.784		270.0	1:45.810
26	34.702	102.4	30.002	122.3	40.639		268.0	1:45.343	67	34.710	102.9	30.031	120.5	40.784		270.7	1:45.525
27	34.793	102.6	30.149	119.5	40.404		268.0	1:45.346	68	34.452	104.5	30.048	120.9	40.737		270.7	1:45.237
28	34.897	102.9	30.048	124.3	40.196		265.4	1:45.141	69	34.490	104.2	29.969	120.5	40.680		271.4	1:45.139
29	34.803	102.2	30.099	125.1	40.425		268.7	1:45.327	70	34.395	103.7	30.023	120.9	40.526		271.4	1:44.944
30	34.604	103.5	29.921	125.7	40.577		267.3	1:45.102	71	34.330	108.1	30.054	117.9	40.567		270.7	1:44.951
31	34.470	104.0	29.952	121.6	40.460		268.0	1:44.882	72	34.509	102.8	30.106	121.3	40.672		270.0	1:45.287
32	38.157	98.9	31.539	122.2	Pit In		268.0	2:04.898	73	38.622	104.4	31.764	120.5	Pit In		266.7	2:05.036
33	Pit Out	96.9	31.144	119.1	41.116			16:29.812	74	Pit Out	96.5	35.098	113.8	41.064			18:41.848
34	35.047	103.3	30.288	119.2	40.689		266.7	1:46.024	75	34.656	104.7	29.955	119.9	40.385		272.7	1:44.996
35	34.728	102.2	30.165	127.5	40.684		266.0	1:45.577	76	34.389	102.9	29.933	121.3	40.311		272.7	1:44.633
36	34.785	105.9	30.181	127.1	40.649		268.0	1:45.615	77	34.372	103.5	29.897	122.6	40.208		272.0	1:44.477
37	34.783	102.8	30.127	123.0	40.697		267.3	1:45.607	78	<u>34.219</u>	106.1	<u>29.736</u>	123.1	<u>40.107</u>		273.4	<u>1:44.062</u>
38	34.790	103.5	30.091	126.2	40.561		266.0	1:45.442	79	34.265	105.2	29.806	119.7	40.232		275.5	1:44.303
39	34.401	<u>109.6</u>	30.187	126.9	40.475		267.3	1:45.063	80	37.305	108.1	35.621	115.8	41.057		272.0	1:53.983
40	34.618	106.3	29.913	122.7	40.513		267.3	1:45.044	81	34.758	105.3	30.293	119.3	Pit In		269.3	2:05.266
41	34.430	108.3	30.014	119.6	40.540		269.3	1:44.984	82								

65 J. REA - 2									KAWASAKI								
lap	Sect-1	Speed	Sect-2	Speed	Sect-3	Speed	TopSpeed	laptime pit	lap	Sect-1	Speed	Sect-2	Speed	Sect-3	Speed	Topspeed	laptime pit
1	Pit Out	101.3	30.733	120.7	41.404			1:45.964	3	<u>32.845</u>	<u>109.0</u>	30.703	121.3	Pit In		<u>314.9</u>	1:49.335
2	32.929	108.7	<u>29.670</u>	<u>125.1</u>	<u>39.171</u>		<u>314.9</u>	<u>1:41.770</u>	4	Pit Out	98.9	31.906	99.5	Pit In			1:15:00.293

65 J. REA - 1									KAWASAKI								
lap	Sect-1	Speed	Sect-2	Speed	Sect-3	Speed	TopSpeed	laptime pit	lap	Sect-1	Speed	Sect-2	Speed	Sect-3	Speed	Topspeed	laptime pit
1	Pit Out	95.8	30.676	119.1	Pit In			2:00.657	32	32.672	110.8	30.678	119.9	Pit In		313.0	1:55.722
2	Pit Out	107.7	30.234	119.5	Pit In			5:43.509	33	Pit Out	107.6	30.955	118.8	40.288			14:12.418
3	Pit Out	100.4	30.026	123.6	39.680			11:08.128	34	32.691	105.8	28.779	127.7	38.742		312.1	1:40.212
4	32.889	118.0	31.076	123.9	40.718		307.7	1:44.683	35	34.074	103.8	30.019	120.1	40.541		314.9	1:44.634
5	32.977	112.0	29.477	123.6	38.800		310.3	1:41.254	36	32.479	112.7	29.062	123.4	38.982		314.0	1:40.523
6	32.957	104.5	29.033	126.3	38.966		313.0	1:40.956	37	32.431	115.4	34.260	110.3	43.450		313.0	1:50.141
7	32.987	103.7	29.108	124.9	39.040		312.1	1:41.135	38	32.689	108.4	28.897	123.3	38.929		314.0	1:40.515
8	34.324	108.4	30.342	118.8	Pit In		309.5	1:56.458	39	32.664	107.2	28.944	124.7	38.761		311.2	1:40.369
9	Pit Out	101.7	30.174	124.6	Pit In			32:24.090	40	32.670	107.7	28.882	122.6	Pit In		313.0	1:52.003
10	Pit Out	102.2	30.321	123.7	40.204			2:31.657	41	Pit Out	99.9	30.250	121.3	40.019			1:44:36.330
11	33.150	108.1	29.489	125.9	39.049		313.0	1:41.688	42	32.890	105.0	29.078	125.4	39.159		314.9	1:41.127



Feel Racing Tests

Feel Racing Racing Portimão Test

31 January - 1 February 2023

Laps and Sector Times - 31-01-2023

Autodromo Internacional Algarve - 4592 mtr.

12	32.937	105.5	29.227	123.0	39.120	312.1	1:41.284	43	32.781	104.2	29.071	125.9	39.196	314.9	1:41.048
13	32.991	107.1	29.256	123.0	39.214	313.0	1:41.461	44	35.699	103.3	29.878	123.0	Pit In	315.8	1:53.090
14	35.489	100.8	30.129	124.9	Pit In	312.1	1:55.913	45	Pit Out	102.1	30.083	123.0	39.248		46:05.630
15	Pit Out	105.4	30.212	117.4	39.996		24:05.900	46	32.561	106.0	28.917	123.4	38.749	316.7	1:40.227
16	32.819	110.2	28.989	126.0	38.694	311.2	1:40.502	47	32.682	103.7	28.710	126.6	38.755	317.6	1:40.147
17	32.678	107.6	28.787	125.6	38.834	313.0	1:40.299	48	32.535	109.1	28.934	127.1	38.772	314.9	1:40.241
18	32.741	107.6	28.780	125.3	39.937	313.0	1:41.458	49	32.523	105.5	28.898	124.7	38.705	315.8	1:40.126
19	32.692	110.4	28.939	125.9	38.785	313.0	1:40.416	50	32.497	109.9	28.918	124.9	38.737	317.6	1:40.152
20	32.615	106.5	28.863	126.6	38.893	314.0	1:40.371	51	35.711	97.5	31.048	121.2	Pit In	304.2	1:54.481
21	32.599	105.6	28.744	122.6	38.867	313.0	1:40.210	52	Pit Out	104.4	30.009	123.7	39.558		11:39.711
22	35.963	99.3	30.856	106.3	Pit In	309.5	1:59.063	53	32.468	107.9	<u>28.693</u>	<u>127.8</u>	<u>38.539</u>	318.6	<u>1:39.700</u>
23	Pit Out	101.4	31.113	116.8	40.680		34:35.371	54	33.782	106.3	30.457	124.1	39.862	317.6	1:44.101
24	32.840	111.2	29.291	127.7	38.906	314.0	1:41.037	55	32.501	110.0	28.830	125.1	38.867	316.7	1:40.198
25	32.660	105.7	29.074	126.0	38.949	317.6	1:40.683	56	32.404	<u>118.4</u>	31.664	110.4	Pit In	315.8	1:50.649
26	32.491	114.0	29.181	124.9	38.950	315.8	1:40.622	57	Pit Out	101.0	32.022	103.0	40.531		5:35.888
27	32.717	110.7	29.160	122.9	38.992	314.0	1:40.869	58	<u>32.283</u>	115.0	29.104	126.3	38.713	<u>319.5</u>	1:40.100
28	35.938	104.2	34.270	115.6	Pit In	316.7	2:04.810	59	36.422	100.9	29.552	122.6	39.910	316.7	1:45.884
29	Pit Out	100.1	31.661	120.3	43.910		13:10.944	60	32.414	108.7	28.836	127.1	38.956	318.6	1:40.206
30	32.599	114.3	29.186	126.3	38.679	311.2	1:40.464	61	37.862	100.5	33.904	116.3	Pit In	314.0	2:01.400
31	32.663	107.9	28.944	124.6	39.020	312.1	1:40.627	62							

66 T. SYKES - 1									KAWASAKI											
lap	Sect-1	Speed	Sect-2	Speed	Sect-3	Speed	TopSpeed	laptime	pit	lap	Sect-1	Speed	Sect-2	Speed	Sect-3	Speed	Topspeed	laptime	pit	
1	Pit Out	93.7	32.966	111.9	43.378			1:56.922		28	34.285	102.1	30.848	119.9	39.923		306.8	1:45.056		
2	40.194	100.2	34.134	119.1	Pit In		266.0	2:09.375		29	33.368	107.8	29.551	128.6	39.455		310.3	1:42.374		
3	Pit Out	99.3	32.802	123.0	40.430			12:42.819		30	33.385	106.3	29.503	127.2	39.459		305.9	1:42.347		
4	34.221	101.8	30.124	127.2	40.030		298.3	1:44.375		31	35.277	99.2	30.410	121.5	Pit In		291.9	1:57.614		
5	33.936	102.6	30.133	125.6	40.166		304.2	1:44.235		32	Pit Out	100.3	30.548	122.9	40.118			13:53.585		
6	34.002	101.6	29.926	128.7	40.010		301.7	1:43.938		33	33.244	107.6	29.234	<u>129.8</u>	39.300		307.7	1:41.778		
7	33.974	104.4	29.749	127.2	39.718		305.1	1:43.441		34	37.406	104.8	31.148	113.8	42.434		310.3	1:50.988		
8	40.200	98.7	32.584	121.9	40.092		305.1	1:52.876		35	33.387	104.5	29.262	123.7	39.257		308.6	1:41.906		
9	33.819	105.9	30.093	122.9	39.852		300.0	1:43.764		36	35.742	101.5	30.535	111.9	40.876		303.4	1:47.153		
10	40.620	100.6	34.212	106.3	Pit In		300.8	2:14.627		37	33.365	104.5	29.342	119.3	39.342		309.5	1:42.049		
11	Pit Out	100.3	32.973	111.5	41.362			21:43.349		38	36.119	102.1	31.303	112.5	Pit In		291.9	2:00.200		
12	33.957	104.1	30.020	128.6	39.948		305.1	1:43.925		39	Pit Out	102.0	30.691	120.8	39.946			25:15.433		
13	33.842	<u>113.0</u>	30.757	125.9	39.897		301.7	1:44.496		40	33.141	109.4	29.298	127.5	<u>39.170</u>		308.6	1:41.609		
14	33.569	103.3	29.457	129.2	39.695		302.5	1:42.721		41	44.243	103.0	36.539	111.2	41.820		304.2	2:02.602		
15	35.679	100.7	30.537	127.1	42.909		295.9	1:49.125		42	<u>33.098</u>	105.5	39.401	119.5	45.324		308.6	1:57.823		
16	33.611	107.1	30.303	102.9	44.631		304.2	1:48.545		43	33.232	105.7	<u>29.173</u>	125.0	39.173		307.7	<u>1:41.578</u>		
17	33.618	105.2	29.638	123.3	39.517		305.9	1:42.773		44	35.321	105.9	33.358	115.1	40.560		281.3	1:49.239		
18	39.619	99.5	34.001	113.9	Pit In		276.2	2:10.435		45	33.130	108.3	29.262	124.9	39.390		305.9	1:41.782		
19	Pit Out	101.5	31.560	114.8	40.385			26:31.862		46	35.425	111.1	31.582	122.2	Pit In		293.5	1:57.173		
20	33.631	104.1	29.563	126.8	39.440		<u>312.1</u>	1:42.634		47	Pit Out	100.7	30.862	114.5	40.481			28:24.204		
21	36.524	99.9	32.668	114.3	41.420		306.8	1:50.612		48	33.123	109.9	29.518	128.9	39.370		308.6	1:42.011		
22	33.403	104.3	29.310	129.7	39.360		310.3	1:42.073		49	35.887	105.9	35.637	107.8	42.242		294.3	1:53.766		
23	34.842	104.3	30.438	121.3	40.212		301.7	1:45.492		50	33.474	104.9	29.319	129.0	39.418		305.1	1:42.211		
24	33.475	103.4	29.225	118.3	39.392		310.3	1:42.092		51	35.290	109.1	31.511	116.9	Pit In		307.7	2:00.521		
25	33.327	104.7	29.393	127.4	39.350		306.8	1:42.070		52	Pit Out	94.5	38.344	112.3	Pit In			15:51.541		
26	36.180	103.1	32.516	122.0	Pit In		291.1	2:04.391		53	Pit Out	103.3	37.369	111.2	Pit In			4:01.245		
27	Pit Out	96.7	34.071	116.4	41.141			32:49.887		54										

69 F. CARICASULO									DUCATI										
lap	Sect-1	Speed	Sect-2	Speed	Sect-3	Speed	TopSpeed	laptime	pit	lap	Sect-1	Speed	Sect-2	Speed	Sect-3	Speed	Topspeed	laptime	pit
1	Pit Out	86.3	36.856	100.7	52.540			2:14.649		35	34.351	101.6	29.906	116.4	40.435		<u>282.7</u>	1:44.692	
2	38.272	95.2	30.868	113.6	41.072		271.4	1:50.212		36	39.211	100.4	31.810	121.3	Pit In		281.3	2:09.094	
3	34.865	115.8	31.021	116.5	40.616		278.4	1:46.502		37	Pit Out	96.3	30.894	118.4	41.425			24:24.683	
4	34.676	108.5	30.186	118.9	40.592		279.8	1:45.454		38	34.289	101.3	29.690	120.5	40.138		276.2	1:44.117	
5	34.668	102.5	29.732	123.0	40.455		276.2	1:44.855		39	34.173	103.6	<u>29.659</u>	116.4	40.199		279.1	1:44.031	
6	34.417	109.2	30.302	117.0	43.134		279.1	1:47.853		40	<u>33.936</u>	104.0	29.831	117.1	<u>40.006</u>		277.6	<u>1:43.773</u>	
7	34.640	110.0	30.058	117.4	40.450		276.9	1:45.148		41	34.083	102.7	33.515	122.7	1:00.326		277.6	2:07.924	
8	34.501	106.7	29.931	118.8	40.774		272.0	1:45.206		42	34.196	110.2	30.810	119.5	Pit In		278.4	2:00.806	
9	34.448	118.3	42.227	115.0	40.929		282.0	1:57.604		43	Pit Out	84.0	33.588	119.3	41.744			19:56.861	
10	34.587	101.7	29.931	119.3	40.540		276.2	1:45.058		44	34.395	103.8	29.998	118.7	40.684		276.2	1:45.077	
11	34.236	115.8	31.341	122.0	Pit In		279.1	2:00.613		45	34.431	102.9	29.944	117.8	40.612		279.8	1:44.987	
12	Pit Out	103.7	31.924	106.8	52.585			22:46.148		46	34.463	103.9	30.184	118.3	40.951		278.4	1:45.598	
13	35.134	106.5	30.898	116.9	41.275		270.0	1:47.307		47	42.825	100.1	31.678	116.9	Pit In		281.3	2:13.418	
14	34.718	106.6	30.589	117.0	41.152		274.8	1:46.459		48	Pit Out	101.8	30.849	<u>126.0</u>	45.848			13:43.684	
15	34.467	105.8	30.126	117.8	Pit In		276.2	2:15.572		49	34.335	104.1	29.794	122.0	40.606		280.5	1:44.735	



Feel Racing Tests

Feel Racing Racing Portimão Test
Laps and Sector Times - 31-01-2023

31 January - 1 February 2023
Autodromo Internacional Algarve - 4592 mtr.

16	Pit Out	95.7	31.596	114.6	41.790		l: 14:20.662	50	34.337	103.7	29.985	119.7	40.134	280.5	1:44.456
17	34.917	101.1	30.290	119.9	40.715	271.4	1:45.922	51	34.030	108.0	29.832	119.3	40.379	278.4	1:44.241
18	34.581	101.8	30.018	116.4	40.604	274.1	1:45.203	52	42.922	103.5	31.321	117.1	Pit In	278.4	2:08.681
19	34.177	108.4	29.932	118.2	40.239	279.8	1:44.348	53	Pit Out	96.9	30.948	124.1	41.406		17:42.325
20	34.446	103.4	29.822	119.1	40.201	272.7	1:44.469	54	34.485	101.7	30.017	124.4	40.887	277.6	1:45.389
21	34.321	105.1	29.767	119.9	40.414	274.8	1:44.502	55	34.345	103.4	29.929	120.3	40.342	276.9	1:44.616
22	34.097	113.3	30.409	117.4	40.713	276.2	1:45.219	56	34.385	103.5	29.971	119.1	40.373	279.8	1:44.729
23	34.006	117.1	31.945	120.0	Pit In	274.8	2:01.265	57	34.127	107.5	29.951	121.3	40.331	280.5	1:44.409
24	Pit Out	92.2	30.986	121.6	41.430		28:39.682	58	34.067	103.3	29.677	124.1	40.326	277.6	1:44.070
25	34.284	107.6	30.205	120.8	40.503	272.7	1:44.992	59	34.183	105.3	29.782	123.0	40.241	278.4	1:44.206
26	34.275	105.3	30.165	111.8	40.577	276.2	1:45.017	60	33.978	109.4	30.944	122.2	46.572	279.1	1:51.494
27	34.304	102.0	29.914	118.3	40.447	276.9	1:44.665	61	34.051	107.8	30.483	122.3	Pit In	279.1	2:01.487
28	34.206	102.2	30.182	119.9	41.106	276.2	1:45.494	62	Pit Out	98.4	31.029	116.9	41.719		18:45.337
29	34.159	104.5	29.853	122.4	40.441	279.1	1:44.453	63	34.780	103.7	30.292	125.3	41.072	274.8	1:46.144
30	35.065	101.2	30.673	118.0	Pit In	279.1	2:02.970	64	34.261	106.1	30.096	121.6	40.669	274.8	1:45.026
31	Pit Out	97.5	30.725	121.5	41.265		17:06.627	65	34.337	104.2	29.821	120.9	40.394	277.6	1:44.552
32	34.309	101.8	30.083	119.5	40.701	277.6	1:45.093	66	34.325	104.9	29.870	124.3	40.310	278.4	1:44.505
33	34.405	100.9	30.130	123.0	40.642	280.5	1:45.177	67	34.227	104.5	29.700	123.9	40.345	278.4	1:44.272
34	34.497	102.7	29.991	121.6	40.516	279.1	1:45.004	68	39.484	130.4	37.566	120.1	Pit In	277.6	2:13.757

73 M. KOFLER										DUCATI									
lap	Sect-1	Speed	Sect-2	Speed	Sect-3	Speed	TopSpeed	laptime	pit	lap	Sect-1	Speed	Sect-2	Speed	Sect-3	Speed	Topspeed	laptime	pit
1	Pit Out	79.1	34.454	96.5	44.907			2:05.110		31	39.743	90.6	32.248	108.7	41.944		268.7	1:53.935	
2	37.908	89.1	32.875	105.9	43.084	255.3	1:53.867			32	35.370	101.5	30.946	116.9	41.487		268.7	1:47.803	
3	38.072	85.9	32.722	103.0	43.252	263.4	1:54.046			33	35.232	99.7	30.728	118.7	41.695		270.0	1:47.655	
4	42.466	76.7	36.999	94.4	Pit In			2:19.474		34	41.795	87.6	34.884	110.0	Pit In		264.7	2:08.087	
5	Pit Out	84.6	32.818	106.8	43.475			16:20.318		35	Pit Out	90.0	33.057	109.5	46.899			l: 29:28.062	
6	36.285	95.8	31.614	110.5	42.360	269.3	1:50.259			36	35.875	93.1	31.323	112.7	41.965		270.0	1:49.163	
7	36.629	91.6	31.757	108.5	41.912	268.0	1:50.298			37	35.868	95.2	31.262	113.7	41.908		271.4	1:49.038	
8	35.690	95.9	31.240	113.2	41.752	271.4	1:48.682			38	35.785	92.9	31.000	112.9	41.766		270.7	1:48.551	
9	40.157	85.8	31.642	111.5	42.557	270.7	1:54.356			39	35.747	97.2	34.630	99.0	50.375		270.7	2:00.752	
10	36.845	93.3	31.733	103.3	42.538	270.0	1:51.116			40	35.470	98.6	34.046	114.0	Pit In		269.3	2:02.419	
11	36.291	92.9	31.408	110.5	Pit In			2:04.154		41	Pit Out	80.1	31.854	112.9	42.304			23:57.752	
12	Pit Out	84.8	32.836	106.4	46.168			40:55.901		42	35.650	95.6	31.265	116.5	41.794		272.7	1:48.709	
13	36.261	93.0	31.584	115.1	41.871	266.0	1:49.716			43	35.132	100.7	30.828	118.7	41.462		273.4	1:47.422	
14	36.022	93.9	31.317	115.9	41.757	268.0	1:49.096			44	39.425	90.9	31.637	115.0	43.978		272.0	1:55.040	
15	35.767	95.4	31.030	109.2	41.878	267.3	1:48.675			45	35.172	99.6	30.642	116.3	41.316		274.8	1:47.130	
16	35.468	97.1	31.244	115.9	41.857	270.0	1:48.569			46	40.318	90.2	32.776	108.4	Pit In		273.4	2:07.935	
17	40.999	87.4	32.518	106.4	Pit In			2:07.207		47	Pit Out	90.6	33.438	107.2	50.450			22:02.247	
18	Pit Out	92.6	32.668	105.6	45.561			20:32.355		48	35.866	96.7	32.818	99.8	50.658		269.3	1:59.342	
19	36.331	94.2	30.868	120.5	42.158	266.7	1:49.357			49	35.807	99.4	31.277	115.3	42.434		271.4	1:49.518	
20	35.690	99.1	31.154	111.8	42.388	266.7	1:49.232			50	35.646	97.4	30.707	118.8	41.595		273.4	1:47.948	
21	35.695	99.7	31.239	116.6	42.055	265.4	1:48.989			51	35.409	96.4	30.980	117.4	41.778		274.1	1:48.167	
22	36.630	84.1	38.059	107.9	46.394	266.0	2:01.083			52	46.554	91.1	32.783	97.5	Pit In		272.0	2:18.016	
23	35.811	99.7	31.318	116.0	42.425	268.7	1:49.554			53	Pit Out	95.8	32.310	109.2	43.474			26:54.482	
24	42.664	91.5	32.246	112.4	Pit In			2:09.195		54	35.533	98.4	30.638	117.1	41.152		274.1	1:47.323	
25	Pit Out	84.8	32.297	114.0	43.033			30:12.044		55	35.558	97.5	30.408	116.4	41.064		275.5	1:47.030	
26	35.593	97.7	31.072	115.3	41.583	267.3	1:48.248			56	34.985	102.2	30.507	117.0	40.999		274.8	1:46.491	
27	35.589	97.8	30.874	121.1	41.695	269.3	1:48.158			57	37.066	99.3	31.833	104.4	42.924		273.4	1:51.823	
28	35.285	100.8	30.988	117.6	41.549	269.3	1:47.822			58	35.302	98.7	32.748	112.9	47.148		275.5	1:55.198	
29	43.895	88.5	33.534	109.2	52.889	267.3	2:10.318			59	35.284	100.5	30.669	116.1	41.535		273.4	1:47.488	
30	35.441	99.5	30.996	117.4	41.577	267.3	1:48.014			60	45.713	87.9	34.121	105.3	Pit In		272.7	2:17.000	

76 L. BAZ - 1										BMW									
lap	Sect-1	Speed	Sect-2	Speed	Sect-3	Speed	TopSpeed	laptime	pit	lap	Sect-1	Speed	Sect-2	Speed	Sect-3	Speed	Topspeed	laptime	pit
1	Pit Out	93.9	32.402	114.9	41.252			1:50.043		10	33.606	108.4	32.556	122.0	Pit In		311.2	2:00.574	
2	34.663	103.4	30.201	126.3	40.124	299.2	1:44.988			11	Pit Out	105.8	36.840	113.1	Pit In			23:44.903	
3	33.528	109.9	30.107	123.4	39.944	305.9	1:43.579			12	Pit Out	101.5	30.837	119.5	40.163			6:39.078	
4	33.277	114.0	30.180	120.8	40.672	305.1	1:44.129			13	33.408	110.0	29.858	117.9	39.753		307.7	1:43.019	
5	33.438	106.8	29.510	122.9	39.812	307.7	1:42.760			14	32.852	113.9	29.695	122.9	39.311		314.9	1:41.858	
6	33.261	110.8	34.256	110.1	Pit In			2:06.649		15	33.069	111.0	29.543	122.3	47.126		313.0	1:49.738	
7	Pit Out	101.4	33.249	124.9	43.334			28:55.226		16	33.351	105.7	29.545	119.1	39.714		309.5	1:42.610	
8	33.494	104.5	29.637	122.9	39.757	302.5	1:42.888			17	39.782	85.2	35.823	114.8	Pit In		290.3	2:09.241	
9	33.396	135.2	36.605	120.7	40.616	298.3	1:50.617			18									



Feel Racing Tests

Feel Racing Racing Portimão Test
Laps and Sector Times - 31-01-2023

31 January - 1 February 2023
Autodromo Internacional Algarve - 4592 mtr.

76 L. BAZ - 2										BMW									
lap	Sect-1	Speed	Sect-2	Speed	Sect-3	Speed	TopSpeed	laptime	pit	lap	Sect-1	Speed	Sect-2	Speed	Sect-3	Speed	Topspeed	laptime	pit
1	Pit Out	95.4	35.019	119.5	Pit In			2:07.933		21	33.812	103.7	30.201	123.0	44.919		312.1	1:48.932	
2	Pit Out	105.0	31.792	118.4	40.896			13:42.818		22	36.344	102.7	29.983	125.9	41.265		317.6	1:47.592	
3	33.053	126.3	39.976	122.9	40.736		314.0	1:53.765		23	34.376	100.1	30.079	112.1	40.243		316.7	1:44.698	
4	33.517	104.5	30.756	122.6	40.123		310.3	1:44.396		24	33.218	105.0	29.686	117.6	40.330		315.8	1:43.234	
5	33.483	106.3	29.666	125.9	39.747		306.8	1:42.896		25	41.117	95.7	32.427	118.8	Pit In		306.8	2:06.557	
6	38.392	102.0	30.510	124.0	Pit In		290.3	2:02.813		26	Pit Out	99.7	37.015	120.4	Pit In			26:26.227	
7	Pit Out	100.0	31.169	117.1	41.950			24:13.452		27	Pit Out	104.3	29.917	129.2	40.508			5:46.409	
8	33.582	101.9	29.725	117.4	39.646		310.3	1:42.953		28	32.926	105.9	29.141	129.2	39.204		319.5	1:41.271	
9	39.057	101.9	31.170	122.7	41.179		317.6	1:51.406		29	32.705	107.4	29.353	119.6	39.323		319.5	1:41.381	
10	33.182	107.8	29.630	122.4	39.808		313.0	1:42.620		30	35.452	105.7	30.581	122.4	39.225		<u>322.4</u>	1:45.258	
11	39.037	96.8	33.016	117.9	Pit In		301.7	2:05.827		31	33.072	100.7	29.240	123.9	39.432			1:41.744	
12	Pit Out	104.0	32.136	117.9	44.988			16:46.225		32	36.879	93.8	34.924	120.5	Pit In		302.5	2:03.969	
13	32.923	110.1	29.662	120.9	39.340		310.3	1:41.925		33	Pit Out	92.5	31.537	121.9	41.640			16:43.730	
14	33.004	103.3	29.282	123.0	39.334		314.0	1:41.620		34	33.277	105.1	29.538	127.7	39.944		313.0	1:42.759	
15	40.538	101.2	30.782	125.0	40.820		314.0	1:52.140		35	37.499	<u>132.4</u>	34.857	117.9	Pit In		317.6	2:02.015	
16	32.895	114.2	29.770	123.7	39.823		312.1	1:42.488		36	Pit Out	103.8	30.381	118.9	40.341			7:03.630	
17	32.795	111.6	29.380	128.1	39.438		314.9	1:41.613		37	32.888	106.2	29.167	125.7	<u>38.908</u>		313.0	1:40.963	
18	39.145	97.7	34.994	108.9	Pit In		296.7	2:10.842		38	<u>32.656</u>	106.5	<u>28.996</u>	<u>130.8</u>	39.085		319.5	<u>1:40.737</u>	
19	Pit Out	97.4	32.271	121.5	Pit In			59:27.017		39	37.341	101.8	30.972	118.8	Pit In		305.1	1:59.434	
20	Pit Out	100.3	31.670	117.9	51.355			1:08:53.087		40									

77 D. AEGERTER - 1										YAMAHA									
lap	Sect-1	Speed	Sect-2	Speed	Sect-3	Speed	TopSpeed	laptime	pit	lap	Sect-1	Speed	Sect-2	Speed	Sect-3	Speed	Topspeed	laptime	pit
1	Pit Out	89.9	31.570	117.1	45.992			1:57.297		21	33.157	105.4	29.374	119.3	39.477		305.9	1:42.008	
2	34.136	101.2	29.707	120.4	40.032		295.9	1:43.875		22	35.347	103.1	33.508	116.8	Pit In		302.5	1:57.777	
3	33.562	103.1	29.822	120.9	39.687		307.7	1:43.071		23	Pit Out	92.7	33.282	118.9	41.438			23:41.795	
4	33.379	103.0	29.549	122.6	39.513		306.8	1:42.441		24	33.373	105.7	29.290	122.7	39.239		298.3	1:41.902	
5	33.978	105.8	29.633	122.0	39.547		308.6	1:43.158		25	33.247	101.9	<u>29.168</u>	122.0	39.087		307.7	1:41.502	
6	33.411	104.3	29.711	118.8	39.680		304.2	1:42.802		26	33.012	107.5	29.271	122.9	39.149		308.6	<u>1:41.432</u>	
7	33.276	104.4	29.472	121.2	39.519		306.8	1:42.267		27	33.056	105.6	29.333	120.0	<u>39.071</u>		307.7	1:41.460	
8	38.330	107.0	30.824	116.3	Pit In		306.8	1:59.087		28	33.265	107.1	29.529	117.6	39.327		306.8	1:42.121	
9	Pit Out	90.4	33.998	120.9	41.198			23:42.917		29	33.218	103.2	29.261	123.6	39.382		303.4	1:41.861	
10	33.941	100.1	29.680	117.6	40.011		303.4	1:43.632		30	<u>32.894</u>	109.2	29.439	122.4	39.308		305.1	1:41.641	
11	33.199	<u>115.8</u>	30.155	126.3	39.838		305.9	1:43.192		31	36.677	97.2	32.872	119.5	42.279		<u>309.5</u>	1:51.828	
12	33.567	103.9	29.616	121.2	39.732		306.8	1:42.915		32	33.079	110.3	29.624	119.7	39.463		306.8	1:42.166	
13	33.387	110.5	29.903	117.1	39.918		<u>309.5</u>	1:43.208		33	33.068	106.3	29.551	121.3	39.612		305.1	1:42.231	
14	37.533	102.4	30.437	123.0	Pit In		293.5	1:58.292		34	36.606	102.6	31.307	115.4	Pit In		295.9	1:59.797	
15	Pit Out	100.3	31.525	122.7	39.631			10:29.007		35	Pit Out	97.0	31.281	121.5	40.661			19:35.838	
16	33.603	105.6	29.494	119.3	39.196		301.7	1:42.293		36	33.774	106.4	29.827	120.0	39.795		299.2	1:43.396	
17	33.263	109.2	29.423	<u>127.8</u>	39.675		305.9	1:42.361		37	33.351	110.1	29.815	122.9	39.810		305.9	1:42.976	
18	33.251	105.4	29.281	125.4	39.893		306.8	1:42.425		38	33.535	102.5	29.556	119.2	39.797		306.8	1:42.888	
19	35.680	105.2	30.142	125.1	40.016		305.9	1:45.838		39	1:00.983	94.9	31.694	121.2	Pit In		305.9	2:25.693	
20	32.957	111.8	29.613	121.1	39.384		<u>309.5</u>	1:41.954		40									

77 D. AEGERTER - 2										YAMAHA									
lap	Sect-1	Speed	Sect-2	Speed	Sect-3	Speed	TopSpeed	laptime	pit	lap	Sect-1	Speed	Sect-2	Speed	Sect-3	Speed	Topspeed	laptime	pit
1	Pit Out	88.8	33.745	109.9	43.430			1:57.864		26	33.574	100.2	29.490	121.8	39.863		304.2	1:42.927	
2	35.782	107.0	31.401	117.5	40.848		264.7	1:48.031		27	37.246	98.3	31.368	121.5	Pit In		306.8	2:02.717	
3	34.702	109.0	30.933	127.5	40.622		291.9	1:46.257		28	Pit Out	93.5	31.159	116.6	41.509			28:51.966	
4	34.185	113.0	30.589	118.9	40.264		299.2	1:45.038		29	33.893	104.5	29.730	120.1	39.841		297.5	1:43.464	
5	35.556	99.7	31.398	122.6	Pit In		276.2	2:00.971		30	33.383	107.4	29.982	122.7	39.814		302.5	1:43.179	
6	Pit Out	96.3	30.881	117.6	40.770			12:18.982		31	33.464	104.0	29.814	122.6	39.701		305.9	1:42.979	
7	34.379	110.0	30.401	120.3	40.381		299.2	1:45.161		32	33.566	101.7	29.471	119.6	39.771		305.9	1:42.808	
8	34.166	106.6	30.164	125.0	40.263		300.0	1:44.593		33	<u>33.170</u>	106.7	29.560	122.3	39.676		305.9	1:42.406	
9	34.096	104.1	30.236	120.7	40.128		302.5	1:44.460		34	33.550	103.4	29.470	120.3	40.100		291.1	1:43.120	
10	34.387	102.6	30.088	124.0	40.632		299.2	1:45.107		35	35.946	100.4	31.569	119.7	Pit In		295.1	1:59.450	
11	34.187	99.1	29.918	127.1	40.698		300.0	1:44.803		36	Pit Out	95.9	31.702	114.8	41.971			15:33.792	
12	34.057	104.8	30.328	123.3	40.326		301.7	1:44.711		37	34.393	105.2	29.893	121.3	39.847		295.1	1:44.133	
13	35.194	100.8	31.025	123.1	Pit In		303.4	1:58.708		38	33.738	108.8	29.898	120.4	40.158		304.2	1:43.794	
14	Pit Out	95.3	34.772	117.6	45.575			17:45.636		39	33.619	106.3	29.935	114.8	40.013		302.5	1:43.567	
15	34.829	99.4	30.444	116.3	40.643		298.3	1:45.916		40	33.972	102.2	29.937	121.5	39.913		303.4	1:43.822	
16	34.495	102.4	30.408	120.1	40.734		304.2	1:45.637		41	34.745	107.6	32.358	120.1	Pit In		275.5	1:56.407	
17	34.310	102.0	30.335	116.6	40.564		305.1	1:45.209		42	Pit Out	98.4	31.864	115.4	41.551			30:54.008	
18	34.380	101.8	30.471	120.4	40.719		302.5	1:45.570		43	33.596	105.9	29.594	119.3	39.515		303.4	1:42.705	
19	34.514	105.0	32.023	117.3	Pit In		292.7	1:58.140		44	33.230	<u>115.9</u>	30.155	123.7	39.452		305.9	1:42.837	
20	Pit Out	96.6	31.375	118.8	41.713			19:32.622		45	33.308	103.0	<u>29.377</u>	117.6	39.437		<u>307.7</u>	1:42.122	



Feel Racing Tests

Feel Racing Racing Portimão Test

31 January - 1 February 2023

Laps and Sector Times - 31-01-2023

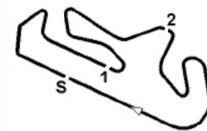
Autodromo Internacional Algarve - 4592 mtr.

21	34.467	99.1	29.675	115.9	39.665	304.2	1:43.807	46	33.581	102.5	29.472	121.9	39.403	304.2	1:42.456
22	33.595	103.3	29.804	119.1	39.942	296.7	1:43.341	47	33.708	99.1	29.674	119.2	39.785	304.2	1:43.167
23	33.401	105.7	29.529	121.9	39.381	302.5	1:42.311	48	33.392	101.1	29.446	121.8	<u>39.216</u>	305.9	<u>1:42.054</u>
24	33.642	114.3	30.281	125.6	39.706	298.3	1:43.629	49	37.048	101.3	30.933	<u>128.0</u>	Pit In	<u>307.7</u>	1:58.487
25	33.587	102.0	29.634	119.5	39.488	300.0	1:42.709	50							

87 R. GARDNER - 1									YAMAHA								
lap	Sect-1	Speed	Sect-2	Speed	Sect-3	Speed	TopSpeed	laptime pit	lap	Sect-1	Speed	Sect-2	Speed	Sect-3	Speed	Topspeed	laptime pit
1	Pit Out	102.0	33.476	111.1	42.161			1:52.763	33	32.957	102.9	29.154	127.4	39.190		308.6	1:41.301
2	34.737	100.6	30.361	117.8	40.098		289.5	1:45.196	34	32.958	102.3	29.135	127.8	38.982		309.5	1:41.075
3	33.955	107.1	30.359	118.8	42.517		303.4	1:46.831	35	39.678	100.1	34.178	118.0	Pit In		<u>312.1</u>	2:04.914
4	33.882	101.0	29.862	118.6	39.642		297.5	1:43.386	36	Pit Out	92.3	30.747	120.3	40.330			24:28.468
5	33.550	107.0	29.779	121.1	39.931		301.7	1:43.260	37	38.259	97.7	31.160	119.7	41.297		310.3	1:50.716
6	33.657	102.4	29.663	122.0	39.611		305.1	1:42.931	38	33.300	104.1	29.320	125.3	39.379		308.6	1:41.999
7	33.468	110.7	44.713	112.4	41.120		304.2	1:59.301	39	33.272	105.4	29.562	117.4	39.452		305.9	1:42.286
8	33.780	104.8	29.807	116.3	Pit In		305.1	1:56.370	40	33.174	104.0	29.393	124.3	39.435		306.8	1:42.002
9	Pit Out	95.8	31.423	123.1	40.814			25:12.187	41	33.001	108.3	29.358	125.3	39.518		309.5	1:41.877
10	34.363	105.5	30.047	117.8	42.894		276.2	1:47.304	42	39.885	99.3	32.633	115.3	Pit In		303.4	2:04.870
11	33.632	108.3	30.309	118.3	40.107		305.1	1:44.048	43	Pit Out	96.5	32.582	120.5	40.019			22:58.257
12	33.723	108.2	30.372	122.4	41.095		297.5	1:45.190	44	33.541	102.8	29.513	124.0	39.720		305.9	1:42.774
13	33.368	<u>115.5</u>	41.243	94.0	51.259		306.8	2:05.870	45	33.223	102.6	29.680	120.1	39.514		308.6	1:42.417
14	33.920	102.3	29.834	122.4	40.173		305.9	1:43.927	46	35.508	104.4	30.852	123.6	39.937		<u>312.1</u>	1:46.297
15	38.507	95.6	31.546	115.4	Pit In		304.2	2:02.686	47	35.140	98.4	32.116	114.2	Pit In		310.3	1:54.812
16	Pit Out	98.6	31.955	118.2	42.405			13:43.871	48	Pit Out	102.6	34.199	109.0	39.962			9:53.390
17	34.329	95.2	29.998	125.1	40.166		302.5	1:44.493	49	<u>32.793</u>	110.1	29.231	125.1	38.829		306.8	1:40.853
18	33.452	111.7	30.692	122.4	47.567		305.1	1:51.711	50	32.931	102.3	<u>28.914</u>	119.3	<u>38.822</u>		306.8	<u>1:40.667</u>
19	33.675	104.3	29.998	122.9	40.133		305.9	1:43.806	51	32.881	107.1	29.415	123.0	39.389		305.1	1:41.685
20	33.616	105.7	29.955	120.0	40.141		304.2	1:43.712	52	40.379	97.3	31.016	102.1	Pit In		292.7	2:03.249
21	39.302	101.4	31.442	124.1	Pit In		303.4	2:00.223	53	Pit Out	98.0	30.774	117.6	47.132			9:07.740
22	Pit Out	101.7	33.205	119.3	43.046			10:05.524	54	33.056	106.4	31.660	119.5	39.496		309.5	1:44.212
23	33.287	107.6	29.851	<u>128.1</u>	39.149		304.2	1:42.287	55	38.227	103.6	30.199	123.0	39.537		311.2	1:47.963
24	32.848	110.3	29.467	124.9	39.087		306.8	1:41.402	56	33.305	107.6	29.158	121.8	40.145		<u>312.1</u>	1:42.608
25	32.796	110.9	29.319	120.1	39.027		307.7	1:41.142	57	32.960	111.5	29.235	124.0	39.635		305.9	1:41.830
26	39.862	93.2	39.622	109.3	42.316		311.2	2:01.800	58	33.157	106.0	33.355	108.8	Pit In		304.2	1:56.658
27	33.084	108.2	29.643	127.5	39.789		306.8	1:42.516	59	Pit Out	95.9	30.487	120.3	40.669			12:14.608
28	33.223	106.5	29.320	125.7	39.182		307.7	1:41.725	60	33.620	103.1	29.560	123.7	39.877		301.7	1:43.057
29	39.677	101.1	30.408	123.7	Pit In		307.7	2:00.661	61	33.401	103.0	29.484	120.7	39.949		307.7	1:42.834
30	Pit Out	102.9	31.196	118.9	40.878			1:56:59.510	62	33.410	113.1	34.032	115.5	Pit In		288.8	1:57.863
31	33.631	102.9	29.242	126.0	39.322		305.9	1:42.195	63	Pit Out	94.0	33.477	101.7	Pit In			8:28.000
32	32.900	115.1	29.926	119.9	39.133		307.7	1:41.959	64	Pit Out	98.5	37.149	94.5	Pit In			2:47.454

87 R. GARDNER - 2									YAMAHA								
lap	Sect-1	Speed	Sect-2	Speed	Sect-3	Speed	TopSpeed	laptime pit	lap	Sect-1	Speed	Sect-2	Speed	Sect-3	Speed	Topspeed	laptime pit
1	Pit Out	95.4	31.245	118.9	41.118			1:49.306	12	33.979	102.1	29.846	125.3	39.833		305.1	1:43.658
2	33.592	105.4	29.769	127.1	39.711		304.2	1:43.072	13	33.368	105.6	30.138	108.2	42.589		306.8	1:46.095
3	33.596	106.3	29.448	<u>127.5</u>	39.686		305.9	1:42.730	14	33.374	102.0	29.435	124.7	40.009		308.6	1:42.818
4	33.539	100.6	29.449	127.1	39.682		305.1	1:42.670	15	33.137	108.4	29.795	126.2	39.684		<u>309.5</u>	1:42.616
5	33.257	103.7	29.574	124.3	Pit In		307.7	2:01.998	16	33.352	104.5	29.827	121.8	Pit In		307.7	1:54.338
6	Pit Out	104.1	34.444	120.9	46.936			27:05.012	17	Pit Out	100.6	31.818	118.3	41.208			15:12.865
7	33.659	99.7	29.719	119.9	40.037		304.2	1:43.415	18	33.145	103.6	29.224	126.6	<u>38.993</u>		304.2	1:41.362
8	33.395	107.9	29.820	123.1	39.705		305.1	1:42.920	19	32.882	109.4	<u>29.201</u>	123.1	39.085		308.6	<u>1:41.168</u>
9	33.133	112.3	29.953	123.4	39.788		307.7	1:42.874	20	35.021	102.5	30.400	126.0	39.517		307.7	1:44.938
10	37.515	96.9	29.702	123.3	Pit In		305.9	1:57.550	21	<u>32.638</u>	<u>116.5</u>	29.761	126.8	43.644		308.6	1:46.043
11	Pit Out	99.2	31.562	115.6	43.530			15:28.420	22	33.161	115.9	38.075	118.7	Pit In		306.8	2:01.861

88 M. OLIVEIRA																	
lap	Sect-1	Speed	Sect-2	Speed	Sect-3	Speed	TopSpeed	laptime pit	lap	Sect-1	Speed	Sect-2	Speed	Sect-3	Speed	Topspeed	laptime pit
1	Pit Out	89.2	33.070	105.5	42.237			1:51.782	32	34.439	96.3	30.247	113.8	Pit In		295.9	1:54.551
2	35.614	94.0	30.898	112.3	41.064		282.7	1:47.576	33	Pit Out	99.8	31.514	113.7	40.835			19:53.034
3	34.883	98.2	30.560	113.0	40.677		287.2	1:46.120	34	34.086	99.4	29.947	<u>119.7</u>	<u>40.029</u>		291.9	1:44.062
4	34.815	97.3	30.398	114.6	40.448		292.7	1:45.661	35	34.094	99.0	29.792	115.6	40.333		292.7	1:44.219
5	34.453	99.9	30.169	118.7	Pit In		290.3	1:56.868	36	34.101	99.4	<u>29.788</u>	118.6	40.195		291.9	1:44.084
6	Pit Out	93.7	32.977	113.0	40.949			24:08.706	37	34.131	99.8	29.858	118.7	40.419		291.1	1:44.408
7	34.506	100.0	30.209	114.6	40.328		292.7	1:45.043	38	36.626	92.3	31.542	111.5	Pit In		282.0	1:57.292
8	34.165	97.9	29.924	117.4	40.384		293.5	1:44.473	39	Pit Out	93.3	31.872	109.6	41.301			1:16:22.767
9	34.135	100.0	29.884	119.5	40.079		292.7	1:44.098	40	34.765	96.9	30.266	110.0	40.716		290.3	1:45.747
10	33.942	100.2	29.824	117.8	40.077		295.9	<u>1:43.843</u>	41	34.256	98.3	29.999	110.9	40.556		295.9	1:44.811
11	34.203	99.4	29.896	119.6	40.111		295.9	1:44.210	42	34.171	101.2	29.899	116.5	40.314		295.1	1:44.384



Feel Racing Tests

Feel Racing Racing Portimão Test

31 January - 1 February 2023

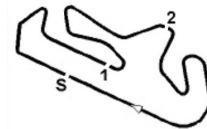
Laps and Sector Times - 31-01-2023

Autodromo Internacional Algarve - 4592 mtr.

12	34.108	101.6	30.207	117.0	40.401	292.7	1:44.716	43	34.006	101.3	29.890	115.5	40.399	295.1	1:44.295
13	34.051	100.4	29.799	118.2	40.332	295.1	1:44.182	44	37.103	75.9	30.690	117.0	40.816	294.3	1:48.609
14	35.850	95.8	31.436	113.4	Pit In	295.1	1:55.902	45	34.060	98.8	30.103	114.9	40.222	295.9	1:44.385
15	Pit Out	95.9	30.917	115.5	40.815		22:11.213	46	33.978	100.4	29.916	114.4	40.505	295.9	1:44.399
16	34.367	99.2	30.271	118.6	40.496	293.5	1:45.134	47	33.955	104.0	34.016	112.3	Pit In	295.1	1:56.230
17	34.300	101.7	30.188	116.6	40.322	293.5	1:44.810	48	Pit Out	97.2	32.331	109.9	43.143		41:19.673
18	34.125	99.5	29.990	116.4	40.180	293.5	1:44.295	49	34.465	100.9	30.235	117.6	40.215	291.9	1:44.915
19	33.948	101.8	29.962	114.4	40.060	294.3	1:43.970	50	34.215	100.6	30.080	115.4	40.272	292.7	1:44.567
20	34.101	102.0	31.507	113.9	Pit In	293.5	1:57.571	51	34.112	100.7	29.995	114.5	40.263	294.3	1:44.370
21	Pit Out	<u>130.8</u>	43.138	104.5	Pit In		17:22.941	52	34.055	100.9	30.051	115.6	40.253	293.5	1:44.359
22	Pit Out	95.7	31.313	110.5	40.940		36:57.583	53	33.904	103.1	29.995	116.6	40.131	295.1	1:44.030
23	38.128	84.8	33.076	109.9	Pit In	244.9	2:08.108	54	33.944	101.3	29.885	114.2	40.320	295.9	1:44.149
24	Pit Out	93.3	31.250	113.6	40.821		6:56.404	55	34.394	101.2	30.136	114.0	40.282	295.9	1:44.812
25	34.553	96.9	30.185	113.3	40.299	292.7	1:45.037	56	33.863	102.2	30.038	115.3	40.263	295.1	1:44.164
26	34.034	99.3	29.939	118.0	40.124	293.5	1:44.097	57	33.953	101.9	29.921	115.3	40.320	295.9	1:44.194
27	34.092	98.3	29.930	116.8	40.144	294.3	1:44.166	58	34.276	101.0	29.937	114.6	40.400	292.7	1:44.613
28	33.970	99.7	29.933	114.5	40.167	294.3	1:44.070	59	34.023	99.5	29.905	113.1	40.221	294.3	1:44.149
29	<u>33.852</u>	103.9	30.054	112.4	40.323	294.3	1:44.236	60	34.004	100.5	29.824	116.9	40.175	295.9	1:44.003
30	34.142	99.4	30.046	117.1	40.464	295.1	1:44.652	61	37.176	95.4	31.768	111.2	Pit In	<u>296.7</u>	1:57.646
31	33.931	100.7	29.910	117.0	40.184	295.1	1:44.025	62							

94		V. DEBISE							YAMAHA										
lap	Sect-1	Speed	Sect-2	Speed	Sect-3	Speed	TopSpeed	laptime	pit	lap	Sect-1	Speed	Sect-2	Speed	Sect-3	Speed	Topspeed	laptime	pit
1	Pit Out	92.0	31.826	112.3	41.985			1:49.809		33	34.561	101.8	29.981	116.9	40.714		271.4	1:45.256	
2	35.800	94.2	30.517	115.1	41.299		265.4	1:47.616		34	34.524	102.3	29.980	120.1	40.493		272.0	1:44.997	
3	35.279	99.7	30.350	115.5	40.851		266.7	1:46.480		35	34.580	104.0	30.130	116.9	40.699		271.4	1:45.409	
4	35.925	99.3	30.957	118.7	Pit In		274.1	1:56.036		36	34.519	104.8	30.221	117.0	40.461		270.0	1:45.201	
5	Pit Out	93.9	30.837	117.5	41.101			14:58.594		37	34.388	106.7	30.213	120.1	40.630		270.0	1:45.231	
6	34.855	100.7	30.314	118.4	41.133		270.7	1:46.302		38	34.410	103.3	30.277	114.3	40.536		271.4	1:45.223	
7	34.693	103.8	30.333	117.8	40.877		269.3	1:45.903		39	34.529	102.5	30.118	116.3	40.609		272.0	1:45.256	
8	34.968	100.9	30.676	116.6	40.772		268.7	1:46.416		40	34.361	110.8	30.584	114.8	Pit In		272.7	1:52.499	
9	34.890	100.2	30.286	116.9	40.714		270.0	1:45.890		41	Pit Out	101.7	31.003	113.1	40.875			13:12.607	
10	34.641	103.9	30.296	118.0	40.848		269.3	1:45.785		42	34.597	103.8	29.989	119.1	40.414		268.0	1:45.000	
11	35.100	99.5	30.618	116.3	Pit In		268.0	1:55.000		43	34.361	110.2	30.238	114.3	40.448		269.3	1:45.047	
12	Pit Out	93.2	31.894	112.0	41.558			51:22.504		44	34.453	101.9	29.706	120.0	40.175		271.4	1:44.334	
13	35.243	96.3	30.379	118.4	42.902		266.0	1:48.524		45	34.208	107.2	29.868	118.4	40.262		272.0	1:44.338	
14	35.182	99.8	30.484	115.3	41.195		266.0	1:46.861		46	34.337	103.6	31.878	110.8	Pit In		274.1	1:53.311	
15	35.059	100.6	30.337	117.4	41.185		266.7	1:46.581		47	Pit Out	103.6	30.466	119.5	41.057			20:18.879	
16	34.996	102.7	30.457	117.0	41.008		268.0	1:46.461		48	34.561	103.4	30.077	118.0	40.533		267.3	1:45.171	
17	35.033	101.6	30.427	116.5	Pit In		266.7	1:55.458		49	34.417	104.3	29.914	119.3	40.326		270.0	1:44.657	
18	Pit Out	97.6	31.110	114.3	40.891			39:47.094		50	34.305	<u>111.0</u>	31.006	113.9	Pit In		270.7	1:54.794	
19	34.753	102.1	30.084	118.4	40.654		264.1	1:45.491		51	Pit Out	103.3	30.319	119.3	40.226			10:22.003	
20	34.873	106.4	30.307	115.9	40.526		267.3	1:45.706		52	<u>34.115</u>	106.6	<u>29.652</u>	119.9	<u>40.112</u>		272.0	<u>1:43.879</u>	
21	34.649	103.1	29.954	120.5	40.581		267.3	1:45.184		53	34.338	103.4	29.828	110.0	40.279		272.7	1:44.445	
22	34.697	101.9	30.119	116.9	Pit In		266.7	1:54.860		54	34.342	103.9	29.842	114.9	40.400		271.4	1:44.584	
23	Pit Out	102.4	31.002	114.6	41.226			56:30.196		55	35.224	103.3	30.490	115.0	Pit In		272.0	1:53.171	
24	34.758	103.0	30.193	115.9	40.676		270.0	1:45.627		56	Pit Out	99.4	33.160	108.9	42.030			16:52.644	
25	34.717	102.9	30.155	117.6	40.592		270.7	1:45.464		57	34.875	108.9	30.639	113.4	Pit In		274.1	1:54.771	
26	34.689	104.1	30.158	118.0	41.507		270.0	1:46.354		58	Pit Out	98.6	33.486	111.7	41.487			6:08.709	
27	34.367	104.9	30.200	116.9	40.752		273.4	1:45.319		59	34.848	107.5	30.631	115.5	41.031		270.0	1:46.510	
28	34.848	104.7	31.543	<u>122.2</u>	40.749		272.7	1:47.140		60	34.597	105.8	30.278	115.6	40.770		270.7	1:45.645	
29	34.769	102.2	30.269	117.0	40.774		<u>274.8</u>	1:45.812		61	34.792	103.1	30.365	113.6	Pit In		270.0	1:52.869	
30	34.701	102.9	30.322	117.9	40.824		272.7	1:45.847		62	Pit Out	100.6	31.160	111.8	41.502			6:14.613	
31	34.584	106.8	30.490	116.1	Pit In		273.4	1:53.259		63	34.795	106.8	30.342	112.3	40.888		270.0	1:46.025	
32	Pit Out	101.8	30.743	115.6	40.876			16:37.026		64	40.418	106.2	31.559	114.6	Pit In		269.3	1:59.959	

97		X. VIERGE - 2							HONDA										
lap	Sect-1	Speed	Sect-2	Speed	Sect-3	Speed	TopSpeed	laptime	pit	lap	Sect-1	Speed	Sect-2	Speed	Sect-3	Speed	Topspeed	laptime	pit
1	Pit Out	83.3	31.410	105.5	41.597			1:59.682		34	33.402	98.5	31.670	111.9	Pit In		306.8	2:01.043	
2	34.415	93.3	30.149	115.0	40.044		296.7	1:44.608		35	Pit Out	98.2	30.451	114.8	39.570			10:04.645	
3	33.934	97.3	30.028	119.1	39.714		302.5	1:43.676		36	32.721	102.9	28.999	119.2	38.803		314.9	1:40.523	
4	33.596	98.6	29.634	117.8	39.302		309.5	1:42.532		37	32.632	106.0	29.173	117.3	39.424		314.0	1:41.229	
5	33.034	108.0	29.687	117.1	39.329		310.3	1:42.050		38	07:28.350	85.6	30.947	106.9	45.142			08:44.439	
6	35.395	92.4	31.499	113.2	Pit In		299.2	2:01.470		39	33.365	97.3	29.886	112.4	40.272		317.6	1:43.523	
7	Pit Out	95.3	30.250	115.0	40.557			23:07.539		40	33.245	96.3	29.581	115.1	39.561		308.6	1:42.387	
8	33.726	102.4	29.632	118.2	40.393		300.8	1:43.751		41	32.993	98.4	29.373	116.0	39.133		316.7	1:41.499	
9	33.702	101.5	29.593	120.5	39.940		304.2	1:43.235		42	32.880	100.9	29.561	114.5	39.275		316.7	1:41.716	
10	33.415	102.6	29.512	121.9	39.601		305.9	1:42.528		43	32.931	103.4	29.363	118.3	39.078		312.1	1:41.372	



Feel Racing Tests

Feel Racing Racing Portimão Test
Laps and Sector Times - 31-01-2023

31 January - 1 February 2023
Autodromo Internacional Algarve - 4592 mtr.

11	33.834	99.2	29.966	119.5	39.542	295.9	1:43.342	44	32.733	103.8	29.481	110.1	39.573	<u>319.5</u>	1:41.787
12	33.306	106.5	29.575	118.6	40.007	308.6	1:42.888	45	32.859	101.1	29.457	116.6	39.104	317.6	1:41.420
13	33.022	116.3	32.928	119.6	Pit In	310.3	2:00.602	46	32.854	103.8	29.324	116.3	39.127	314.0	1:41.305
14	Pit Out	91.1	30.252	119.3	40.018		12:02.943	47	34.327	99.4	30.524	112.1	Pit In	272.7	1:58.218
15	33.656	103.7	29.675	118.0	39.682	301.7	1:43.013	48	Pit Out	91.2	30.416	113.9	39.985		20:49.448
16	33.545	99.9	29.583	<u>122.4</u>	39.642	305.9	1:42.770	49	33.387	104.7	29.610	114.6	39.516	300.8	1:42.513
17	33.421	102.8	29.513	117.8	39.530	309.5	1:42.464	50	33.091	97.8	29.457	111.3	39.412	315.8	1:41.960
18	33.163	112.5	32.960	117.9	Pit In	310.3	1:59.314	51	32.834	103.3	29.374	114.6	39.203	317.6	1:41.411
19	Pit Out	90.7	29.949	119.6	39.483		9:18.365	52	32.866	99.8	29.295	116.9	39.184	313.0	1:41.345
20	32.922	105.1	29.186	122.2	38.968	308.6	1:41.076	53	33.196	98.7	29.752	116.9	Pit In	309.5	1:57.312
21	32.894	106.3	29.250	118.9	38.783	309.5	1:40.927	54	Pit Out	95.6	29.943	115.3	39.318		20:41.022
22	32.887	103.2	29.145	121.5	38.901	311.2	1:40.933	55	32.988	100.3	29.184	117.4	38.927	310.3	1:41.099
23	32.479	123.7	34.329	117.5	39.341	310.3	1:46.149	56	32.812	102.8	29.135	113.4	39.018	314.0	1:40.965
24	32.960	106.0	29.203	119.3	39.037	306.8	1:41.200	57	32.889	100.7	29.372	118.6	Pit In	313.0	1:53.539
25	<u>32.404</u>	<u>137.1</u>	38.022	115.0	40.044	312.1	1:50.470	58	Pit Out	95.4	29.991	116.8	39.227		11:55.437
26	32.837	107.8	29.231	121.9	39.120	315.8	1:41.188	59	32.546	106.9	30.775	119.2	39.324	316.7	1:42.645
27	36.793	95.0	31.899	120.8	Pit In	280.5	2:04.341	60	32.628	101.5	29.140	120.0	38.890	316.7	1:40.658
28	Pit Out	97.6	30.399	115.5	39.715		31:49.788	61	32.705	102.0	29.108	117.6	38.885	318.6	1:40.698
29	33.312	103.6	29.852	118.4	39.511	305.1	1:42.675	62	32.556	109.6	33.144	113.1	Pit In	315.8	1:58.191
30	33.215	103.1	29.529	116.4	39.450	312.1	1:42.194	63	Pit Out	99.4	29.638	118.3	38.952		8:27.917
31	33.157	102.9	29.379	118.3	39.330	310.3	1:41.866	64	32.579	102.3	<u>28.904</u>	121.3	<u>38.570</u>	314.9	<u>1:40.053</u>
32	33.101	103.9	29.203	122.3	39.228	310.3	1:41.532	65	32.489	103.3	28.933	118.3	38.647	316.7	1:40.069
33	32.964	104.9	29.317	117.1	39.320	314.0	1:41.601	66	37.745	99.5	29.663	119.1	Pit In	293.5	1:59.691

99 ERC BI KE 1																			
lap	Sect-1	Speed	Sect-2	Speed	Sect-3	Speed	TopSpeed	laptime	pit	lap	Sect-1	Speed	Sect-2	Speed	Sect-3	Speed	Topspeed	laptime	pit
1	Pit Out	87.1	35.023	110.7	44.229			1:57.972		18	34.941	99.1	30.736	119.1	41.085		288.0	1:46.762	
2	36.705	99.4	31.735	113.0	42.163		266.7	1:50.603		19	35.015	101.0	30.750	118.7	40.937		264.1	1:46.702	
3	35.499	100.4	31.646	108.4	41.608		278.4	1:48.753		20	34.693	99.1	30.516	119.3	41.176		295.1	1:46.385	
4	35.301	99.6	31.146	113.1	41.413		285.7	1:47.860		21	35.296	97.9	31.841	113.1	41.748		295.1	1:48.885	
5	35.394	103.1	31.184	114.8	41.303		277.6	1:47.881		22	34.421	100.6	30.481	117.5	<u>40.613</u>		293.5	1:45.515	
6	34.775	<u>108.9</u>	31.493	112.9	41.477		291.9	1:47.745		23	41.370	99.3	33.173	93.4	Pit In		<u>296.7</u>	2:09.171	
7	39.660	97.6	31.078	116.0	Pit In		278.4	2:12.211		24	Pit Out	95.3	31.611	116.6	41.702			31:29.226	
8	Pit Out	95.8	31.783	116.0	41.844			15:59.746		25	35.079	100.5	30.940	120.0	41.075		285.0	1:47.094	
9	34.576	107.9	30.828	119.7	40.842		291.9	1:46.246		26	34.935	101.9	30.973	115.3	41.320		289.5	1:47.228	
10	<u>34.088</u>	104.2	30.368	116.0	40.668		295.9	<u>1:45.124</u>		27	34.804	104.7	31.211	116.6	41.181		290.3	1:47.196	
11	34.184	108.3	30.341	115.5	40.735		294.3	1:45.260		28	34.711	103.6	30.953	119.3	41.104		288.0	1:46.768	
12	37.977	102.0	30.511	113.9	41.068		295.9	1:49.556		29	34.512	105.8	31.149	116.1	41.152		291.9	1:46.813	
13	34.170	103.3	<u>30.308</u>	113.4	40.828		289.5	1:45.306		30	34.763	106.4	31.454	115.0	41.534		295.9	1:47.751	
14	34.241	104.9	30.388	112.9	40.677		294.3	1:45.306		31	34.513	104.2	31.062	116.9	41.204		291.1	1:46.779	
15	35.754	105.0	32.868	115.3	Pit In		293.5	2:04.333		32	34.839	102.0	30.918	113.9	40.961		290.3	1:46.718	
16	Pit Out	88.2	32.912	112.1	43.333			8:34.526		33	34.976	100.6	33.214	109.0	Pit In		291.1	2:03.863	
17	36.131	97.4	31.383	<u>121.2</u>	43.811		274.1	1:51.325		34									

999 ERC BI KE 2																			
lap	Sect-1	Speed	Sect-2	Speed	Sect-3	Speed	TopSpeed	laptime	pit	lap	Sect-1	Speed	Sect-2	Speed	Sect-3	Speed	Topspeed	laptime	pit
1	Pit Out	89.2	34.929	106.4	43.738			59:15.505		22	35.449	102.4	30.028	117.6	40.337		299.2	1:45.814	
2	37.747	90.1	33.583	107.4	42.534		250.6	1:53.864		23	34.055	100.6	30.099	118.3	40.531		286.5	1:44.685	
3	35.505	106.6	31.472	114.5	41.580		275.5	1:48.557		24	37.582	108.9	34.231	116.4	Pit In		295.1	2:00.275	
4	35.068	104.1	31.370	114.4	41.622		282.7	1:48.060		25	Pit Out	95.2	32.274	110.4	43.250			9:13.875	
5	37.720	90.5	34.627	113.0	Pit In		276.9	2:09.550		26	35.088	102.3	31.468	116.0	41.468		288.8	1:48.024	
6	Pit Out	95.2	32.497	110.9	42.230			28:25.225		27	34.759	102.3	31.216	117.6	41.630		292.7	1:47.605	
7	34.719	105.9	30.959	116.8	40.875		289.5	1:46.553		28	34.514	108.3	30.950	117.6	41.321		288.0	1:46.785	
8	33.854	110.9	30.812	116.4	40.721		295.9	1:45.387		29	34.367	105.5	31.091	120.0	41.530		296.7	1:46.988	
9	34.261	101.6	30.358	114.2	40.758		291.1	1:45.377		30	34.493	107.1	31.102	115.9	41.224		289.5	1:46.819	
10	34.046	105.0	30.364	113.2	40.703		295.1	1:45.113		31	34.409	110.7	34.235	108.0	47.841		292.7	1:56.485	
11	37.985	91.7	31.791	111.9	Pit In		292.7	2:05.697		32	34.833	107.5	31.115	114.6	41.205		287.2	1:47.153	
12	Pit Out	94.5	31.928	114.6	42.088			22:08.441		33	34.917	103.4	31.218	113.1	Pit In		288.8	1:59.547	
13	34.563	104.1	30.703	118.8	40.928		294.3	1:46.194		34	Pit Out	99.6	30.728	114.9	40.821			9:01.477	
14	34.381	99.5	30.321	119.7	40.609		298.3	1:45.311		35	33.892	102.2	30.043	116.5	40.200		292.7	1:44.135	
15	33.986	105.3	30.370	117.9	41.055		<u>300.8</u>	1:45.411		36	33.862	103.3	<u>29.860</u>	114.9	40.140		296.7	<u>1:43.862</u>	
16	33.862	102.7	30.102	121.3	40.386		<u>300.8</u>	1:44.350		37	33.786	102.1	30.022	113.8	40.213		295.9	1:44.021	
17	39.561	102.0	38.352	111.3	Pit In		<u>300.8</u>	2:07.709		38	37.029	95.7	30.467	<u>121.9</u>	<u>40.055</u>		293.5	1:47.551	
18	Pit Out	95.2	33.559	116.8	41.943			1:26:53.174		39	<u>33.493</u>	<u>117.5</u>	32.256	114.4	40.107		297.5	1:45.856	
19	34.407	102.0	30.255	118.9	40.740		295.1	1:45.402		40	33.641	108.5	30.431	115.4	Pit In		297.5	1:56.498	
20	34.163	101.2	30.568	115.8	40.839		298.3	1:45.570		41	Pit Out	100.1	32.462	91.1	42.255			21:44.046	
21	34.053	105.5	30.452	120.1	40.622		298.3	1:45.127		42	34.093	103.6	30.380	113.3	40.384		294.3	1:44.857	