


FUN RACING CARS 2023 - PORTIMÃO

Autódromo Internacional do Algarve

LIGIER JS CUP

12 - 15 October 2023

Laps and Sector Times - Essais Libres Payants / PRIVA1

Autodromo Internacional Algarve - 4652mtr.

1										4 RACE										Ligier JS Cup									
lap	Sect-1	Speed	Sect-2	Speed	Sect-3	Speed	TopSpeed	laptime	pit	lap	Sect-1	Speed	Sect-2	Speed	Sect-3	Speed	Topspeed	laptime	pit										
1	Pit Out		47.150	85.7	50.684			2:23.450		27	39.386		40.641	95.7	46.472	184.6	227.4	2:06.499											
2	42.120		41.345	92.5	45.855	182.7	187.8	2:09.320		28	41.970		40.782	98.5	47.085	180.0	224.1	2:09.837											
3	39.962		40.073	96.3	Pit In	189.5	218.2	2:13.555		29	40.127		41.354	92.0	45.751	189.5	230.3	2:07.232											
4	Pit Out		39.883	90.5	44.168			3:56.590		30	39.343		39.572	101.5	45.543	185.6	228.8	2:04.458											
5	38.332		38.785	101.8	44.833	193.5	235.8	2:01.950		31	38.550		39.688	103.1	45.283	190.5	231.3	2:03.521											
6	38.598		39.248	93.2	43.910	192.5	230.8	2:01.756		32	43.535		39.788	99.4	Pit In	187.5	228.8	2:20.530											
7	38.875		39.400	94.3	44.882	191.5	231.3	2:03.157		33	Pit Out		39.480	102.4	Pit In			5:59.628											
8	38.537		38.748	100.9	43.520	<u>195.7</u>	231.3	2:00.805		34	Pit Out		38.268	101.2	43.631			4:44.155											
9	38.094		38.480	97.3	43.805	193.5	233.3	2:00.379		35	37.359		38.174	98.5	43.403	<u>195.7</u>	236.3	1:58.936											
10	38.263		38.541	89.9	Pit In	193.5	232.3	2:07.025		36	37.305		38.398	97.9	43.825	194.6	<u>238.4</u>	1:59.528											
11	Pit Out		42.313	77.9	48.471			6:58.628		37	37.848		38.029	98.9	43.549	193.5	234.8	1:59.426											
12	39.882		39.793	100.3	44.991	186.5	229.8	2:04.666		38	37.878		39.091	91.0	Pit In	194.6	234.3	2:09.203											
13	38.759		38.884	95.6	46.026	188.5	230.3	2:03.669		39	Pit Out		38.355	96.4	43.938			4:50.543											
14	39.721		39.290	105.2	Pit In	192.5	235.8	2:19.443		40	39.161		38.051	100.7	43.614	192.5	235.3	2:00.826											
15	Pit Out		38.652	108.3	43.995			7:18.561		41	37.424		<u>37.847</u>	96.4	<u>42.951</u>	<u>195.7</u>	237.9	<u>1:58.222</u>											
16	38.541		39.274	98.2	46.824	193.5	231.8	2:04.639		42	<u>37.063</u>		37.921	90.2	Pit In	194.6	235.3	2:05.147											
17	37.930		38.519	102.6	44.076	<u>195.7</u>	237.4	2:00.525		43	Pit Out		39.263	92.3	46.262			6:23.814											
18	37.891		38.271	105.2	Pit In	194.6	236.8	2:10.475		44	38.187		38.484	100.8	44.336	185.6	232.3	2:01.007											
19	Pit Out		43.753	88.8	48.105			7:39.824		45	37.741		38.760	104.7	44.491	194.6	236.8	2:00.992											
20	41.009		41.442	104.0	48.855	185.6	218.6	2:11.306		46	37.705		38.169	<u>114.9</u>	44.494	193.5	234.8	2:00.368											
21	40.659		42.046	94.7	48.537	187.5	228.3	2:11.242		47	37.894		38.877	105.6	45.322	<u>195.7</u>	236.3	2:02.093											
22	41.661		42.294	102.2	47.068	186.5	218.2	2:11.023		48	47.016		44.110	78.2	Pit In	154.5	132.4	2:39.139											
23	40.245		41.706	105.3	47.439	187.5	212.2	2:09.390		49	Pit Out		39.448	106.4	44.730			8:55.868											
24	41.042		42.114	102.2	Pit In	183.7	203.8	2:21.586		50	38.249		39.301	102.9	44.380	192.5	233.3	2:01.930											
25	Pit Out		45.054	92.6	48.377			6:30.526		51	38.056		38.956	105.6	44.461	191.5	227.4	2:01.473											
26	40.811		42.420	98.1	46.406	184.6	225.9	2:09.637		52	44.051		47.527	83.3	Pit In	192.5	234.3	2:29.404											

2										TRELUYER-PANAGIOTIS										Ligier JS Cup									
lap	Sect-1	Speed	Sect-2	Speed	Sect-3	Speed	TopSpeed	laptime	pit	lap	Sect-1	Speed	Sect-2	Speed	Sect-3	Speed	Topspeed	laptime	pit										
1	Pit Out		52.556	70.0	56.622			2:39.677		26	Pit Out		39.294	102.7	44.269			5:21.848											
2	48.461		46.987	77.2	48.604	161.4	140.8	2:24.052		27	37.168		38.219	111.1	43.040	195.7	236.8	1:58.427											
3	47.982		43.634	85.4	48.819	181.8	168.0	2:20.435		28	36.900		38.209	115.5	42.685	195.7	235.8	1:57.794											
4	42.967		41.158	88.8	45.623	192.5	184.6	2:09.748		29	36.980		38.143	101.2	46.231	196.7	236.3	2:01.354											
5	42.324		41.259	95.7	Pit In	195.7	197.4	2:16.847		30	37.578		38.231	109.0	43.014	190.5	232.8	1:58.823											
6	Pit Out		45.377	87.6	49.263			16:51.460		31	37.989		42.306	101.0	Pit In	195.7	236.3	2:20.490											
7	43.864		43.448	102.6	46.464	183.7	190.8	2:13.776		32	Pit Out		39.224	105.7	43.648			34:24.697											
8	41.116		41.095	102.5	45.317	191.5	217.7	2:07.528		33	37.443		38.292	99.1	42.346	195.7	236.8	1:58.081											
9	39.269		40.416	108.9	46.416	189.5	232.3	2:06.101		34	38.165		37.996	104.0	43.263	196.7	236.8	1:59.424											
10	39.751		47.920	81.9	Pit In	188.5	230.3	2:56.322		35	37.425		37.968	116.4	43.003	190.5	233.3	1:58.396											
11	Pit Out		40.318	110.9	47.176			7:28.702		36	37.787		38.137	113.7	Pit In	195.7	235.3	2:08.577											
12	39.063		39.311	103.5	44.394	191.5	232.3	2:02.768		37	Pit Out		39.107	104.9	42.873			7:48.581											
13	40.288		39.449	100.3	44.164	193.5	225.5	2:03.901		38	36.189		37.705	<u>127.4</u>	43.071	195.7	236.8	1:56.965											
14	38.620		38.670	105.2	43.729	193.5	233.8	2:01.019		39	36.070		36.871	113.6	42.023	198.9	238.9	1:54.964											
15	38.770		39.264	103.2	Pit In	192.5	233.3	2:14.563		40	36.326		36.806	116.8	42.059	<u>201.1</u>	<u>241.6</u>	1:55.191											
16	Pit Out		39.725	103.6	46.178			6:29.501		41	35.970		36.647	115.5	Pit In	197.8	238.9	2:04.544											
17	37.828		37.768	109.4	42.410	192.5	234.3	1:58.006		42	Pit Out		36.965	112.3	42.222			7:47.073											
18	37.006		37.178	113.0	42.233	195.7	237.4	1:56.417		43	36.215		36.543	119.9	41.634	200.0	240.0	1:54.392											
19	36.666		37.208	108.8	45.396	197.8	239.5	1:59.270		44	35.908		36.644	117.3	41.883	200.0	239.5	1:54.435											



FUN RACING CARS 2023 - PORTIMÃO

Autódromo Internacional do Algarve

LIGIER JS CUP

12 - 15 October 2023

Laps and Sector Times - Essais Libres Payants / PRIVA1

Autodromo Internacional Algarve - 4652mtr.

20	36.453	37.236	109.3	42.907	196.7	238.4	1:56.596	45	35.898	<u>36.504</u>	117.0	<u>41.451</u>	198.9	240.0	<u>1:53.853</u>
21	36.604	36.990	112.1	42.008	196.7	237.4	1:55.602	46	<u>35.745</u>	36.601	115.1	Pit In	200.0	241.1	2:00.560
22	37.046	37.070	111.7	41.939	198.9	240.0	1:56.055	47	Pit Out	39.133	103.9	42.944			7:10.845
23	36.368	36.971	116.3	41.916	196.7	236.3	1:55.255	48	37.035	37.379	106.4	42.568	197.8	238.9	1:56.982
24	36.256	36.689	117.0	41.852	196.7	236.3	1:54.797	49	37.462	37.999	111.2	42.530	198.9	238.4	1:57.991
25	36.225	37.877	109.9	Pit In	196.7	237.9	<u>2:05.958</u>	50	37.657	39.491	109.4	43.046	197.8	230.8	2:00.194

4 COUBARD-REDELE										Ligier JS Cup									
lap	Sect-1	Speed	Sect-2	Speed	Sect-3	Speed	TopSpeed	laptime	pit	lap	Sect-1	Speed	Sect-2	Speed	Sect-3	Speed	Topspeed	laptime	pit
1	Pit Out		52.509	81.5	56.153			<u>2:48.985</u>		31	36.630		37.893	109.2	42.638	196.7	238.9	1:57.161	
2	45.708		43.835	95.2	48.148	165.9	182.7	2:17.691		32	41.044		45.546	88.5	Pit In	<u>206.9</u>	242.2	<u>2:32.277</u>	
3	42.875		40.593	99.0	50.163	168.2	170.1	2:13.631		33	Pit Out		38.774	101.0	44.217			6:20.786	
4	38.384		37.810	104.8	47.468	185.6	232.3	2:03.662		34	37.313		37.400	102.4	43.019	203.4	239.5	1:57.732	
5	45.504		43.298	102.4	Pit In	166.7	152.8	<u>2:29.614</u>		35	36.060		37.183	106.9	42.429	200.0	243.8	1:55.672	
6	Pit Out		40.505	97.1	46.465			<u>27:26.078</u>		36	36.478		36.909	110.8	42.316	198.9	240.0	1:55.703	
7	38.556		38.886	101.0	43.015	196.7	234.3	2:00.457		37	36.300		36.875	111.8	42.485	197.8	238.9	1:55.660	
8	37.164		37.041	106.8	42.646	196.7	237.9	1:56.851		38	36.637		36.862	106.5	43.619	197.8	242.2	1:57.118	
9	36.503		36.498	111.3	42.257	197.8	237.9	1:55.258		39	36.413		37.483	106.0	42.698	194.6	242.2	1:56.594	
10	36.347		36.803	106.8	42.756	198.9	238.9	1:55.906		40	36.772		37.356	106.2	Pit In	201.1	222.2	<u>2:07.966</u>	
11	36.349		36.681	111.3	Pit In	196.7	240.0	<u>3:10.096</u>		41	Pit Out		39.594	107.0	44.499			12:34.878	
12	Pit Out		42.583	92.0	46.279			<u>6:49.182</u>		42	37.474		36.987	110.8	43.264	202.2	225.0	1:57.725	
13	38.102		38.338	94.5	44.433	192.5	237.4	2:00.873		43	36.594		37.019	114.0	42.566	192.5	240.5	1:56.179	
14	37.776		39.194	95.5	44.714	194.6	236.8	2:01.684		44	37.054		36.997	118.3	42.652	200.0	242.2	1:56.703	
15	37.331		37.894	100.5	43.029	194.6	239.5	1:58.254		45	36.846		36.955	113.3	42.246	204.5	237.9	1:56.047	
16	37.797		37.281	106.8	42.938	197.8	241.1	1:58.016		46	36.691		36.525	<u>121.8</u>	42.367	201.1	241.6	1:55.583	
17	37.127		37.036	113.9	43.090	196.7	237.4	1:57.253		47	36.208		36.727	117.6	41.975	<u>206.9</u>	242.2	1:54.910	
18	36.944		37.141	98.8	42.938	200.0	243.2	1:57.023		48	36.149		38.132	119.6	42.464	202.2	<u>244.9</u>	1:56.745	
19	36.520		37.231	101.2	42.857	202.2	238.9	1:56.608		49	36.247		36.652	107.1	42.765	194.6	243.2	1:55.664	
20	36.665		36.808	113.0	42.428	196.7	240.0	1:55.901		50	37.301		37.391	111.7	Pit In	201.1	242.7	<u>2:08.498</u>	
21	39.352		38.862	109.1	Pit In	200.0	241.6	<u>2:16.696</u>		51	Pit Out		38.523	101.1	43.141			4:16.908	
22	Pit Out		41.035	95.2	47.652			<u>5:15.298</u>		52	36.369		36.914	102.1	42.130	191.5	238.9	1:55.413	
23	38.492		40.069	101.3	45.884	191.5	222.2	2:04.445		53	<u>35.815</u>		36.368	110.4	42.176	198.9	240.5	1:54.359	
24	37.396		38.758	104.0	43.204	195.7	234.8	1:59.358		54	35.907		36.372	109.6	41.871	198.9	239.5	1:54.150	
25	37.115		37.983	108.5	43.462	197.8	241.6	1:58.560		55	35.981		36.445	111.7	42.006	194.6	242.2	1:54.432	
26	36.841		37.698	101.8	43.103	196.7	237.9	1:57.642		56	36.644		37.422	108.8	42.244	201.1	240.5	1:56.310	
27	36.633		37.287	107.9	42.962	197.8	238.9	1:56.882		57	35.877		36.182	114.3	41.996	193.5	240.5	<u>1:54.055</u>	
28	39.961		39.546	93.0	Pit In	201.1	243.2	<u>2:19.286</u>		58	36.078		36.386	110.2	<u>41.814</u>	194.6	240.5	1:54.278	
29	Pit Out		45.383	95.2	45.231			<u>5:04.724</u>		59	35.816		<u>36.103</u>	117.3	42.530	200.0	240.5	1:54.449	
30	37.960		37.428	109.0	43.398	195.7	234.8	1:58.786		60									

5 BOUZIANE - PETIT - WALTER - WALTER										Ligier JS Cup									
lap	Sect-1	Speed	Sect-2	Speed	Sect-3	Speed	TopSpeed	laptime	pit	lap	Sect-1	Speed	Sect-2	Speed	Sect-3	Speed	Topspeed	laptime	pit
1	Pit Out		43.929	99.1	49.450			<u>3:05.061</u>		22	37.368		38.135	100.8	43.109	191.5	233.3	1:58.612	
2	41.358		39.415	107.5	47.800	182.7	217.7	2:08.573		23	36.913		37.265	112.4	42.844	194.6	234.3	1:57.022	
3	38.898		39.506	103.3	43.946	194.6	233.8	2:02.350		24	36.732		37.105	105.0	43.274	196.7	236.3	1:57.111	
4	38.395		38.561	96.9	44.703	193.5	233.8	2:01.659		25	36.729		38.713	100.6	43.542	193.5	235.3	1:58.984	
5	38.374		38.843	114.8	45.496	193.5	233.3	2:02.713		26	36.703		37.763	103.3	Pit In	193.5	234.8	<u>2:12.858</u>	
6	38.402		38.538	102.8	43.346	196.7	236.8	2:00.286		27	Pit Out		39.115	97.3	44.950			7:33.571	
7	37.713		37.489	107.7	43.412	195.7	235.8	1:58.614		28	37.027		37.894	107.4	42.594	191.5	233.3	1:57.515	
8	37.321		37.564	111.1	43.171	198.9	237.4	1:58.056		29	36.722		37.354	103.5	42.423	195.7	234.3	1:56.499	


FUN RACING CARS 2023 - PORTIMÃO

Autódromo Internacional do Algarve

LIGIER JS CUP

12 - 15 October 2023

Laps and Sector Times - Essais Libres Payants / PRIVA1

Autodromo Internacional Algarve - 4652mtr.

9	52.324	38.155	112.7	43.084	197.8	236.8	2:13.563	30	37.355	37.313	109.9	42.628	197.8	240.5	1:57.296
10	37.361	37.498	112.4	42.725	196.7	237.9	1:57.584	31	36.894	36.860	112.6	42.326	198.9	238.9	1:56.080
11	37.897	37.968	106.5	42.784	197.8	237.9	1:58.649	32	<u>36.188</u>	37.680	105.7	42.741	<u>200.0</u>	240.5	1:56.609
12	37.397	37.323	112.0	42.688	196.7	236.8	1:57.408	33	36.490	37.109	102.1	<u>42.124</u>	196.7	240.0	<u>1:55.723</u>
13	37.326	37.285	106.3	42.436	196.7	238.9	1:57.047	34	36.691	37.040	109.2	42.261	198.9	240.0	1:55.992
14	37.071	<u>36.852</u>	114.3	42.287	197.8	238.4	1:56.210	35	36.492	38.228	113.2	Pit In	<u>200.0</u>	<u>241.6</u>	<u>2:07.694</u>
15	37.374	39.453	106.0	44.358	<u>200.0</u>	241.1	2:01.185	36	Pit Out	41.442	98.2	47.345			6:26.413
16	36.946	37.254	113.6	42.322	197.8	238.9	1:56.522	37	39.232	39.335	111.3	45.070	183.7	230.8	2:03.637
17	36.963	37.560	112.0	Pit In	198.9	240.0	<u>2:06.866</u>	38	37.586	38.840	<u>116.6</u>	46.046	192.5	234.8	2:02.472
18	Pit Out	40.440	89.6	45.005			8:34.796	39	38.059	39.334	112.6	45.038	185.6	229.8	2:02.431
19	38.660	40.122	99.3	44.735	191.5	225.9	2:03.517	40	38.284	40.348	110.2	46.374	191.5	234.3	2:05.006
20	37.675	39.198	96.4	45.212	193.5	233.8	2:02.085	41	39.294	39.191	113.0	45.953	186.5	233.3	2:04.438
21	37.176	38.762	102.7	44.971	189.5	233.8	2:00.909	42	38.200	39.870	108.2	Pit In	183.7	229.8	2:10.939

9 MOTA-PERNAUT										Ligier JS Cup									
lap	Sect-1	Speed	Sect-2	Speed	Sect-3	Speed	TopSpeed	laptime	pit	lap	Sect-1	Speed	Sect-2	Speed	Sect-3	Speed	TopSpeed	laptime	pit
1	Pit Out		51.443	85.4	56.652			2:38.607		33	35.385	36.368	109.4	41.117	200.0	239.5	1:52.870		
2	48.250		44.936	98.5	48.403	141.2	152.8	2:21.589		34	35.426	36.237	116.0	41.421	201.1	240.5	1:53.084		
3	41.952		41.327	97.2	45.763	187.5	178.8	2:09.042		35	35.738	36.416	118.4	41.037	196.7	238.9	1:53.191		
4	37.260		36.888	112.9	42.726	194.6	235.3	1:56.874		36	38.890	40.893	106.0	Pit In	201.1	224.5	2:14.823		
5	36.847		38.166	101.1	41.657	194.6	231.3	1:56.670		37	Pit Out	38.228	98.7	41.591			4:09.623		
6	36.069		36.005	114.3	41.307	197.8	235.8	1:53.381		38	35.767	36.216	111.2	41.027	201.1	241.1	1:53.010		
7	36.037		36.225	120.1	41.538	197.8	235.8	1:53.800		39	35.243	35.820	110.3	41.237	202.2	242.2	1:52.300		
8	35.806		36.008	116.9	41.614	197.8	236.3	1:53.428		40	35.137	36.065	113.0	41.127	202.2	242.7	1:52.329		
9	36.101		35.955	110.5	40.940	198.9	236.8	1:52.996		41	37.282	40.964	109.6	Pit In	202.2	238.9	2:12.287		
10	36.851		40.696	105.9	Pit In	200.0	239.5	2:12.920		42	Pit Out	38.263	113.2	Pit In			4:29.626		
11	Pit Out		37.640	105.2	42.663			4:19.633		43	Pit Out	36.422	119.5	42.205			5:01.143		
12	36.704		38.925	95.2	42.574	195.7	237.9	1:58.203		44	36.885	36.462	108.7	41.852	197.8	237.4	1:55.199		
13	36.333		36.784	114.3	Pit In	193.5	234.3	2:44.224		45	35.833	36.235	109.8	42.191	197.8	237.9	1:54.259		
14	Pit Out		37.953	112.4	42.760			4:42.464		46	35.571	36.297	118.7	41.738	197.8	237.4	1:53.606		
15	36.435		45.750	93.0	Pit In	195.7	235.3	2:38.724		47	35.752	36.365	112.9	Pit In	198.9	239.5	2:00.642		
16	Pit Out		37.052	98.2	42.596			6:36.985		48	Pit Out	36.291	111.6	42.171			4:21.523		
17	36.469		36.284	112.1	42.941	198.9	242.2	1:55.694		49	36.126	36.005	123.3	41.873	202.2	<u>244.3</u>	1:54.004		
18	36.029		36.134	116.9	42.039	194.6	236.3	1:54.202		50	35.769	35.962	115.5	41.317	200.0	240.5	1:53.048		
19	35.588		36.192	111.9	42.136	196.7	237.9	1:53.916		51	35.906	36.024	116.4	41.404	201.1	243.2	1:53.334		
20	35.793		37.330	103.8	42.293	198.9	240.5	1:55.416		52	35.502	36.030	116.3	Pit In	198.9	239.5	1:59.762		
21	36.060		35.962	107.7	41.551	200.0	242.2	1:53.573		53	Pit Out	36.764	112.7	41.181			18:34.829		
22	36.438		36.612	118.8	41.620	197.8	240.0	1:54.670		54	35.604	36.498		43.062	202.2	242.2	1:55.164		
23	35.598		36.515	115.4	42.283	200.0	241.1	1:54.396		55	35.341	35.902	119.1	41.149	201.1	241.6	1:52.392		
24	35.841		36.109	107.7	42.135	198.9	241.6	1:54.085		56	35.327	35.688	126.8	41.807	201.1	241.1	1:52.822		
25	35.566		35.823	120.7	42.956	197.8	237.9	1:54.345		57	35.547	36.803	102.9	Pit In	200.0	240.5	2:06.251		
26	35.647		37.743	114.9	Pit In	200.0	240.5	2:03.278		58	Pit Out	38.241	102.0	41.801			3:18.993		
27	Pit Out		36.224	108.1	41.064			5:33.983		59	34.976	35.952	120.4	40.910	202.2	240.5	1:51.838		
28	35.586		37.193	111.7	41.884	200.0	240.5	1:54.663		60	34.775	35.277	123.1	<u>40.471</u>	202.2	240.5	<u>1:50.523</u>		
29	35.303		36.006	116.6	41.763	201.1	239.5	1:53.072		61	<u>34.709</u>	<u>35.010</u>	<u>127.7</u>	41.095	<u>203.4</u>	241.6	1:50.814		
30	35.386		38.005	106.1	41.579	201.1	240.5	1:54.970		62	36.920	50.085	95.1	44.817	<u>203.4</u>	241.6	2:11.822		
31	38.012		38.302	102.4	Pit In	201.1	243.2	2:08.924		63	40.692	38.041	111.7	42.382	201.1	241.1	2:01.115		
32	Pit Out		38.605	106.0	41.350			7:16.556		64	50.491	39.840	102.3	Pit In	146.3	115.4	2:24.455		


FUN RACING CARS 2023 - PORTIMÃO

Autódromo Internacional do Algarve

LIGIER JS CUP

12 - 15 October 2023

Laps and Sector Times - Essais Libres Payants / PRIVA1

Autodromo Internacional Algarve - 4652mtr.

11 GRAND-DESCHAMPS										Ligier JS Cup									
lap	Sect-1	Speed	Sect-2	Speed	Sect-3	Speed	TopSpeed	laptime	pit	lap	Sect-1	Speed	Sect-2	Speed	Sect-3	Speed	Topspeed	laptime	pit
1	Pit Out		49.584	92.7	54.401			2:31.983		29	36.603		39.561	86.7	Pit In	<u>201.1</u>	240.5	2:05.110	
2	44.240		43.620	88.2	46.899	180.0	146.3	2:14.759		30	Pit Out		37.943	107.9	Pit In			8:34.645	
3	41.472		41.421	105.9	45.938	189.5	173.9	2:08.831		31	Pit Out		37.765	103.3	42.879			6:19.887	
4	38.840		40.387	108.7	44.156	190.5	196.0	2:03.383		32	37.435		37.833	99.3	43.435	195.7	235.8	1:58.703	
5	40.492		38.268	115.3	43.471	173.1	207.3	2:02.231		33	38.701		38.481	118.2	43.980	197.8	238.9	2:01.162	
6	37.106		37.619	113.9	42.835	193.5	233.8	1:57.560		34	36.467		37.254	110.2	42.525	195.7	237.9	1:56.246	
7	38.362		39.459	110.0	Pit In	194.6	235.3	2:19.567		35	36.374		37.363	106.6	42.353	194.6	237.4	1:56.090	
8	Pit Out		41.252	100.7	Pit In			20:41.810		36	37.491		37.212	121.5	49.747	200.0	<u>243.2</u>	2:04.450	
9	Pit Out		38.951	108.4	43.477			5:48.403		37	38.763		37.432	99.4	43.286	170.6	224.5	1:59.481	
10	38.436		38.831	118.0	43.886	192.5	227.8	2:01.153		38	36.479		37.026	111.6	42.817	198.9	241.1	1:56.322	
11	36.924		37.446	109.6	Pit In	192.5	233.3	2:09.626		39	36.710		37.314	111.8	43.260	195.7	239.5	1:57.284	
12	Pit Out		45.260	108.1	43.411			4:39.461		40	37.042		38.046	103.2	Pit In	191.5	234.3	2:08.280	
13	37.522		37.558	103.8	42.908	195.7	239.5	1:57.988		41	Pit Out		40.666	110.7	44.452			16:11.917	
14	38.470		39.947	101.3	42.998	197.8	236.3	2:01.415		42	38.437		37.501	114.0	42.902	181.8	223.6	1:58.840	
15	36.827		38.901	94.2	45.402	194.6	234.8	2:01.130		43	36.118		36.979	109.5	41.852	197.8	237.9	1:54.949	
16	38.229		37.893	110.4	42.396	194.6	235.8	1:58.518		44	36.391		37.488	111.8	41.999	196.7	238.9	1:55.878	
17	37.005		37.646	108.5	42.325	195.7	235.3	1:56.976		45	36.476		37.503	103.2	41.939	197.8	238.4	1:55.918	
18	36.734		37.698	113.6	42.974	196.7	235.8	1:57.406		46	36.169		38.074	109.3	42.279	198.9	240.0	1:56.522	
19	36.726		37.307	100.8	42.867	194.6	234.8	1:56.900		47	36.036		36.814	118.3	42.053	195.7	238.9	1:54.903	
20	36.225		37.836	106.9	42.283	192.5	235.8	1:56.344		48	37.089		36.451	<u>272.0</u>	Pit In	198.9	238.9	2:15.200	
21	40.499		41.402	101.8	Pit In	196.7	237.4	2:14.149		49	Pit Out		37.810	109.9	43.060			3:52.837	
22	Pit Out		38.796	99.1	44.251			8:26.015		50	36.153		40.310	111.9	44.355	197.8	237.4	2:00.818	
23	39.158		38.440	109.8	44.518	192.5	233.8	2:02.116		51	36.245		37.300	108.7	Pit In	196.7	237.9	2:02.043	
24	37.686		38.012	119.3	43.177	189.5	231.8	1:58.875		52	Pit Out		38.073	102.7	43.112			3:50.711	
25	37.311		38.022	119.1	Pit In	195.7	235.8	2:09.170		53	36.402		37.214	111.1	42.679	196.7	238.9	1:56.295	
26	Pit Out		37.530	96.6	41.805			8:31.213		54	36.859		38.988	100.3	42.994	198.9	240.0	1:58.841	
27	<u>35.762</u>		37.006	97.0	41.468	198.9	238.4	1:54.236		55	36.210		38.126	115.9	42.216	194.6	237.4	1:56.552	
28	35.842		<u>36.294</u>	102.6	<u>41.265</u>	198.9	237.9	<u>1:53.401</u>		56									

17 GILLE-GILLE-PORTA-PORTA										Ligier JS Cup									
lap	Sect-1	Speed	Sect-2	Speed	Sect-3	Speed	TopSpeed	laptime	pit	lap	Sect-1	Speed	Sect-2	Speed	Sect-3	Speed	Topspeed	laptime	pit
1	Pit Out		45.184	90.5	47.408			2:16.329		36	37.712		38.343	116.4	44.438	191.5	233.8	2:00.493	
2	42.391		43.051	93.8	46.607	188.5	177.0	2:12.049		37	38.074		38.064	119.3	44.324	191.5	220.4	2:00.462	
3	38.525		38.837	109.6	42.866	195.7	235.8	2:00.228		38	38.978		39.314	103.8	Pit In	193.5	216.0	2:12.141	
4	37.154		37.137	115.5	42.612	196.7	237.4	1:56.903		39	Pit Out		41.480	106.5	44.332			5:53.467	
5	40.310		38.142	106.2	42.774	198.9	238.4	2:01.226		40	37.898		37.080	117.6	41.626	197.8	238.4	1:56.604	
6	42.913		41.080	107.1	42.199	198.9	214.3	2:06.192		41	35.642		35.918	120.5	41.019	200.0	<u>242.2</u>	1:52.579	
7	36.283		36.682	119.2	41.985	196.7	237.9	1:54.950		42	<u>35.402</u>		37.278	110.3	41.414	200.0	240.5	1:54.094	
8	38.022		37.851	106.8	Pit In	197.8	238.4	2:13.625		43	35.440		<u>35.859</u>	114.2	<u>40.918</u>	<u>201.1</u>	241.6	<u>1:52.217</u>	
9	Pit Out		37.087	110.4	42.081			4:33.192		44	36.527		37.264	100.7	Pit In	200.0	240.5	2:04.705	
10	36.102		36.376	113.3	41.889	198.9	236.8	1:54.367		45	Pit Out		38.606	111.7	45.500			10:27.415	
11	36.283		36.553	116.5	41.279	196.7	236.8	1:54.115		46	37.523		37.590	<u>124.4</u>	43.897	192.5	236.8	1:59.010	
12	37.705		38.236	110.2	Pit In	200.0	<u>242.2</u>	2:07.951		47	37.127		37.780	117.4	43.484	190.5	229.3	1:58.391	
13	Pit Out		36.091	119.3	41.473			3:35.077		48	36.675		37.350	111.0	43.467	194.6	237.9	1:57.492	
14	36.292		36.221	117.9	41.729	200.0	240.5	1:54.242		49	36.802		37.211	119.6	43.051	194.6	237.9	1:57.064	
15	35.989		36.314	114.8	41.796	197.8	236.3	1:54.099		50	36.622		37.403	110.2	43.127	195.7	237.9	1:57.152	
16	36.088		36.975	110.7	Pit In	197.8	235.8	2:06.251		51	36.516		37.585	110.4	43.128	194.6	238.4	1:57.229	
17	Pit Out		41.415	93.0	47.475			8:15.378		52	36.874		37.779	95.6	1:01.634	193.5	236.3	2:16.287	



FUN RACING CARS 2023 - PORTIMÃO

Autódromo Internacional do Algarve

LIGIER JS CUP

12 - 15 October 2023

Laps and Sector Times - Essais Libres Payants / PRIVA1

Autodromo Internacional Algarve - 4652mtr.

18	38.630	39.336	98.6	48.461	178.2	226.4	2:06.427	53	36.903	37.239	122.4	43.115	190.5	235.3	1:57.257
19	38.628	38.773	109.9	44.822	194.6	235.8	2:02.223	54	45.395	47.124	94.4	Pit In	177.3	170.6	2:35.931
20	37.960	38.311	108.8	46.383	194.6	235.8	2:02.654	55	Pit Out	38.472	109.6	43.410			6:29.476
21	37.897	38.979	97.0	45.356	193.5	236.3	2:02.232	56	38.046	39.318	98.8	43.147	195.7	238.4	2:00.511
22	38.471	38.845	103.4	43.983	191.5	234.3	2:01.299	57	36.488	37.969	97.9	43.630	196.7	238.4	1:58.087
23	37.947	39.573	91.2	47.422	195.7	238.4	2:04.942	58	37.778	38.450	102.1	43.644	197.8	239.5	1:59.872
24	44.605	41.860	95.7	45.560	185.6	222.2	2:12.025	59	37.274	37.838	105.9	43.570	195.7	236.8	1:58.682
25	37.989	39.901	97.6	44.255	191.5	234.8	2:02.145	60	40.421	43.077	89.9	45.232	193.5	237.9	2:08.730
26	38.939	39.982	100.4	44.709	191.5	234.8	2:03.630	61	38.095	40.532	98.3	Pit In	193.5	236.3	2:19.320
27	37.540	38.423	107.6	45.123	194.6	236.8	2:01.086	62	Pit Out	40.664	96.3	44.352			8:09.659
28	37.401	38.780	96.9	Pit In	194.6	236.3	2:10.957	63	37.459	38.023	107.2	44.701	194.6	235.8	2:00.183
29	Pit Out	42.638	87.2	47.957			6:24.068	64	36.973	37.683	113.6	43.041	195.7	228.3	1:57.697
30	39.891	40.831	109.0	44.893	186.5	231.3	2:05.615	65	36.984	38.552	108.7	43.637	197.8	238.9	1:59.173
31	38.252	39.371	102.0	44.614	188.5	233.3	2:02.237	66	37.888	38.717	106.1	43.613	189.5	233.3	2:00.218
32	38.890	39.718	100.4	46.452	188.5	229.3	2:05.060	67	37.403	38.315	109.8	43.926	193.5	233.3	1:59.644
33	38.138	39.933	118.7	45.217	190.5	235.3	2:03.288	68	38.030	38.042	105.2	44.103	192.5	234.8	2:00.175
34	37.917	39.028	96.1	45.043	190.5	233.8	2:01.988	69	37.530	38.965	107.6	44.184	192.5	235.3	2:00.679
35	38.017	38.253	118.8	45.147	189.5	233.8	2:01.417	70	37.467	37.886	110.9	43.848	194.6	233.3	1:59.201

18	DALLAVALLE-COSTA-MERZOUGUI - MERZOUGUI								Ligier JS Cup										
lap	Sect-1	Speed	Sect-2	Speed	Sect-3	Speed	TopSpeed	laptime	pit	lap	Sect-1	Speed	Sect-2	Speed	Sect-3	Speed	Topspeed	laptime	pit
1	Pit Out		45.856	83.5	51.966			2:21.731		35	36.403		37.624	103.1	42.046	200.0	237.9	1:56.073	
2	40.490		39.959	96.1	44.452	185.6	228.3	2:04.901		36	36.153		36.097	117.9	41.648	198.9	239.5	1:53.898	
3	37.783		38.495	98.2	43.972	195.7	235.8	2:00.250		37	42.530		39.241	110.0	43.643	198.9	216.4	2:05.414	
4	39.929		41.063	90.7	48.686	195.7	237.4	2:09.678		38	<u>35.630</u>		36.261	113.4	Pit In	198.9	240.0	2:03.009	
5	37.255		37.182	106.9	43.203	193.5	234.8	1:57.640		39	Pit Out		36.766	116.1	42.010			12:00.530	
6	37.429		36.847	111.2	43.205	198.9	238.4	1:57.481		40	37.190		36.585	119.3	41.576	198.9	238.9	1:55.351	
7	36.921		38.185	92.7	49.289	195.7	237.9	2:04.395		41	35.649		36.185	117.3	41.864	201.1	240.0	1:53.698	
8	36.713		36.648	111.0	42.584	194.6	236.3	1:55.945		42	35.845		36.232	117.8	41.410	198.9	240.0	1:53.487	
9	36.651		37.478	107.9	Pit In	196.7	236.8	2:07.553		43	35.838		36.414	111.0	41.789	200.0	241.6	1:54.041	
10	Pit Out		39.685	108.4	49.228			3:45.684		44	35.759		<u>35.951</u>	120.9	<u>41.211</u>	198.9	240.0	<u>1:52.921</u>	
11	37.149		36.936	108.4	42.976	195.7	237.4	1:57.061		45	35.741		36.584	109.2	42.455	201.1	241.6	1:54.780	
12	36.656		36.861	110.0	42.658	197.8	239.5	1:56.175		46	36.110		36.011	115.8	Pit In	201.1	241.1	2:01.976	
13	40.950		42.334	104.1	44.627	200.0	223.1	2:07.911		47	Pit Out		37.531	113.1	42.380			5:59.101	
14	37.029		36.895	115.4	42.463	197.8	223.6	1:56.387		48	36.416		36.420	109.9	41.669	196.7	236.3	1:54.505	
15	36.443		37.110	109.4	42.252	198.9	239.5	1:55.805		49	38.372		39.224	112.1	Pit In	198.9	237.9	2:19.422	
16	36.672		43.496	100.4	Pit In	200.0	241.6	2:16.152		50	Pit Out		36.805	112.4	42.295			5:10.892	
17	Pit Out		39.418	113.0	46.380			9:40.591		51	36.238		36.177	116.4	42.014	198.9	238.4	1:54.429	
18	38.022		37.910	117.4	43.626	193.5	235.3	1:59.558		52	35.718		36.374	116.9	41.854	200.0	241.1	1:53.946	
19	37.691		37.937	112.6	43.379	194.6	235.8	1:59.007		53	37.305		36.966	116.9	44.638	<u>203.4</u>	<u>244.9</u>	1:58.909	
20	37.271		37.465	114.9	42.921	194.6	235.8	1:57.657		54	36.018		36.662	106.6	42.169	200.0	240.5	1:54.849	
21	37.496		37.326	110.3	43.065	196.7	238.4	1:57.887		55	36.331		36.550	120.7	42.684	201.1	242.7	1:55.565	
22	37.177		37.042	111.8	42.782	195.7	238.4	1:57.001		56	36.091		36.841	112.1	42.338	200.0	242.7	1:55.270	
23	38.087		37.618	112.7	42.772	195.7	236.8	1:58.477		57	35.968		39.184	94.8	42.998	201.1	242.2	1:58.150	
24	37.088		36.945	111.8	42.823	196.7	237.9	1:56.856		58	36.098		36.638	<u>122.6</u>	Pit In	200.0	240.5	2:04.675	
25	36.493		36.902	105.3	42.390	198.9	238.9	1:55.785		59	Pit Out		36.955	117.0	42.198			5:08.768	
26	36.819		37.422	106.0	Pit In	196.7	237.4	2:08.647		60	36.071		36.445	109.6	43.491	198.9	240.0	1:56.007	
27	Pit Out		41.332	106.9	43.860			11:24.421		61	35.810		36.227	116.1	41.654	195.7	237.4	1:53.691	
28	37.989		38.332	110.9	43.940	193.5	235.3	2:00.261		62	35.697		36.190	118.3	41.730	198.9	239.5	1:53.617	
29	37.771		37.525	111.7	43.445	195.7	235.8	1:58.741		63	37.070		36.307	122.2	42.006	198.9	241.1	1:55.383	


FUN RACING CARS 2023 - PORTIMÃO

Autódromo Internacional do Algarve

LIGIER JS CUP

12 - 15 October 2023

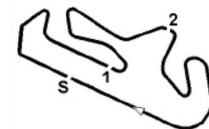
Laps and Sector Times - Essais Libres Payants / PRIVA1

Autodromo Internacional Algarve - 4652mtr.

30	36.974	37.819	117.5	43.194	193.5	237.9	1:57.987	64	38.346	38.009	103.2	42.386	202.2	243.2	1:58.741
31	56.635	49.141	73.2	Pit In	196.7	240.5	2:55.981	65	36.959	36.959	115.1	43.103	201.1	243.2	1:57.021
32	Pit Out	41.586	93.0	45.433			6:01.839	66	36.431	38.700	114.4	44.800	201.1	231.8	1:59.931
33	38.001	37.926	111.2	42.828	192.5	234.8	1:58.755	67	35.633	35.999	118.8	41.792	200.0	240.0	1:53.424
34	36.173	36.351	115.4	41.810	196.7	236.3	1:54.334	68							

19 BALTHAZAR-CHARPENTIER										Ligier JS Cup									
lap	Sect-1	Speed	Sect-2	Speed	Sect-3	Speed	TopSpeed	laptime	pit	lap	Sect-1	Speed	Sect-2	Speed	Sect-3	Speed	Topspeed	laptime	pit
1	Pit Out		42.735	94.1	44.628			2:09.869		34	36.428	36.945	111.7	42.078	196.7	235.8	1:55.451		
2	37.856		38.054	98.6	43.583	187.5	228.3	1:59.493		35	38.586	37.332	108.9	Pit In	196.7	219.1	2:07.632		
3	36.685		37.838	109.3	42.256	194.6	234.3	1:56.779		36	Pit Out	37.020	105.9	41.455			7:43.112		
4	37.114		36.914	110.0	42.043	197.8	240.0	1:56.071		37	35.713	36.261	108.3	41.263	197.8	236.3	1:53.237		
5	37.212		36.954	106.3	42.356	197.8	239.5	1:56.522		38	35.688	36.204	111.5	41.187	197.8	237.9	1:53.079		
6	36.039		36.902	106.6	41.912	197.8	237.9	1:54.853		39	35.393	36.193	109.1	41.336	198.9	238.4	1:52.922		
7	36.291		37.056	104.2	Pit In	196.7	236.8	2:03.524		40	35.440	36.574	105.5	42.042	198.9	239.5	1:54.056		
8	Pit Out		39.974	102.1	44.158			6:33.093		41	35.752	36.264	107.8	41.134	201.1	241.6	1:53.150		
9	38.184		38.032	106.1	42.982	192.5	231.3	1:59.198		42	35.294	36.094	110.8	40.954	200.0	238.9	1:52.342		
10	37.516		37.985	105.4	43.195	193.5	230.3	1:58.696		43	35.475	36.357	112.0	40.934	201.1	240.5	1:52.766		
11	37.524		37.805	110.7	42.802	195.7	231.8	1:58.131		44	39.174	45.503	88.5	Pit In	201.1	239.5	2:30.967		
12	37.369		37.786	109.9	43.340	194.6	231.8	1:58.495		45	Pit Out	38.485	104.7	43.670			15:05.663		
13	37.643		37.634	117.1	43.062	193.5	231.3	1:58.339		46	37.026	37.723	103.3	42.453	192.5	232.3	1:57.202		
14	37.125		37.798	111.2	43.020	193.5	232.8	1:57.943		47	37.330	37.539	107.9	42.823	194.6	234.8	1:57.692		
15	37.238		44.345	96.4	Pit In	194.6	232.8	2:43.953		48	36.726	37.507	105.6	42.555	194.6	235.3	1:56.788		
16	Pit Out		42.444	92.4	45.105			8:44.981		49	36.764	37.473	106.8	42.387	194.6	234.3	1:56.624		
17	38.516		37.466	104.4	42.816	186.5	226.4	1:58.798		50	36.569	37.171	106.8	42.862	195.7	234.3	1:56.602		
18	36.565		36.692	109.4	41.629	196.7	236.8	1:54.886		51	45.083	46.150	75.5	Pit In	180.9	142.7	2:38.802		
19	35.846		36.499	104.1	41.303	196.7	235.8	1:53.648		52	Pit Out	37.974	104.4	42.422			15:56.556		
20	35.737		37.643	111.3	41.136	197.8	237.9	1:54.516		53	36.678	36.985	110.1	42.365	195.7	234.8	1:56.028		
21	35.526		36.077	111.9	41.578	197.8	235.3	1:53.181		54	36.948	37.482	112.4	42.726	195.7	235.8	1:57.156		
22	35.382		36.198	110.0	41.036	196.7	236.3	1:52.616		55	36.745	37.233	116.1	42.891	194.6	234.8	1:56.869		
23	35.544		36.653	100.3	Pit In	197.8	235.3	2:02.469		56	36.947	37.300	112.0	42.414	195.7	234.3	1:56.661		
24	Pit Out		37.975	103.9	45.048			4:36.554		57	37.339	37.399	114.8	42.252	196.7	215.1	1:56.990		
25	37.324		39.125	100.6	43.797	195.7	233.3	2:00.246		58	36.607	36.995	113.3	42.470	195.7	235.8	1:56.072		
26	36.703		38.272	105.5	45.238	196.7	234.3	2:00.213		59	36.690	37.229	115.1	43.895	196.7	234.8	1:57.814		
27	37.122		37.393	105.3	44.334	195.7	227.8	1:58.849		60	36.556	37.141	112.7	42.622	196.7	236.8	1:56.319		
28	37.404		37.239	116.3	42.177	194.6	216.4	1:56.820		61	37.789	49.959	91.1	46.046	193.5	228.3	2:13.794		
29	36.763		37.130	113.2	42.310	195.7	233.8	1:56.203		62	39.121	38.012	111.0	42.653	194.6	234.8	1:59.786		
30	36.728		38.185	112.3	42.086	195.7	233.3	1:56.999		63	36.894	36.833	118.3	43.291	196.7	235.8	1:57.018		
31	36.738		37.062	110.5	42.502	195.7	233.8	1:56.302		64	36.416	37.049	118.8	42.477	195.7	234.3	1:55.942		
32	36.511		37.273	112.4	42.241	194.6	233.8	1:56.025		65	36.495	36.929	113.4	42.223	196.7	235.3	1:55.647		
33	36.548		37.156	116.6	43.189	195.7	233.8	1:56.893		66									

21 PÉRISSEL-RI VI ERE-REBELO-NOUET										Ligier JS Cup									
lap	Sect-1	Speed	Sect-2	Speed	Sect-3	Speed	TopSpeed	laptime	pit	lap	Sect-1	Speed	Sect-2	Speed	Sect-3	Speed	Topspeed	laptime	pit
1	Pit Out		42.387	99.4	44.774			2:07.200		33	37.947	38.082	100.6	Pit In	200.0	239.5	2:07.890		
2	37.993		37.769	105.2	42.938	193.5	233.8	1:58.700		34	Pit Out	37.041	107.2	41.798			3:40.040		
3	37.116		38.940	99.0	42.358	192.5	235.3	1:58.414		35	35.776	36.354	115.5	41.570	197.8	237.9	1:53.700		
4	36.456		36.778	105.8	41.824	197.8	238.4	1:55.058		36	35.693	36.746	116.6	41.347	197.8	239.5	1:53.786		
5	36.059		36.786	107.2	42.076	196.7	237.9	1:54.921		37	41.525	49.328	115.0	47.033	200.0	238.4	2:17.886		
6	36.391		37.327	104.8	41.989	198.9	238.9	1:55.707		38	35.540	35.992	121.8	41.307	198.9	238.9	1:52.839		



FUN RACING CARS 2023 - PORTIMÃO

Autódromo Internacional do Algarve

LIGIER JS CUP

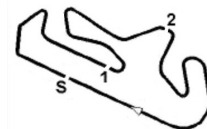
12 - 15 October 2023

Laps and Sector Times - Essais Libres Payants / PRIVA1

Autodromo Internacional Algarve - 4652mtr.

7	35.778	36.489	106.1	41.396	200.0	240.5	1:53.663	39	35.505	35.997	122.3	41.114	201.1	240.5	1:52.616
8	35.599	36.345	105.5	41.773	198.9	240.5	1:53.717	40	36.879	39.782	116.8	Pit In	<u>202.2</u>	<u>243.2</u>	2:04.894
9	35.699	36.468	105.2	41.528	200.0	242.2	1:53.695	41	Pit Out	37.887	122.7	Pit In			6:36.081
10	37.082	36.805	105.1	Pit In	197.8	237.4	2:03.398	42	Pit Out	36.846	129.2	42.779			6:09.625
11	Pit Out	41.206	122.7	44.770			5:40.321	43	36.980			195.7	238.9		1:58.829
12	40.422	39.267	126.3	44.347	194.6	201.1	2:04.036	44	36.764	37.434	129.2	42.886	195.7	240.5	1:57.084
13	39.721	37.653	125.6	43.574	194.6	197.4	2:00.948	45	36.041	36.944	118.4	43.006	197.8	241.1	1:55.991
14	37.741	37.758	124.6	44.058	193.5	234.3	1:59.557	46	37.476	37.300	120.5	43.547	197.8	240.0	1:58.323
15	37.359	37.159	131.5	43.456	194.6	235.8	1:57.974	47	36.658	36.895	124.0	42.785	200.0	241.6	1:56.338
16	39.051	39.308	125.6	Pit In	194.6	235.3	2:17.030	48	36.624	36.772	130.1	44.152	194.6	238.9	1:57.548
17	Pit Out	37.512	121.9	1:07.849			9:25.686	49	36.401	37.072	129.5	42.521	195.7	238.4	1:55.994
18	37.446	38.076	133.3	44.216	194.6	237.9	1:59.738	50	36.320	36.694	129.8	43.425	195.7	240.0	1:56.439
19	37.387	37.538	116.5	43.069	193.5	235.8	1:57.994	51	36.901	37.125	128.4	42.815	196.7	238.9	1:56.841
20	37.250	37.137	<u>134.3</u>	52.279	194.6	236.3	2:06.666	52	36.631	36.634	127.5	44.089	195.7	237.4	1:57.354
21	37.495	37.070	129.2	Pit In	192.5	234.3	2:05.852	53	51.612	42.100	106.6	Pit In	194.6	141.5	2:37.719
22	Pit Out	38.690	107.6	42.904			6:24.537	54	Pit Out	37.103	103.3	41.400			12:27.647
23	36.748	37.259	115.3	42.277	196.7	237.4	1:56.284	55	36.015	36.177	105.1	41.224	198.9	240.0	1:53.416
24	36.177	36.699	108.8	41.995	196.7	236.8	1:54.871	56	35.319	35.979	106.8	41.154	200.0	240.5	1:52.452
25	35.869	36.793	115.3	42.190	197.8	238.4	1:54.852	57	35.291	36.211	110.0	41.219	201.1	242.7	1:52.721
26	35.913	36.662	107.2	41.901	197.8	238.4	1:54.476	58	35.294	36.975	102.7	Pit In	200.0	240.5	2:01.104
27	38.741	38.121	99.1	Pit In	197.8	241.1	2:08.750	59	Pit Out	36.176	107.4	47.215			3:36.063
28	Pit Out	43.269	96.3	45.282			5:59.620	60	35.194	36.025	110.0	41.347	200.0	240.5	1:52.566
29	36.070	36.494	103.7	41.622	197.8	238.4	1:54.186	61	35.275	36.162	113.7	41.018	201.1	240.5	1:52.455
30	35.482	35.901	114.4	41.162	197.8	236.8	1:52.545	62	35.189	36.136	103.7	41.506	<u>202.2</u>	241.6	1:52.831
31	35.251	<u>35.838</u>	107.9	<u>40.874</u>	198.9	238.9	<u>1:51.963</u>	63	35.522	35.860	109.0	41.177	200.0	242.2	1:52.559
32	<u>35.166</u>	35.840	109.8	41.013	200.0	240.0	1:52.019	64	35.219	36.283	110.0	Pit In	201.1	240.0	2:01.275

29 LACORTE-CHICHE										Ligier JS Cup									
lap	Sect-1	Speed	Sect-2	Speed	Sect-3	Speed	TopSpeed	laptime	pit	lap	Sect-1	Speed	Sect-2	Speed	Sect-3	Speed	Topspeed	laptime	pit
1	Pit Out		51.958	84.6	1:00.285			2:37.985		37	37.263		37.454	110.7	43.482	192.5	233.8	1:58.199	
2	51.802		40.419	109.6	44.908	100.0	128.1	2:17.129		38	36.635		37.977	110.7	43.042	190.5	233.8	1:57.654	
3	38.494		37.622	120.5	43.281	192.5	233.8	1:59.397		39	36.980		37.323	114.4	43.281	191.5	234.3	1:57.584	
4	37.302		37.373	115.0	43.603	194.6	235.8	1:58.278		40	36.842		36.942	123.4	43.506	193.5	235.8	1:57.290	
5	37.183		36.930	114.6	42.464	194.6	235.8	1:56.577		41	36.859		39.872	91.8	Pit In	191.5	234.8	2:13.515	
6	36.313		36.467	120.5	42.642	195.7	237.4	1:55.422		42	Pit Out		37.205	111.0	42.547			7:36.124	
7	38.329		37.042	104.7	42.291	195.7	234.8	1:57.662		43	36.463		36.563	116.3	42.116	196.7	237.4	1:55.142	
8	36.749		36.778	116.3	42.390	195.7	236.3	1:55.917		44	36.115		36.161	120.3	41.979	196.7	236.8	1:54.255	
9	36.377		36.722	113.4	Pit In	196.7	236.8	2:03.147		45	36.034		36.899	114.3	Pit In	198.9	237.4	2:07.580	
10	Pit Out		36.301	120.0	42.293			4:07.554		46	Pit Out		45.339	101.0	50.905			7:11.285	
11	36.262		36.798	113.1	44.701	194.6	234.8	1:57.761		47	51.597		48.680	90.8	47.246	109.4	126.8	2:27.523	
12	36.724		36.656	115.4	42.319	193.5	234.8	1:55.699		48	36.182		36.963	101.5	42.891	196.7	236.8	1:56.036	
13	36.823		36.407	114.0	42.124	197.8	235.8	1:55.354		49	35.954		36.275	114.9	41.905	198.9	237.9	1:54.134	
14	36.715		36.635	116.4	42.981	197.8	238.9	1:56.331		50	36.262		36.211	124.1	42.264	197.8	237.9	1:54.737	
15	36.359		36.231	119.9	41.805	196.7	236.3	1:54.395		51	36.126		35.980	121.9	41.402	193.5	234.3	1:53.508	
16	36.900		38.491	109.9	Pit In	196.7	236.8	2:17.861		52	35.739		35.870	<u>125.1</u>	41.694	200.0	241.1	1:53.303	
17	Pit Out		42.778	99.1	50.011			8:21.658		53	36.490		43.652	120.8	Pit In	201.1	<u>243.2</u>	2:10.563	
18	39.798		39.257	115.9	46.593	183.7	227.4	2:05.648		54	Pit Out		36.494	119.2	41.756			3:59.060	
19	38.468		39.202	107.8	45.888	188.5	230.8	2:03.558		55	39.335		40.456	86.9	Pit In	197.8	194.9	2:21.101	
20	38.396		39.027	88.0	44.476	186.5	230.8	2:01.899		56	Pit Out		36.987	116.5	50.483			6:09.900	
21	37.800		37.928	105.8	44.368	189.5	232.8	2:00.096		57	35.892		35.891	115.8	41.614	196.7	236.8	1:53.397	


FUN RACING CARS 2023 - PORTIMÃO

Autódromo Internacional do Algarve

LIGIER JS CUP

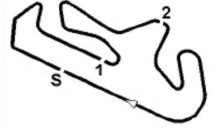
12 - 15 October 2023

Laps and Sector Times - Essais Libres Payants / PRIVA1

Autodromo Internacional Algarve - 4652mtr.

22	38.042	38.043	107.7	44.698	186.5	230.8	2:00.783	58	35.946	<u>35.864</u>	124.0	<u>41.323</u>	201.1	240.0	<u>1:53.133</u>
23	37.992	38.327	115.9	45.297	188.5	231.3	2:01.616	59	36.132	36.639	117.5	42.143	<u>202.2</u>	242.7	1:54.914
24	37.980	37.843	108.7	44.142	189.5	231.8	1:59.965	60	36.469	36.227	118.9	41.969	201.1	<u>243.2</u>	1:54.665
25	37.559	38.085	105.2	44.086	189.5	231.3	1:59.730	61	36.128	36.195	117.9	41.562	198.9	241.1	1:53.885
26	37.386	38.020	111.6	44.140	190.5	232.3	1:59.546	62	35.892	36.118	123.7	44.875	198.9	239.5	1:56.885
27	37.078	37.825	116.6	44.081	190.5	231.8	1:58.984	63	36.095	38.411	124.4	42.188	196.7	237.9	1:56.694
28	36.758	37.870	111.3	44.100	189.5	232.8	1:58.728	64	36.251	36.648	106.7	43.187	196.7	237.9	1:56.086
29	37.401	39.351	96.3	44.838	190.5	233.3	2:01.590	65	<u>35.730</u>	36.094	124.0	Pit In	200.0	239.5	<u>2:05.700</u>
30	39.055	40.153	91.1	45.719	187.5	232.8	2:04.927	66	Pit Out	39.218	115.3	43.900			<u>6:40.272</u>
31	37.183	38.042	111.6	43.664	191.5	234.3	1:58.889	67	36.852	37.256	118.8	42.926	190.5	234.8	1:57.034
32	39.281	39.902	102.6	Pit In	190.5	235.3	<u>2:15.677</u>	68	36.652	37.666	99.8	43.975	194.6	235.8	1:58.293
33	Pit Out	38.703	108.2	44.366			<u>3:46.261</u>	69	36.580	37.653	117.1	42.748	193.5	235.8	1:56.981
34	38.034	37.901	103.1	43.211	189.5	233.8	1:59.146	70	36.816	37.505	114.0	43.437	194.6	236.3	1:57.758
35	37.264	37.803	113.1	43.599	190.5	231.8	1:58.666	71	36.927	37.380	118.6	43.205	192.5	235.3	1:57.512
36	38.076	37.801	112.3	43.222	191.5	234.3	1:59.099	72	36.930	37.397	113.3	42.656	193.5	234.8	1:56.983

35 BOURSIN-JALLAGEAS-HERIAU										Ligier JS Cup									
lap	Sect-1	Speed	Sect-2	Speed	Sect-3	Speed	TopSpeed	laptime	pit	lap	Sect-1	Speed	Sect-2	Speed	Sect-3	Speed	Topspeed	laptime	pit
1	Pit Out		49.111	72.5	49.233			<u>2:25.578</u>		34	35.722		36.047	116.5	Pit In	198.9	238.9	<u>2:00.870</u>	
2	41.827		40.025	97.5	43.435	189.5	168.8	2:05.287		35	Pit Out		36.961	109.0	42.651			<u>5:09.763</u>	
3	38.538		37.218	114.6	43.183	194.6	224.1	1:58.939		36	42.718		37.884	109.1	42.324	193.5	236.8	2:02.926	
4	36.889		36.733	113.2	41.947	194.6	234.8	1:55.569		37	36.009		36.103	114.4	41.664	197.8	238.9	1:53.776	
5	36.885		38.291	97.0	43.206	196.7	236.8	1:58.382		38	35.647		36.221	114.4	41.507	200.0	239.5	1:53.375	
6	39.263		37.708	113.6	42.290	196.7	228.3	1:59.261		39	35.757		36.252	107.6	41.438	197.8	239.5	1:53.447	
7	36.830		38.257	110.4	42.252	197.8	236.8	1:57.339		40	36.570		39.838	97.6	Pit In	200.0	241.1	<u>2:08.667</u>	
8	36.011		36.493	109.1	41.804	196.7	236.8	1:54.308		41	Pit Out		38.115	110.3	42.228			<u>7:52.936</u>	
9	36.116		37.835	103.1	42.831	196.7	239.5	1:56.782		42	36.415		36.851	112.6	51.652	200.0	238.4	2:04.918	
10	36.841		36.792	108.5	Pit In	194.6	236.3	<u>2:05.322</u>		43	35.768		36.311	116.8	42.175	200.0	240.5	1:54.254	
11	Pit Out		46.457	98.5	46.433			<u>4:52.646</u>		44	37.634		36.519	115.5	41.767	200.0	241.1	1:55.920	
12	38.978		36.999	120.7	42.481	197.8	240.0	1:58.458		45	35.576		36.032	119.9	41.416	200.0	241.1	1:53.024	
13	37.330		36.854	110.8	41.648	197.8	240.0	1:55.832		46	35.702		37.106	100.4	55.858	200.0	242.2	2:08.666	
14	36.315		36.509	111.7	42.489	200.0	241.1	1:55.313		47	35.581		35.876	120.0	Pit In	200.0	240.5	<u>2:01.413</u>	
15	35.988		38.925	107.7	41.717	198.9	238.4	1:56.630		48	Pit Out		39.423	113.4	45.432			<u>7:30.563</u>	
16	37.037		36.331	114.3	41.532	198.9	238.9	1:54.900		49	38.626		39.699	110.4	Pit In	195.7	235.3	<u>2:19.638</u>	
17	35.721		36.213	114.3	41.456	197.8	238.4	1:53.390		50	Pit Out		39.087	103.6	44.593			<u>6:40.458</u>	
18	36.654		39.788	100.0	Pit In	198.9	239.5	<u>2:24.614</u>		51	37.904		39.393	110.1	44.183	194.6	235.3	2:01.480	
19	Pit Out		41.675	99.7	46.395			<u>6:21.293</u>		52	38.251		38.716	116.3	44.033	190.5	234.3	2:01.000	
20	50.502		44.737	95.3	Pit In	190.5	233.8	<u>2:34.873</u>		53	38.449		38.111	112.9	43.532	195.7	236.8	2:00.092	
21	Pit Out		50.195	84.4	55.102			<u>15:50.528</u>		54	38.219		38.528	106.1	Pit In	191.5	236.3	<u>2:08.984</u>	
22	48.263		43.148	92.4	47.086	141.2	151.0	2:18.497		55	Pit Out		44.589	83.9	45.661			<u>6:59.390</u>	
23	40.767		39.832	95.7	44.733	190.5	220.0	2:05.332		56	39.329		37.984	107.0	42.099	192.5	200.7	1:59.412	
24	39.174		39.491	98.8	44.396	192.5	229.8	2:03.061		57	37.103		39.762	101.2	42.729	198.9	240.0	1:59.594	
25	39.552		39.486	103.3	44.306	193.5	230.8	2:03.344		58	36.002		36.374	112.9	41.282	200.0	238.9	1:53.658	
26	38.476		38.486	98.7	43.983	191.5	233.8	2:00.945		59	35.537		36.608	111.0	41.729	200.0	240.5	1:53.874	
27	39.127		40.361	104.8	43.970	194.6	236.3	2:03.458		60	35.918		36.748	109.2	Pit In	198.9	238.9	<u>2:02.564</u>	
28	38.410		39.070	99.9	43.486	193.5	235.3	2:00.966		61	Pit Out		36.745	120.0	41.344			<u>4:11.552</u>	
29	38.280		38.408	111.9	44.313	197.8	237.4	2:01.001		62	35.428		35.715	125.3	41.180	200.0	239.5	1:52.323	
30	38.494		39.879	105.0	Pit In	195.7	239.5	<u>2:11.209</u>		63	35.538		<u>35.551</u>	<u>128.0</u>	41.091	200.0	240.5	1:52.180	
31	Pit Out		36.494	111.3	42.131			<u>4:27.901</u>		64	<u>35.213</u>		37.022	114.4	41.339	202.2	242.2	1:53.574	
32	35.922		36.223	119.1	41.739	195.7	236.8	1:53.884		65	35.239		35.726	121.6	<u>40.884</u>	<u>203.4</u>	<u>243.2</u>	<u>1:51.849</u>	



FUN RACING CARS 2023 - PORTIMÃO

Autódromo Internacional do Algarve

LIGIER JS CUP

12 - 15 October 2023

Laps and Sector Times - Essais Libres Payants / PRIVA1

Autodromo Internacional Algarve - 4652mtr.

33	35.677	36.772	119.3	41.595	194.6	235.8	1:54.044	66												
42 MAURIN-PETIT-VINGILIS									Ligier JS Cup											
lap	Sect-1	Speed	Sect-2	Speed	Sect-3	Speed	TopSpeed	laptime	pit	lap	Sect-1	Speed	Sect-2	Speed	Sect-3	Speed	Topspeed	laptime	pit	
1	Pit Out		42.955	99.8	45.858			2:12.789		37	35.761		36.523	110.8	43.507	198.9	240.0	1:55.791		
2	40.105		39.671	119.7	43.000	192.5	233.3	2:02.776		38	35.889		36.030	105.6	41.300	195.7	236.8	1:53.219		
3	37.326		47.025	118.0	42.215	197.8	237.9	2:06.566		39	35.617		35.975	111.8	Pit In	200.0	240.5	2:00.437		
4	38.005		37.759	102.1	43.096	197.8	230.3	1:58.860		40	Pit Out		36.788	120.5	42.409			7:04.268		
5	36.285		36.805	118.0	42.182	<u>202.2</u>	241.1	1:55.272		41	36.297		36.539	121.2	42.675	198.9	240.0	1:55.511		
6	35.998		36.162	118.0	43.389	201.1	240.5	1:55.549		42	35.949		36.507	<u>122.7</u>	42.777	200.0	240.5	1:55.233		
7	36.244		36.172	120.0	41.980	195.7	235.8	1:54.396		43	36.638		36.704	113.1	42.364	200.0	240.0	1:55.706		
8	35.868		36.070	111.0	41.281	197.8	237.9	1:53.219		44	35.894		36.310	116.0	41.864	201.1	241.6	1:54.068		
9	35.807		<u>35.753</u>	113.2	41.415	200.0	238.9	1:52.975		45	35.779		36.525	116.9	Pit In	201.1	241.6	2:15.797		
10	35.549		37.359	117.5	Pit In	198.9	239.5	2:04.172		46	Pit Out		37.805	100.5	42.727			7:42.580		
11	Pit Out		38.667	111.9	43.027			<u>7:20.862</u>		47	36.134		36.700	104.4	41.992	200.0	239.5	1:54.826		
12	37.059		37.146	115.6	42.419	195.7	238.9	1:56.624		48	35.968		36.443	110.4	41.676	200.0	240.0	1:54.087		
13	36.589		36.781	117.5	41.864	198.9	238.9	1:55.234		49	36.046		36.563	107.2	41.890	200.0	240.5	1:54.499		
14	37.683		36.673	110.1	41.857	197.8	238.9	1:56.213		50	35.960		36.591	105.4	41.793	201.1	241.1	1:54.344		
15	36.225		36.215	121.1	41.800	198.9	240.5	1:54.240		51	35.855		36.974	109.1	42.039	201.1	240.5	1:54.868		
16	36.309		36.417	118.9	41.950	200.0	241.6	1:54.676		52	36.238		36.494	111.6	41.678	201.1	242.7	1:54.410		
17	36.438		39.606	96.4	Pit In	197.8	237.9	2:27.457		53	36.077		37.591	107.0	Pit In	201.1	<u>243.8</u>	2:06.098		
18	Pit Out		39.624	99.0	44.867			9:36.195		54	Pit Out		38.152	119.7	43.060			12:54.094		
19	37.689		37.876	103.3	42.651	193.5	235.3	1:58.216		55	36.354		36.775	118.6	42.604	197.8	238.4	1:55.733		
20	38.439		37.657	103.7	42.686	198.9	239.5	1:58.782		56	36.674		36.588	117.4	41.974	200.0	240.0	1:55.236		
21	36.449		36.870	115.8	42.657	200.0	240.5	1:55.976		57	36.722		36.402	119.6	42.321	201.1	242.2	1:55.445		
22	36.350		39.664	101.8	44.498	200.0	240.0	2:00.512		58	35.933		36.568	116.8	42.055	<u>202.2</u>	241.6	1:54.556		
23	36.315		36.527	112.5	41.923	197.8	236.3	1:54.765		59	35.980		36.455	115.5	42.057	200.0	241.1	1:54.492		
24	35.918		36.546	104.4	41.826	197.8	238.9	1:54.290		60	36.042		38.532	107.6	44.988	201.1	241.1	1:59.562		
25	36.025		36.871	105.6	41.835	197.8	237.9	1:54.731		61	36.153		36.593	119.9	42.106	201.1	243.2	1:54.852		
26	35.818		36.197	120.1	41.862	197.8	238.4	1:53.877		62	36.553		36.414	117.1	42.104	200.0	229.3	1:55.071		
27	35.964		37.375	106.8	44.441	200.0	239.5	1:57.780		63	35.973		36.204	121.9	Pit In	201.1	240.0	2:02.788		
28	36.227		36.719	104.8	41.664	195.7	236.8	1:54.610		64	Pit Out		37.427	108.2	42.351			6:46.707		
29	35.890		36.016	120.8	42.263	201.1	239.5	1:54.169		65	36.089		36.981	113.0	42.912	200.0	241.6	1:55.982		
30	37.279		37.817	102.4	Pit In	196.7	240.0	2:07.056		66	36.216		36.824	109.4	42.115	196.7	239.5	1:55.155		
31	Pit Out		36.454	119.5	41.993			5:07.301		67	37.356		37.781	108.2	43.445	200.0	242.2	1:58.582		
32	36.349		36.133	118.0	41.796	196.7	236.3	1:54.278		68	36.108		36.557	122.4	43.076	201.1	241.6	1:55.741		
33	35.939		36.002	<u>122.7</u>	41.439	200.0	238.9	1:53.380		69	36.352		36.801	113.2	42.184	195.7	237.9	1:55.337		
34	35.761		36.808	111.6	41.564	198.9	239.5	1:54.133		70	36.162		36.564	118.0	42.063	200.0	241.1	1:54.789		
35	35.597		35.955	120.8	<u>41.258</u>	197.8	238.9	<u>1:52.810</u>		71	36.347		36.730	115.0	Pit In	201.1	241.1	2:03.773		
36	<u>35.447</u>		36.017	111.3	41.620	200.0	238.9	1:53.084		72										

46 BOUVART-JACQUET									Ligier JS Cup										
lap	Sect-1	Speed	Sect-2	Speed	Sect-3	Speed	TopSpeed	laptime	pit	lap	Sect-1	Speed	Sect-2	Speed	Sect-3	Speed	Topspeed	laptime	pit
1	Pit Out		56.690	70.4	1:01.402			2:53.769		34	39.298		42.445	83.9	48.922	189.5	229.8	2:10.665	
2	48.453		49.739	87.7	52.477	152.5	167.7	2:30.669		35	40.272		42.137	100.8	47.088	182.7	224.5	2:09.497	
3	45.765		43.675	89.8	50.637	180.0	193.5	2:20.077		36	40.134		43.446	93.4	47.370	188.5	228.8	2:10.950	
4	43.947		43.684	93.2	50.362	181.8	198.2	2:17.993		37	39.130		41.567	89.9	46.831	189.5	229.8	2:07.528	
5	41.347		41.677	96.5	Pit In	183.7	214.7	2:21.100		38	43.843		47.129	91.1	Pit In	189.5	220.9	2:38.751	
6	Pit Out		41.854	96.8	49.284			4:13.526		39	Pit Out		46.232	84.2	52.504			7:40.157	
7	43.323		40.730	94.9	46.088	182.7	227.4	2:10.141		40	41.638		39.343	102.5	48.333	169.0	206.9	2:09.314	


FUN RACING CARS 2023 - PORTIMÃO

Autódromo Internacional do Algarve

LIGIER JS CUP

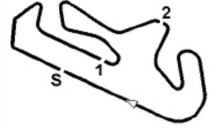
12 - 15 October 2023

Laps and Sector Times - Essais Libres Payants / PRIVA1

Autodromo Internacional Algarve - 4652mtr.

8	41.168	40.148	98.4	45.764	190.5	230.8	2:07.080	41	38.697	38.404	101.1	44.062	194.6	237.9	2:01.163
9	39.224	39.586	98.6	45.616	188.5	229.8	2:04.426	42	37.823	38.301	106.2	48.681	192.5	233.8	2:04.805
10	39.613	39.586	91.1	46.448	186.5	230.8	2:05.647	43	37.798	38.220	107.9	44.333	192.5	236.3	2:00.351
11	39.214	39.309	99.9	Pit In	189.5	232.3	2:12.987	44	38.533	38.037	107.6	44.043	<u>195.7</u>	235.3	2:00.613
12	Pit Out	46.688	87.9	53.110			6:31.703	45	39.147	39.533	91.8	44.606	194.6	195.3	2:03.286
13	56.332	47.592	77.4	Pit In	180.9	197.4	2:58.104	46	<u>37.322</u>	38.397	<u>112.6</u>	<u>43.625</u>	<u>195.7</u>	<u>238.9</u>	1:59.344
14	Pit Out	45.451	89.8	52.966			7:40.815	47	37.331	37.827	111.7	44.447	194.6	236.8	1:59.605
15	42.521	46.868	95.0	51.263	178.2	210.5	2:20.652	48	37.503	<u>37.787</u>	109.5	43.900	190.5	234.3	<u>1:59.190</u>
16	41.795	45.285	83.9	50.203	179.1	213.9	2:17.283	49	50.843	47.001	82.6	Pit In	194.6	127.8	2:45.681
17	42.526	44.278	92.3	50.102	180.9	216.9	2:16.906	50	Pit Out	43.073	105.6	49.591			8:24.143
18	41.799	43.796	87.7	50.055	182.7	216.9	2:15.650	51	39.561	42.527	90.7	48.055	186.5	230.3	2:10.143
19	41.080	43.388	99.0	49.381	184.6	212.2	2:13.849	52	38.567	41.011	103.6	46.231	187.5	229.8	2:05.809
20	43.639	42.519	103.3	49.484	186.5	218.6	2:15.642	53	38.668	41.082	103.0	46.257	187.5	231.8	2:06.007
21	41.654	42.861	105.4	47.640	187.5	217.3	2:12.155	54	38.353	40.620	<u>112.6</u>	46.853	191.5	233.8	2:05.826
22	39.746	41.245	92.2	46.801	190.5	216.4	2:07.792	55	38.278	41.434	110.1	45.601	191.5	235.3	2:05.313
23	42.869	42.090	78.0	47.687	190.5	212.2	2:12.646	56	38.285	40.708	112.1	44.855	191.5	235.3	2:03.848
24	45.080	47.160	83.9	Pit In	186.5	193.9	2:38.261	57	37.983	40.132	93.3	45.905	191.5	234.8	2:04.020
25	Pit Out	40.492	94.3	45.576			9:33.953	58	38.662	39.695	88.7	46.778	188.5	232.8	2:05.135
26	39.464	39.196	101.4	45.390	187.5	225.5	2:04.050	59	38.312	40.430	103.3	46.078	191.5	234.3	2:04.820
27	39.787	41.929	99.3	46.881	189.5	231.8	2:08.597	60	39.158	40.634	99.9	45.869	191.5	230.3	2:05.661
28	39.288	39.624	100.5	44.813	191.5	232.8	2:03.725	61	38.698	40.047	106.3	46.196	188.5	229.3	2:04.941
29	38.187	38.835	102.4	44.820	192.5	233.8	2:01.842	62	39.112	39.478	106.4	45.732	194.6	226.9	2:04.322
30	38.641	38.681	103.7	44.601	190.5	234.3	2:01.923	63	38.481	40.346	105.5	45.332	189.5	230.3	2:04.159
31	37.986	39.809	103.8	Pit In	190.5	234.3	2:11.058	64	40.674	41.623	111.8	49.940	190.5	233.3	2:12.237
32	Pit Out	44.510	108.4	49.649			5:17.173	65	45.689						
33	40.176	45.149	88.2	47.968	184.6	224.1	2:13.293	66		49.211	96.6	Pit In	165.1	176.5	2:38.963

48 BOURDIN-BOURDIN-BOURDIN										Ligier JS Cup									
lap	Sect-1	Speed	Sect-2	Speed	Sect-3	Speed	TopSpeed	laptime	pit	lap	Sect-1	Speed	Sect-2	Speed	Sect-3	Speed	TopSpeed	laptime	pit
1	Pit Out		50.982	88.7	55.537			2:36.234		36	38.234		38.583	98.6	43.441	189.5	206.5	2:00.258	
2	45.025		43.261	101.8	48.281	158.6	190.1	2:16.567		37	36.919		37.919	103.4	42.572	195.7	236.8	1:57.410	
3	41.137		41.984	99.8	47.350	183.7	227.4	2:10.471		38	36.726		37.546	104.9	42.739	197.8	236.8	1:57.011	
4	41.098		39.929	<u>112.3</u>	45.419	187.5	229.8	2:06.446		39	37.605		38.801	96.8	Pit In	197.8	239.5	2:11.335	
5	39.821		40.471	105.8	45.114	188.5	230.8	2:05.406		40	Pit Out		38.756	101.2	44.359			4:32.525	
6	39.088		39.644	102.1	44.719	191.5	232.3	2:03.451		41	37.646		38.875	97.5	43.504	195.7	236.8	2:00.025	
7	38.550		38.660	108.3	43.754	191.5	232.3	2:00.964		42	37.311		39.842	92.0	44.771	194.6	236.3	2:01.924	
8	38.463		38.508	107.5	Pit In	193.5	232.3	2:18.613		43	37.888		38.068	98.9	42.866	195.7	237.9	1:58.822	
9	Pit Out		46.636	94.8	52.028			5:35.891		44	39.808		41.643	87.5	Pit In	197.8	240.0	2:18.213	
10	43.383		43.151	91.4	48.225	183.7	198.5	2:14.759		45	Pit Out		40.219	94.3	44.251			8:59.697	
11	40.733		42.605	100.3	46.523	190.5	213.0	2:09.861		46	38.258		38.926	102.4	45.214	193.5	235.3	2:02.398	
12	38.567		40.176	105.4	46.077	192.5	227.8	2:04.820		47	37.884		38.208	102.5	43.503	197.8	230.3	1:59.595	
13	37.892		38.878	103.9	44.882	193.5	232.3	2:01.652		48	37.169		38.344	103.6	44.131	196.7	239.5	1:59.644	
14	37.636		38.630	109.0	43.881	195.7	228.8	2:00.147		49	38.638		38.142	109.1	43.522	197.8	238.9	2:00.302	
15	39.670		41.480	90.8	Pit In	194.6	234.3	2:24.291		50	37.856		37.990	110.3	43.409	194.6	237.4	1:59.255	
16	Pit Out		45.362	82.3	49.039			7:25.133		51	36.953		38.106	106.2	43.225	194.6	236.8	1:58.284	
17	40.956		42.629	93.3	47.388	186.5	217.7	2:10.973		52	38.107		40.216	99.5	Pit In	196.7	236.8	2:11.496	
18	38.779		40.424	89.3	44.947	192.5	235.3	2:04.150		53	Pit Out		40.469	103.4	44.113			11:09.908	
19	38.914		39.367	98.5	43.276	193.5	233.3	2:01.557		54	37.590		38.490	105.0	43.391	193.5	231.8	1:59.471	
20	37.854		39.218	93.8	43.367	195.7	235.8	2:00.439		55	<u>36.555</u>		38.221	103.6	43.594	196.7	236.3	1:58.370	
21	37.728		38.600	98.0	43.262	191.5	233.3	1:59.590		56	36.753		37.649	107.5	42.497	196.7	236.8	1:56.899	



FUN RACING CARS 2023 - PORTIMÃO

Autódromo Internacional do Algarve

LIGIER JS CUP

12 - 15 October 2023

Laps and Sector Times - Essais Libres Payants / PRIVA1

Autodromo Internacional Algarve - 4652mtr.

22	37.525	38.830	104.2	43.687	193.5	234.8	2:00.042	57	36.658	37.708	100.9	42.458	196.7	237.4	1:56.824
23	37.782	38.999	94.9	Pit In	193.5	235.8	2:10.938	58	36.629	37.360	109.9	43.170	196.7	237.4	1:57.159
24	Pit Out	39.302	107.5	44.136			5:03.268	59	36.632	37.670	105.3	42.440	197.8	240.0	<u>1:56.742</u>
25	38.495	38.783	100.6	43.101	191.5	233.8	2:00.379	60	36.807	37.815	103.9	Pit In	197.8	237.9	<u>2:06.283</u>
26	37.628	37.617	92.0	42.888	195.7	234.8	1:58.133	61	Pit Out	40.148	103.7	44.049			4:31.826
27	37.979	38.165	102.1	42.587	193.5	234.8	1:58.731	62	37.758	38.301	100.9	44.618	195.7	236.3	2:00.677
28	38.394	38.126	108.7	<u>42.416</u>	195.7	235.8	1:58.936	63	37.384	38.087	102.6	43.716	196.7	238.4	1:59.187
29	37.019	<u>37.285</u>	105.4	43.103	194.6	236.3	1:57.407	64	37.465	38.009	105.6	43.194	195.7	238.4	1:58.668
30	37.572	37.934	108.2	43.052	194.6	235.8	1:58.558	65	37.453	37.840	103.8	42.785	196.7	237.4	1:58.078
31	38.124	38.016	101.5	Pit In	194.6	236.3	2:07.674	66	36.763	37.746	106.6	43.304	197.8	237.9	1:57.813
32	Pit Out	39.914	104.1	44.159			4:44.681	67	37.769	38.604	100.3	42.853	197.8	237.9	1:59.226
33	37.635	38.992	109.0	42.980	193.5	235.3	1:59.607	68	37.256	37.716	107.8	43.252	198.9	240.5	1:58.224
34	37.348	38.354	102.8	43.444	195.7	233.3	1:59.146	69	37.891	40.570	100.3	43.689	196.7	236.8	2:02.150
35	37.200	38.083	104.1	43.001	196.7	235.8	1:58.284	70	36.973	38.074	98.6	Pit In	<u>200.0</u>	<u>241.6</u>	2:08.105

49 ETTIENNE-TISSEAU-TREMBLAYE										Ligier JS Cup									
lap	Sect-1	Speed	Sect-2	Speed	Sect-3	Speed	TopSpeed	laptime	pit	lap	Sect-1	Speed	Sect-2	Speed	Sect-3	Speed	Topspeed	laptime	pit
1	Pit Out		42.899	90.8	46.371			2:50.280		33	36.981	37.011	110.3	43.157	196.7	235.8	1:57.149		
2	39.808		39.272	101.4	43.591	192.5	230.8	2:02.671		34	36.810	36.625	112.0	43.558	196.7	236.8	1:56.993		
3	37.957		38.345	90.7	44.410	195.7	236.8	2:00.712		35	37.858	37.636	111.3	Pit In	194.6	235.3	2:10.683		
4	37.077		38.108	110.5	43.416	195.7	235.8	1:58.601		36	Pit Out	39.241	111.7	42.689			8:22.108		
5	37.028		37.400	105.0	43.121	193.5	233.3	1:57.549		37	36.277	36.671	116.9	42.176	198.9	239.5	1:55.124		
6	36.573		37.631	112.4	42.952	195.7	235.3	1:57.156		38	36.414	36.894	111.2	42.489	197.8	238.9	1:55.797		
7	36.968		38.057	112.4	44.558	196.7	237.4	1:59.583		39	39.725	41.570	94.6	Pit In	197.8	240.5	2:19.441		
8	36.390		37.924	110.3	43.080	196.7	235.3	1:57.394		40	Pit Out	37.643	113.2	42.674			6:18.152		
9	36.358		37.080	107.0	42.489	195.7	235.8	1:55.927		41	36.839	37.096	108.0	42.352	198.9	240.0	1:56.287		
10	36.402		37.250	107.6	42.635	195.7	235.8	1:56.287		42	36.118	36.787	118.2	42.660	<u>200.0</u>	<u>241.1</u>	1:55.565		
11	36.593		36.943	107.7	Pit In	195.7	235.3	2:07.615		43	36.417	37.110	114.3	42.222	195.7	237.9	1:55.749		
12	Pit Out		39.536	101.4	44.505			12:38.172		44	36.285	37.056	114.0	43.137	197.8	239.5	1:56.478		
13	39.867		40.048	<u>122.9</u>	44.609	195.7	235.8	2:04.524		45	37.013	36.834	110.2	42.400	197.8	239.5	1:56.247		
14	37.840		38.032	111.0	42.830	192.5	234.8	1:58.702		46	36.925	36.889	106.2	43.103	197.8	239.5	1:56.917		
15	36.760		38.006	104.4	43.189	194.6	236.3	1:57.955		47	36.647	37.007	97.7	Pit In	197.8	239.5	2:05.116		
16	36.738		38.178	109.9	43.123	195.7	235.8	1:58.039		48	Pit Out	47.379	90.7	52.049			13:33.226		
17	37.024		38.727	111.9	42.974	194.6	236.3	1:58.725		49	43.356	46.144	93.3	49.324	183.7	186.9	2:18.824		
18	36.527		37.175	111.6	42.575	193.5	234.8	1:56.277		50	39.887	39.073	108.1	44.253	184.6	230.3	2:03.213		
19	37.496		37.136	107.8	43.023	196.7	236.8	1:57.655		51	36.692	36.773	110.7	43.139	193.5	235.3	1:56.604		
20	36.583		37.506	111.0	42.745	193.5	236.3	1:56.834		52	36.291	36.855	116.5	42.307	197.8	<u>241.1</u>	1:55.453		
21	36.722		38.164	100.3	Pit In	196.7	238.4	2:08.425		53	36.045	36.738	111.9	<u>41.822</u>	195.7	236.8	<u>1:54.605</u>		
22	Pit Out		44.865	72.1	48.866			6:26.801		54	36.033	<u>36.618</u>	112.6	42.001	197.8	238.9	1:54.652		
23	40.674		40.265	109.2	44.772	190.5	200.7	2:05.711		55	36.148	36.789	112.9	42.219	197.8	237.4	1:55.156		
24	39.492		39.504	102.4	45.162	192.5	230.3	2:04.158		56	36.896	36.639	113.7	42.244	197.8	238.4	1:55.779		
25	38.069		39.196	108.0	46.752	192.5	234.3	2:04.017		57	<u>36.032</u>	36.753	111.2	41.977	197.8	238.9	1:54.762		
26	39.357		38.362	106.5	43.972	193.5	234.8	2:01.691		58	37.487	37.191	112.3	Pit In	<u>200.0</u>	238.9	2:05.481		
27	37.467		38.333	111.1	44.341	195.7	235.8	2:00.141		59	Pit Out	40.651	101.8	45.188			6:43.442		
28	36.966		37.791	117.5	43.444	195.7	238.4	1:58.201		60	37.362	37.507	114.5	44.030	193.5	234.3	1:58.899		
29	37.151		37.252	115.0	43.860	196.7	237.9	1:58.263		61	37.182	37.296	110.0	43.266	194.6	235.8	1:57.744		
30	37.134		37.180	111.6	43.084	197.8	237.4	1:57.398		62	36.947	38.518	109.0	43.694	196.7	237.9	1:59.159		
31	37.086		36.762	111.8	44.693	195.7	235.3	1:58.541		63	37.304	39.134	117.6	43.910	194.6	237.9	2:00.348		
32	37.599		38.265	113.8	43.608	184.6	229.3	1:59.472		64	36.774	37.205	119.2	43.415	195.7	238.4	1:57.394		


FUN RACING CARS 2023 - PORTIMÃO

Autódromo Internacional do Algarve

LIGIER JS CUP

12 - 15 October 2023

Laps and Sector Times - Essais Libres Payants / PRIVA1

Autodromo Internacional Algarve - 4652mtr.

61 PASTORIS-PAYEN-PALETTE										Ligier JS Cup									
lap	Sect-1	Speed	Sect-2	Speed	Sect-3	Speed	TopSpeed	laptime	pit	lap	Sect-1	Speed	Sect-2	Speed	Sect-3	Speed	Topspeed	laptime	pit
1	Pit Out		46.288	83.1	49.788			2:23.215		31	37.827		37.781	101.3	42.641	180.9	225.9	1:58.249	
2	43.751		45.296	80.4	Pit In	184.6	199.3	2:28.619		32	36.299		37.673	109.8	42.725	197.8	241.1	1:56.697	
3	Pit Out		39.814	97.3	43.928			4:13.586		33	36.684		36.963	107.5	42.428	198.9	240.5	1:56.075	
4	37.678		39.116	88.5	44.598	194.6	236.8	2:01.392		34	36.196		38.666	106.3	42.422	197.8	241.6	1:57.284	
5	37.172		37.757	97.8	43.096	195.7	235.3	1:58.025		35	37.723		40.482	104.2	42.812	200.0	240.5	2:01.017	
6	37.248		37.151	103.3	42.827	196.7	238.9	1:57.226		36	36.717		37.268	106.5	42.623	197.8	240.0	1:56.608	
7	36.729		37.015	104.4	42.533	195.7	235.8	1:56.277		37	36.725		37.430	105.0	Pit In	194.6	237.4	2:13.729	
8	36.273		36.981	98.3	42.543	195.7	235.3	1:55.797		38	Pit Out		44.636	93.2	47.233			17:58.736	
9	36.256		36.840	98.7	42.249	195.7	235.8	1:55.345		39	39.547		43.736	99.6	49.079	189.5	226.4	2:12.362	
10	36.388		36.649	109.5	42.044	195.7	235.8	1:55.081		40	35.865		36.249	117.4	41.581	194.6	237.4	1:53.695	
11	36.333		36.917	105.6	Pit In	197.8	236.3	2:04.530		41	35.625		35.840	119.2	41.245	198.9	240.0	1:52.710	
12	Pit Out		40.303	95.7	43.889			8:12.657		42	35.915		41.280	92.7	42.838	200.0	242.2	2:00.033	
13	38.246		38.215	110.8	44.473	192.5	235.3	2:00.934		43	50.529		43.584	99.4	Pit In	188.5	125.1	2:36.925	
14	37.341		38.429	106.3	43.117	194.6	235.3	1:58.887		44	Pit Out		36.412	119.1	41.487			9:39.607	
15	45.509		47.387	81.4	Pit In	193.5	195.7	2:32.533		45	35.458		35.734	<u>122.3</u>	40.987	201.1	241.6	1:52.179	
16	Pit Out		37.915	102.3	42.815			6:09.001		46	35.146		36.307	116.8	44.768	201.1	242.2	1:56.221	
17	37.428		36.763	109.1	43.380	195.7	237.4	1:57.571		47	35.392		35.691	115.8	40.868	200.0	240.5	1:51.951	
18	37.195		36.982	106.5	42.632	200.0	241.1	1:56.809		48	<u>34.980</u>		35.519	121.2	41.029	201.1	242.2	1:51.528	
19	36.425		37.320	96.9	42.567	196.7	237.9	1:56.312		49	35.037		<u>35.476</u>	118.0	<u>40.699</u>	<u>202.2</u>	242.2	<u>1:51.212</u>	
20	37.021		1:00.956	88.9	Pit In	196.7	237.4	2:39.529		50	35.253		36.239	119.5	Pit In	201.1	<u>242.7</u>	2:00.865	
21	Pit Out		39.221	100.8	42.494			15:06.618		51	Pit Out		39.048	111.7	43.845			6:34.457	
22	36.224		36.590	108.8	41.847	196.7	235.8	1:54.661		52	36.401		36.896	109.5	42.043	194.6	236.8	1:55.340	
23	35.979		36.475	111.5	41.505	198.9	237.4	1:53.959		53	36.130		36.956	112.0	42.693	198.9	239.5	1:55.779	
24	35.965		36.289	110.4	42.096	198.9	237.4	1:54.350		54	36.619		36.584	108.3	42.163	196.7	238.4	1:55.366	
25	35.847		36.289	114.8	52.728	198.9	238.4	2:04.864		55	36.358		37.428	109.2	42.131	198.9	238.9	1:55.917	
26	35.978		36.147	112.7	41.569	195.7	236.3	1:53.694		56	36.073		36.349	115.9	42.167	200.0	241.1	1:54.589	
27	35.881		37.067	109.5	41.894	198.9	238.4	1:54.842		57	36.410		37.789	108.7	42.561	201.1	<u>242.7</u>	1:56.760	
28	39.238		37.044	104.0	Pit In	197.8	202.2	2:06.627		58	36.059		36.578	111.2	43.436	196.7	238.4	1:56.073	
29	Pit Out		38.061	103.9	Pit In			6:38.937		59	36.315		36.707	107.6	42.389	191.5	234.3	1:55.411	
30	Pit Out		39.342	99.2	46.058			5:22.391		60									

63 CAROFF-ROCHES-ADLER										Ligier JS Cup									
lap	Sect-1	Speed	Sect-2	Speed	Sect-3	Speed	TopSpeed	laptime	pit	lap	Sect-1	Speed	Sect-2	Speed	Sect-3	Speed	Topspeed	laptime	pit
1	Pit Out		47.640	93.1	51.720			2:26.312		30	36.471		38.749	103.0	44.222	197.8	238.4	1:59.442	
2	43.766		44.082	95.5	48.922	177.3	191.8	2:16.770		31	36.698		37.237	112.1	42.676	195.7	236.8	1:56.611	
3	41.861		42.105	87.9	47.322	183.7	214.3	2:11.288		32	37.163		37.485	109.9	42.500	196.7	238.4	1:57.148	
4	41.614		41.664	96.6	Pit In	186.5	183.7	2:20.827		33	36.546		37.637	109.8	42.593	196.7	237.9	1:56.776	
5	Pit Out		43.867	100.5	48.326			10:10.544		34	36.437		36.906	114.0	42.781	197.8	239.5	1:56.124	
6	38.383		38.144	115.8	43.934	190.5	232.8	2:00.461		35	36.360		36.764	107.5	42.341	196.7	237.4	1:55.465	
7	37.634		37.718	114.8	43.433	192.5	233.3	1:58.785		36	36.420		39.048	99.3	Pit In	198.9	238.9	2:09.178	
8	37.118		37.401	124.0	43.053	193.5	234.3	1:57.572		37	Pit Out		42.818	102.5	47.241			7:42.292	
9	38.713		38.471	112.1	Pit In	194.6	233.3	2:10.969		38	38.252		38.679	114.2	44.988	188.5	232.8	2:01.919	
10	Pit Out		38.178	113.0	43.028			10:44.708		39	37.941		37.912	111.3	Pit In	192.5	235.8	2:09.053	
11	36.854		37.004	105.0	42.629	195.7	235.8	1:56.487		40	Pit Out		42.420	100.0	44.095			3:01.232	
12	36.792		37.134	116.0	41.912	194.6	235.8	1:55.838		41	37.304		37.693	113.1	43.230	193.5	235.3	1:58.227	
13	37.086		37.126	122.0	42.524	196.7	238.4	1:56.736		42	37.417		37.154	120.4	43.014	195.7	237.9	1:57.585	
14	36.799		36.678	<u>128.0</u>	42.202	197.8	236.3	1:55.679		43	38.379		37.213	117.3	43.081	196.7	238.9	1:58.673	
15	36.669		36.869	125.0	Pit In	195.7	235.8	2:04.473		44	36.578		36.590	121.5	42.572	196.7	237.9	1:55.740	


FUN RACING CARS 2023 - PORTIMÃO

Autódromo Internacional do Algarve

LIGIER JS CUP

12 - 15 October 2023

Laps and Sector Times - Essais Libres Payants / PRIVA1

Autodromo Internacional Algarve - 4652mtr.

16	Pit Out	39.551	103.1	43.410		6:08.634	45	36.973	36.688	116.8	43.430	197.8	240.0	1:57.091	
17	37.128	40.429	107.6	42.224	194.6	231.3	1:59.781	46	1:54.518	44.054	90.5	Pit In	142.3	112.5	3:41.417
18	37.230	38.365	96.0	41.840	195.7	235.3	1:57.435	47	Pit Out	36.711	111.3	41.414		16:06.524	
19	36.459	36.479	106.4	Pit In	198.9	237.4	2:08.174	48	35.969	36.224	118.6	41.139	201.1	237.9	1:53.332
20	Pit Out	36.573	112.5	41.552		4:37.048	49	35.628	36.126	116.9	41.194	200.0	241.1	1:52.948	
21	35.819	36.231	108.2	41.467	197.8	236.8	1:53.517	50	<u>35.510</u>	<u>35.871</u>	115.3	<u>41.132</u>	200.0	239.5	<u>1:52.513</u>
22	36.124	37.789	109.6	Pit In	198.9	238.4	2:06.242	51	35.680	37.059	105.9	Pit In	201.1	241.1	2:02.832
23	Pit Out	36.507	116.5	41.893		4:06.546	52	Pit Out	38.196	112.5	43.148			6:23.355	
24	35.802	36.049	118.3	41.881	<u>203.4</u>	<u>243.2</u>	1:53.732	53	37.773	37.606	113.8	43.009	196.7	237.4	1:58.388
25	35.725	36.397	110.7	Pit In	197.8	238.9	2:00.293	54	36.269	36.972	110.8	42.290	196.7	237.4	1:55.531
26	Pit Out	41.211	95.1	45.825		4:56.342	55	36.298	36.906	112.7	42.474	198.9	240.5	1:55.678	
27	38.007	38.337	103.0	44.183	191.5	234.3	2:00.527	56	36.440	37.026	106.3	42.347	197.8	240.0	1:55.813
28	37.033	37.649	106.7	42.731	194.6	235.8	1:57.413	57	36.156	37.767	110.3	44.081	198.9	241.6	1:58.004
29	36.663	37.229	107.1	42.702	197.8	237.4	1:56.594	58	36.328	36.840	114.3	42.298	197.8	238.9	1:55.466

70 KNAUF-PETIT-SERVAIS										Ligier JS Cup									
lap	Sect-1	Speed	Sect-2	Speed	Sect-3	Speed	TopSpeed	laptime	pit	lap	Sect-1	Speed	Sect-2	Speed	Sect-3	Speed	Topspeed	laptime	pit
1	Pit Out		44.594	85.1	Pit In			2:22.993		34	36.733		36.962	101.2	42.431	197.8	239.5	1:56.126	
2	Pit Out		37.892	109.5	Pit In			3:00.976		35	36.326		36.926	105.3	42.459	198.9	241.1	1:55.711	
3	Pit Out		38.782	113.2	41.374			2:47.084		36	36.464		37.877	107.5	42.010	201.1	242.7	1:56.351	
4	1:27.280		1:25.758	73.8	Pit In	198.9	218.6	4:05.106		37	36.520		37.327	103.3	42.483	202.2	244.3	1:56.330	
5	Pit Out		37.421	108.0	41.205			13:30.692		38	37.146		37.053	98.5	42.560	201.1	242.7	1:56.759	
6	36.257		36.026	<u>128.3</u>	41.928	198.9	238.9	1:54.211		39	36.399		36.861	108.7	Pit In	200.0	240.5	2:13.831	
7	36.259		36.367	109.5	41.054	203.4	244.3	1:53.680		40	Pit Out		37.417	108.1	42.628			8:24.017	
8	35.559		36.116	113.2	40.871	201.1	242.7	1:52.546		41	36.200		36.459	104.8	41.464	200.0	240.0	1:54.123	
9	35.504		36.317	104.7	40.622	203.4	241.6	1:52.443		42	36.057		36.485	108.8	42.814	202.2	243.2	1:55.356	
10	36.422		36.858	104.8	Pit In	202.2	242.7	2:02.434		43	35.906		36.224	113.0	41.901	202.2	244.3	1:54.031	
11	Pit Out		41.856	106.1	45.813			10:25.669		44	35.973		36.705	111.1	41.799	201.1	244.3	1:54.477	
12	40.116		40.656	119.9	44.901	195.7	217.7	2:05.673		45	36.053		36.370	111.8	41.554	201.1	233.3	1:53.977	
13	39.665		37.844	113.9	42.784	189.5	229.3	2:00.293		46	35.636		35.825	118.8	42.198	203.4	<u>245.5</u>	1:53.659	
14	37.773		37.582	110.7	43.064	200.0	242.7	1:58.419		47	36.139		37.275	105.0	Pit In	203.4	<u>245.5</u>	2:04.998	
15	37.279					198.9	241.6	2:00.367		48	Pit Out		42.568	86.7	Pit In			6:16.830	
16	37.487		37.876	101.3	42.662	197.8	240.5	1:58.025		49	Pit Out		36.914	117.1	41.379			6:07.862	
17	39.768		39.971	99.0	46.211	198.9	233.3	2:05.950		50	35.918		36.136	111.9	40.845	198.9	240.5	1:52.899	
18	37.257		37.806	103.3	43.029	195.7	237.4	1:58.092		51	35.288		35.774	113.9	40.266	<u>204.5</u>	244.3	1:51.328	
19	37.893		39.459	98.7	43.831	200.0	242.2	2:01.183		52	<u>35.003</u>		35.725	113.6	<u>40.262</u>	<u>204.5</u>	244.3	<u>1:50.990</u>	
20	37.670		38.291	109.5	Pit In	195.7	237.4	2:09.146		53	35.125		<u>35.706</u>	109.6	40.397	203.4	243.2	1:51.228	
21	Pit Out		42.392	89.6	46.174			5:33.781		54	35.047		35.708	115.6	Pit In	202.2	242.7	1:59.108	
22	39.895		38.789	96.3	43.754	191.5	223.6	2:02.438		55	Pit Out		37.947	101.0	50.132			6:10.358	
23	36.894		37.270	106.9	42.796	194.6	237.9	1:56.960		56	36.943		36.718	111.2	42.171	179.1	228.8	1:55.832	
24	36.928		37.198	108.5	42.527	195.7	238.4	1:56.653		57	36.413		36.443	120.7	42.053	195.7	237.4	1:54.909	
25	37.468		36.829	98.2	44.951	195.7	237.4	1:59.248		58	36.019		36.663	122.0	42.977	197.8	238.4	1:55.659	
26	36.636		36.875	113.0	42.599	197.8	238.9	1:56.110		59	36.137		36.325	121.2	41.740	197.8	238.4	1:54.202	
27	36.345		36.703	112.1	41.939	197.8	239.5	1:54.987		60	36.890		38.723	117.5	41.985	198.9	240.0	1:57.598	
28	36.419		36.628	112.5	41.940	197.8	240.5	1:54.987		61	35.967		36.657	118.0	42.142	197.8	239.5	1:54.766	
29	37.340		36.788	110.0	42.524	200.0	241.6	1:56.652		62	36.268		37.560	118.2	43.537	198.9	241.1	1:57.365	
30	36.829		36.863	114.8	42.247	195.7	237.9	1:55.939		63	36.366		36.320	122.3	41.725	198.9	240.0	1:54.411	
31	36.781		38.021	100.2	Pit In	197.8	238.9	2:07.558		64	37.297		36.267	120.4	41.827	197.8	240.5	1:55.391	
32	Pit Out		37.902	95.4	42.532			6:30.105		65	35.759		36.367	122.6	42.287	197.8	240.0	1:54.413	
33	37.117		37.728	101.6	42.920	198.9	240.0	1:57.765		66	35.713		36.185	118.9	41.949	200.0	242.7	1:53.847	


FUN RACING CARS 2023 - PORTIMÃO

Autódromo Internacional do Algarve

LIGIER JS CUP

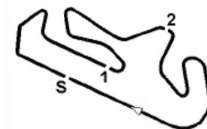
12 - 15 October 2023

Laps and Sector Times - Essais Libres Payants / PRIVA1

Autodromo Internacional Algarve - 4652mtr.

72 FAUCHÈRE-COLLET-CRONIER										Ligier JS Cup									
lap	Sect-1	Speed	Sect-2	Speed	Sect-3	Speed	TopSpeed	laptime	pit	lap	Sect-1	Speed	Sect-2	Speed	Sect-3	Speed	Topspeed	laptime	pit
1	Pit Out		53.218	86.3	Pit In			2:50.878		36	37.014		36.965	110.1	42.617	194.6	232.3	1:56.596	
2	Pit Out		41.970	99.8	47.124			5:16.904		37	36.608		36.810	<u>124.7</u>	43.019	196.7	238.4	1:56.437	
3	44.627		41.717	105.7	44.645	161.4	176.8	2:10.989		38	36.860		37.279	116.8	43.126	193.5	236.3	1:57.265	
4	37.596		38.335	111.6	42.494	194.6	236.8	1:58.425		39	40.476		40.963	104.8	Pit In	192.5	232.3	2:16.226	
5	36.952		37.478	106.3	42.343	197.8	237.9	1:56.773		40	Pit Out		42.829	94.0	48.845			13:46.761	
6	37.032		37.568	115.4	43.215	196.7	237.9	1:57.815		41	41.308		39.825	108.7	44.661	188.5	227.8	2:05.794	
7	36.671		37.488	112.4	42.629	197.8	236.8	1:56.788		42	38.273		38.189	116.6	44.592	193.5	233.8	2:01.054	
8	36.786		37.493	118.0	Pit In	195.7	236.8	2:04.024		43	37.346		37.844	112.5	43.410	193.5	234.3	1:58.600	
9	Pit Out		38.526	112.7	42.594			5:21.518		44	37.327		37.623	110.9	43.991	195.7	235.3	1:58.941	
10	36.735		37.584	113.7	42.507	196.7	236.3	1:56.826		45	38.070		37.439	121.3	42.897	194.6	236.8	1:58.406	
11	36.526		37.429	114.3	42.721	195.7	235.8	1:56.676		46	36.630		37.071	117.9	42.808	196.7	238.4	1:56.509	
12	36.781		<u>36.777</u>	117.1	42.444	196.7	237.9	1:56.002		47	36.316		37.179	121.5	42.490	195.7	239.5	1:55.985	
13	36.086		37.676	112.4	42.236	197.8	238.9	1:55.998		48	36.134		37.119	119.1	42.673	196.7	240.0	1:55.926	
14	36.179		38.146	106.5	<u>41.884</u>	197.8	238.9	1:56.209		49	37.044		37.601	117.3	Pit In	197.8	<u>240.5</u>	2:14.737	
15	44.901		46.321	91.6	Pit In	<u>198.9</u>	189.1	2:34.003		50	Pit Out		39.819	101.8	Pit In			5:20.432	
16	Pit Out		39.655	112.1	44.646			7:49.480		51	Pit Out		37.442	117.5	43.315			5:25.332	
17	37.771		38.411	115.4	43.538	192.5	233.8	1:59.720		52	37.210		36.962	116.5	42.582	194.6	234.3	1:56.754	
18	36.997		37.843	109.2	44.341	194.6	234.8	1:59.181		53	36.422		36.914	112.6	42.475	195.7	236.8	1:55.811	
19	37.215		37.698	114.0	42.935	196.7	235.3	1:57.848		54	36.415		36.956	113.3	42.556	197.8	237.9	1:55.927	
20	36.976		37.528	108.2	43.498	195.7	238.4	1:58.002		55	36.672		37.235	107.2	42.458	195.7	239.5	1:56.365	
21	37.948		37.680	108.5	43.331	197.8	238.4	1:58.959		56	37.461		37.539	103.3	43.136	<u>198.9</u>	239.5	1:58.136	
22	37.320		37.717	106.1	44.858	193.5	233.8	1:59.895		57	36.774		37.503	106.7	42.931	195.7	236.3	1:57.208	
23	38.113		37.741	111.9	43.323	180.9	227.8	1:59.177		58	36.852		37.558	112.9	43.111	196.7	237.9	1:57.521	
24	37.443		40.147	96.3	Pit In	193.5	235.3	2:09.574		59	39.549		39.623	104.0	Pit In	197.8	220.4	2:17.043	
25	Pit Out		37.745	113.9	44.463			6:26.336		60	Pit Out		37.971	109.1	43.897			3:56.751	
26	36.870		37.070	117.9	43.560	197.8	240.0	1:57.500		61	36.938		37.362	110.4	42.462	197.8	240.0	1:56.762	
27	40.085		37.822	111.6	43.507	194.6	235.8	2:01.414		62	36.847		37.331	116.0	42.422	196.7	238.4	1:56.600	
28	37.667		37.510	106.9	43.380	195.7	238.9	1:58.557		63	36.660		37.022	110.3	42.973	197.8	238.9	1:56.655	
29	36.747		37.345	112.1	42.849	192.5	236.3	1:56.941		64	36.284		37.078	107.2	42.372	196.7	237.4	1:55.734	
30	37.760		37.756	107.6	43.279	195.7	238.9	1:58.795		65	36.340		37.057	112.1	42.115	196.7	237.4	1:55.512	
31	37.472		37.351	111.7	Pit In	191.5	236.3	2:07.063		66	36.325		36.945	112.9	42.368	<u>198.9</u>	238.9	1:55.638	
32	Pit Out		40.200	110.4	44.958			5:38.180		67	<u>35.948</u>		37.141	112.9	42.241	197.8	237.9	<u>1:55.330</u>	
33	39.175		37.261	114.3	43.077	194.6	236.3	1:59.513		68	36.112		37.121	109.8	42.215	196.7	237.4	1:55.448	
34	37.013		37.138	120.9	43.083	192.5	234.3	1:57.234		69	36.077		37.282	111.0	Pit In	<u>198.9</u>	238.4	2:01.984	
35	36.387		36.860	121.5	42.887	193.5	234.8	1:56.134		70									

74 PEDRAZA - PHARAMOND - POMPI DOU										Ligier JS Cup									
lap	Sect-1	Speed	Sect-2	Speed	Sect-3	Speed	TopSpeed	laptime	pit	lap	Sect-1	Speed	Sect-2	Speed	Sect-3	Speed	Topspeed	laptime	pit
1	Pit Out		42.954	94.2	44.498			2:13.039		35	35.769		36.171	115.1	41.660	<u>204.5</u>	243.2	1:53.600	
2	39.261		37.622	110.4	43.735	194.6	234.8	2:00.618		36	36.960		37.084	102.0	Pit In	203.4	<u>244.9</u>	2:08.867	
3	36.352		36.832	109.9	41.919	197.8	238.4	1:55.103		37	Pit Out		37.470	112.0	42.910			6:05.052	
4	38.400		39.161	105.7	Pit In	200.0	191.2	2:15.313		38	36.433		36.879	110.9	42.783	197.8	238.4	1:56.095	
5	Pit Out		40.807	98.3	44.203			4:52.107		39	36.349		38.123	113.0	Pit In	197.8	238.4	2:13.777	
6	36.296		37.404	109.3	42.129	198.9	238.4	1:55.829		40	Pit Out		36.880	105.6	45.100			5:45.386	
7	36.197		36.778	106.8	41.615	198.9	237.9	1:54.590		41	37.621		37.707	100.1	43.291	191.5	235.3	1:58.619	
8	39.561		42.769	95.2	Pit In	200.0	238.4	2:18.628		42	39.253		39.124	99.8	48.532	198.9	240.5	2:06.909	
9	Pit Out		41.047	95.5	46.398			10:23.276		43	36.099		37.350	112.5	43.295	200.0	240.5	1:56.744	


FUN RACING CARS 2023 - PORTIMÃO

Autódromo Internacional do Algarve

LIGIER JS CUP

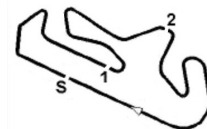
12 - 15 October 2023

Laps and Sector Times - Essais Libres Payants / PRIVA1

Autodromo Internacional Algarve - 4652mtr.

10	39.952	39.679	101.3	44.551	193.5	234.8	2:04.182	44	36.442	36.446	114.5	42.064	200.0	241.1	1:54.952
11	37.623	38.005	106.8	43.242	195.7	235.3	1:58.870	45	36.064	36.805	109.4	42.346	201.1	240.5	1:55.215
12	36.970	37.258	112.7	43.136	198.9	238.4	1:57.364	46	36.261	36.663	115.1	42.300	197.8	240.5	1:55.224
13	38.574	41.341	89.3	Pit In	201.1	240.5	2:24.384	47	37.111	37.455	114.9	Pit In	200.0	242.7	2:06.128
14	Pit Out	40.024	88.9	46.234			7:11.948	48	Pit Out	45.068	109.2	42.238			5:44.303
15	38.025	38.441	94.0	46.871	189.5	230.8	2:03.337	49	50.967	43.537	107.8	Pit In	201.1	108.3	2:31.834
16	38.302	39.510	109.3	44.527	190.5	233.3	2:02.339	50	Pit Out	36.734	112.9	42.877			6:38.703
17	37.288	37.802	112.9	43.502	195.7	236.8	1:58.592	51	36.291	36.752	110.4	41.849	203.4	<u>244.9</u>	1:54.892
18	37.077	37.587	113.7	Pit In	188.5	235.8	2:08.045	52	35.815	36.360	117.0	41.386	200.0	240.0	1:53.561
19	Pit Out	43.820	87.2	48.260			5:43.219	53	35.695	38.358	97.2	43.315	203.4	243.8	1:57.368
20	39.951	41.095	102.4	46.457	186.5	227.8	2:07.503	54	35.928	36.012	114.6	<u>41.356</u>	198.9	238.4	<u>1:53.296</u>
21	37.787	37.829	100.0	43.818	192.5	232.3	1:59.434	55	35.672	36.386	111.0	41.690	202.2	241.6	1:53.748
22	37.072	37.453	108.9	43.183	193.5	234.8	1:57.708	56	35.678	<u>35.970</u>	<u>123.1</u>	41.700	201.1	240.5	1:53.348
23	37.183	37.547	106.8	44.299	196.7	236.3	1:59.029	57	<u>35.558</u>	36.279	120.5	Pit In	201.1	241.1	2:07.540
24	36.633	38.086	107.2	44.202	196.7	236.3	1:58.921	58	Pit Out	37.040	110.4	42.555			5:42.210
25	36.787	37.496	111.7	42.423	197.8	237.9	1:56.706	59	36.550	36.855	116.8	42.916	198.9	238.9	1:56.321
26	37.053	37.800	100.4	Pit In	198.9	239.5	2:07.323	60	36.398	37.123	104.1	42.551	200.0	238.4	1:56.072
27	Pit Out	38.998	106.6	45.445			6:33.542	61	36.404	37.036	106.5	42.139	198.9	238.4	1:55.579
28	36.612	37.295	109.5	42.486	198.9	239.5	1:56.393	62	36.398	36.523	105.5	42.253	200.0	238.9	1:55.174
29	36.773	36.882	105.1	42.525	197.8	237.9	1:56.180	63	36.256	36.810	108.8	42.260	200.0	239.5	1:55.326
30	35.833	36.611	116.6	41.763	200.0	237.9	1:54.207	64	36.001	36.667	108.4	42.627	198.9	240.5	1:55.295
31	37.060	40.152	94.2	Pit In	200.0	242.2	2:10.205	65	36.562	36.975	102.6	42.989	200.0	240.0	1:56.526
32	Pit Out	37.126	111.0	41.693			3:53.652	66	36.405	37.031	103.3	44.201	196.7	238.4	1:57.637
33	35.767	36.502	113.9	42.206	203.4	242.2	1:54.475	67	36.396						
34	36.241	36.223	118.3	41.360	195.7	239.5	1:53.824	68		46.410	111.9	Pit In	198.9	239.5	2:17.410

77 BASTET-DA CRUZ-BASTET										Ligier JS Cup									
lap	Sect-1	Speed	Sect-2	Speed	Sect-3	Speed	TopSpeed	laptime	pit	lap	Sect-1	Speed	Sect-2	Speed	Sect-3	Speed	Topspeed	laptime	pit
1	Pit Out		42.218	105.3	46.855			2:16.455		31	37.385		38.306	94.1	42.975	197.8	238.9	1:58.666	
2	40.139		55.796	99.6	Pit In	176.5	214.3	2:30.281		32	37.060		38.079	106.8	42.591	198.9	238.4	1:57.730	
3	Pit Out		40.279	110.7	Pit In			3:15.613		33	36.924		38.110	98.8	42.523	198.9	238.9	1:57.557	
4	Pit Out		39.360	114.6	43.935			3:00.322		34	36.894		37.088	109.3	42.629	200.0	239.5	1:56.611	
5	37.556		37.715	115.4	43.901	194.6	235.3	1:59.172		35	36.671		37.689	99.9	42.195	198.9	240.0	1:56.555	
6	37.780		38.135	107.0	43.688	193.5	234.3	1:59.603		36	36.595		37.947	97.0	Pit In	198.9	238.9	2:10.340	
7	37.633		37.606	102.8	42.852	196.7	235.3	1:58.091		37	Pit Out		41.326	99.4	Pit In			6:34.930	
8	38.634		37.657	107.4	43.179	196.7	237.4	1:59.470		38	Pit Out		37.293	105.9	43.414			3:00.142	
9	37.163		37.378	103.9	42.606	197.8	235.8	1:57.147		39	37.190		37.093	108.5	42.170	198.9	241.1	1:56.453	
10	36.881		37.392	106.6	42.735	196.7	234.8	1:57.008		40	36.580		37.119	104.8	42.087	<u>201.1</u>	241.1	1:55.786	
11	37.395		38.119	102.6	42.635	195.7	235.8	1:58.149		41	<u>36.215</u>		37.187	106.6	42.041	200.0	239.5	1:55.443	
12	36.989		38.297	96.8	Pit In	197.8	236.3	2:10.132		42	36.638		37.377	108.4	Pit In	<u>201.1</u>	241.1	2:13.986	
13	Pit Out		40.969	100.3	45.311			4:21.247		43	Pit Out		37.440	102.5	42.627			8:02.318	
14	37.917		36.977	122.7	Pit In	188.5	231.3	7:25.553		44	36.887		37.512	120.8	42.555	195.7	239.5	1:56.954	
15	Pit Out		39.417	97.6	45.313			3:59.332		45	36.334		37.204	110.2	42.925	200.0	<u>243.2</u>	1:56.463	
16	39.934		38.766	105.6	43.210	192.5	232.8	2:01.910		46	37.656		37.117	119.3	42.858	<u>201.1</u>	<u>243.2</u>	1:57.631	
17	37.398				196.7	237.9	1:59.927			47	36.428		37.206	110.7	41.970	200.0	240.5	1:55.604	
18	38.107		37.900	103.3	42.945	195.7	235.8	1:58.952		48	36.525		36.915	109.5	42.552	<u>201.1</u>	241.1	1:55.992	
19	37.348		37.476	114.5	42.860	196.7	236.8	1:57.684		49	37.118		37.246	102.8	Pit In	200.0	241.1	2:04.523	
20	37.022		37.220	111.9	43.085	196.7	236.8	1:57.327		50	Pit Out		39.152	109.6	44.372			19:20.796	
21	36.940		37.108	112.4	42.455	197.8	236.3	1:56.503		51	37.491		37.839	116.8	42.767	200.0	241.6	1:58.097	
22	36.825		36.984	112.7	42.268	197.8	236.8	1:56.077		52	36.883		37.133	115.9	42.248	197.8	240.5	1:56.264	



FUN RACING CARS 2023 - PORTIMÃO

Autódromo Internacional do Algarve

LIGIER JS CUP

12 - 15 October 2023

Laps and Sector Times - Essais Libres Payants / PRIVA1

Autodromo Internacional Algarve - 4652mtr.

23	38.365	39.368	115.5	Pit In	198.9	238.4	2:09.507	53	36.977	36.961	111.5	42.298	<u>201.1</u>	241.1	1:56.236
24	Pit Out	42.412	93.6	45.225			5:14.460	54	36.933	37.028	114.8	42.367	200.0	240.5	1:56.328
25	38.375	39.138	105.9	43.684	192.5	234.3	2:01.197	55	36.447	36.928	<u>123.9</u>	42.588	200.0	240.5	1:55.963
26	37.795	37.771	106.3	42.603	193.5	237.9	1:58.169	56	36.490	<u>36.596</u>	119.6	<u>41.933</u>	<u>201.1</u>	240.0	<u>1:55.019</u>
27	36.969	37.756	105.2	42.564	196.7	237.4	1:57.289	57	36.608	37.097	118.2	42.149	<u>201.1</u>	242.2	1:55.854
28	41.451	38.567	101.0	42.900	196.7	236.8	2:02.918	58	36.384	37.129	116.9	Pit In	<u>201.1</u>	241.6	2:12.135
29	37.470	1:14.444	101.2	43.746	197.8	237.9	2:35.660	59	Pit Out	1:06.425	94.4	Pit In			9:26.119
30	37.184	38.143	101.3	42.904	196.7	237.4	1:58.231	60							

90 BOULAIN-STURM										Ligier JS Cup									
lap	Sect-1	Speed	Sect-2	Speed	Sect-3	Speed	TopSpeed	laptime	pit	lap	Sect-1	Speed	Sect-2	Speed	Sect-3	Speed	Topspeed	laptime	pit
1	Pit Out		42.991	102.7	43.878			2:08.967		34	37.167		37.874	114.5	58.308	196.7	240.0	2:13.349	
2	40.163		37.880	114.6	42.535	190.5	228.8	2:00.578		35	37.417		39.577	98.0	Pit In	189.5	232.8	2:10.726	
3	36.855		37.205	105.8	42.654	197.8	236.8	1:56.714		36	Pit Out		40.226	101.2	45.826			10:18.434	
4	36.535		36.653	110.7	43.333	195.7	236.3	1:56.521		37	37.756		39.035	109.5	44.268	191.5	233.3	2:01.059	
5	36.336		36.741	109.2	<u>41.839</u>	193.5	235.3	<u>1:54.916</u>		38	37.265		38.436	112.9	44.233	194.6	238.4	1:59.934	
6	<u>35.780</u>		<u>36.520</u>	113.9	Pit In	<u>198.9</u>	239.5	2:03.489		39	37.667		39.915	110.8	46.334	193.5	235.8	2:03.916	
7	Pit Out		45.182	96.7	46.114			6:34.596		40	37.464		39.180	98.3	45.106	194.6	237.4	2:01.750	
8	1:07.406		41.094	93.0	45.123	190.5	233.3	2:33.623		41	37.294		38.187	107.1	43.940	193.5	236.3	1:59.421	
9	38.818		40.040	97.5	44.567	190.5	232.3	2:03.425		42	37.137		38.101	111.2	Pit In	192.5	234.8	2:11.230	
10	38.209		39.803	106.3	45.644	190.5	232.8	2:03.656		43	Pit Out		44.801	101.1	46.361			16:32.654	
11	37.821		38.777	103.7	43.688	195.7	236.8	2:00.286		44	41.194		38.887	112.0	43.502	185.6	218.6	2:03.583	
12	37.711		39.223	94.4	45.871	193.5	235.3	2:02.805		45	37.316		38.521	110.7	43.058	195.7	237.4	1:58.895	
13	37.639		37.784	111.7	44.257	195.7	236.8	1:59.680		46	36.464		37.585	109.3	43.213	196.7	238.4	1:57.262	
14	37.130		38.526	109.4	43.430	194.6	238.4	1:59.086		47	36.987		38.313	107.9	43.153	195.7	237.9	1:58.453	
15	38.276		39.036	104.9	43.660	194.6	237.9	2:00.972		48	36.628		37.465	115.1	43.122	193.5	235.8	1:57.215	
16	37.789		38.650	110.8	43.613	193.5	237.4	2:00.052		49	38.043		39.552	108.2	Pit In	195.7	235.8	2:14.233	
17	43.930		47.384	84.5	Pit In	193.5	230.3	2:33.076		50	Pit Out		37.770	109.1	42.584			6:45.055	
18	Pit Out		51.271	85.1	55.423			7:32.579		51	36.280		37.447	111.6	42.977	196.7	236.3	1:56.704	
19	40.430		43.382	108.5	48.601	183.7	227.8	2:12.413		52	36.298		37.240	118.6	42.848	196.7	236.8	1:56.386	
20	38.262		40.904	98.5	47.455	190.5	234.3	2:06.621		53	37.306		37.301	113.0	42.761	<u>198.9</u>	<u>240.5</u>	1:57.368	
21	37.960		39.590	98.2	45.530	189.5	233.8	2:03.080		54	36.715		37.559	110.9	42.851	195.7	236.8	1:57.125	
22	38.355		40.983	96.4	45.163	192.5	234.3	2:04.501		55	37.748		37.891	109.4	Pit In	196.7	237.4	2:06.679	
23	38.945		40.508	93.6	47.751	192.5	235.3	2:07.204		56	Pit Out		39.593	116.3	46.982			5:57.791	
24	38.269		39.514	101.4	44.479	191.5	235.8	2:02.262		57	37.318		37.910	115.1	43.440	193.5	236.8	1:58.668	
25	38.636		39.480	102.2	45.157	194.6	237.9	2:03.273		58	37.014		37.751	112.9	42.848	194.6	235.8	1:57.613	
26	37.659		39.038	107.8	45.883	194.6	236.8	2:02.580		59	36.650		37.998	113.2	43.420	195.7	236.8	1:58.068	
27	38.089		39.183	104.5	44.202	193.5	235.8	2:01.474		60	37.383		37.950	117.9	42.878	196.7	237.9	1:58.211	
28	37.974		40.150	95.3	Pit In	193.5	235.3	2:24.476		61	36.562		37.552	110.8	42.368	195.7	236.3	1:56.482	
29	Pit Out		39.896	107.4	44.665			5:53.325		62	42.504		42.205	105.1	Pit In	196.7	211.8	2:23.369	
30	37.938		38.629	109.0	45.130	190.5	234.3	2:01.697		63	Pit Out		40.871	114.0	42.903			4:11.250	
31	37.710		38.601	107.1	43.841	191.5	233.8	2:00.152		64	36.489		38.178	117.0	43.393	196.7	239.5	1:58.060	
32	37.258		38.030	111.0	43.453	192.5	234.3	1:58.741		65	36.469		37.161	<u>121.2</u>	42.768	193.5	235.3	1:56.398	
33	36.778		37.921	109.8	44.067	193.5	236.3	1:58.766		66									

93 MARQUES-RODRIGUES										Ligier JS Cup									
lap	Sect-1	Speed	Sect-2	Speed	Sect-3	Speed	TopSpeed	laptime	pit	lap	Sect-1	Speed	Sect-2	Speed	Sect-3	Speed	Topspeed	laptime	pit
1	Pit Out		41.642	100.4	Pit In			2:21.787		22	36.602		37.080	107.5	42.626	194.6	237.4	1:56.308	
2	Pit Out		38.467	108.0	42.763			2:30.482		23	36.623		37.121	109.1	42.751	195.7	237.9	1:56.495	
3	36.645		38.681	<u>117.5</u>	42.615	196.7	237.9	1:57.941		24	36.814		37.045	108.9	42.732	196.7	238.4	1:56.591	


FUN RACING CARS 2023 - PORTIMÃO

Autódromo Internacional do Algarve

LIGIER JS CUP

12 - 15 October 2023

Laps and Sector Times - Essais Libres Payants / PRIVA1

Autodromo Internacional Algarve - 4652mtr.

4	36.443	36.796	115.6	42.499	197.8	238.9	1:55.738	25	36.658	37.129	112.4	42.605	197.8	238.4	1:56.392
5	36.245	36.777	113.4	42.480	197.8	238.4	1:55.502	26	36.796	37.628	104.2	Pit In	196.7	238.4	2:05.581
6	36.174	36.838	115.4	<u>41.671</u>	197.8	238.9	1:54.683	27	Pit Out	37.587	110.8	42.522			11:40.803
7	35.846	36.905	110.7	41.759	200.0	240.5	1:54.510	28	36.881	37.364	112.9	42.211	198.9	240.0	1:56.456
8	<u>35.786</u>	<u>36.464</u>	115.9	41.845	200.0	241.1	<u>1:54.095</u>	29	36.281	36.664	109.8	42.881	200.0	240.5	1:55.826
9	36.006	36.499	109.9	41.834	<u>201.1</u>	241.1	1:54.339	30	36.465	36.683	116.8	42.158	194.6	238.4	1:55.306
10	35.796	36.709	115.1	Pit In	198.9	239.5	<u>2:00.736</u>	31	35.956	37.128	113.1	42.415	200.0	<u>241.6</u>	1:55.499
11	Pit Out	38.702	104.5	43.912			<u>7:06.398</u>	32	36.143	36.665	114.2	42.071	200.0	240.5	1:54.879
12	37.402				190.5	234.8	1:59.891	33	36.050	36.471	111.5	Pit In	197.8	238.9	<u>2:02.709</u>
13	37.224	37.849	97.1	43.390	191.5	234.8	1:58.463	34	Pit Out	37.711	103.2	44.023			<u>7:29.541</u>
14	37.406	37.657	108.9	43.229	194.6	237.4	1:58.292	35	37.256	37.379	109.9	43.110	193.5	236.3	1:57.745
15	37.477	37.407	100.8	42.968	193.5	235.3	1:57.852	36	36.897	37.429	110.0	42.978	196.7	237.9	1:57.304
16	36.994	45.044	84.4	Pit In	195.7	237.4	<u>2:42.403</u>	37	36.683	36.879	112.5	43.390	195.7	238.4	1:56.952
17	Pit Out	37.823	103.3	43.237			<u>6:03.468</u>	38	36.722	37.038	108.2	43.250	194.6	238.4	1:57.010
18	37.670	38.066	104.3	46.350	193.5	235.3	2:02.086	39	36.842	36.832	103.9	43.250	195.7	238.9	1:56.924
19	37.211	37.352	106.9	42.982	193.5	235.8	1:57.545	40	36.722	<u>36.940</u>	103.7	43.114	196.7	240.5	1:56.776
20	37.012	37.202	104.9	42.500	192.5	236.3	1:56.714	41	38.201	<u>37.259</u>	<u>96.1</u>	43.150	195.7	239.5	1:58.610
21	36.695	36.877	112.0	44.522	195.7	237.4	1:58.094	42							

139 DAYRAUT-DELDOSI										Ligier JS Cup									
lap	Sect-1	Speed	Sect-2	Speed	Sect-3	Speed	TopSpeed	laptime	pit	lap	Sect-1	Speed	Sect-2	Speed	Sect-3	Speed	Topspeed	laptime	pit
1	Pit Out		47.539	81.4	51.815			<u>2:25.685</u>		32	36.407	36.616	118.3	42.216	198.9	237.9	1:55.239		
2	44.988		41.745	108.2	47.474	154.5	178.5	2:14.207		33	36.529	36.450	111.8	41.918	191.5	234.8	1:54.897		
3	42.312		40.262	113.7	45.526	140.1	162.4	2:08.100		34	36.161	36.750	112.6	42.267	197.8	238.9	1:55.178		
4	38.720		40.060	103.3	43.819	192.5	231.8	2:02.599		35	37.626	37.751	106.1	42.434	198.9	237.9	1:57.811		
5	38.136		38.796	114.3	43.302	195.7	230.3	2:00.234		36	36.266	36.473	118.6	41.787	198.9	237.4	1:54.526		
6	37.579		37.760	114.3	Pit In	190.5	231.3	<u>2:09.815</u>		37	36.175	37.258	111.3	Pit In	<u>203.4</u>	237.9	<u>2:15.571</u>		
7	Pit Out		36.770	<u>122.3</u>	42.474			<u>7:42.138</u>		38	Pit Out		37.332	111.7	42.827		<u>7:49.253</u>		
8	36.712		37.710	107.0	42.482	193.5	234.8	1:56.904		39	36.246	36.494	110.0	42.168	198.9	240.0	1:54.908		
9	36.772		37.203	111.6	42.261	195.7	232.3	1:56.236		40	36.170	36.226	120.1	42.794	196.7	240.0	1:55.190		
10	36.985		38.777	110.5	42.369	193.5	234.3	1:58.131		41	36.237	36.456	120.5	42.087	198.9	242.2	1:54.780		
11	37.115		37.662	113.9	42.757	194.6	234.8	1:57.534		42	35.981	36.402	115.9	41.919	201.1	240.0	1:54.302		
12	37.674		36.987	107.7	Pit In	198.9	237.4	<u>2:04.082</u>		43	36.278	36.618	104.5	42.599	197.8	242.7	1:55.495		
13	Pit Out		39.407	97.6	44.933			<u>23:36.920</u>		44	35.974	36.600	111.7	42.057	201.1	241.6	1:54.631		
14	37.416		37.698	97.6	42.043	192.5	233.8	1:57.157		45	36.236	36.897	113.9	Pit In	200.0	241.1	<u>2:03.561</u>		
15	36.725		38.108	106.6	41.833	196.7	234.8	1:56.666		46	Pit Out		38.578	89.6	Pit In		<u>7:13.385</u>		
16	37.440		38.189	101.3	41.652	197.8	241.1	1:57.281		47	Pit Out		43.509	109.2	42.458		<u>5:40.163</u>		
17	36.163		37.188	103.3	41.493	197.8	237.4	1:54.844		48	36.208	36.545	108.7	42.167	197.8	238.9	1:54.920		
18	36.078		36.885	105.2	41.714	198.9	238.4	1:54.677		49	36.133	36.491	115.6	42.060	198.9	238.9	1:54.684		
19	36.127		36.738	98.5	41.608	198.9	238.4	1:54.473		50	36.032	36.414	111.2	Pit In	200.0	239.5	<u>2:01.901</u>		
20	36.115		36.558	99.4	41.559	196.7	235.8	1:54.232		51	Pit Out		36.733	119.5	42.858		<u>5:07.756</u>		
21	36.058		36.336	106.5	Pit In	197.8	236.3	<u>2:00.313</u>		52	36.215	36.542	114.0	42.310	197.8	240.0	1:55.067		
22	Pit Out		37.945	98.1	43.838			<u>5:15.870</u>		53	36.333	36.479	114.3	Pit In	196.7	237.9	<u>2:02.843</u>		
23	35.986		36.538	100.6	41.467	198.9	238.4	1:53.991		54	Pit Out		37.823	103.5	43.100		<u>4:46.615</u>		
24	37.530		36.687	102.8	42.194	198.9	242.7	1:56.411		55	36.549	36.835	97.8	42.445	196.7	235.8	1:55.829		
25	36.092		36.413	103.2	41.531	192.5	235.8	1:54.036		56	36.666	36.988	95.2	42.104	196.7	235.8	1:55.758		
26	35.781		36.345	99.8	41.983	200.0	240.5	1:54.109		57	36.264	38.197	99.8	Pit In	196.7	237.9	<u>2:03.234</u>		
27	35.829		36.642	101.4	41.535	198.9	<u>243.2</u>	1:54.006		58	Pit Out		42.298	86.7	42.627		<u>4:24.001</u>		
28	36.741		36.719	99.3	41.508	202.2	<u>243.2</u>	1:54.968		59	38.503	38.134	93.7	41.496	200.0	238.4	1:58.133		
29	36.074		36.527	98.6	Pit In	197.8	238.9	<u>2:01.027</u>		60	36.630	36.550	98.6	41.005	197.8	237.9	1:54.185		



FUN RACING CARS 2023 - PORTIMÃO

Autódromo Internacional do Algarve

LIGIER JS CUP

12 - 15 October 2023

Laps and Sector Times - Essais Libres Payants / PRIVA1

Autodromo Internacional Algarve - 4652mtr.

30	Pit Out	43.536	103.4	47.630		6:49.350	61	<u>35.306</u>	<u>35.983</u>	106.7	<u>40.870</u>	202.2	240.0	<u>1:52.159</u>
31	37.210	36.819	119.5	42.014	194.6	235.3	1:56.043	62						

408 MARGOT-DOURS-DEPAEPE										Ligier JS Cup									
lap	Sect-1	Speed	Sect-2	Speed	Sect-3	Speed	TopSpeed	laptime	pit	lap	Sect-1	Speed	Sect-2	Speed	Sect-3	Speed	Topspeed	laptime	pit
1	Pit Out		42.412	98.9	44.767			2:08.024		32	37.878		39.384	99.4	42.685	195.7	236.8	1:59.947	
2	37.909		37.804	100.5	43.772	191.5	219.1	1:59.485		33	36.810		37.557	108.2	42.731	196.7	237.4	1:57.098	
3	37.379		37.106	111.7	42.450	<u>201.1</u>	226.9	1:56.935		34	36.639		37.524	107.2	44.583	196.7	236.8	1:58.746	
4	36.944		36.796	111.2	42.172	196.7	241.1	1:55.912		35	36.713		37.700	112.7	42.893	193.5	235.3	1:57.306	
5	37.496		36.548	113.6	42.337	200.0	<u>243.2</u>	1:56.381		36	36.580		38.512	110.9	42.894	195.7	237.4	1:57.986	
6	36.247		36.771	105.1	41.981	<u>201.1</u>	<u>243.2</u>	1:54.999		37	36.623		37.588	113.1	42.564	196.7	240.0	1:56.775	
7	36.180		37.212	103.4	41.788	200.0	241.6	1:55.180		38	36.441		37.084	111.7	42.276	196.7	237.9	1:55.801	
8	36.566		36.474	109.9	42.405	197.8	237.4	1:55.445		39	38.430		49.443	85.9	Pit In	198.9	240.0	2:33.092	
9	37.216		36.791	109.6	41.907	198.9	240.0	1:55.914		40	Pit Out		38.654	104.5	Pit In			5:43.100	
10	37.453		36.736	109.5	Pit In	196.7	236.3	2:06.297		41	Pit Out		37.782	118.6	42.690			5:50.739	
11	Pit Out		38.267	114.3	43.426			8:03.140		42	36.593		37.314	<u>123.3</u>	43.034	195.7	235.3	1:56.941	
12	37.162		37.235	114.5	43.143	193.5	235.8	1:57.540		43	36.521		37.557	120.3	42.855	195.7	235.8	1:56.933	
13	36.808		37.106	111.0	42.530	193.5	235.3	1:56.444		44	37.180		37.287	115.8	42.491	196.7	234.8	1:56.958	
14	38.013		37.345	110.1	Pit In	196.7	237.9	2:14.658		45	36.987		37.382	117.6	42.927	196.7	237.4	1:57.296	
15	Pit Out		37.393	110.9	43.512			11:22.688		46	37.206		37.934	107.4	42.949	194.6	235.8	1:58.089	
16	36.830		37.052	101.4	43.750	193.5	234.8	1:57.632		47	37.159		37.806	103.2	Pit In	194.6	235.8	2:05.226	
17	37.015		37.110	109.0	42.282	193.5	234.8	1:56.407		48	Pit Out		43.219	95.3	53.993			18:08.929	
18	36.532		37.030	115.0	Pit In	195.7	236.3	2:04.076		49	40.904		38.845	108.7	42.338	180.9	226.4	2:02.087	
19	Pit Out		38.195	105.8	45.206			10:36.273		50	35.930		36.175	113.7	41.595	196.7	237.9	1:53.700	
20	37.185		39.483	101.2	43.563	194.6	236.3	2:00.231		51	40.397		38.581	114.3	49.268	195.7	238.4	2:08.246	
21	35.981		38.393	123.0	45.914	196.7	234.8	2:00.288		52	35.589		<u>36.150</u>	120.4	<u>41.369</u>	198.9	238.9	<u>1:53.108</u>	
22	36.381		36.805	106.4	42.263	187.5	229.8	1:55.449		53	<u>35.561</u>		42.874	98.6	45.754	200.0	241.6	2:04.189	
23	36.285		36.341	111.0	41.724	194.6	234.3	1:54.350		54	35.600		37.767	111.6	41.708	198.9	237.4	1:55.075	
24	35.614		36.520	115.4	41.511	197.8	236.8	1:53.645		55	35.930		36.405	109.3	41.893	196.7	238.9	1:54.228	
25	36.305		37.598	108.8	42.127	196.7	236.3	1:56.030		56	38.360		38.499	108.8	Pit In	198.9	240.0	2:06.508	
26	36.104		37.011	111.3	Pit In	193.5	234.3	2:01.826		57	Pit Out		38.004	106.5	43.477			4:08.093	
27	Pit Out		42.599	92.8	47.318			7:06.128		58	36.377		37.146	112.1	42.233	196.7	237.4	1:55.756	
28	38.406		39.528	102.2	43.936	190.5	233.8	2:01.870		59	36.326		37.385	109.3	44.107	197.8	238.4	1:57.818	
29	37.755		38.491	104.4	43.555	194.6	235.3	1:59.801		60	36.786		41.597	112.7	44.751	195.7	238.4	2:03.134	
30	37.352		39.532	94.9	44.618	193.5	235.8	2:01.502		61	36.333		36.868	113.3	42.493	196.7	237.4	1:55.694	
31	37.007		38.497	108.8	42.707	193.5	233.8	1:58.211		62									