
FIM JUNIORGP WORLD CHAMPIONSHIP - PORTIMAO

Autódromo Internacional do Algarve

Stock ECH

29 June - 2 July 2023

Laps and Sector Times - FP2

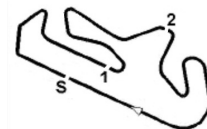
Autodromo Internacional Algarve - 4592mtr.

3 PASQUALE ALFANO										YAMAHA									
lap	Sect-1	Speed	Sect-2	Speed	Sect-3	Speed	TopSpeed	laptime	pit	lap	Sect-1	Speed	Sect-2	Speed	Sect-3	Speed	Topspeed	laptime	pit
1	Pit Out	86.1	32.351	109.1	43.212			2:00.799		10	36.474	94.8	31.401	112.1	42.548		243.8	1:50.423	
2	38.302	93.8	31.551	107.9	42.462		257.8	1:52.315		11	36.525	92.5	31.875	106.8	<u>42.241</u>		244.9	1:50.641	
3	37.090	90.5	37.345	90.3	51.761		255.9	2:06.196		12	36.913	87.2	35.774	106.2	50.923		252.3	2:03.610	
4	36.127	<u>102.4</u>	31.711	109.0	42.843		<u>259.6</u>	1:50.681		13	36.458	94.9	33.798	94.7	47.607		255.3	1:57.863	
5	36.133	99.4	31.329	108.7	45.222		253.5	1:52.684		14	36.497	94.8	31.235	113.2	42.941		245.5	1:50.673	
6	36.504	96.2	32.913	95.2	45.914		254.1	1:55.331		15	36.274	96.9	31.303	110.7	42.536		251.2	1:50.113	
7	36.241	97.4	31.488	110.1	42.381		251.2	1:50.110		16	36.334	94.1	31.316	113.0	48.472		247.7	1:56.122	
8	39.622	95.4	31.719	111.0	Pit In		242.7	<u>2:16.422</u>		17	36.391	101.0	32.974	107.9	42.794		247.1	1:52.159	
9	Pit Out	92.7	31.494	109.8	42.793			<u>7:43.924</u>		18	<u>36.102</u>	94.6	<u>30.917</u>	<u>116.1</u>	42.563		249.4	<u>1:49.582</u>	

4 ERIC FERNÁNDEZ										YAMAHA									
lap	Sect-1	Speed	Sect-2	Speed	Sect-3	Speed	TopSpeed	laptime	pit	lap	Sect-1	Speed	Sect-2	Speed	Sect-3	Speed	Topspeed	laptime	pit
1	Pit Out	93.9	32.165	113.2	47.421			2:05.307		9	36.112	93.0	31.436	107.2	42.139		<u>263.4</u>	1:49.687	
2	36.168	97.9	30.735	114.4	41.806		251.2	1:48.709		10	35.518	97.8	30.533	115.8	41.702		252.9	1:47.753	
3	35.477	100.7	30.922	116.8	41.565		255.9	1:47.964		11	35.441	98.0	30.506	115.8	41.523		252.9	1:47.470	
4	35.616	99.5	30.773	118.2	43.108		255.9	1:49.497		12	35.242	98.0	30.384	115.0	41.429		252.3	1:47.055	
5	36.103	96.6	31.154	116.5	41.854		258.4	1:49.111		13	<u>34.923</u>	<u>101.4</u>	30.481	116.8	41.603		251.7	1:47.007	
6	45.060	94.4	31.984	114.8	Pit In		253.5	<u>2:23.105</u>		14	35.144	98.7	<u>30.148</u>	<u>121.9</u>	41.338		250.6	1:46.630	
7	Pit Out	90.5	32.576	110.8	43.001			12:21.903		15	35.074	100.9	30.357	113.7	<u>41.072</u>		252.3	<u>1:46.503</u>	
8	35.741	95.3	30.936	113.2	41.615		252.9	1:48.292		16	37.790	95.0	36.164	112.3	43.067		259.0	1:57.021	

6 JACOPO HOSCIUC										YAMAHA									
lap	Sect-1	Speed	Sect-2	Speed	Sect-3	Speed	TopSpeed	laptime	pit	lap	Sect-1	Speed	Sect-2	Speed	Sect-3	Speed	Topspeed	laptime	pit
1	Pit Out	87.4	33.187	106.0	43.329			1:59.996		9	Pit Out	92.9	31.959	106.6	44.322			7:46.492	
2	36.641	92.9	31.656	108.0	42.699		245.5	1:50.996		10	36.365	95.1	31.239	112.0	<u>42.214</u>		249.4	<u>1:49.818</u>	
3	38.704	84.4	40.101	104.4	43.925		247.1	2:02.730		11	<u>36.172</u>	93.8	31.364	104.1	42.301		251.7	1:49.837	
4	38.504	84.6	32.891	104.4	43.744		246.6	1:55.139		12	36.820	95.8	38.909	105.2	44.689		247.1	2:00.418	
5	36.728	93.8	31.594	<u>112.5</u>	42.499		252.3	1:50.821		13	38.161	90.5	34.983	103.7	Pit In		243.8	<u>2:18.361</u>	
6	38.677	87.4	37.122	109.6	43.538		<u>253.5</u>	1:59.337		14	Pit Out	96.5	33.921	112.4	43.136			<u>7:12.013</u>	
7	36.321	96.5	31.606	108.9	42.756		252.3	1:50.683		15	36.585	92.1	<u>31.151</u>	112.3	42.240		249.4	1:49.976	
8	37.325	<u>96.9</u>	32.982	108.4	Pit In		250.6	<u>2:14.843</u>		16									

8 MARCO GARCÍA										YAMAHA									
lap	Sect-1	Speed	Sect-2	Speed	Sect-3	Speed	TopSpeed	laptime	pit	lap	Sect-1	Speed	Sect-2	Speed	Sect-3	Speed	Topspeed	laptime	pit
1	Pit Out	95.2	32.962	110.9	43.187			1:59.147		10	36.213	97.9	31.280	114.3	42.151		253.5	1:49.644	
2	36.516	99.9	31.839	117.1	42.934		253.5	1:51.289		11	35.947	101.0	31.315	112.6	42.199		253.5	1:49.461	
3	36.114	98.6	31.216	<u>119.7</u>	42.578		255.9	1:49.908		12	35.808	100.7	31.800	111.6	42.047		254.1	1:49.655	
4	36.092	100.9	31.431	107.2	43.370		259.0	1:50.893		13	35.832	100.5	31.155	115.4	41.997		254.1	1:48.984	
5	35.628	101.5	31.595	111.9	41.959		<u>262.1</u>	1:49.182		14	35.570	102.7	31.367	110.2	<u>41.839</u>		252.3	1:48.776	
6	38.311	92.7	39.766	107.0	43.301		260.9	2:01.378		15	<u>35.486</u>	105.8	31.481	111.3	42.118		252.9	1:49.085	
7	35.753	<u>107.4</u>	32.148	113.4	Pit In		257.1	<u>2:12.021</u>		16	35.600	99.2	31.179	117.8	42.230		255.3	1:49.009	
8	Pit Out	87.5	32.817	109.4	42.835			11:15.352		17	35.690	98.3	<u>30.925</u>	116.8	41.884		255.3	<u>1:48.499</u>	
9	36.082	98.5	31.491	111.5	42.079		252.9	1:49.652		18									


FIM JUNIORGP WORLD CHAMPIONSHIP - PORTIMAO

Autódromo Internacional do Algarve

Stock ECh

29 June - 2 July 2023

Laps and Sector Times - FP2

Autodromo Internacional Algarve - 4592mtr.

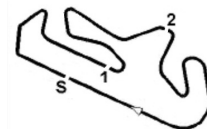
10 GUILLELMO MARCEL MORENO										YAMAHA									
lap	Sect-1	Speed	Sect-2	Speed	Sect-3	Speed	TopSpeed	laptime	pit	lap	Sect-1	Speed	Sect-2	Speed	Sect-3	Speed	Topspeed	laptime	pit
1	Pit Out	88.2	32.673	106.9	43.517			2:02.830		9	36.494	93.9	31.470	104.7	<u>42.422</u>		246.6	1:50.386	
2		37.068	90.1	32.285	106.1	43.022	247.7	1:52.375		10	36.692	95.1	31.436	108.0	42.582		244.3	1:50.710	
3		36.632	94.1	32.317	106.1	42.666	248.8	1:51.615		11	39.514	94.7	31.622	105.7	42.474		246.0	1:53.610	
4		37.445	90.4	32.524	109.1	43.329	<u>256.5</u>	1:53.298		12	36.652	92.8	31.599	107.2	42.623		249.4	1:50.874	
5		36.374	96.0	31.566	<u>109.4</u>	42.631	250.6	1:50.571		13	<u>36.169</u>	97.2	<u>31.424</u>	108.3	42.617		250.6	<u>1:50.210</u>	
6		37.607	<u>97.7</u>	32.964	102.0	Pit In	252.9	2:18.516		14	37.423	89.0	32.011	106.2	44.291		243.8	1:53.725	
7	Pit Out	93.9	32.220	106.0	42.960			12:22.116		15	36.773	94.2	31.773	106.1	42.690		246.6	1:51.236	
8		36.606	95.2	31.864	105.9	42.761	246.6	1:51.231		16	36.579	91.9	31.696	106.7	42.721		247.7	1:50.996	

13 DI NO LOZZO										YAMAHA									
lap	Sect-1	Speed	Sect-2	Speed	Sect-3	Speed	TopSpeed	laptime	pit	lap	Sect-1	Speed	Sect-2	Speed	Sect-3	Speed	Topspeed	laptime	pit
1	Pit Out	93.2	31.947	112.0	51.597			2:07.289		9	Pit Out	95.9	30.968	111.9	42.247			11:35.911	
2		36.263	97.6	31.040	115.0	43.638	250.0	1:50.941		10	35.770	97.5	31.355	114.5	59.513		250.6	2:06.638	
3		35.766	97.6	30.716	114.4	41.643	<u>261.5</u>	1:48.125		11	35.680	99.8	30.626	114.0	<u>41.234</u>		253.5	<u>1:47.540</u>	
4		36.193	94.9	30.886	114.2	41.856	260.9	1:48.935		12	35.709	96.5	30.407	<u>119.7</u>	41.879		258.4	1:47.995	
5		35.903	93.6	31.044	110.8	42.410	260.9	1:49.357		13	<u>35.501</u>	105.3	33.956	114.2	47.107		248.8	1:56.564	
6		40.632	97.7	37.210	113.2	42.233	259.6	2:00.075		14	35.806	97.1	<u>30.385</u>	119.1	42.163		252.9	1:48.354	
7		35.732	<u>107.1</u>	35.087	106.5	42.942	249.4	1:53.761		15	36.832	96.3	33.172	116.4	46.014		249.4	1:56.018	
8		35.587	104.8	31.738	116.3	Pit In	250.0	2:12.856		16	36.623	95.0	35.559	116.3	44.416		254.1	1:56.598	

17 DANIEL MUÑOZ										YAMAHA									
lap	Sect-1	Speed	Sect-2	Speed	Sect-3	Speed	TopSpeed	laptime	pit	lap	Sect-1	Speed	Sect-2	Speed	Sect-3	Speed	Topspeed	laptime	pit
1	Pit Out	93.0	31.866	114.6	41.817			1:56.458		9	36.165	101.8	30.673	114.8	Pit In		252.3	2:07.625	
2		35.582	101.2	30.830	<u>120.0</u>	41.560	250.0	1:47.972		10	Pit Out	102.0	31.036	115.1	41.441			8:22.962	
3		35.403	100.3	30.436	118.9	41.200	250.6	1:47.039		11	35.088	103.4	30.484	116.3	41.144		251.7	1:46.716	
4		35.129	101.8	30.347	117.9	41.126	252.9	1:46.602		12	35.343	101.9	30.203	114.2	41.240		250.6	1:46.786	
5		35.315	100.1	30.507	116.4	Pit In	251.7	2:05.849		13	35.041	<u>104.9</u>	30.354	119.2	41.133		251.2	1:46.528	
6	Pit Out	98.0	31.222	115.8	41.337			8:40.974		14	35.175	102.3	30.272	117.4	<u>40.987</u>		250.6	<u>1:46.434</u>	
7		35.178	101.6	30.286	119.7	41.051	249.4	1:46.515		15	<u>35.010</u>	101.6	<u>30.118</u>	<u>120.0</u>	41.738		251.2	1:46.866	
8		35.065	102.7	30.278	117.0	41.181	251.7	1:46.524		16									

21 DANIEL BROOKS										YAMAHA									
lap	Sect-1	Speed	Sect-2	Speed	Sect-3	Speed	TopSpeed	laptime	pit	lap	Sect-1	Speed	Sect-2	Speed	Sect-3	Speed	Topspeed	laptime	pit
1	Pit Out	89.9	32.428	102.7	43.163			2:00.200		7	Pit Out	86.5	32.574	100.0	43.505			12:23.750	
2		36.728	91.6	32.014	102.7	42.918	249.4	1:51.660		8	36.455	93.5	31.614	100.5	42.576		250.6	1:50.645	
3		36.969	88.3	31.551	<u>107.4</u>	42.632	247.7	1:51.152		9	<u>36.348</u>	94.7	<u>31.368</u>	104.3	<u>42.369</u>		250.6	<u>1:50.085</u>	
4		36.614	94.1	32.093	105.6	42.570	251.2	1:51.277		10	36.497	93.9	31.400	106.1	42.603		250.6	1:50.500	
5		36.549	92.8	31.591	102.5	42.446	<u>253.5</u>	1:50.586		11	36.937	94.2	31.631	101.5	42.997		251.2	1:51.565	
6		36.593	<u>95.6</u>	31.956	103.9	Pit In	252.9	2:09.826		12	36.523	93.7	31.501	103.3	Pit In		249.4	2:09.144	

23 ALEX MILLÁN										YAMAHA									
lap	Sect-1	Speed	Sect-2	Speed	Sect-3	Speed	TopSpeed	laptime	pit	lap	Sect-1	Speed	Sect-2	Speed	Sect-3	Speed	Topspeed	laptime	pit
1	Pit Out	90.2	32.452	<u>113.8</u>	43.708			2:03.794		8	Pit Out	93.6	32.310	109.8	56.895			14:10.518	
2		36.695	94.6	31.737	106.3	Pit In	247.7	2:19.966		9	40.081	90.3	32.577	107.0	41.928		222.7	1:54.586	
3	Pit Out	95.3	32.035	106.7	46.222			3:03.429		10	35.980	95.4	30.989	111.6	41.636		251.7	1:48.605	
4		36.625	93.4	31.375	107.6	41.942	250.0	1:49.942		11	35.995	95.0	30.960	111.3	41.675		251.2	1:48.630	


FIM JUNIORGP WORLD CHAMPIONSHIP - PORTIMAO

Autódromo Internacional do Algarve

Stock ECh

29 June - 2 July 2023

Laps and Sector Times - FP2

Autodromo Internacional Algarve - 4592mtr.

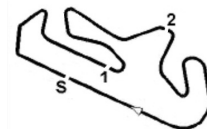
5	36.212	96.8	31.161	107.8	41.632	250.6	1:49.005	12	38.082	87.4	32.056	111.5	41.891	250.0	1:52.029
6	36.171	95.6	31.173	108.1	41.689	251.7	1:49.033	13	36.126	<u>97.0</u>	32.086	110.2	42.216	249.4	1:50.428
7	38.716	87.9	32.016	105.5	Pit In	250.0	<u>2:18.465</u>	14	<u>35.964</u>	96.3	<u>30.884</u>	111.6	<u>41.631</u>	249.4	<u>1:48.479</u>

24 MAXI MILIANO ROCHA									YAMAHA										
lap	Sect-1	Speed	Sect-2	Speed	Sect-3	Speed	TopSpeed	laptime	pit	lap	Sect-1	Speed	Sect-2	Speed	Sect-3	Speed	Topspeed	laptime	pit
1	Pit Out	88.4	32.431	103.7	43.049			<u>2:00.229</u>		9	36.333	95.0	31.022	114.8	42.504		247.7	1:49.859	
2	36.968	91.4	31.877	102.6	42.750		246.6	1:51.595		10	36.269	98.6	<u>31.006</u>	110.3	47.354		247.1	1:54.629	
3	36.428	93.1	31.282	111.3	42.485		247.1	1:50.195		11	36.255	92.9	31.055	110.3	43.883		248.8	1:51.193	
4	36.342	96.8	31.249	109.2	42.262		246.6	1:49.853		12	<u>36.203</u>	<u>103.2</u>	33.951	109.0	42.362		247.7	1:52.516	
5	36.521	91.4	31.246	109.1	<u>41.995</u>		245.5	<u>1:49.762</u>		13	38.887	93.8	32.056	111.7	Pit In		248.8	2:14.556	
6	36.330	94.5	31.146	109.0	Pit In		<u>252.9</u>	2:12.186		14	Pit Out	93.4	31.567	112.3	42.891			2:45.303	
7	Pit Out	89.3	31.613	113.7	42.562			9:19.059		15	36.447	97.7	31.132	<u>115.4</u>	42.678		243.2	1:50.257	
8	37.800	91.6	31.279	114.4	42.785		246.6	1:51.864		16	36.439	95.0	32.421	112.6	42.327		244.9	1:51.187	

37 COREY TINKER									YAMAHA										
lap	Sect-1	Speed	Sect-2	Speed	Sect-3	Speed	TopSpeed	laptime	pit	lap	Sect-1	Speed	Sect-2	Speed	Sect-3	Speed	Topspeed	laptime	pit
1	Pit Out	83.7	33.784	100.7	43.865			<u>2:04.518</u>		5	36.730	95.7	32.148	104.9	43.698		251.7	1:52.576	
2	36.750	93.0	31.669	105.9	42.999		254.1	1:51.418		6	37.082	91.1	31.755	<u>109.3</u>	43.067		252.3	1:51.904	
3	25:51.464	89.5	32.835	102.8	43.628		<u>254.7</u>	27:07.927		7	36.840	94.3	32.296	102.8	43.114		251.2	1:52.250	
4	36.999	<u>95.8</u>	33.130	103.3	48.823		251.7	1:58.952		8	<u>36.565</u>	95.5	<u>31.649</u>	107.5	<u>42.951</u>		252.9	<u>1:51.165</u>	

44 ADRIÁN RODRÍGUEZ									YAMAHA										
lap	Sect-1	Speed	Sect-2	Speed	Sect-3	Speed	TopSpeed	laptime	pit	lap	Sect-1	Speed	Sect-2	Speed	Sect-3	Speed	Topspeed	laptime	pit
1	Pit Out	96.3	31.900	<u>118.3</u>	52.638			<u>2:05.290</u>		10	35.778	97.7	31.045	116.4	42.038		254.7	1:48.861	
2	36.440	96.4	30.989	113.0	42.132		249.4	1:49.561		11	35.648	99.1	30.838	111.1	49.883		255.9	1:56.369	
3	36.211	98.4	<u>30.685</u>	110.8	41.749		260.9	1:48.645		12	36.728	94.6	31.621	113.3	56.415		259.6	2:04.764	
4	35.934	94.1	30.919	117.5	42.037		263.4	1:48.890		13	37.996	<u>103.3</u>	34.353	113.2	42.919		254.1	1:55.268	
5	35.880	97.1	31.088	115.3	41.918		<u>264.1</u>	1:48.886		14	35.588	102.7	30.896	115.4	41.805		257.8	1:48.289	
6	40.890	93.7	37.497	110.1	Pit In		258.4	<u>2:22.393</u>		15	35.504	100.6	30.767	115.5	<u>41.534</u>		257.1	<u>1:47.805</u>	
7	Pit Out	97.2	31.677	112.5	43.549			7:56.963		16	<u>35.335</u>	103.1	33.433	113.2	42.262		257.8	1:51.030	
8	36.457	97.1	31.219	115.1	42.134		252.9	1:49.810		17	36.145	91.1	34.278	111.1	45.738		257.1	1:56.161	
9	35.716	98.1	31.209	116.0	42.181		254.7	1:49.106		18	35.561	99.5	35.027	114.2	44.775		259.6	1:55.363	

61 JAVIER DEL OLMO									KAWASAKI										
lap	Sect-1	Speed	Sect-2	Speed	Sect-3	Speed	TopSpeed	laptime	pit	lap	Sect-1	Speed	Sect-2	Speed	Sect-3	Speed	Topspeed	laptime	pit
1	Pit Out	87.3	33.928	99.7	44.644			<u>2:07.134</u>		10	Pit Out	87.2	33.687	103.5	44.416			8:27.248	
2	37.796	84.4	33.332	98.9	44.343		250.6	1:55.471		11	37.206	88.5	32.863	107.1	43.683		251.2	1:53.752	
3	37.341	86.3	32.910	103.7	44.050		252.3	1:54.301		12	37.403	85.7	32.354	107.7	<u>43.308</u>		248.8	1:53.065	
4	38.324	80.4	33.004	102.5	44.030		249.4	1:55.358		13	36.872	92.9	<u>32.161</u>	<u>110.9</u>	43.588		250.6	<u>1:52.621</u>	
5	37.351	87.3	32.636	102.1	43.867		<u>253.5</u>	1:53.854		14	36.923	89.0	32.379	104.9	43.810		250.0	1:53.112	
6	37.450	88.5	33.222	102.1	43.582		252.3	1:54.254		15	37.354	87.5	32.183	108.0	43.594		249.4	1:53.131	
7	37.336	87.8	32.612	104.4	43.444		<u>253.5</u>	1:53.392		16	37.547	87.4	33.307	105.6	48.500		249.4	1:59.354	
8	36.996	89.8	32.284	105.6	43.754		250.6	1:53.034		17	36.953	90.4	32.396	108.8	44.469		248.8	1:53.818	
9	37.404	<u>107.7</u>	41.088	106.9	Pit In		248.3	<u>2:29.643</u>		18	<u>36.793</u>	91.5	32.426	104.3	43.516		251.7	1:52.735	



FIM JUNIORGP WORLD CHAMPIONSHIP - PORTIMAO

Autódromo Internacional do Algarve

Stock ECh

29 June - 2 July 2023

Laps and Sector Times - FP2

Autodromo Internacional Algarve - 4592mtr.

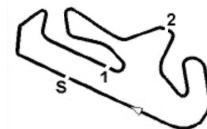
64 NAZARENO LEONEL GOMEZ ARRIETA										YAMAHA									
lap	Sect-1	Speed	Sect-2	Speed	Sect-3	Speed	TopSpeed	laptime	pit	lap	Sect-1	Speed	Sect-2	Speed	Sect-3	Speed	Topspeed	laptime	pit
1	Pit Out	88.0	33.798	101.5	44.880			2:04.274		9	37.296	93.6	32.720	109.0	43.626		250.0	1:53.642	
2		37.799	89.6	33.094	107.2	44.079	255.3	1:54.972		10	38.100	95.2	34.565	105.7	Pit In		246.6	2:19.263	
3		37.700	90.5	33.350	102.7	43.708	251.7	1:54.758		11	Pit Out	90.8	33.058	109.3	43.650			2:30.986	
4		37.517	89.7	32.799	105.2	44.228	252.9	1:54.544		12	37.542	89.3	32.447	105.5	43.359		246.0	1:53.348	
5		37.104	97.3	32.909	102.6	43.453	<u>255.9</u>	1:53.466		13	37.127	94.2	<u>32.284</u>	103.9	43.226		244.9	1:52.637	
6		37.943	94.6	35.316	104.0	43.896	252.3	1:57.155		14	37.209	96.4	32.783	103.8	43.333		244.9	1:53.325	
7		<u>37.052</u>	<u>99.8</u>	37.061	<u>113.1</u>	Pit In		254.1	2:19.715	15	37.137	92.5	32.381	104.2	<u>43.074</u>		246.6	<u>1:52.592</u>	
8	Pit Out	85.2	35.319	106.8	43.908			12:12.588		16									

69 ARCHIE MCDONALD										YAMAHA									
lap	Sect-1	Speed	Sect-2	Speed	Sect-3	Speed	TopSpeed	laptime	pit	lap	Sect-1	Speed	Sect-2	Speed	Sect-3	Speed	Topspeed	laptime	pit
1	Pit Out	89.9	32.375	112.0	42.278			1:59.060		10	Pit Out	96.4	32.199	110.3	49.404			10:25.338	
2		36.113	94.3	31.325	116.1	42.512	255.3	1:49.950		11	36.160	92.9	31.504	<u>118.8</u>	45.508		<u>259.6</u>	1:53.172	
3		36.065	96.2	31.367	111.5	42.179	254.1	1:49.611		12	36.135	98.5	37.545	106.3	44.468		255.3	1:58.148	
4		35.746	<u>105.8</u>	32.627	105.4	42.827	255.9	1:51.200		13	36.842	105.0	34.448	113.4	42.475		243.8	1:53.765	
5		35.908	95.0	31.225	115.1	<u>41.924</u>	255.3	1:49.057		14	35.923	95.9	31.264	115.4	45.132		255.3	1:52.319	
6		35.854	97.7	<u>30.900</u>	111.3	42.148	255.3	1:48.902		15	35.840	96.6	31.162	112.1	42.380		259.0	1:49.382	
7		<u>35.608</u>	102.5	31.209	115.5	42.029	256.5	<u>1:48.846</u>		16	36.733	93.8	32.403	110.2	46.969		253.5	1:56.105	
8		35.977	94.7	30.967	113.9	42.037	254.1	1:48.981		17	36.001	95.5	32.498	103.0	48.772		248.8	1:57.271	
9		36.239	92.8	31.738	108.5	Pit In		251.7	2:12.126	18									

73 GONÇALO RIBEIRO										YAMAHA									
lap	Sect-1	Speed	Sect-2	Speed	Sect-3	Speed	TopSpeed	laptime	pit	lap	Sect-1	Speed	Sect-2	Speed	Sect-3	Speed	Topspeed	laptime	pit
1	Pit Out	89.5	34.364	104.9	45.202			2:05.792		8	37.766	92.9	32.926	108.5	43.916		246.0	1:54.608	
2		37.722	92.7	32.761	109.6	43.865	251.7	1:54.348		9	37.740	93.8	32.897	105.7	43.923		248.3	1:54.560	
3		37.472	91.4	32.820	106.2	43.659	250.0	1:53.951		10	37.352	95.7	32.841	105.9	43.658		247.7	1:53.851	
4		37.448	94.4	32.590	<u>112.4</u>	43.495	<u>254.7</u>	1:53.533		11	37.213	95.4	32.459	108.1	43.291		248.8	1:52.963	
5		37.045	93.3	32.983	109.2	43.354	251.2	1:53.382		12	37.134	95.7	32.515	107.8	43.294		247.7	1:52.943	
6		47.215	87.8	36.324	109.1	Pit In		254.1	2:33.493	13	<u>36.913</u>	<u>96.6</u>	<u>32.256</u>	110.3	<u>43.134</u>		249.4	<u>1:52.303</u>	
7	Pit Out	90.0	34.457	103.3	45.304			8:53.729		14	44.366	89.4	36.770	105.0	Pit In		249.4	2:30.729	

74 CARTER BROWN										YAMAHA									
lap	Sect-1	Speed	Sect-2	Speed	Sect-3	Speed	TopSpeed	laptime	pit	lap	Sect-1	Speed	Sect-2	Speed	Sect-3	Speed	Topspeed	laptime	pit
1	Pit Out	81.6	32.174	109.5	42.200			2:00.013		9	Pit Out	100.9	35.103	105.4	Pit In			9:42.655	
2		36.109	93.3	31.317	110.7	42.339	251.2	1:49.765		10	Pit Out	96.8	32.110	106.7	44.031			2:25.065	
3		36.517	93.6	31.360	110.7	42.131	<u>254.7</u>	1:50.008		11	36.919	96.6	31.772	<u>113.6</u>	45.499		249.4	1:54.190	
4		36.276	94.6	31.318	108.5	44.241	250.6	1:51.835		12	36.333	91.1	35.650	100.7	47.518		254.1	1:59.501	
5		36.495	91.6	31.276	110.4	42.028	251.7	1:49.799		13	36.648	95.2	31.398	109.9	Pit In		250.6	2:12.598	
6		36.248	95.6	<u>31.119</u>	112.1	<u>41.904</u>	253.5	1:49.271		14	Pit Out	91.7	33.649	105.6	Pit In			5:03.796	
7		<u>36.088</u>	97.1	31.121	110.2	41.909	251.7	<u>1:49.118</u>		15	Pit Out	91.6	32.486	112.6	49.113			2:55.128	
8		37.630	87.2	32.656	106.4	Pit In		251.2	2:15.807	16									

82 MARIO MAYOR										YAMAHA									
lap	Sect-1	Speed	Sect-2	Speed	Sect-3	Speed	TopSpeed	laptime	pit	lap	Sect-1	Speed	Sect-2	Speed	Sect-3	Speed	Topspeed	laptime	pit
1	Pit Out	95.8	33.952	100.7	43.277			2:01.893		10	35.822	96.5	<u>31.013</u>	109.2	<u>41.654</u>		251.7	1:48.489	
2		36.166	96.3	31.299	103.3	41.878	248.8	1:49.343		11	35.646	97.5	31.064	107.8	41.799		251.7	1:48.509	


FIM JUNIORGP WORLD CHAMPIONSHIP - PORTIMAO

Autódromo Internacional do Algarve

Stock Ech

29 June - 2 July 2023

Laps and Sector Times - FP2

Autodromo Internacional Algarve - 4592mtr.

3	36.968	89.6	31.535	104.3	42.564	252.9	1:51.067	12	35.832	97.9	31.084	106.3	42.019	250.0	1:48.935
4	35.728	95.0	31.090	104.3	42.026	255.3	1:48.844	13	35.659	100.3	31.013	<u>111.6</u>	42.066	252.3	1:48.738
5	36.254	94.9	31.263	111.1	42.017	250.6	1:49.534	14	35.540	<u>101.6</u>	31.258	109.5	41.685	253.5	1:48.483
6	38.465	99.4	34.657	103.8	Pit In	250.0	2:17.464	15	35.534	99.6	31.137	107.9	41.735	251.7	<u>1:48.406</u>
7	Pit Out	95.4	33.061	90.9	44.563		7:34.781	16	40.156	93.3	31.654	109.5	42.197	251.2	1:54.007
8	35.976	98.2	31.058	109.1	41.934	248.8	1:48.968	17	36.064	96.9	32.376	110.1	42.356	<u>258.4</u>	1:50.796
9	35.555	100.1	31.201	109.2	41.986	252.3	1:48.742	18	<u>35.344</u>	<u>101.6</u>	31.246	111.0	42.192	252.9	1:48.782

85 MATEUSZ HULEWICZ										YAMAHA									
lap	Sect-1	Speed	Sect-2	Speed	Sect-3	Speed	TopSpeed	laptime	pit	lap	Sect-1	Speed	Sect-2	Speed	Sect-3	Speed	Topspeed	laptime	pit
1	Pit Out	80.3	33.886	102.5	43.975			2:03.843		9	Pit Out	92.1	33.263	97.3	Pit In			8:53.896	
2	37.176	91.2	32.356	106.0	43.729		254.7	1:53.261		10	Pit Out	91.0	33.423	99.7	43.618			2:32.050	
3	37.136	91.5	32.886	106.8	43.702		255.3	1:53.724		11	36.892	94.9	32.709	109.6	43.072		252.3	1:52.673	
4	38.134	91.7	32.901	99.5	Pit In		251.7	2:15.853		12	36.566	97.5	32.078	106.8	43.108		251.7	<u>1:51.752</u>	
5	Pit Out	92.5	33.619	96.8	48.573			3:37.356		13	37.606	96.1	33.019	107.7	46.331		252.3	1:56.956	
6	37.747	90.7	32.889	108.2	43.182		252.3	1:53.818		14	40.690	88.0	<u>31.884</u>	106.7	43.179		249.4	1:55.753	
7	37.016	91.4	32.393	108.4	43.473		250.6	1:52.882		15	36.495	97.3	32.402	<u>110.3</u>	<u>42.918</u>		256.5	1:51.815	
8	39.013	98.9	33.914	104.8	Pit In		255.3	2:18.602		16	<u>36.111</u>	<u>101.5</u>	32.956	104.1	43.794		<u>257.1</u>	1:52.861	

86 KYLIAN NESTOLA										YAMAHA									
lap	Sect-1	Speed	Sect-2	Speed	Sect-3	Speed	TopSpeed	laptime	pit	lap	Sect-1	Speed	Sect-2	Speed	Sect-3	Speed	Topspeed	laptime	pit
1	Pit Out	86.0	33.759	102.8	43.997			2:02.891		8	36.585	92.1	31.754	105.3	42.737		251.7	1:51.076	
2	37.208	88.1	32.332	103.2	43.157		248.8	1:52.697		9	<u>36.515</u>	93.1	31.826	107.2	42.770		250.6	1:51.111	
3	37.015	91.9	32.243	<u>108.7</u>	42.950		252.3	1:52.208		10	36.786	91.1	31.986	105.9	43.037		248.8	1:51.809	
4	36.629	<u>99.0</u>	32.993	95.0	Pit In		248.8	2:17.580		11	36.693	91.1	<u>31.632</u>	103.3	<u>42.312</u>		245.5	<u>1:50.637</u>	
5	Pit Out	86.7	32.333	103.9	42.839			16:15.120		12	36.779	92.9	32.670	100.8	43.109		255.3	1:52.558	
6	36.681	88.5	32.069	103.7	42.587		255.3	1:51.337		13	36.788	94.7	31.979	105.5	42.894		245.5	1:51.661	
7	36.557	88.7	31.984	103.1	42.425		<u>255.9</u>	1:50.966		14	36.578	94.5	31.881	104.4	42.725		245.5	1:51.184	

99 JACK BEDNAREK										YAMAHA									
lap	Sect-1	Speed	Sect-2	Speed	Sect-3	Speed	TopSpeed	laptime	pit	lap	Sect-1	Speed	Sect-2	Speed	Sect-3	Speed	Topspeed	laptime	pit
1	Pit Out	79.0	34.734	99.3	45.160			2:06.142		10	Pit Out	94.3	34.081	104.5	Pit In			5:56.766	
2	37.281	92.2	32.422	104.3	43.315		<u>252.3</u>	1:53.018		11	Pit Out	96.5	31.924	110.8	43.685			2:24.483	
3	37.163	90.4	32.704	105.1	43.666		251.7	1:53.533		12	37.112	95.8	<u>31.805</u>	<u>116.4</u>	<u>43.141</u>		245.5	1:52.058	
4	37.164	121.3	46.691	102.9	Pit In		250.0	2:26.586		13	37.012	93.4	32.716	107.9	43.343		244.9	1:53.071	
5	Pit Out	90.3	33.291	107.5	44.520			2:29.033		14	37.156	95.5	31.893	109.8	Pit In		246.6	2:21.564	
6	37.098	100.7	34.954	107.7	52.048		246.6	2:04.100		15	Pit Out	87.4	36.094	93.0	51.173			2:38.616	
7	39.111	<u>129.8</u>	39.902	108.2	43.517		232.8	2:02.530		16	38.375	89.9	35.110	104.3	46.597		244.3	2:00.082	
8	37.105	98.9	31.956	110.8	43.484		245.5	1:52.545		17	<u>36.853</u>	100.8	31.992	110.3	43.210		244.9	<u>1:52.055</u>	
9	42.060	88.2	33.331	104.1	Pit In		241.6	2:15.698		18									