

## FIM JUNIORGP WORLD CHAMPIONSHIP - PORTIMAO

Autódromo Internacional do Algarve

Moto 2 ECH

29 June - 2 July 2023

Laps and Sector Times - FP1

Autodromo Internacional Algarve - 4592mtr.

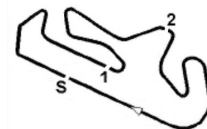
8 MARCO TAPIA										KALEX									
lap	Sect-1	Speed	Sect-2	Speed	Sect-3	Speed	TopSpeed	laptime	pit	lap	Sect-1	Speed	Sect-2	Speed	Sect-3	Speed	Topspeed	laptime	pit
1	Pit Out	94.1	31.604	113.1	41.617			1:56.497		9	34.720	98.5	30.195	119.2	40.589		276.9	1:45.504	
2	35.547	92.8	30.572	113.4	41.077		275.5	1:47.196		10	34.611	98.8	30.199	<u>125.4</u>	40.642		277.6	1:45.452	
3	35.048	97.0	30.658	117.3	41.027		276.2	1:46.733		11	34.479	99.9	30.118	119.3	40.630		276.2	1:45.227	
4	35.045	95.9	30.571	118.3	41.019		278.4	1:46.635		12	37.848	96.4	30.909	116.0	Pit In		275.5	2:12.572	
5	35.490	101.3	33.606	108.8	45.835		279.1	1:54.931		13	Pit Out	96.3	30.888	118.4	41.089			5:30.767	
6	34.787	100.4	30.852	120.1	40.939		<u>281.3</u>	1:46.578		14	34.478	99.8	30.031	116.4	<u>40.279</u>		277.6	<u>1:44.788</u>	
7	38.661	93.2	31.006	119.3	Pit In		276.9	2:13.337		15	<u>34.381</u>	101.6	<u>29.955</u>	116.1	40.505		278.4	1:44.841	
8	Pit Out	106.1	31.440	118.2	40.941			9:07.255		16	34.475	100.3	30.009	119.7	40.351		278.4	1:44.835	

9 CHARLES AUBRIE										KALEX									
lap	Sect-1	Speed	Sect-2	Speed	Sect-3	Speed	TopSpeed	laptime	pit	lap	Sect-1	Speed	Sect-2	Speed	Sect-3	Speed	Topspeed	laptime	pit
1	Pit Out	83.1	33.318	100.0	44.754			2:02.465		9	<u>36.408</u>	93.5	32.176	105.0	43.135		274.8	1:51.719	
2	37.376	90.5	32.706	100.2	43.871		274.8	1:53.953		10	36.790	93.2	31.991	105.3	43.164		272.7	1:51.945	
3	36.819	89.8	32.253	103.3	44.170		274.8	1:53.242		11	37.254	90.1	32.475	101.5	Pit In		272.7	2:11.687	
4	36.968	93.5	32.104	105.3	43.070		267.3	1:52.142		12	Pit Out	93.0	32.506	98.9	43.583			4:07.699	
5	36.794	90.2	32.085	<u>106.7</u>	43.454		<u>275.5</u>	1:52.333		13	36.730	91.1	32.463	105.1	43.136		<u>275.5</u>	1:52.329	
6	37.580	90.8	32.608	102.5	Pit In		255.9	2:14.989		14	36.558	<u>95.5</u>	31.741	105.4	43.062		269.3	1:51.361	
7	Pit Out	85.7	33.090	102.3	44.242			11:45.420		15	36.711	92.3	<u>31.614</u>	105.6	<u>42.647</u>		272.7	<u>1:50.972</u>	
8	37.220	89.2	32.447	101.6	43.560		273.4	1:53.227		16									

10 UNAI ORRADRE										KALEX									
lap	Sect-1	Speed	Sect-2	Speed	Sect-3	Speed	TopSpeed	laptime	pit	lap	Sect-1	Speed	Sect-2	Speed	Sect-3	Speed	Topspeed	laptime	pit
1	Pit Out	92.2	31.046	112.4	41.300			1:56.712		9	Pit Out	93.2	34.131	117.9	41.264			12:43.791	
2	35.345	95.5	30.500	122.6	41.020		<u>280.5</u>	1:46.865		10	34.731	99.3	29.993	119.5	40.720		276.2	1:45.444	
3	34.740	99.5	29.980	<u>124.7</u>	<u>40.640</u>		274.1	1:45.360		11	34.732	98.1	30.134	116.3	40.936		276.2	1:45.802	
4	35.096	<u>104.4</u>	34.375	119.9	40.999		276.9	1:50.470		12	36.888	95.8	31.091	113.4	44.145		276.9	1:52.124	
5	34.833	100.2	30.168	120.7	40.885		279.1	1:45.886		13	34.646	98.6	29.946	114.0	40.854		278.4	1:45.446	
6	40.499	99.2	30.351	118.8	41.508		272.0	1:52.358		14	<u>34.252</u>	103.7	34.150	117.9	41.395		276.2	1:49.797	
7	34.663	97.6	30.014	119.1	40.707		279.8	1:45.384		15	34.485	101.7	<u>29.907</u>	121.2	40.731		278.4	<u>1:45.123</u>	
8	37.670	98.5	30.300	119.7	Pit In		276.2	2:12.592		16	34.544	100.1	30.158	117.3	41.119		276.2	1:45.821	

13 MATTIA RATO										KALEX									
lap	Sect-1	Speed	Sect-2	Speed	Sect-3	Speed	TopSpeed	laptime	pit	lap	Sect-1	Speed	Sect-2	Speed	Sect-3	Speed	Topspeed	laptime	pit
1	Pit Out	92.2	31.325	114.4	41.415			1:56.515		9	Pit Out	94.3	32.281	111.8	41.126			10:55.574	
2	35.140	96.0	30.616	112.9	40.983		279.8	1:46.739		10	34.842	101.7	30.385	114.4	40.720		278.4	1:45.947	
3	34.644	99.3	30.373	113.8	40.731		282.0	1:45.748		11	34.447	101.8	30.310	113.8	<u>40.686</u>		278.4	1:45.443	
4	38.066	97.7	30.652	115.3	41.087		283.5	1:49.805		12	<u>34.376</u>	<u>104.0</u>	30.352	117.1	40.693		279.8	<u>1:45.421</u>	
5	34.658	98.0					282.7	1:51.594		13	38.360	94.2	30.633	112.9	43.574		281.3	1:52.567	
6	34.773	97.1	30.489	114.8	40.980		282.0	1:46.242		14	34.624	99.6	30.584	<u>120.4</u>	Pit In		280.5	2:10.453	
7	34.532	100.4	30.327	115.9	40.815		281.3	1:45.674		15	Pit Out	102.6	31.069	113.4	41.218			3:57.905	
8	38.585	98.2	32.587	115.5	Pit In		<u>287.2</u>	2:15.120		16	34.535	103.3	<u>30.258</u>	114.5	40.752		279.8	1:45.545	

18 XAVIER CARDELÚS										KALEX									
lap	Sect-1	Speed	Sect-2	Speed	Sect-3	Speed	TopSpeed	laptime	pit	lap	Sect-1	Speed	Sect-2	Speed	Sect-3	Speed	Topspeed	laptime	pit
1	Pit Out	93.9	31.417	107.9	41.224			1:56.820		7	35.785	95.8	31.179	106.3	Pit In		274.8	2:09.649	
2	35.078	96.7	30.409	110.7	Pit In		272.0	3:18.535		8	Pit Out	92.9	31.615	106.8	41.193			6:49.423	


**FIM JUNIORGP WORLD CHAMPIONSHIP - PORTIMAO**

Autódromo Internacional do Algarve

Moto 2 ECH

29 June - 2 July 2023

Laps and Sector Times - FP1

Autodromo Internacional Algarve - 4592mtr.

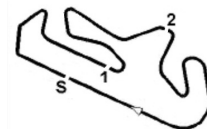
3	Pit Out	92.4	31.173	108.0	41.525	13:34.650	9	35.015	97.8	30.362	108.9	40.553	276.2	1:45.930	
4	34.703	<u>100.9</u>	30.258	<u>118.0</u>	40.563	273.4	1:45.524	10	34.711	100.3	30.901	110.1	40.661	<u>276.9</u>	1:46.273
5	<u>34.610</u>	<u>100.9</u>	30.414	112.3	40.556	276.2	1:45.580	11	34.682	98.6	<u>30.173</u>	113.6	<u>40.387</u>	275.5	<u>1:45.242</u>
6	34.854	95.2	30.248	110.8	40.502	275.5	1:45.604	12	34.700	99.8	30.196	110.8	40.450	276.2	1:45.346

<b>21</b>	<b>EDUARDO MONTERO</b>							<b>KALEX</b>											
lap	Sect-1	Speed	Sect-2	Speed	Sect-3	Speed	TopSpeed	laptime	pit	lap	Sect-1	Speed	Sect-2	Speed	Sect-3	Speed	Topspeed	laptime	pit
1	Pit Out	91.5	31.742	113.1	41.983			1:58.303		7	35.491	94.2	31.007	111.3	41.660		271.4	1:48.158	
2	35.976	91.3	31.344	110.3	41.618		277.6	1:48.938		8	35.567	97.1	30.940	112.0	41.636		272.7	1:48.143	
3	35.211	99.1	31.070	113.3	<u>41.221</u>		<u>278.4</u>	<u>1:47.502</u>		9	<u>35.208</u>	97.8	30.769	113.9	41.640		274.1	1:47.617	
4	35.474	97.3	<u>30.693</u>	<u>115.0</u>	Pit In		276.2	3:24.677		10	35.413	97.1	30.978	112.0	41.556		272.7	1:47.947	
5	Pit Out	97.1	31.857	110.7	42.068			18:42.322		11	35.324	99.4	30.799	113.0	41.470		272.0	1:47.593	
6	35.646	94.2	31.010	114.4	41.467		274.1	1:48.123		12	35.335	<u>99.7</u>	30.981	114.0	41.502		271.4	1:47.818	

<b>23</b>	<b>NICCOLÒ ANTONELLI</b>							<b>KALEX</b>											
lap	Sect-1	Speed	Sect-2	Speed	Sect-3	Speed	TopSpeed	laptime	pit	lap	Sect-1	Speed	Sect-2	Speed	Sect-3	Speed	Topspeed	laptime	pit
1	Pit Out	95.1	33.016	111.7	41.940			1:59.697		9	34.824	99.3	31.012	113.6	Pit In		277.6	2:05.046	
2	35.560	101.5	30.792	110.2	41.659		274.8	1:48.011		10	Pit Out	102.3	31.490	114.0	41.290			13:10.485	
3	35.099	100.7	30.530	117.4	40.806		276.2	1:46.435		11	34.948	101.6	30.310	117.9	40.686		272.7	1:45.944	
4	34.848	99.2	30.196	116.8	40.795		276.2	1:45.839		12	34.494	103.4	30.626	115.0	40.633		<u>279.1</u>	1:45.753	
5	34.656	101.9	<u>30.081</u>	115.6	41.431		<u>279.1</u>	1:46.168		13	34.238	107.9	31.006	115.8	40.662		<u>279.1</u>	1:45.906	
6	34.584	101.6	30.302	118.6	40.838		277.6	1:45.724		14	34.236	106.1	30.231	<u>121.1</u>	<u>40.354</u>		278.4	<u>1:44.821</u>	
7	<u>34.200</u>	<u>115.6</u>	35.118	115.4	40.817		278.4	1:50.135		15	34.268	105.5	30.095	118.8	40.609		277.6	1:44.972	
8	34.406	105.2	30.409	117.5	40.657		277.6	1:45.472		16	34.545	107.0	30.386	117.5	40.604		<u>279.1</u>	1:45.535	

<b>27</b>	<b>MAXWELL BERTALAN TOTH</b>							<b>KALEX</b>											
lap	Sect-1	Speed	Sect-2	Speed	Sect-3	Speed	TopSpeed	laptime	pit	lap	Sect-1	Speed	Sect-2	Speed	Sect-3	Speed	Topspeed	laptime	pit
1	Pit Out	90.9	32.149	110.4	42.752			1:59.841		10	36.007	95.9	<u>30.451</u>	114.5	41.540		272.0	1:47.998	
2	36.110	92.2	31.272	110.9	42.181		272.7	1:49.563		11	35.482	95.0	30.626	115.5	41.091		273.4	1:47.199	
3	35.587	92.2	30.738	<u>116.8</u>	41.579		274.1	1:47.904		12	35.184	95.1	30.584	112.4	<u>41.062</u>		272.7	<u>1:46.830</u>	
4	35.783	92.6	30.591	115.6	41.350		272.7	1:47.724		13	<u>34.847</u>	<u>102.0</u>	30.831	114.8	41.250		273.4	1:46.928	
5	35.384	92.4	30.633	113.1	41.142		274.1	1:47.159		14	35.220	97.1	32.921	113.4	45.249		272.7	1:53.390	
6	35.519	92.9	30.772	111.6	41.414		274.1	1:47.705		15	35.258	97.2	30.559	114.5	41.101		272.7	1:46.918	
7	35.270	95.6	30.822	114.0	41.561		274.1	1:47.653		16	35.198	98.1	30.735	108.4	41.338		<u>274.8</u>	1:47.271	
8	37.678	93.2	32.178	112.7	Pit In		273.4	2:13.998		17	39.793	99.9	32.255	109.5	Pit In		274.1	2:16.499	
9	Pit Out	95.4	31.344	112.6	41.659			7:11.673		18	Pit Out	100.5	31.596	113.9	42.195			2:43.083	

<b>29</b>	<b>HARRISON VOIGHT</b>							<b>KALEX</b>											
lap	Sect-1	Speed	Sect-2	Speed	Sect-3	Speed	TopSpeed	laptime	pit	lap	Sect-1	Speed	Sect-2	Speed	Sect-3	Speed	Topspeed	laptime	pit
1	Pit Out	97.4	31.022	115.1	41.831			1:55.635		9	34.562	100.1	30.609	117.9	40.947		276.2	1:46.118	
2	35.104	97.6	30.644	117.9	41.190		275.5	1:46.938		10	34.461	101.3	<u>30.179</u>	118.6	40.744		276.2	<u>1:45.384</u>	
3	34.838	101.9	30.472	121.2	40.897		277.6	1:46.207		11	34.537	101.4	30.358	114.2	<u>40.601</u>		276.9	1:45.496	
4	37.979	103.9	31.988	116.0	41.120		279.1	1:51.087		12	38.728	96.1	30.829	111.5	Pit In		277.6	2:12.261	
5	36.504	102.6	31.640	116.4	41.035		280.5	1:49.179		13	Pit Out	103.5	30.619	117.8	40.764			6:47.635	
6	36.228	99.4	31.135	<u>121.9</u>	41.268		282.7	1:48.631		14	34.401	99.5	30.187	120.9	40.859		276.9	1:45.447	
7	35.537	96.6	30.891	119.1	Pit In		<u>283.5</u>	2:08.888		15	<u>34.242</u>	<u>112.3</u>	37.938	114.2	41.788		276.9	1:53.968	
8	Pit Out	99.2	30.770	117.4	40.842			9:13.768		16									


**FIM JUNIORGP WORLD CHAMPIONSHIP - PORTIMAO**

Autódromo Internacional do Algarve

Moto 2 Ech

29 June - 2 July 2023

Laps and Sector Times - FP1

Autodromo Internacional Algarve - 4592mtr.

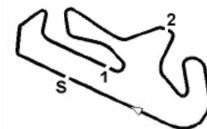
31 ROBERTO GARCÍA										KALEX									
lap	Sect-1	Speed	Sect-2	Speed	Sect-3	Speed	TopSpeed	laptime	pit	lap	Sect-1	Speed	Sect-2	Speed	Sect-3	Speed	Topspeed	laptime	pit
1	Pit Out	90.8	31.721	<u>125.6</u>	41.691			1:57.520		9	34.379	99.4	30.212	118.3	40.861		276.2	1:45.452	
2	35.145	102.0	30.441	116.4	40.897		277.6	1:46.483		10	34.757	101.8	33.324	116.3	43.767		278.4	1:51.848	
3	34.652	99.6	30.455	118.9	40.579		279.8	1:45.686		11	34.701	<u>106.2</u>	30.638	116.3	40.921		273.4	1:46.260	
4	34.609	98.9	30.142	117.5	40.662		282.7	1:45.413		12	34.507	103.8	30.316	116.0	40.717		279.1	1:45.540	
5	34.488	101.5	<u>30.072</u>	119.5	40.620		283.5	1:45.180		13	34.426	100.5	30.123	114.0	<u>40.557</u>		278.4	<u>1:45.106</u>	
6	34.762	99.4	30.797	117.5	Pit In		<u>286.5</u>	2:13.659		14	34.968	94.4	30.417	116.3	Pit In		282.7	2:07.977	
7	Pit Out	92.7	31.247	118.2	41.313			12:09.717		15	Pit Out	93.8	30.732	114.4	40.995			2:24.621	
8	34.734	100.7	30.226	114.9	40.679		274.1	1:45.639		16	<u>34.348</u>	103.4	30.229	118.8	40.714		278.4	1:45.291	

32 KYLE PAZ										KALEX									
lap	Sect-1	Speed	Sect-2	Speed	Sect-3	Speed	TopSpeed	laptime	pit	lap	Sect-1	Speed	Sect-2	Speed	Sect-3	Speed	Topspeed	laptime	pit
1	Pit Out	91.4	31.619	112.0	42.226			1:57.954		9	37.984	97.6	31.035	101.9	Pit In		274.1	2:20.901	
2	35.671	94.7	30.951	114.5	45.329		266.0	1:51.951		10	Pit Out	89.1	33.523	107.6	42.853			6:44.895	
3	35.150	107.9	32.442	111.5	41.443		<u>279.1</u>	1:49.035		11	35.496	96.4	30.940	114.9	41.629		272.0	1:48.065	
4	35.575	96.9	30.694	119.7	42.216		272.0	1:48.485		12	35.419	97.7	30.599	<u>120.4</u>	<u>41.330</u>		276.2	1:47.348	
5	35.306	96.2	31.140	104.3	41.627		278.4	1:48.073		13	<u>34.946</u>	101.8	<u>30.505</u>	120.1	41.774		276.2	<u>1:47.225</u>	
6	37.109	93.6	31.519	115.4	Pit In		276.9	2:11.665		14	35.370	99.8	30.915	111.5	41.854		272.7	1:48.139	
7	Pit Out	95.0	31.508	111.1	41.835			9:22.931		15	35.093	<u>108.5</u>	42.121	91.8	42.046		273.4	1:59.260	
8	35.606	94.1	30.861	113.8	41.749		275.5	1:48.216		16									

33 FILIP REHACEK										KALEX									
lap	Sect-1	Speed	Sect-2	Speed	Sect-3	Speed	TopSpeed	laptime	pit	lap	Sect-1	Speed	Sect-2	Speed	Sect-3	Speed	Topspeed	laptime	pit
1	Pit Out	88.2	32.937	110.0	43.045			2:01.945		8	35.858	93.5	31.816	108.7	42.557		272.7	1:50.231	
2	35.910	92.3	31.908	107.1	42.671		272.7	1:50.489		9	35.664	93.0	<u>31.286</u>	108.5	<u>42.100</u>		272.7	<u>1:49.050</u>	
3	35.631	96.3	31.796	110.0	42.387		275.5	1:49.814		10	35.686	<u>100.9</u>	32.480	103.7	42.856		275.5	1:51.022	
4	37.584	93.5	31.908	109.5	42.647		274.8	1:52.139		11	<u>35.592</u>	95.7	31.752	109.3	42.433		274.1	1:49.777	
5	35.760	91.2	31.541	109.8	42.322		<u>277.6</u>	1:49.623		12	35.808	96.3	32.828	107.8	Pit In		274.1	2:13.081	
6	36.318	95.2	33.425	106.7	Pit In		275.5	2:16.671		13	Pit Out	84.0	33.105	101.4	43.230			4:51.351	
7	Pit Out	86.7	32.682	106.0	42.751			11:24.593		14	35.794	94.0	31.966	<u>111.3</u>	42.637		273.4	1:50.397	

35 SAM WILFORD										KALEX									
lap	Sect-1	Speed	Sect-2	Speed	Sect-3	Speed	TopSpeed	laptime	pit	lap	Sect-1	Speed	Sect-2	Speed	Sect-3	Speed	Topspeed	laptime	pit
1	Pit Out	93.3	31.667	112.3	41.397			1:55.814		7	35.260	99.5	30.274	118.0	Pit In		279.1	2:07.566	
2	35.298	99.0	30.814	115.0	41.223		276.2	1:47.335		8	Pit Out	85.7	33.859	105.2	44.061			21:24.654	
3	34.954	100.4	30.376	<u>120.7</u>	40.653		<u>283.5</u>	1:45.983		9	34.767	101.2	30.263	118.2	40.638		274.8	1:45.668	
4	35.990	97.2	31.829	116.9	40.967		282.7	1:48.786		10	34.633	99.9	30.324	118.7	<u>40.523</u>		280.5	1:45.480	
5	35.128	<u>103.3</u>	30.827	110.2	40.861		280.5	1:46.816		11	<u>34.537</u>	102.1	<u>30.212</u>	117.6	40.654		272.0	<u>1:45.403</u>	
6	35.169	100.8	30.898	108.8	44.930		268.0	1:50.997		12									

49 FRANCESCO MONGIARDO										BOSCOSCURO									
lap	Sect-1	Speed	Sect-2	Speed	Sect-3	Speed	TopSpeed	laptime	pit	lap	Sect-1	Speed	Sect-2	Speed	Sect-3	Speed	Topspeed	laptime	pit
1	Pit Out	94.5	31.412	115.4	41.957			1:57.302		10	35.002	97.6	30.621	118.0	41.395		274.1	1:47.018	
2	35.288	94.7	30.632	114.0	41.409		278.4	1:47.329		11	34.940	98.5	30.479	<u>120.9</u>	41.292		274.1	1:46.711	
3	34.874	103.2	30.920	119.1	41.348		277.6	1:47.142		12	<u>34.472</u>	<u>116.3</u>	35.132	115.9	41.028		275.5	1:50.632	
4	35.000	98.0	30.504	117.1	41.286		275.5	1:46.790		13	34.826	99.4	30.439	113.8	41.050		274.1	1:46.315	
5	35.095	99.4	<u>30.426</u>	117.4	41.289		275.5	1:46.810		14	47.473	77.8	34.108		41.666		271.4	2:03.247	


**FIM JUNIORGP WORLD CHAMPIONSHIP - PORTIMAO**

Autódromo Internacional do Algarve

Moto 2 ECH

29 June - 2 July 2023

Laps and Sector Times - FP1

Autodromo Internacional Algarve - 4592mtr.

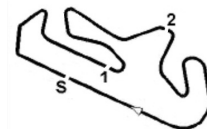
6	34.833	101.3	34.187	84.1	Pit In	274.8	2:14.341	15	34.767	100.3	31.798	119.1	41.213	<u>279.8</u>	1:47.778
7	Pit Out	84.8	32.173	113.6	42.646		9:35.643	16	34.478	111.5	41.229		43.204	277.6	1:58.911
8	35.102	105.5	31.804	115.1	41.210	278.4	1:48.116	17	34.670	103.7	30.499		<u>41.019</u>	276.9	<u>1:46.188</u>
9	34.856	98.6	30.651	116.4	41.038	276.2	1:46.545	18	34.940	100.1	42.225		43.568	277.6	2:00.733

55 ALEX TOLEDO									BOSCO SCURO										
lap	Sect-1	Speed	Sect-2	Speed	Sect-3	Speed	TopSpeed	laptime	pit	lap	Sect-1	Speed	Sect-2	Speed	Sect-3	Speed	Topspeed	laptime	pit
1	Pit Out	81.6	31.705	112.9	41.365			<u>1:56.280</u>		10	35.026	<u>109.9</u>	31.839	116.4	41.379		273.4	1:48.244	
2	35.684	94.2	30.512	114.6	41.031		275.5	1:47.227		11	35.322	96.9	30.574	112.7	41.240		267.3	1:47.136	
3	34.973	98.5	30.346	110.2	41.332		275.5	1:46.651		12	35.067	101.0	30.511	115.1	41.139		272.0	1:46.717	
4	34.815	100.6	30.590	112.4	41.134		275.5	1:46.539		13	37.536	94.8	31.889	100.5	Pit In		271.4	2:16.616	
5	34.982	101.7	30.335	113.3	41.388		275.5	1:46.705		14	Pit Out	94.5	31.705	110.0	43.668			4:58.087	
6	34.919	101.4	30.413	112.9	41.170		<u>276.9</u>	1:46.502		15	34.946	100.7	30.347	113.8	41.518		274.8	1:46.811	
7	34.890	98.3	30.303	116.8	41.251		273.4	1:46.444		16	35.343	103.0	31.401	116.0	<u>40.810</u>		276.2	1:47.554	
8	37.304	100.7	32.350	104.1	Pit In		274.1	2:17.559		17	<u>34.725</u>	99.4	<u>30.276</u>	<u>120.1</u>	41.072		275.5	<u>1:46.073</u>	
9	Pit Out	95.7	30.885	110.8	42.791			<u>5:57.767</u>		18	34.849	103.8	30.459	116.3	41.064		275.5	1:46.372	

67 ALBERTO SURRA									BOSCO SCURO										
lap	Sect-1	Speed	Sect-2	Speed	Sect-3	Speed	TopSpeed	laptime	pit	lap	Sect-1	Speed	Sect-2	Speed	Sect-3	Speed	Topspeed	laptime	pit
1	Pit Out	94.8	31.276	110.3	41.528			<u>1:56.485</u>		9	Pit Out	99.9	31.054	110.5	41.001			12:47.316	
2	35.254	95.2	30.647	113.0	41.120		276.9	1:47.021		10	34.714	98.2	30.319	111.8	40.649		276.2	1:45.682	
3	34.891	99.8	30.504	111.6	40.856		276.2	1:46.251		11	34.583	101.8	30.343	113.9	40.572		277.6	1:45.498	
4	34.574	100.7	30.202	113.2	40.585		277.6	1:45.361		12	34.641	97.6	<u>30.168</u>	108.5	40.833		277.6	1:45.642	
5	34.458	100.0	30.224	114.0	40.613		279.1	1:45.295		13	41.302	99.8	30.474	<u>114.3</u>	41.560		279.1	1:53.336	
6	34.542	103.2	30.347	112.0	40.648		279.1	1:45.537		14	34.639	101.4	30.316	113.3	<u>40.231</u>		276.9	<u>1:45.186</u>	
7	<u>34.455</u>	102.7	30.325	113.3	40.675		<u>279.8</u>	1:45.455		15	34.614	103.0	30.251	111.6	40.564		277.6	1:45.429	
8	36.234	105.4	31.408	110.5	Pit In		276.9	2:10.970		16	36.282	<u>141.9</u>	35.635	112.5	41.397		262.1	1:53.314	

72 YERAY RUIZ									KALEX										
lap	Sect-1	Speed	Sect-2	Speed	Sect-3	Speed	TopSpeed	laptime	pit	lap	Sect-1	Speed	Sect-2	Speed	Sect-3	Speed	Topspeed	laptime	pit
1	Pit Out	94.3	31.226	115.1	41.410			<u>1:56.880</u>		9	34.701	102.4	30.447	117.8	40.964		274.1	1:46.112	
2	35.060	100.4	30.604	112.1	40.843		272.7	1:46.507		10	34.744	104.1	30.472	110.7	45.596		272.7	1:50.812	
3	34.749	101.0	<u>30.178</u>	<u>119.3</u>	40.983		265.4	1:45.910		11	34.690	106.7	31.130	110.8	Pit In		274.1	2:08.274	
4	34.684	<u>110.5</u>	31.992	116.4	48.113		263.4	1:54.789		12	Pit Out	100.1	31.452	114.5	41.966			5:09.426	
5	34.755	102.3	30.285	115.9	<u>40.514</u>		264.7	<u>1:45.554</u>		13	34.411	106.7	30.360	119.1	40.810		<u>274.8</u>	1:45.581	
6	34.632	109.1	31.479	112.5	Pit In		264.1	2:09.513		14	<u>34.336</u>	109.1	30.551	114.5	40.784		266.0	1:45.671	
7	Pit Out	94.2	31.642	112.6	41.888			12:02.237		15	34.409	105.6	30.527	117.0	40.796		266.7	1:45.732	
8	34.921	100.3	30.616	116.0	40.975		272.0	1:46.512		16									

74 PIOTR BIESIEKIRSKI									KALEX										
lap	Sect-1	Speed	Sect-2	Speed	Sect-3	Speed	TopSpeed	laptime	pit	lap	Sect-1	Speed	Sect-2	Speed	Sect-3	Speed	Topspeed	laptime	pit
1	Pit Out	99.1	31.275	111.9	41.302			<u>1:55.832</u>		9	34.723	101.8	30.389	114.8	40.682		267.3	1:45.794	
2	35.139	98.5	30.709	113.2	41.004		<u>268.7</u>	1:46.852		10	34.664	101.5	30.455	114.4	40.804		265.4	1:45.923	
3	34.848	102.0	30.431	116.3	Pit In		261.5	2:11.136		11	36.656	103.0	30.500	115.9	42.461		268.0	1:49.617	
4	Pit Out	104.8	30.997	117.4	41.018			11:20.370		12	34.905	102.2	30.894	117.8	Pit In		265.4	2:12.879	
5	34.767	99.4	30.310	117.9	40.432		267.3	1:45.509		13	Pit Out	103.2	30.476	117.9	40.823			4:09.213	
6	<u>34.412</u>	<u>108.0</u>	30.741	118.2	41.007		264.7	1:46.160		14	34.475	104.5	30.259	118.6	<u>40.362</u>		268.0	<u>1:45.096</u>	


**FIM JUNIORGP WORLD CHAMPIONSHIP - PORTIMAO**

Autódromo Internacional do Algarve

Moto 2 ECH

29 June - 2 July 2023

Laps and Sector Times - FP1

Autodromo Internacional Algarve - 4592mtr.

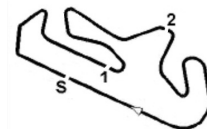
7	34.612	100.5	30.248	<u>119.9</u>	40.777	268.0	1:45.637	15	34.482	103.8	30.274	114.6	40.517	<u>268.7</u>	1:45.273
8	34.629	102.3	<u>30.243</u>	117.9	40.540	264.7	1:45.412	16	34.508	101.1	30.289	115.1	40.702	264.7	1:45.499

77 MATTIA VOLPI									KALEX										
lap	Sect-1	Speed	Sect-2	Speed	Sect-3	Speed	TopSpeed	laptime	pit	lap	Sect-1	Speed	Sect-2	Speed	Sect-3	Speed	Topspeed	laptime	pit
1	Pit Out	80.8	33.292	110.5	42.112			<u>2:00.083</u>		10	36.798	93.3	32.267	102.7	Pit In		274.8	<u>2:14.480</u>	
2	35.628	93.8	30.541	111.8	41.270		274.1	1:47.439		11	Pit Out	93.3	33.933	98.5	46.477			<u>6:38.543</u>	
3	35.101	97.4	30.600	109.8	41.198		<u>275.5</u>	1:46.899		12	34.947	<u>102.4</u>	30.960	107.9	41.014		272.7	1:46.921	
4	35.139	96.5	30.488	108.9	41.064		<u>275.5</u>	1:46.691		13	35.086	98.0	30.503	110.8	40.935		273.4	1:46.524	
5	35.170	96.6	30.514	108.7	41.010		<u>275.5</u>	1:46.694		14	34.810	100.1	30.563	108.1	<u>40.912</u>		274.1	1:46.285	
6	37.987	91.8	32.269	107.9	Pit In		274.8	<u>2:16.287</u>		15	34.968	97.1	<u>30.353</u>	<u>113.3</u>	40.960		<u>275.5</u>	<u>1:46.281</u>	
7	Pit Out	92.7	31.495	103.3	41.927			<u>5:13.569</u>		16	39.994	89.1	33.717	107.1	42.710		273.4	1:56.421	
8	35.388	96.8	30.706	105.7	41.121		272.0	1:47.215		17	39.246	89.9	32.873	102.6	43.095		274.1	1:55.214	
9	<u>34.711</u>	100.7	30.586	107.9	41.193		273.4	1:46.490		18									

81 SENNA AGIUS									KALEX										
lap	Sect-1	Speed	Sect-2	Speed	Sect-3	Speed	TopSpeed	laptime	pit	lap	Sect-1	Speed	Sect-2	Speed	Sect-3	Speed	Topspeed	laptime	pit
1	Pit Out	95.1	30.824	110.0	41.061			<u>1:55.782</u>		10	35.756	100.3	30.727	109.4	Pit In		279.8	<u>2:08.144</u>	
2	34.854	99.6	30.138	112.5	40.648		279.1	1:45.640		11	Pit Out	100.7	30.287	113.8	42.978			<u>10:03.402</u>	
3	34.617	98.7	29.829	<u>115.6</u>	40.547		279.1	1:44.993		12	34.523	102.0	30.194	111.2	40.561		278.4	1:45.278	
4	34.446	100.2	29.973	111.8	40.593		280.5	1:45.012		13	34.370	<u>106.2</u>	30.059	114.2	40.369		279.8	1:44.798	
5	34.551	100.6	30.099	111.3	40.425		279.8	1:45.075		14	34.274	105.2	30.207	110.4	40.429		282.0	1:44.910	
6	34.583	102.1	29.905	114.9	40.486		279.8	1:44.974		15	35.390	98.1	30.362	111.3	41.288		<u>282.7</u>	1:47.040	
7	34.307	105.6	29.818	115.5	40.291		282.0	1:44.416		16	34.434	102.6	30.040	113.6	40.507		280.5	1:44.981	
8	<u>34.179</u>	103.3	29.780	114.0	40.383		281.3	<u>1:44.342</u>		17	36.666	98.3	30.690	113.9	40.872		279.1	1:48.228	
9	34.475	102.3	<u>29.775</u>	113.2	<u>40.200</u>		279.1	1:44.450		18									

87 GERARD RIU									KALEX										
lap	Sect-1	Speed	Sect-2	Speed	Sect-3	Speed	TopSpeed	laptime	pit	lap	Sect-1	Speed	Sect-2	Speed	Sect-3	Speed	Topspeed	laptime	pit
1	Pit Out	92.9	31.828	103.9	41.933			<u>1:57.970</u>		9	Pit Out	91.0	36.884	109.6	42.297			<u>12:22.514</u>	
2	35.281	101.4	31.033	113.2	41.891		281.3	1:48.205		10	35.365	103.2	31.822	102.2	41.561		276.2	1:48.748	
3	34.941	<u>106.6</u>	31.738	111.9	41.488		280.5	1:48.167		11	34.956	99.2	30.685	111.0	41.368		276.9	1:47.009	
4	35.191	96.5	30.522	<u>115.1</u>	41.303		279.1	1:47.016		12	35.022	97.5	30.709	115.0	41.453		276.9	1:47.184	
5	35.044	98.8	30.514	110.5	<u>41.192</u>		279.8	<u>1:46.750</u>		13	34.933	99.4	30.833	106.6	41.479		278.4	1:47.245	
6	35.040	99.0	30.493	114.3	43.100		<u>282.0</u>	1:48.633		14	<u>34.871</u>	101.0	30.716	110.7	43.372		277.6	1:48.959	
7	34.990	98.1	30.605	106.7	41.294		281.3	1:46.889		15	35.043	99.2	<u>30.423</u>	113.3	41.317		279.8	1:46.783	
8	35.333	97.5	30.969	111.0	Pit In		270.7	<u>2:10.446</u>		16	34.984	98.4	30.613	113.6	41.739		277.6	1:47.336	

98 CHANON INTA									KALEX										
lap	Sect-1	Speed	Sect-2	Speed	Sect-3	Speed	TopSpeed	laptime	pit	lap	Sect-1	Speed	Sect-2	Speed	Sect-3	Speed	Topspeed	laptime	pit
1	Pit Out	80.8	33.877	102.2	44.270			<u>2:06.925</u>		8	36.941	88.7	32.742	103.8	43.683		269.3	1:53.366	
2	37.455	84.6	32.500	103.6	43.954		270.0	1:53.909		9	36.433	92.9	32.447	100.4	43.177		268.7	1:52.057	
3	37.524	86.9	32.386	<u>105.5</u>	43.430		268.0	1:53.340		10	36.555	91.0	32.697	96.3	43.177		<u>271.4</u>	1:52.429	
4	37.063	87.7	<u>32.296</u>	95.6	42.954		268.0	1:52.313		11	37.820	90.1	33.968	101.5	44.734		258.4	1:56.522	
5	43.581	<u>94.4</u>	34.899	102.8	Pit In		263.4	<u>2:22.518</u>		12	<u>36.349</u>	92.6	32.374	102.7	<u>42.944</u>		<u>271.4</u>	<u>1:51.667</u>	
6	Pit Out	88.7	33.263	101.6	43.408			<u>12:52.540</u>		13	37.332	91.8	33.314	100.5	Pit In		261.5	<u>2:17.431</u>	
7	36.660	93.6	32.796	104.5	43.781		266.7	1:53.237		14	Pit Out	93.3	33.210	102.9	43.685			<u>3:28.306</u>	



# FIM JUNIORGP WORLD CHAMPIONSHIP - PORTIMAO

Autódromo Internacional do Algarve

Moto 2 ECh

29 June - 2 July 2023

Laps and Sector Times - FP1

Autodromo Internacional Algarve - 4592mtr.

99 CARLOS TATAY VILA										KALEX									
lap	Sect-1	Speed	Sect-2	Speed	Sect-3	Speed	TopSpeed	laptime	pit	lap	Sect-1	Speed	Sect-2	Speed	Sect-3	Speed	Topspeed	laptime	pit
1	Pit Out	92.8	32.197	112.4	42.340			1:57.525		10	34.232	106.3	29.941	120.5	40.578		273.4	1:44.751	
2	34.823	100.8	30.436	117.0	41.523		272.7	1:46.782		11	34.193	106.7	<u>29.935</u>	<u>125.4</u>	40.482		276.2	1:44.610	
3	34.504	106.8	30.391	117.3	40.985		273.4	1:45.880		12	34.112	107.1	29.944	123.4	<u>40.336</u>		274.1	<u>1:44.392</u>	
4	34.470	107.7	30.118	119.9	40.725		273.4	1:45.313		13	37.533	94.3	32.698	116.6	41.596		274.8	1:51.827	
5	38.670	96.3	32.713	112.5	Pit In		276.2	2:14.293		14	<u>34.015</u>	<u>118.6</u>	32.515	120.3	41.266		<u>278.4</u>	1:47.796	
6	Pit Out	102.9	31.291	112.0	41.437			10:11.290		15	34.030	110.0	32.094	121.1	41.158		276.2	1:47.282	
7	34.337	104.8	29.994	117.3	40.607		274.1	1:44.938		16	34.106	106.5	29.976	120.9	40.375		276.9	1:44.457	
8	34.252	111.1	30.225	120.4	40.769		275.5	1:45.246		17	34.115	108.0	30.291	117.5	40.393		276.2	1:44.799	
9	38.214	99.4	33.114	115.1	41.317		275.5	1:52.645		18									