

FIM JUNIORGP WORLD CHAMPIONSHIP - PORTIMAO

Autódromo Internacional do Algarve

JuniorGP

29 June - 2 July 2023

Laps and Sector Times - Race 2 - 15 Laps

Autodromo Internacional Algarve - 4592mtr.

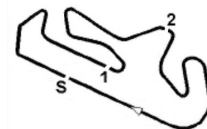
5 TATCHAKORN BUASRI (THA)										HONDA										
lap	Sect-1	Speed	Sect-2	Speed	Sect-3	Speed	TopSpeed	laptime	pit	lap	Sect-1	Speed	Sect-2	Speed	Sect-3	Speed	Topspeed	laptime	pit	
1		100.0	31.201	122.0	41.524		150.6	1:51.368		9	37.122	103.3	31.234	<u>123.6</u>	41.652		241.6	1:50.008		
2	37.015	101.9	31.656	120.1	41.556		237.9	1:50.227		10	36.601	101.4	31.146	122.7	41.595		<u>242.2</u>	1:49.342		
3	36.420	103.8	31.245	123.0	42.578		239.5	1:50.243		11	36.672	99.8	<u>31.024</u>	122.3	<u>41.383</u>		240.5	<u>1:49.079</u>		
4	36.970	98.8	31.229	116.0	41.790		241.1	1:49.989		12	36.442	103.4	31.474	112.5	41.995		<u>242.2</u>	1:49.911		
5	37.252	98.7	31.232	117.0	41.573		240.5	1:50.057		13	36.762	100.9	31.234	119.2	42.407		<u>242.2</u>	1:50.403		
6	36.739	104.7	31.372	117.8	41.763		241.1	1:49.874		14	<u>36.415</u>	104.7	31.123	121.6	42.028		238.9	1:49.566		
7	36.878	<u>107.5</u>	32.251	120.7	41.894		240.5	1:51.023		15	36.934	100.7		31.159	122.3	41.827		238.9	1:49.920	
8	36.629	99.0	31.448	111.2	41.944		241.1	1:50.021		16										

7 JOEL ESTEBAN (ESP)										GASGAS										
lap	Sect-1	Speed	Sect-2	Speed	Sect-3	Speed	TopSpeed	laptime	pit	lap	Sect-1	Speed	Sect-2	Speed	Sect-3	Speed	Topspeed	laptime	pit	
1		97.9	30.977	120.1	41.819		145.9	1:51.250		9	36.529	104.0	31.113	113.3	41.782		238.9	1:49.424		
2	36.695	101.9	31.131	120.0	41.486		241.1	1:49.312		10	36.717	103.4	31.157	115.8	41.674		236.8	1:49.548		
3	<u>36.388</u>	101.0	30.935	117.9	41.560		241.6	1:48.883		11	36.548	103.6	31.040	116.4	41.587		239.5	1:49.175		
4	36.461	101.1	<u>30.797</u>	118.4	<u>41.425</u>		241.6	<u>1:48.683</u>		12	36.448	105.0	31.060	115.0	41.454		238.9	1:48.962		
5	36.613	100.6	31.070	116.1	41.521		241.1	1:49.204		13	36.466	104.1	31.065	124.3	41.701		240.5	1:49.232		
6	36.549	103.1	31.090	113.4	41.791		<u>243.2</u>	1:49.430		14	36.547	<u>106.4</u>	31.290	121.2	42.006		241.6	1:49.843		
7	36.519	103.4	31.043	115.1	41.609		240.5	1:49.171		15	36.704	101.5		30.909	<u>128.6</u>	42.142		236.3	1:49.755	
8	37.670	102.4	31.137	115.8	41.754		<u>243.2</u>	1:50.561		16										

8 EDDIE O'SHEA (GBR)										HONDA									
lap	Sect-1	Speed	Sect-2	Speed	Sect-3	Speed	TopSpeed	laptime	pit	lap	Sect-1	Speed	Sect-2	Speed	Sect-3	Speed	Topspeed	laptime	pit
1		96.3	31.368	122.9	41.738		156.3	1:52.708		9	36.458	102.4	31.169	121.9	41.724		240.0	1:49.351	
2	37.222	93.9	31.769	<u>124.7</u>	41.630		239.5	1:50.621		10	36.782	98.9	31.133	121.2	41.456		242.7	1:49.371	
3	<u>36.420</u>	100.3	31.106	119.9	<u>41.405</u>		<u>243.2</u>	<u>1:48.931</u>		11	36.737	103.9	31.368	115.0	41.616		241.1	1:49.721	
4	36.984	97.7	31.305	114.4	41.508		241.6	1:49.797		12	37.105	95.5	31.732	118.2	41.747		241.6	1:50.584	
5	36.835	99.2	<u>31.097</u>	124.6	41.720		241.6	1:49.652		13	36.673	101.6	31.396	116.1	41.723		242.2	1:49.792	
6	36.599	98.0	31.289	117.8	41.794		241.1	1:49.682		14	36.677	<u>104.9</u>	31.481	120.3	42.374		242.2	1:50.532	
7	37.204	98.3	31.098	118.6	41.610		241.1	1:49.912		15	36.919	98.6	31.339	118.3	41.813		235.8	1:50.071	
8	36.926	99.4	31.435	120.7	41.708		241.1	1:50.069		16									

10 NICO CARRARO (ITA)										GASGAS										
lap	Sect-1	Speed	Sect-2	Speed	Sect-3	Speed	TopSpeed	laptime	pit	lap	Sect-1	Speed	Sect-2	Speed	Sect-3	Speed	Topspeed	laptime	pit	
1		96.6	31.603	119.9	41.615		154.1	1:52.351		9	36.523	<u>101.9</u>	<u>31.050</u>	117.6	<u>41.479</u>		241.1	<u>1:49.052</u>		
2	36.926	96.3	31.391	120.3	41.579		248.3	1:49.896		10	36.939	100.1	31.133	117.3	41.600		238.4	1:49.672		
3	<u>36.405</u>	98.1	31.222	118.0	41.671		246.6	1:49.298		11	37.146	99.4	31.138	114.8	41.644		239.5	1:49.928		
4	36.763	99.4	31.071	118.4	41.499		240.5	1:49.333		12	37.376	99.3	31.809	111.5	41.841		238.4	1:51.026		
5	36.736	100.7	31.161	117.9	41.489		240.0	1:49.386		13	37.029	101.7	31.069	117.5	41.687		<u>248.8</u>	1:49.785		
6	36.894	101.6	31.631	115.5	41.948		239.5	1:50.473		14	37.090	97.5	31.127	118.9	42.659		247.7	1:50.876		
7	37.650	101.3	31.092	116.6	41.665		233.8	1:50.407		15	37.299	98.8		31.177	<u>120.7</u>	41.839		240.0	1:50.315	
8	37.120	96.7	31.143	120.4	41.636		245.5	1:49.899		16										

11 ADRIÁN CRUCES (ESP)										KTM									
lap	Sect-1	Speed	Sect-2	Speed	Sect-3	Speed	TopSpeed	laptime	pit	lap	Sect-1	Speed	Sect-2	Speed	Sect-3	Speed	Topspeed	laptime	pit
1		98.6	31.315	<u>123.6</u>	41.775		144.4	1:51.380		7	37.095	99.9	31.320	119.2	41.886		233.3	1:50.301	
2	37.010	99.4	31.355	115.1	41.844		238.4	1:50.209		8	37.096	100.5	32.446	114.2	42.078		<u>242.7</u>	1:51.620	


FIM JUNIORGP WORLD CHAMPIONSHIP - PORTIMAO

Autódromo Internacional do Algarve

JuniorGP

29 June - 2 July 2023

Laps and Sector Times - Race 2 - 15 Laps

Autodromo Internacional Algarve - 4592mtr.

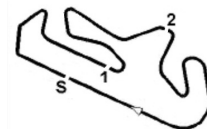
3	36.689	100.4	31.276	119.5	41.798	237.9	1:49.763	9	37.465	100.7	31.618	118.9	42.428	239.5	1:51.511
4	<u>36.679</u>	101.9	31.179	121.1	<u>41.453</u>	237.9	<u>1:49.311</u>	10	37.789	99.0	31.670	119.9	41.996	233.8	1:51.455
5	36.780	101.0	<u>31.153</u>	118.4	41.495	236.8	1:49.428	11	37.393	101.7	31.866	114.0	42.510	234.8	1:51.769
6	36.949	<u>102.9</u>	31.608	116.0	42.033	233.8	1:50.590	12	37.802	100.6	31.865	117.3	Pit In	232.8	<u>2:13.488</u>

12 JACOB ROULSTONE (AUS)									GASGAS										
lap	Sect-1	Speed	Sect-2	Speed	Sect-3	Speed	TopSpeed	laptime	pit	lap	Sect-1	Speed	Sect-2	Speed	Sect-3	Speed	Topspeed	laptime	pit
1		99.1	31.230	122.4	41.996		146.5	1:52.001		9	36.582	100.8	<u>31.154</u>	123.0	41.620		241.1	1:49.356	
2	36.713	99.2	31.480	117.4	41.869		242.2	1:50.062		10	36.708	101.5	31.231	119.9	41.714		238.9	1:49.653	
3	36.883	99.3	31.189	120.5	41.679		236.8	1:49.751		11	36.883	102.5	31.306	115.3	41.729		240.0	1:49.918	
4	36.744	99.4	31.242	120.1	41.528		241.6	1:49.514		12	37.165	96.3	31.683	120.4	41.862		242.2	1:50.710	
5	36.644	100.9	31.174	118.4	<u>41.465</u>		240.0	<u>1:49.283</u>		13	<u>36.517</u>	98.6	31.477	117.8	41.625		<u>246.6</u>	1:49.619	
6	37.130	<u>104.4</u>	31.425	120.5	41.746		242.7	1:50.301		14	36.572	102.8	31.572	116.4	43.203		241.6	1:51.347	
7	36.580	99.0	31.361	<u>123.6</u>	41.986		241.1	1:49.927		15	37.817	101.7	31.343	121.6	42.077		237.9	1:51.237	
8	36.681	98.8	31.394	120.8	41.813		240.5	1:49.888		16									

14 CORMAC BUCHANAN (NZL)									KTM										
lap	Sect-1	Speed	Sect-2	Speed	Sect-3	Speed	TopSpeed	laptime	pit	lap	Sect-1	Speed	Sect-2	Speed	Sect-3	Speed	Topspeed	laptime	pit
1		97.6	31.489	119.7	41.698		147.5	1:52.053		9	<u>36.519</u>	99.7	<u>30.974</u>	120.8	41.490		242.7	<u>1:48.983</u>	
2	36.877	102.1	31.523	120.7	41.605		244.3	1:50.005		10	36.570	<u>103.1</u>	31.090	120.3	41.384		243.8	1:49.044	
3	37.134	97.4	31.290	119.3	41.566		236.3	1:49.990		11	36.593	100.9	31.246	115.3	41.801		242.2	1:49.640	
4	37.010	99.9	31.293	116.1	<u>41.184</u>		<u>246.0</u>	1:49.487		12	37.169	96.6	31.671	117.1	41.844		237.9	1:50.684	
5	37.006	100.9	31.064	118.3	41.216		244.3	1:49.286		13	37.153	101.4	31.301	117.4	41.634		240.0	1:50.088	
6	36.898	100.0	31.553	116.6	42.008		242.2	1:50.459		14	37.001	101.3	31.176	<u>121.2</u>	42.562		242.7	1:50.739	
7	37.427	99.0	31.293	117.8	41.483		244.3	1:50.203		15	36.870	100.0	31.262	117.1	42.042		240.0	1:50.174	
8	37.090	98.7	31.488	116.6	41.734		243.8	1:50.312		16									

18 ÁNGEL PIQUERAS (ESP)									HONDA										
lap	Sect-1	Speed	Sect-2	Speed	Sect-3	Speed	TopSpeed	laptime	pit	lap	Sect-1	Speed	Sect-2	Speed	Sect-3	Speed	Topspeed	laptime	pit
1		100.0	31.285	120.1	41.614		145.0	1:50.674		9	36.578	102.4	31.198	119.2	41.685		237.4	1:49.461	
2	36.685	99.4	31.198	117.0	41.686		236.3	1:49.569		10	36.604	103.3	31.298	119.9	41.717		237.9	1:49.619	
3	<u>36.318</u>	99.8	30.996	122.4	<u>41.414</u>		<u>239.5</u>	<u>1:48.728</u>		11	36.624	101.6	31.244	118.3	41.630		237.9	1:49.498	
4	36.468	102.2	<u>30.969</u>	122.0	41.498		234.8	1:48.935		12	36.622	102.2	31.251	117.4	41.772		236.8	1:49.645	
5	36.533	102.7	31.051	118.4	41.454		235.3	1:49.038		13	36.470	101.3	31.251	120.4	41.791		238.9	1:49.512	
6	36.526	<u>103.5</u>	31.236	117.1	41.491		235.8	1:49.253		14	36.880	102.5	31.286	120.3	41.841		236.3	1:50.007	
7	36.570	101.7	31.185	119.2	41.688		235.3	1:49.443		15	36.426	102.6	31.112	<u>124.1</u>	42.201		<u>239.5</u>	1:49.739	
8	36.629	101.9	31.143	115.8	41.553		237.4	1:49.325		16									

19 ALESSANDRO MOROSI (ITA)									KTM										
lap	Sect-1	Speed	Sect-2	Speed	Sect-3	Speed	TopSpeed	laptime	pit	lap	Sect-1	Speed	Sect-2	Speed	Sect-3	Speed	Topspeed	laptime	pit
1		93.1	31.539	116.9	45.252		153.4	1:56.788		9	36.668	101.2	<u>30.979</u>	123.0	41.690		237.9	1:49.337	
2	36.916	98.6	31.564	122.0	41.903		242.2	1:50.383		10	36.699	102.6	31.156	125.1	41.779		240.0	1:49.634	
3	36.695	101.8	31.451	122.4	41.835		<u>243.2</u>	1:49.981		11	36.783	102.8	31.145	121.5	41.888		234.3	1:49.816	
4	36.660	101.5	31.192	118.6	41.850		235.3	1:49.702		12	<u>36.551</u>	102.9	31.155	121.8	41.735		236.3	1:49.441	
5	36.679	101.8	31.139	121.9	41.938		236.8	1:49.756		13	36.652	101.2	31.066	121.8	41.679		238.4	1:49.397	
6	36.700	101.6	31.144	119.3	<u>41.427</u>		235.8	<u>1:49.271</u>		14	36.785	102.6	31.130	123.0	41.576		239.5	1:49.491	
7	36.604	<u>105.4</u>	31.414	119.1	41.874		240.5	1:49.892		15	36.632	101.3	31.435	<u>127.7</u>	42.152		242.7	1:50.219	


FIM JUNIORGP WORLD CHAMPIONSHIP - PORTIMAO

Autódromo Internacional do Algarve

JuniorGP

29 June - 2 July 2023

Laps and Sector Times - Race 2 - 15 Laps

Autodromo Internacional Algarve - 4592mtr.

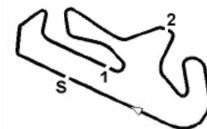
8	36.563	100.9	31.103	119.5	41.929	236.8	1:49.595	16										
---	--------	-------	--------	-------	--------	-------	----------	----	--	--	--	--	--	--	--	--	--	--

22 DAVID ALMANSA (ESP)									KTM										
lap	Sect-1	Speed	Sect-2	Speed	Sect-3	Speed	TopSpeed	laptime	pit	lap	Sect-1	Speed	Sect-2	Speed	Sect-3	Speed	Topspeed	laptime	pit
1		97.7	31.293	120.5	41.532		148.6	1:50.779		9	36.542	101.4	31.345	116.5	41.427		242.2	1:49.314	
2	<u>36.427</u>	101.8	31.282	119.6	41.696		240.5	1:49.405		10	36.738	100.8	31.265	118.9	41.631		237.9	1:49.634	
3	36.522	99.7	31.062	<u>121.5</u>	<u>41.282</u>		236.8	<u>1:48.866</u>		11	36.696	100.7	31.366	117.4	41.449		238.9	1:49.511	
4	36.571	100.2	<u>31.016</u>	120.4	41.298		238.4	1:48.885		12	36.674	101.6	31.395	121.2	41.524		236.3	1:49.593	
5	36.677	101.3	31.073	119.3	41.467		232.3	1:49.217		13	36.573	101.5	31.298	120.1	41.892		235.8	1:49.763	
6	36.457	<u>102.8</u>	31.219	116.1	41.616		240.0	1:49.292		14	36.807	101.2	31.294	118.4	41.695		<u>242.7</u>	1:49.796	
7	36.464	102.5	31.206	117.1	41.700		240.0	1:49.370		15	36.637	97.3	31.193	121.3	41.923		240.5	1:49.753	
8	36.648	100.3	31.109	116.3	41.599		240.0	1:49.356		16									

23 ELIA BARTOLINI (ITA)									HONDA										
lap	Sect-1	Speed	Sect-2	Speed	Sect-3	Speed	TopSpeed	laptime	pit	lap	Sect-1	Speed	Sect-2	Speed	Sect-3	Speed	Topspeed	laptime	pit
1		97.7	31.574	125.0	41.657		152.8	1:52.186		9	36.390	<u>102.5</u>	31.448	122.0	41.378		238.4	1:49.216	
2	37.614	93.8	32.216	<u>125.1</u>	41.546		240.0	1:51.376		10	36.779	98.0	31.144	119.3	41.404		240.0	1:49.327	
3	<u>36.333</u>	101.3	31.747	124.7	41.336		241.1	1:49.416		11	36.892	98.6	31.267	115.1	41.527		240.5	1:49.686	
4	36.564	97.6	31.293	115.1	<u>41.312</u>		240.0	<u>1:49.169</u>		12	37.163	97.6	31.731	116.9	41.700		240.0	1:50.594	
5	37.101	96.3	31.205	118.8	41.482		240.0	1:49.788		13	37.016	98.9	31.309	119.7	41.476		241.1	1:49.801	
6	36.854	101.6	31.346	119.1	41.501		238.9	1:49.701		14	37.171	98.3	31.176	120.4	42.667		<u>242.2</u>	1:51.014	
7	37.107	98.4	<u>31.058</u>	116.6	41.565		240.0	1:49.730		15	37.195	96.3	31.217	115.5	41.819		240.0	1:50.231	
8	37.046	95.9	31.581	115.3	41.644		238.9	1:50.271		16									

28 GEOFFREY EMMANUEL (IND)									KTM										
lap	Sect-1	Speed	Sect-2	Speed	Sect-3	Speed	TopSpeed	laptime	pit	lap	Sect-1	Speed	Sect-2	Speed	Sect-3	Speed	Topspeed	laptime	pit
1		92.7	32.806	112.0	43.179		167.7	1:57.627		9	38.419	99.5	32.774	110.2	43.125		231.8	1:54.318	
2	37.868	99.0	32.970	107.5	43.182		<u>238.4</u>	1:54.020		10	38.143	98.5	32.898	103.6	42.980		230.3	1:54.021	
3	37.894	97.6	32.588	111.7	42.985		235.8	1:53.467		11	38.111	97.6	32.651	109.4	43.111		232.8	1:53.873	
4	37.980	98.8	<u>32.416</u>	106.5	42.853		233.3	1:53.249		12	38.166	99.1	32.621	<u>115.8</u>	43.558		231.3	1:54.345	
5	37.953	<u>101.2</u>	32.854	108.4	42.819		232.8	1:53.626		13	38.415	95.8	32.892	110.4	43.097		228.3	1:54.404	
6	38.186	97.4	32.661	104.4	43.054		230.3	1:53.901		14	38.500	99.4	32.941	109.4	43.552		229.3	1:54.993	
7	<u>37.631</u>	98.8	32.568	110.0	<u>42.718</u>		236.3	<u>1:52.917</u>		15	38.433	95.2	32.995	112.1	43.729		229.3	1:55.157	
8	38.231	96.9	32.849	110.3	43.067		232.8	1:54.147		16									

34 CESARE TIEZZI (ITA)									KTM										
lap	Sect-1	Speed	Sect-2	Speed	Sect-3	Speed	TopSpeed	laptime	pit	lap	Sect-1	Speed	Sect-2	Speed	Sect-3	Speed	Topspeed	laptime	pit
1		90.2	32.450	113.3	42.242		169.8	1:56.080		9	37.290	102.0	31.946	115.8	42.357		236.8	1:51.593	
2	37.460	95.7	32.035	114.4	42.574		<u>241.6</u>	1:52.069		10	37.116	100.1	31.791	117.1	42.811		236.8	1:51.718	
3	37.390	97.1	31.879	113.0	<u>42.178</u>		240.5	1:51.447		11	37.012	100.2	31.711	115.8	42.382		236.8	1:51.105	
4	<u>36.985</u>	101.6	<u>31.597</u>	117.0	42.362		236.8	1:50.944		12	37.335	98.3	31.827	118.0	42.574		233.8	1:51.736	
5	37.003	100.9	31.603	119.7	42.213		239.5	<u>1:50.819</u>		13	37.209	<u>102.4</u>	31.981	115.5	42.320		236.8	1:51.510	
6	37.631	99.6	31.732	<u>119.9</u>	42.216		237.9	1:51.579		14	37.078	100.1	31.757	118.2	42.440		237.9	1:51.275	
7	37.206	101.0	31.795	117.1	42.518		235.3	1:51.519		15	37.208	101.9	31.904	119.2	42.460		235.8	1:51.572	
8	37.464	101.8	31.957	118.9	42.490		235.3	1:51.911		16									



FIM JUNIORGP WORLD CHAMPIONSHIP - PORTIMAO

Autódromo Internacional do Algarve

JuniorGP

29 June - 2 July 2023

Laps and Sector Times - Race 2 - 15 Laps

Autodromo Internacional Algarve - 4592mtr.

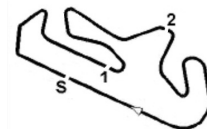
36 ANGUS GRENFELL (AUS)										HONDA									
lap	Sect-1	Speed	Sect-2	Speed	Sect-3	Speed	TopSpeed	laptime	pit	lap	Sect-1	Speed	Sect-2	Speed	Sect-3	Speed	Topspeed	laptime	pit
1		98.9	31.588	116.8	<u>42.188</u>		161.7	1:54.216		9	37.488	102.5	33.242	117.6	42.771		228.8	1:53.501	
2	40.324	97.3	32.015	116.5	42.706		235.3	1:55.045		10	37.640	101.1	32.024	117.6	43.490		228.8	1:53.154	
3	37.661	96.9	31.873	116.4	42.660		234.3	1:52.194		11	37.783	99.3	31.823	117.5	42.849		232.8	1:52.455	
4	37.491	<u>103.3</u>	31.969	118.7	42.737		230.3	1:52.197		12	38.063	95.2	32.099	115.9	42.926		228.3	1:53.088	
5	37.403	98.9	<u>31.486</u>	<u>119.7</u>	42.475		231.8	<u>1:51.364</u>		13	37.941	98.8	31.986	115.9	43.135		226.9	1:53.062	
6	37.413	103.1	31.851	114.4	42.753		231.3	1:52.017		14	38.026	98.4	32.029	117.8	42.721		233.3	1:52.776	
7	<u>37.197</u>	100.9	31.678	119.6	42.755		<u>236.8</u>	1:51.630		15	37.590	99.7	32.243	117.4	42.667		230.8	1:52.500	
8	37.839	100.1	32.037	115.9	42.943		227.4	1:52.819		16									

37 ALESSIO MATTEI (ITA)										KTM									
lap	Sect-1	Speed	Sect-2	Speed	Sect-3	Speed	TopSpeed	laptime	pit	lap	Sect-1	Speed	Sect-2	Speed	Sect-3	Speed	Topspeed	laptime	pit
1		91.8	32.381	115.3	<u>42.130</u>		165.1	1:55.658		9	37.688	<u>104.8</u>	32.796	117.3	43.055		226.4	1:53.539	
2	37.448	94.4	31.962	114.9	42.268		<u>241.1</u>	<u>1:51.678</u>		10	37.729	99.4	32.180	114.8	43.122		233.3	1:53.031	
3	37.711	98.1	31.961	<u>118.6</u>	42.497		<u>241.1</u>	1:52.169		11	37.941	99.2	32.048	115.0	42.830		228.3	1:52.819	
4	37.688	100.6	<u>31.770</u>	115.0	42.561		228.8	1:52.019		12	37.907	97.4	32.187	111.9	42.980		236.8	1:53.074	
5	<u>37.388</u>	99.2	31.901	114.9	42.557		236.3	1:51.846		13	37.782	96.4	32.098	112.9	42.737		237.4	1:52.617	
6	38.785	99.1	31.992	115.3	42.801		232.3	1:53.578		14	38.237	97.7	32.408	113.2	42.596		229.8	1:53.241	
7	37.491	101.6	31.857	114.5	42.731		232.8	1:52.079		15	37.635	99.6	32.128	113.3	42.921		236.8	1:52.684	
8	37.642	99.2	32.228	116.6	42.680		236.8	1:52.550		16									

48 GABI N PLANQUES (FRA)										KTM									
lap	Sect-1	Speed	Sect-2	Speed	Sect-3	Speed	TopSpeed	laptime	pit	lap	Sect-1	Speed	Sect-2	Speed	Sect-3	Speed	Topspeed	laptime	pit
1		92.9	31.980	117.3	41.898		162.2	1:54.574		9	36.588	100.4	31.278	116.8	41.805		236.8	1:49.671	
2	36.893	100.7	31.455	117.4	<u>41.710</u>		<u>244.3</u>	1:50.058		10	36.816	99.8	31.528	119.2	41.712		239.5	1:50.056	
3	36.576	99.7	31.454	114.9	41.815		237.9	1:49.845		11	<u>36.522</u>	101.6	31.272	117.5	41.796		240.0	<u>1:49.590</u>	
4	36.725	97.6	31.483	113.6	42.069		234.8	1:50.277		12	<u>36.662</u>	100.3	<u>31.258</u>	<u>119.6</u>	1:13.218		234.8	2:21.138	
5	36.955	98.6	31.628	114.3	41.954		233.8	1:50.537		13	38.509	101.5	32.194	114.6	43.085		218.6	1:53.788	
6	36.867	100.6	31.601	115.0	41.991		231.3	1:50.459		14	39.254	98.1	32.924	111.5	43.139		228.8	1:55.317	
7	36.990	<u>102.7</u>	31.421	116.9	41.750		232.8	1:50.161		15	38.042	99.9	32.347	113.2	43.229		231.3	1:53.618	
8	36.702	100.4	31.374	114.3	41.925		237.9	1:50.001		16									

50 LEO RAMMERSTORFER (AUT)										HUSQVARNA									
lap	Sect-1	Speed	Sect-2	Speed	Sect-3	Speed	TopSpeed	laptime	pit	lap	Sect-1	Speed	Sect-2	Speed	Sect-3	Speed	Topspeed	laptime	pit
1		93.4	32.032	115.8	42.244		163.6	1:55.325		9	36.860	102.4	31.340	118.9	41.701		<u>242.7</u>	1:49.901	
2	37.646	97.6	31.947	117.6	42.280		240.0	1:51.873		10	36.884	101.3	31.279	<u>123.9</u>	41.875		236.3	1:50.038	
3	37.311	100.7	31.388	116.8	41.791		238.9	1:50.490		11	36.849	99.8	31.321	117.5	41.719		236.8	1:49.889	
4	36.885	99.4	31.245	115.9	41.768		241.6	1:49.898		12	36.745	100.2	31.436	121.8	42.310		237.9	1:50.491	
5	37.318	97.7	31.589	118.2	<u>41.549</u>		238.4	1:50.456		13	36.981	100.4	31.532	116.6	41.972		233.8	1:50.485	
6	37.152	99.6	31.250	<u>123.9</u>	41.760		237.9	1:50.162		14	36.878	<u>103.1</u>	31.444	120.4	42.091		236.3	1:50.413	
7	36.788	100.3	31.307	120.1	41.710		241.1	1:49.805		15	37.016	96.4	31.712	115.5	42.115		236.3	1:50.843	
8	<u>36.671</u>	100.1	<u>31.235</u>	118.8	41.713		239.5	<u>1:49.619</u>		16									

55 NOAH DETTWILER (CHE)										KTM									
lap	Sect-1	Speed	Sect-2	Speed	Sect-3	Speed	TopSpeed	laptime	pit	lap	Sect-1	Speed	Sect-2	Speed	Sect-3	Speed	Topspeed	laptime	pit
1		95.5	31.699	116.9	42.178		162.2	1:54.512		9	36.698	104.1	31.486	114.5	42.020		239.5	1:50.204	
2	38.180	99.2	31.787	114.2	42.266		235.8	1:52.233		10	36.944	100.5	31.414	116.4	42.033		236.8	1:50.391	


FIM JUNIORGP WORLD CHAMPIONSHIP - PORTIMAO

Autódromo Internacional do Algarve

JuniorGP

29 June - 2 July 2023

Laps and Sector Times - Race 2 - 15 Laps

Autodromo Internacional Algarve - 4592mtr.

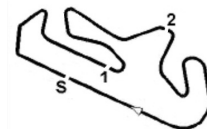
3	36.940	103.4	31.860	118.3	41.950	230.3	1:50.750	11	36.765	100.5	31.395	114.3	41.909	239.5	1:50.069
4	36.672	99.6	31.410	116.0	41.966	237.4	1:50.048	12	<u>36.638</u>	<u>104.7</u>	31.579	<u>118.7</u>	41.892	239.5	1:50.109
5	36.894	100.1	31.444	116.5	42.046	239.5	1:50.384	13	36.896	97.7	31.567	116.1	42.103	239.5	1:50.566
6	36.931	98.5	31.242	117.6	<u>41.627</u>	237.4	1:49.800	14	36.670	101.9	31.555	114.4	42.033	238.4	1:50.258
7	36.652	101.3	<u>31.190</u>	117.0	41.749	239.5	<u>1:49.591</u>	15	36.711	101.5	31.754	116.0	42.489	<u>240.5</u>	1:50.954
8	36.763	98.9	31.292	116.6	42.026	238.4	1:50.081	16							

57 DANIAL SHAHRIL (MYS)									HONDA										
lap	Sect-1	Speed	Sect-2	Speed	Sect-3	Speed	TopSpeed	laptime	pit	lap	Sect-1	Speed	Sect-2	Speed	Sect-3	Speed	Topspeed	laptime	pit
1		94.3	31.690	116.4	41.722		161.7	1:53.622		9	36.779	101.0	31.296	119.3	41.248		241.6	1:49.323	
2	36.634	98.3	32.017	119.7	41.427		244.9	1:50.078		10	36.510	100.3	<u>31.126</u>	<u>120.3</u>	41.635		243.2	1:49.271	
3	<u>36.411</u>	99.8	31.271	119.3	<u>41.242</u>		243.8	<u>1:48.924</u>		11	36.642	101.8	31.290	118.3	41.277		242.2	1:49.209	
4	36.786	96.9	31.315	116.4	41.385		243.2	1:49.486		12	36.857	94.9	31.582	115.8	41.899		242.7	1:50.338	
5	36.912	98.5	31.210	118.3	41.550		243.2	1:49.672		13	37.230	95.6	31.450	117.1	41.293		<u>247.1</u>	1:49.973	
6	36.613	<u>102.3</u>	31.511	117.3	41.565		244.9	1:49.689		14	36.931	96.0	31.303	117.9	42.051		245.5	1:50.285	
7	37.477	96.9	31.223	115.4	41.361		243.8	1:50.061		15	37.194	98.1	31.238	118.2	41.718		235.3	1:50.150	
8	37.255	96.0	31.975	113.3	41.856		243.8	1:51.086		16									

58 LUCA LUNETTA (ITA)									KTM										
lap	Sect-1	Speed	Sect-2	Speed	Sect-3	Speed	TopSpeed	laptime	pit	lap	Sect-1	Speed	Sect-2	Speed	Sect-3	Speed	Topspeed	laptime	pit
1		97.6	31.543	123.6	41.910		140.1	1:52.154		9	<u>36.273</u>	106.9	31.045	123.3	41.801		239.5	<u>1:49.119</u>	
2	36.837	100.6	31.216	125.7	41.714		<u>245.5</u>	1:49.767		10	36.732	102.7	31.099	121.5	41.782		232.8	1:49.613	
3	36.402	101.6	31.065	119.9	41.878		239.5	1:49.345		11	36.921	100.4	31.367	116.4	41.921		232.8	1:50.209	
4	36.633	102.6	31.128	120.0	<u>41.578</u>		233.3	1:49.339		12	37.225	100.1	31.521	119.9	41.978		232.3	1:50.724	
5	36.770	102.8	<u>31.024</u>	125.7	41.650		232.3	1:49.444		13	36.424	104.2	31.295	119.9	41.887		239.5	1:49.606	
6	37.415	102.9	31.558	117.6	41.821		231.3	1:50.794		14	36.892	<u>108.8</u>	31.545	<u>128.3</u>	43.097		232.8	1:51.534	
7	36.969	101.5	31.133	120.8	41.797		238.4	1:49.899		15	37.607	103.3	31.099	124.9	41.594		236.8	1:50.300	
8	36.681	103.9	31.214	122.3	41.802		236.3	1:49.697		16									

69 MARCOS RUDA (ESP)									KTM										
lap	Sect-1	Speed	Sect-2	Speed	Sect-3	Speed	TopSpeed	laptime	pit	lap	Sect-1	Speed	Sect-2	Speed	Sect-3	Speed	Topspeed	laptime	pit
1		93.5	31.519	117.9	56.247		156.7	2:07.432		9	36.911	101.2	31.355	115.6	41.722		234.3	1:49.988	
2	40.426	96.6	31.980	116.3	42.287		228.3	1:54.693		10	36.890	101.0	31.365	121.6	42.040		<u>242.2</u>	1:50.295	
3	37.631	99.2	31.557	116.4	42.089		230.8	1:51.277		11	36.809	<u>102.8</u>	31.624	119.1	42.162		232.8	1:50.595	
4	37.137	99.0	31.491	117.8	42.082		231.3	1:50.710		12	36.951	98.8	31.423	121.1	42.106		233.3	1:50.480	
5	37.023	100.2	31.527	119.5	42.002		231.8	1:50.552		13	36.923	100.7	31.398	117.8	41.983		233.3	1:50.304	
6	37.007	98.2	31.425	117.0	42.116		231.8	1:50.548		14	36.903	100.4	31.307	121.2	42.023		234.3	1:50.233	
7	36.694	102.1	31.445	118.4	41.982		234.8	1:50.121		15	<u>36.693</u>	99.9	<u>31.245</u>	118.0	<u>41.698</u>		236.3	<u>1:49.636</u>	
8	36.820	100.7	31.343	<u>121.9</u>	42.013		233.3	1:50.176		16									

71 TORIN COLLINS (CAN)									KTM										
lap	Sect-1	Speed	Sect-2	Speed	Sect-3	Speed	TopSpeed	laptime	pit	lap	Sect-1	Speed	Sect-2	Speed	Sect-3	Speed	Topspeed	laptime	pit
1		100.0	32.029	115.3	<u>42.468</u>		162.2	1:55.464		9	37.512	103.4	32.763	117.1	43.223		229.8	1:53.498	
2	37.473	99.7	31.773	115.8	42.489		<u>238.9</u>	1:51.735		10	37.334	101.7	32.403	116.1	43.257		233.8	1:52.994	
3	37.682	99.9	31.886	117.6	42.730		236.8	1:52.298		11	37.380	103.3	32.068	118.9	43.174		231.3	1:52.622	
4	38.147	102.1	31.974	114.5	42.571		231.3	1:52.692		12	37.867	100.7	32.277	112.0	43.047		232.8	1:53.191	
5	37.169	103.1	<u>31.632</u>	115.6	42.558		236.8	<u>1:51.359</u>		13	<u>37.167</u>	<u>105.7</u>	32.283	<u>119.9</u>	43.346		235.8	1:52.796	


FIM JUNIORGP WORLD CHAMPIONSHIP - PORTIMAO

Autódromo Internacional do Algarve

JuniorGP

29 June - 2 July 2023

Laps and Sector Times - Race 2 - 15 Laps

Autodromo Internacional Algarve - 4592mtr.

6	37.614	103.4	31.951	115.5	42.992	238.4	1:52.557	14	37.678	104.0	31.988	117.3	43.192	229.8	1:52.858
7	37.832	101.6	32.087	114.2	42.813	231.8	1:52.732	15	37.510	103.3	32.075	116.4	43.009	232.8	1:52.594
8	37.426	103.0	32.064	118.4	43.246	235.8	1:52.736	16							

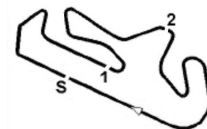
74 ALEX GOURDON (FRA)									HONDA										
lap	Sect-1	Speed	Sect-2	Speed	Sect-3	Speed	TopSpeed	laptime	pit	lap	Sect-1	Speed	Sect-2	Speed	Sect-3	Speed	Topspeed	laptime	pit
1		95.0	31.710	120.7	42.008		161.4	1:54.481		4	37.260	101.4	31.546	118.0	41.907		235.3	1:50.713	
2	38.021	101.8	31.828	119.6	42.420		<u>239.5</u>	1:52.269		5	<u>36.859</u>	97.9	31.519	<u>122.2</u>	42.070		235.3	<u>1:50.448</u>	
3	37.517	100.9	<u>31.503</u>	121.6	<u>41.866</u>		225.9	1:50.886		6	42.290	<u>115.0</u>	40.088	109.4	Pit In		230.3	<u>2:28.512</u>	

78 JAKOB ROSENTHALER (AUT)									HUSQVARNA										
lap	Sect-1	Speed	Sect-2	Speed	Sect-3	Speed	TopSpeed	laptime	pit	lap	Sect-1	Speed	Sect-2	Speed	Sect-3	Speed	Topspeed	laptime	pit
1		95.2	31.420	121.8	41.529		150.4	1:52.210		9	36.779	99.9	31.223	120.8	41.626		243.2	1:49.628	
2	37.213	97.7	31.424	117.3	41.640		244.3	1:50.277		10	36.729	98.2	31.172	<u>124.0</u>	41.880		243.2	1:49.781	
3	37.036	98.0	31.211	119.3	<u>41.364</u>		<u>246.6</u>	1:49.611		11	36.937	101.2	31.212	116.0	41.475		244.3	1:49.624	
4	36.926	100.5	31.382	113.8	41.450		244.9	1:49.758		12	<u>36.595</u>	100.3	31.525	112.0	41.756		244.9	1:49.876	
5	36.884	98.0	31.222	118.6	41.487		243.8	<u>1:49.593</u>		13	36.957	99.7	31.278	119.9	42.477		243.8	1:50.712	
6	36.715	100.1	31.296	116.6	41.751		242.7	1:49.762		14	36.848	99.2	<u>31.074</u>	120.1	41.820		238.9	1:49.742	
7	37.006	102.1	31.119	120.9	41.656		245.5	1:49.781		15	37.102	97.0	31.206	118.3	41.581		240.5	1:49.889	
8	36.950	<u>103.1</u>	31.940	121.1	42.019		243.8	1:50.909		16									

83 ALVARO CARPE (ESP)									HUSQVARNA										
lap	Sect-1	Speed	Sect-2	Speed	Sect-3	Speed	TopSpeed	laptime	pit	lap	Sect-1	Speed	Sect-2	Speed	Sect-3	Speed	Topspeed	laptime	pit
1		97.4	31.342	121.3	41.724		157.9	1:52.767		9	36.659	101.3	31.147	<u>123.7</u>	41.624		237.4	1:49.430	
2	36.825	95.7	31.705	122.2	41.449		238.9	1:49.979		10	36.795	100.8	31.117	119.9	41.670		239.5	1:49.582	
3	<u>36.432</u>	97.4	<u>31.023</u>	119.9	41.776		242.7	<u>1:49.231</u>		11	36.681	99.4	31.420	114.3	41.974		238.9	1:50.075	
4	36.741	97.8	31.172	117.3	41.482		<u>244.9</u>	1:49.395		12	37.089	99.6	31.587	119.7	41.981		237.4	1:50.657	
5	36.588	<u>106.1</u>	31.412	120.4	<u>41.347</u>		238.4	1:49.347		13	36.727	97.9	31.354	118.2	41.629		236.8	1:49.710	
6	36.656	101.7	31.455	117.6	41.920		238.9	1:50.031		14	36.745	99.0	31.389	119.3	43.000		236.3	1:51.134	
7	36.609	98.0	31.284	120.8	41.715		238.9	1:49.608		15	36.578	98.4	31.393	116.5	41.648		240.5	1:49.619	
8	36.637	100.1	31.469	121.6	41.781		237.9	1:49.887		16									

85 XABIER ZURUTUZA (ESP)									KTM										
lap	Sect-1	Speed	Sect-2	Speed	Sect-3	Speed	TopSpeed	laptime	pit	lap	Sect-1	Speed	Sect-2	Speed	Sect-3	Speed	Topspeed	laptime	pit
1		<u>96.1</u>	<u>31.392</u>	<u>121.1</u>	<u>41.564</u>		153.4	<u>1:52.387</u>		2									

89 MARCOS URIARTE (ESP)									HUSQVARNA										
lap	Sect-1	Speed	Sect-2	Speed	Sect-3	Speed	TopSpeed	laptime	pit	lap	Sect-1	Speed	Sect-2	Speed	Sect-3	Speed	Topspeed	laptime	pit
1		91.3	31.525	116.0	45.799		157.7	1:57.121		9	36.647	98.6	31.035	119.1	<u>41.429</u>		238.4	<u>1:49.111</u>	
2	37.113	96.9	31.354	120.5	41.979		241.1	1:50.446		10	<u>36.580</u>	<u>100.6</u>	31.243	121.6	41.684		242.2	1:49.507	
3	37.347	97.1	31.193	117.8	41.917		<u>243.8</u>	1:50.457		11	36.773	97.8	31.028	120.4	41.588		239.5	1:49.389	
4	37.066	96.8	31.269	116.6	41.849		238.9	1:50.184		12	36.702	99.8	<u>30.976</u>	120.1	41.618		238.4	1:49.296	
5	36.711	98.1	31.369	119.5	41.572		242.2	1:49.652		13	36.783	99.2	30.990	120.8	41.672		237.4	1:49.445	
6	36.879	97.4	31.108	121.9	41.704		239.5	1:49.691		14	36.850	100.0	31.013	119.6	41.625		242.2	1:49.488	
7	36.713	98.6	30.994	<u>122.4</u>	41.812		241.1	1:49.519		15	36.765	97.1	31.424	118.8	41.569		240.5	1:49.758	
8	36.660	99.7	31.003	120.0	41.701		239.5	1:49.364		16									



FIM JUNIORGP WORLD CHAMPIONSHIP - PORTIMAO

Autódromo Internacional do Algarve

JuniorGP

29 June - 2 July 2023

Laps and Sector Times - Race 2 - 15 Laps

Autodromo Internacional Algarve - 4592mtr.

91 KOTARO UCHIUMI (JPN)										KTM									
lap	Sect-1	Speed	Sect-2	Speed	Sect-3	Speed	TopSpeed	laptime	pit	lap	Sect-1	Speed	Sect-2	Speed	Sect-3	Speed	Topspeed	laptime	pit
1		92.8	32.284	116.4	42.173		166.9	1:55.501		9	37.423	99.4	31.998	113.2	42.145		237.9	1:51.566	
2	37.851	93.6	31.909	111.8	42.256		235.3	1:52.016		10	37.314	98.8	31.784	118.7	42.495		235.3	1:51.593	
3	37.816	96.3	31.857	115.0	42.383		<u>240.0</u>	1:52.056		11	37.565	97.5	31.862	113.3	42.258		233.3	1:51.685	
4	37.430	99.4	31.824	113.7	42.118		237.4	1:51.372		12	37.340	97.6	31.730	<u>119.9</u>	42.267		235.3	1:51.337	
5	37.344	99.4	<u>31.675</u>	116.8	42.063		238.9	<u>1:51.082</u>		13	37.307	98.3	32.044	114.5	42.235		235.3	1:51.586	
6	37.358	<u>99.8</u>	31.757	118.8	<u>41.999</u>		237.4	1:51.114		14	37.260	99.2	31.774	119.5	42.231		235.8	1:51.265	
7	<u>37.241</u>	97.7	31.761	118.0	42.431		238.4	1:51.433		15	37.372	97.7	31.838	118.9	42.408		237.4	1:51.618	
8	37.676	97.0	31.831	118.8	42.393		238.4	1:51.900		16									

93 FADILLAH ARBI ADITAMA (INA)										HONDA									
lap	Sect-1	Speed	Sect-2	Speed	Sect-3	Speed	TopSpeed	laptime	pit	lap	Sect-1	Speed	Sect-2	Speed	Sect-3	Speed	Topspeed	laptime	pit
1		98.2	<u>31.490</u>	117.6	1:08.073		160.0	2:19.498		9	<u>36.884</u>	<u>103.4</u>	31.953	113.7	42.267		232.3	1:51.104	
2	38.466	91.9	32.328	110.3	42.687		228.8	1:53.481		10	37.001	99.1	31.715	<u>120.0</u>	42.162		231.3	1:50.878	
3	37.462	95.3	31.905	115.3	42.165		230.8	1:51.532		11	37.098	98.3	31.891	114.9	42.239		230.8	1:51.228	
4	37.104	102.1	31.744	119.2	42.152		230.8	1:51.000		12	37.014	98.9	31.774	118.7	41.993		231.3	1:50.781	
5	37.157	96.5	31.640	117.3	41.976		230.3	1:50.773		13	36.985	98.3	31.744	118.7	<u>41.941</u>		231.8	1:50.670	
6	37.115	98.9	31.701	116.6	41.997		229.3	1:50.813		14	37.064	100.9	31.866	117.1	42.401		231.8	1:51.331	
7	36.890	98.1	31.558	118.9	41.963		231.3	<u>1:50.411</u>		15	37.126	99.1	31.990	115.8	42.217		<u>233.8</u>	1:51.333	
8	37.090	100.3	31.701	116.9	42.133		230.8	1:50.924		16									

94 FACUNDO LLAMBIAS (URU)										HONDA									
lap	Sect-1	Speed	Sect-2	Speed	Sect-3	Speed	TopSpeed	laptime	pit	lap	Sect-1	Speed	Sect-2	Speed	Sect-3	Speed	Topspeed	laptime	pit
1		97.1	31.526	119.6	41.669		160.0	1:53.240		9	37.117	<u>103.8</u>	31.258	121.6	41.366		234.8	1:49.741	
2	36.786	94.7	32.340	118.2	41.497		236.8	1:50.623		10	36.856	102.0	31.190	122.0	41.732		237.4	1:49.778	
3	36.595	99.5	31.374	121.9	<u>41.355</u>		<u>238.9</u>	<u>1:49.324</u>		11	36.880	101.7	31.133	122.0	41.528		235.3	1:49.541	
4	<u>36.549</u>	98.4	31.281	117.9	41.744		237.9	1:49.574		12	36.830	101.6	31.269	<u>122.9</u>	41.439		234.8	1:49.538	
5	36.784	102.8	<u>31.089</u>	118.8	41.589		237.4	1:49.462		13	37.000	101.0	31.316	118.8	41.495		236.8	1:49.811	
6	36.775	101.9	31.363	122.2	41.762		237.4	1:49.900		14	37.026	102.8	31.152	122.2	42.072		232.8	1:50.250	
7	36.983	100.5	31.242	118.3	41.423		238.4	1:49.648		15	38.000	99.4	31.353	121.9	41.739		234.8	1:51.092	
8	37.209	98.1	31.615	113.9	42.080		236.8	1:50.904		16									