



FIM JUNIORGP WORLD CHAMPIONSHIP - PORTIMAO

Autódromo Internacional do Algarve

JuniorGP

29 June - 2 July 2023

Laps and Sector Times - Race 1 - 15 Laps

Autodromo Internacional Algarve - 4592mtr.

5 TATCHAKORN BUASRI (THA)									HONDA										
lap	Sect-1	Speed	Sect-2	Speed	Sect-3	Speed	TopSpeed	laptime	pit	lap	Sect-1	Speed	Sect-2	Speed	Sect-3	Speed	Topspeed	laptime	pit
1		97.1	31.210	124.9	41.407		150.0	1:51.416		9	36.418	102.4	31.242	<u>125.6</u>	41.728		240.5	1:49.388	
2	36.946	96.8	31.081	121.2	41.421		242.2	1:49.448		10	36.541	100.7	31.288	121.2	41.569		240.0	1:49.398	
3	36.712	103.2	31.389	119.6	41.273		242.2	1:49.374		11	36.579	97.5	31.192	122.3	42.957		242.2	1:50.728	
4	36.551	99.5	31.133	119.9	41.421		242.2	1:49.105		12	36.621	99.4	31.073	122.3	41.496		<u>243.2</u>	1:49.190	
5	36.733	100.0	31.239	116.1	41.716		241.6	1:49.688		13	<u>36.312</u>	101.9	<u>30.998</u>	122.9	41.411		241.1	<u>1:48.721</u>	
6	36.583	101.3	31.146	120.8	41.426		238.4	1:49.155		14	36.754	99.8	31.257	121.9	41.813		241.1	1:49.824	
7	36.467	<u>104.7</u>	31.215	122.6	<u>41.228</u>		238.9	1:48.910		15	36.831	102.3	31.402	124.3	41.636		233.8	1:49.869	
8	36.732	102.1	31.134	124.6	41.464		242.7	1:49.330		16									

7 JOEL ESTEBAN (ESP)									GASGAS										
lap	Sect-1	Speed	Sect-2	Speed	Sect-3	Speed	TopSpeed	laptime	pit	lap	Sect-1	Speed	Sect-2	Speed	Sect-3	Speed	Topspeed	laptime	pit
1		105.4	31.416	127.7	41.359		164.6	1:52.707		9	36.553	<u>109.8</u>	31.421	122.6	41.799		237.9	1:49.773	
2	36.490	100.0	30.960	124.0	41.606		<u>250.6</u>	1:49.056		10	36.713	100.2	31.073	116.3	41.872		244.9	1:49.658	
3	36.433	100.0	31.072	117.8	41.383		240.0	<u>1:48.888</u>		11	36.498	99.2	31.064	119.6	42.055		246.0	1:49.617	
4	36.462	101.7	30.999	120.3	41.891		243.2	1:49.352		12	36.507	101.8	30.939	122.9	41.543		248.3	1:48.989	
5	36.479	102.5	<u>30.870</u>	120.8	41.622		244.3	1:48.971		13	36.400	105.7	31.117	124.6	41.712		240.5	1:49.229	
6	36.497	102.3	31.125	127.5	41.530		241.1	1:49.152		14	36.653	103.7	31.326	121.1	42.338		245.5	1:50.317	
7	<u>36.363</u>	103.5	31.236	122.3	<u>41.322</u>		247.1	1:48.921		15	37.264	100.5	31.147	<u>130.0</u>	41.702		240.0	1:50.113	
8	36.672	101.4	30.954	123.1	41.636		246.0	1:49.262		16									

8 EDDIE O'SHEA (GBR)									HONDA										
lap	Sect-1	Speed	Sect-2	Speed	Sect-3	Speed	TopSpeed	laptime	pit	lap	Sect-1	Speed	Sect-2	Speed	Sect-3	Speed	Topspeed	laptime	pit
1		94.4	31.358	120.5	41.800		154.7	1:52.225		3	36.841	<u>100.0</u>	31.133	121.6	<u>41.144</u>		242.7	1:49.118	
2	<u>36.396</u>	98.5	<u>31.014</u>	<u>121.8</u>	41.244		<u>243.8</u>	<u>1:48.654</u>		4									

10 NICO CARRARO (ITA)									GASGAS										
lap	Sect-1	Speed	Sect-2	Speed	Sect-3	Speed	TopSpeed	laptime	pit	lap	Sect-1	Speed	Sect-2	Speed	Sect-3	Speed	Topspeed	laptime	pit
1		95.3	31.300	121.3	41.437		153.2	1:51.764		9	36.546	102.3	31.094	119.9	41.517		244.3	1:49.157	
2	36.899	94.9	31.281	119.5	41.543		248.8	1:49.723		10	37.058	<u>105.2</u>	31.104	118.3	41.511		244.9	1:49.673	
3	36.683	94.7	31.106	115.8	41.648		247.7	1:49.437		11	36.568	100.2	31.056	117.5	42.198		249.4	1:49.822	
4	<u>36.490</u>	101.6	<u>30.880</u>	121.3	41.762		244.9	1:49.132		12	36.570	98.9	31.128	119.9	41.622		245.5	1:49.320	
5	36.715	103.3	31.000	118.2	<u>41.258</u>		243.8	<u>1:48.973</u>		13	36.849	100.0	31.098	118.9	41.287		245.5	1:49.234	
6	36.769	100.3	31.125	117.6	41.699		236.8	1:49.593		14	37.360	100.9	31.321	120.5	41.495		<u>250.0</u>	1:50.176	
7	36.758	101.5	31.047	120.7	41.330		242.2	1:49.135		15	37.387	97.2	31.468	<u>122.4</u>	41.463		245.5	1:50.318	
8	36.631	101.0	31.052	121.2	41.614		242.2	1:49.297		16									

11 ADRIÁN CRUCES (ESP)									KTM										
lap	Sect-1	Speed	Sect-2	Speed	Sect-3	Speed	TopSpeed	laptime	pit	lap	Sect-1	Speed	Sect-2	Speed	Sect-3	Speed	Topspeed	laptime	pit
1		98.1	<u>31.055</u>	119.2	41.629		145.2	1:51.161		3	36.748	<u>101.2</u>	31.213	118.3	<u>41.199</u>		<u>244.3</u>	<u>1:49.160</u>	
2	37.046	99.7	31.117	<u>119.9</u>	41.362		239.5	1:49.525		4									

12 JACOB ROULSTONE (AUS)									GASGAS										
lap	Sect-1	Speed	Sect-2	Speed	Sect-3	Speed	TopSpeed	laptime	pit	lap	Sect-1	Speed	Sect-2	Speed	Sect-3	Speed	Topspeed	laptime	pit
1		100.6	31.163	117.9	41.441		145.9	1:50.741		9	37.771	<u>110.2</u>	31.620	119.6	41.352		244.3	1:50.743	
2	37.143	101.4	<u>31.007</u>	119.7	41.512		239.5	1:49.662		10	36.620	99.1	31.558	116.5	41.811		241.6	1:49.989	
3	37.072	102.0	31.034	116.0	<u>41.229</u>		231.3	1:49.335		11	36.573	101.3	31.168	120.9	41.495		246.0	1:49.236	



FIM JUNIORGP WORLD CHAMPIONSHIP - PORTIMAO

Autódromo Internacional do Algarve

JuniorGP

29 June - 2 July 2023

Laps and Sector Times - Race 1 - 15 Laps

Autodromo Internacional Algarve - 4592mtr.

4	36.543	100.2	31.254	119.6	41.695	245.5	1:49.492	12	36.701	101.2	31.037	119.7	41.421	243.2	1:49.159
5	36.598	100.9	31.286	120.8	41.309	<u>247.7</u>	1:49.193	13	<u>36.352</u>	103.9	31.217	115.9	42.082	245.5	1:49.651
6	36.598	97.5	31.535	120.1	41.733	242.2	1:49.866	14	36.689	101.8	31.223	118.2	41.420	242.7	1:49.332
7	36.660	102.3	31.153	122.0	41.342	245.5	<u>1:49.155</u>	15	36.689	100.0	31.310	123.6	41.755	241.1	1:49.754
8	36.501	102.6	31.259	<u>123.7</u>	41.610	245.5	1:49.370	16							

14 CORMAC BUCHANAN (NZL)									KTM											
lap	Sect-1	Speed	Sect-2	Speed	Sect-3	Speed	TopSpeed	laptime	pit	lap	Sect-1	Speed	Sect-2	Speed	Sect-3	Speed	Topspeed	laptime	pit	
1		100.7	31.070	118.7	<u>41.389</u>		146.3	<u>1:50.787</u>		2	<u>36.663</u>	<u>102.2</u>	<u>30.773</u>	<u>123.4</u>		Pit In		<u>241.1</u>	<u>2:27.250</u>	

18 ÁNGEL PIQUERAS (ESP)									HONDA										
lap	Sect-1	Speed	Sect-2	Speed	Sect-3	Speed	TopSpeed	laptime	pit	lap	Sect-1	Speed	Sect-2	Speed	Sect-3	Speed	Topspeed	laptime	pit
1		98.5	31.344	120.4	41.664		144.0	1:50.601		9	36.488	99.3	31.228	127.1	41.692		241.1	1:49.408	
2	37.168	100.3	<u>30.797</u>	123.6	41.530		235.8	1:49.495		10	<u>36.267</u>	102.3	31.287	122.2	41.637		<u>241.6</u>	1:49.191	
3	36.517	99.4	31.125	117.5	41.610		240.0	1:49.252		11	36.643	102.0	31.257	119.5	41.587		236.3	1:49.487	
4	36.464	97.8	31.481	118.9	41.566		241.1	1:49.511		12	36.696	101.1	31.118	120.8	41.591		235.3	1:49.405	
5	36.545	102.5	31.062	122.0	41.439		238.4	<u>1:49.046</u>		13	36.625	99.4	31.376	117.0	41.627		235.8	1:49.628	
6	36.875	100.9	31.422	122.0	41.410		234.3	1:49.707		14	37.564	98.9	31.089	121.5	41.962		236.8	1:50.615	
7	36.646	99.4	31.158	118.3	<u>41.380</u>		237.4	1:49.184		15	37.961	100.2	31.082	<u>132.5</u>	41.407		240.0	1:50.450	
8	36.930	<u>103.2</u>	31.123	123.6	41.416		236.8	1:49.469		16									

19 ALESSANDRO MOROSI (ITA)									KTM										
lap	Sect-1	Speed	Sect-2	Speed	Sect-3	Speed	TopSpeed	laptime	pit	lap	Sect-1	Speed	Sect-2	Speed	Sect-3	Speed	Topspeed	laptime	pit
1		99.8	31.072	123.4	41.724		149.4	1:52.234		9	36.489	103.5	31.086	120.4	41.469		241.6	1:49.044	
2	36.644	97.4	31.194	121.6	41.693		241.6	1:49.531		10	36.694	103.6	31.218	118.9	41.626		241.1	1:49.538	
3	36.602	99.3	31.088	117.9	41.497		242.7	1:49.187		11	36.723	100.7	31.154	119.6	41.780		241.1	1:49.657	
4	36.709	99.8	31.217	120.7	41.706		<u>243.2</u>	1:49.632		12	36.635	102.1	31.097	119.7	41.562		242.7	1:49.294	
5	<u>36.337</u>	103.0	31.039	121.3	41.873		241.6	1:49.249		13	36.501	102.8	31.157	114.8	41.644		237.4	1:49.302	
6	36.379	<u>106.1</u>	31.338	116.9	<u>41.327</u>		239.5	<u>1:49.044</u>		14	37.034	96.3	31.065	<u>124.6</u>	41.889		238.9	1:49.988	
7	36.647	99.4	31.008	118.0	41.516		241.6	1:49.171		15	37.323	99.4	31.298	118.6	41.931		241.6	1:50.552	
8	36.595	100.3	<u>30.975</u>	120.5	41.640		242.2	1:49.210		16									

22 DAVID ALMANSA (ESP)									KTM										
lap	Sect-1	Speed	Sect-2	Speed	Sect-3	Speed	TopSpeed	laptime	pit	lap	Sect-1	Speed	Sect-2	Speed	Sect-3	Speed	Topspeed	laptime	pit
1		99.8	31.284	118.6	41.522		148.4	1:50.598		9	36.787	100.3	31.361	120.8	41.814		233.8	1:49.962	
2	36.665	102.6	31.056	118.8	41.578		235.3	1:49.299		10	36.324	101.5	31.285	120.5	41.809		238.9	1:49.418	
3	36.573	101.5	31.087	121.5	41.642		235.3	1:49.302		11	36.905	98.7	31.133	120.1	42.581		241.6	1:50.619	
4	36.758	<u>104.3</u>	31.254	123.1	41.846		234.8	1:49.858		12	36.713	98.3	31.032	120.8	<u>41.324</u>		<u>244.3</u>	1:49.069	
5	36.517	102.5	<u>31.026</u>	122.6	41.353		242.7	<u>1:48.896</u>		13	<u>36.239</u>	100.7	31.180	118.9	41.530		243.8	1:48.949	
6	36.719	99.4	31.264	119.2	41.373		236.3	1:49.356		14	37.373	97.2	31.253	<u>124.6</u>	41.691		242.2	1:50.317	
7	36.764	98.8	31.204	117.0	41.482		232.3	1:49.450		15	37.078	98.7	31.046	122.3	41.398		242.2	1:49.522	
8	36.405	101.3	31.251	120.9	41.377		239.5	1:49.033		16									

23 ELIA BARTOLINI (ITA)									HONDA										
lap	Sect-1	Speed	Sect-2	Speed	Sect-3	Speed	TopSpeed	laptime	pit	lap	Sect-1	Speed	Sect-2	Speed	Sect-3	Speed	Topspeed	laptime	pit
1		<u>103.9</u>	31.278	<u>123.6</u>	41.659		149.4	1:52.286		3	36.734	99.3	<u>31.098</u>	120.5	<u>41.333</u>		240.0	<u>1:49.165</u>	
2	<u>36.705</u>	98.7	31.185	119.3	41.663		<u>242.7</u>	1:49.553		4	36.814	98.5	31.281	119.9	41.695		240.0	1:49.790	


FIM JUNIORGP WORLD CHAMPIONSHIP - PORTIMAO

Autódromo Internacional do Algarve

JuniorGP

29 June - 2 July 2023

Laps and Sector Times - Race 1 - 15 Laps

Autodromo Internacional Algarve - 4592mtr.

28 GEOFFREY EMMANUEL (IND)									KTM										
lap	Sect-1	Speed	Sect-2	Speed	Sect-3	Speed	TopSpeed	laptime	pit	lap	Sect-1	Speed	Sect-2	Speed	Sect-3	Speed	Topspeed	laptime	pit
1		96.0	<u>32.403</u>	<u>113.8</u>	42.893		164.6	1:57.128		9	38.122	<u>102.0</u>	32.970	112.6	43.039		227.8	1:54.131	
2	<u>37.818</u>	99.4	32.454	113.0	42.925		<u>238.4</u>	<u>1:53.197</u>		10	38.319	98.2	32.823	109.6	43.514		227.8	1:54.656	
3	37.981	99.4	32.585	110.9	43.076		234.8	1:53.642		11	38.197	100.4	32.877	110.9	43.251		225.0	1:54.325	
4	38.072	99.5	33.179	113.6	43.273		230.8	1:54.524		12	38.156	98.4	32.768	110.7	43.153		226.4	1:54.077	
5	38.404	97.2	33.006	106.3	43.442		230.8	1:54.852		13	38.242	97.9	32.573	109.0	<u>42.868</u>		229.3	1:53.683	
6	38.510	98.6	32.952	104.7	43.293		226.4	1:54.755		14	38.367	97.0	33.009	113.0	43.165		229.8	1:54.541	
7	37.964	97.6	33.312	111.2	43.082		228.3	1:54.358		15	37.965	<u>102.0</u>	32.844	109.5	43.250		230.3	1:54.059	
8	38.265	99.0	32.966	109.9	42.973		232.3	1:54.204		16									

34 CESARE TIEZZI (ITA)									KTM										
lap	Sect-1	Speed	Sect-2	Speed	Sect-3	Speed	TopSpeed	laptime	pit	lap	Sect-1	Speed	Sect-2	Speed	Sect-3	Speed	Topspeed	laptime	pit
1		95.2	32.072	117.0	42.300		162.9	1:55.810		9	37.585	92.9	32.043	113.0	<u>42.218</u>		240.5	1:51.846	
2	37.077	95.7	<u>31.449</u>	119.2	42.295		241.6	<u>1:50.821</u>		10	37.463	98.1	32.012	115.5	42.521		242.2	1:51.996	
3	<u>36.904</u>	96.9	31.835	112.4	42.272		239.5	1:51.011		11	37.488	96.4	31.863	115.0	42.581		233.3	1:51.932	
4	37.504	96.2	32.009	114.5	42.285		<u>242.7</u>	1:51.798		12	37.779	98.6	32.036	116.6	42.794		232.8	1:52.609	
5	37.379	95.9	31.890	116.8	42.290		239.5	1:51.559		13	37.484	100.7	32.018	114.9	42.396		231.3	1:51.898	
6	37.338	97.0	31.970	116.6	42.498		237.9	1:51.806		14	37.116	<u>101.8</u>	32.064	118.7	42.358		236.8	1:51.538	
7	37.406	100.0	31.723	<u>123.0</u>	42.342		234.8	1:51.471		15	37.117	101.3	32.015	122.2	42.561		234.8	1:51.693	
8	37.161	96.1	31.921	112.6	42.294		241.6	1:51.376		16									

36 ANGUS GRENFELL (AUS)									HONDA										
lap	Sect-1	Speed	Sect-2	Speed	Sect-3	Speed	TopSpeed	laptime	pit	lap	Sect-1	Speed	Sect-2	Speed	Sect-3	Speed	Topspeed	laptime	pit
1		<u>101.5</u>	32.290	117.9	<u>42.143</u>		157.0	<u>1:55.059</u>		2									

37 ALESSIO MATTEI (ITA)									KTM										
lap	Sect-1	Speed	Sect-2	Speed	Sect-3	Speed	TopSpeed	laptime	pit	lap	Sect-1	Speed	Sect-2	Speed	Sect-3	Speed	Topspeed	laptime	pit
1		<u>102.9</u>	32.264	117.3	42.470		159.5	1:54.659		9	37.558	101.8	32.075	116.1	42.478		239.5	1:52.111	
2	37.115	100.6	<u>31.553</u>	120.5	42.353		<u>241.6</u>	<u>1:51.021</u>		10	37.390	101.9	32.166	118.4	42.366		235.3	1:51.922	
3	37.477	100.9	31.996	117.6	<u>42.219</u>		236.3	1:51.692		11	37.510	100.9	32.046	117.8	42.470		234.8	1:52.026	
4	37.532	95.1	32.036	121.2	42.455		231.3	1:52.023		12	37.770	101.9	32.137	111.8	42.644		232.8	1:52.551	
5	37.502	101.6	32.195	118.6	42.413		234.8	1:52.110		13	37.692	100.4	31.887	114.6	42.349		239.5	1:51.928	
6	37.440	99.0	31.914	118.7	42.374		233.3	1:51.728		14	37.370	102.1	31.796	<u>122.3</u>	42.359		237.9	1:51.525	
7	37.143	102.8	31.886	121.5	42.268		233.3	1:51.297		15	37.628	101.2	32.058	117.9	42.494		230.8	1:52.180	
8	<u>37.070</u>	100.1	31.907	117.9	42.292		240.0	1:51.269		16									

48 GABIN PLANQUES (FRA)									KTM										
lap	Sect-1	Speed	Sect-2	Speed	Sect-3	Speed	TopSpeed	laptime	pit	lap	Sect-1	Speed	Sect-2	Speed	Sect-3	Speed	Topspeed	laptime	pit
1		98.9	31.455	117.1	<u>41.501</u>		157.7	1:52.603		9	36.717	100.3	31.431	<u>117.8</u>	41.704		235.3	1:49.852	
2	36.916	99.5	<u>31.189</u>	116.8	41.540		243.2	1:49.645		10	<u>36.524</u>	99.7	31.438	116.1	41.682		236.3	<u>1:49.644</u>	
3	36.840	98.1	31.496	116.0	41.678		<u>243.8</u>	1:50.014		11	36.712	<u>101.6</u>	31.379	116.9	41.844		236.8	1:49.935	
4	36.750	98.5	31.451	115.6	42.002		240.5	1:50.203		12	36.925	98.5	31.537	116.8	41.762		235.8	1:50.224	
5	37.296	100.2	31.695	114.5	42.044		233.3	1:51.035		13	36.839	99.5	31.552	115.9	41.829		237.4	1:50.220	
6	36.907	99.2	31.219	117.6	41.694		238.4	1:49.820		14	36.794	99.7	31.521	115.6	41.783		236.3	1:50.098	
7	36.697	99.4	31.522	116.0	41.736		236.8	1:49.955		15	36.792	99.4	31.552	116.0	41.970		237.9	1:50.314	
8	37.048	97.4	31.379	115.4	41.882		236.8	1:50.309		16									



FIM JUNIORGP WORLD CHAMPIONSHIP - PORTIMAO

Autódromo Internacional do Algarve

JuniorGP

29 June - 2 July 2023

Laps and Sector Times - Race 1 - 15 Laps

Autodromo Internacional Algarve - 4592mtr.

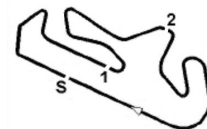
50 LEO RAMMERSTORFER (AUT)										HUSQVARNA									
lap	Sect-1	Speed	Sect-2	Speed	Sect-3	Speed	TopSpeed	laptme	pit	lap	Sect-1	Speed	Sect-2	Speed	Sect-3	Speed	Topspeed	laptme	pit
1		95.2	32.065	116.1	42.227		167.7	1:55.884		9	37.249	101.7	31.647	121.8	42.260		232.3	1:51.156	
2	37.255	99.0	31.449	119.9	42.118		<u>240.5</u>	1:50.822		10	37.040	99.4	31.721	117.8	42.451		233.3	1:51.212	
3	37.039	98.5	31.588	120.8	42.080		<u>240.5</u>	1:50.707		11	37.141	100.1	31.663	118.4	42.374		229.3	1:51.178	
4	36.981	99.2	<u>31.416</u>	121.9	42.025		240.0	1:50.422		12	37.103	100.7	31.489	114.9	42.397		229.8	1:50.989	
5	37.060	100.2	31.606	123.6	41.979		234.8	1:50.645		13	36.958	103.6	31.599	118.7	42.255		232.8	1:50.812	
6	36.927	100.7	31.431	<u>123.7</u>	42.032		234.3	<u>1:50.390</u>		14	37.003	100.2	31.565	121.2	<u>41.956</u>		233.3	1:50.524	
7	37.091	99.3	31.616	120.3	42.573		232.8	1:51.280		15	<u>36.712</u>	<u>107.6</u>	32.474	117.6	42.657		234.3	1:51.843	
8	37.253	95.9	31.817	121.9	42.284		233.8	1:51.354		16									

55 NOAH DETTWILER (CHE)										KTM									
lap	Sect-1	Speed	Sect-2	Speed	Sect-3	Speed	TopSpeed	laptme	pit	lap	Sect-1	Speed	Sect-2	Speed	Sect-3	Speed	Topspeed	laptme	pit
1		98.3	31.466	117.8	42.028		155.4	1:53.292		9	36.648	<u>103.7</u>	31.454	119.2	41.795		237.4	1:49.897	
2	36.966	97.3	31.225	116.5	42.406		241.6	1:50.597		10	<u>36.480</u>	102.9	31.402	119.3	41.692		238.9	<u>1:49.574</u>	
3	37.214	99.0	31.248	117.5	41.933		242.2	1:50.395		11	36.698	99.4	31.296	114.5	41.885		239.5	1:49.879	
4	36.861	99.0	31.336	118.4	41.743		240.5	1:49.940		12	36.741	101.2	31.344	119.2	41.873		242.2	1:49.958	
5	36.731	103.4	31.395	119.6	<u>41.650</u>		241.1	1:49.776		13	36.669	102.6	31.353	119.9	41.876		240.0	1:49.898	
6	36.729	99.5	<u>31.175</u>	118.8	41.696		242.2	1:49.600		14	37.002	101.8	31.301	<u>120.1</u>	41.831		233.8	1:50.134	
7	36.629	99.7	31.420	114.2	41.772		<u>242.7</u>	1:49.821		15	36.645	101.7	31.381	118.4	41.876		238.4	1:49.902	
8	36.670	99.4	31.369	119.9	41.670		240.0	1:49.709		16									

57 DANIAL SHAHRIL (MYS)										HONDA									
lap	Sect-1	Speed	Sect-2	Speed	Sect-3	Speed	TopSpeed	laptme	pit	lap	Sect-1	Speed	Sect-2	Speed	Sect-3	Speed	Topspeed	laptme	pit
1		95.3	31.760	113.2	41.809		167.7	1:54.863		9	36.937	100.0	31.432	118.7	41.411		233.8	1:49.780	
2	<u>36.665</u>	99.1	<u>31.152</u>	116.4	41.805		241.6	1:49.622		10	36.693	99.9	31.539	<u>120.9</u>	41.781		236.8	1:50.013	
3	37.161	100.2	31.216	118.6	41.393		241.1	1:49.770		11	36.822	<u>102.9</u>	31.677	115.1	42.001		234.8	1:50.500	
4	36.676	99.1	31.198	118.6	41.344		<u>245.5</u>	<u>1:49.218</u>		12	37.392	97.1	31.481	119.2	41.497		234.3	1:50.370	
5	36.705	99.9	31.410	118.6	41.434		243.2	1:49.549		13	37.033	97.6	31.594	113.4	41.558		240.5	1:50.185	
6	36.691	101.8	31.305	115.8	41.381		239.5	1:49.377		14	37.056	96.6	31.428	119.5	41.338		238.4	1:49.822	
7	36.913	99.9	31.427	117.0	<u>41.274</u>		238.9	1:49.614		15	37.211	96.4	31.293	120.1	41.380		238.4	1:49.884	
8	36.890	100.1	31.338	116.8	41.596		241.1	1:49.824		16									

58 LUCA LUNETTA (ITA)										KTM									
lap	Sect-1	Speed	Sect-2	Speed	Sect-3	Speed	TopSpeed	laptme	pit	lap	Sect-1	Speed	Sect-2	Speed	Sect-3	Speed	Topspeed	laptme	pit
1		96.9	31.420	<u>129.8</u>	41.726		167.7	1:53.910		9	36.578	103.2	31.048	122.0	41.706		241.1	1:49.332	
2	36.672	102.9	30.888	125.4	<u>41.299</u>		<u>247.1</u>	1:48.859		10	36.480	100.9	31.118	120.3	41.575		243.2	1:49.173	
3	<u>36.305</u>	101.3	<u>30.824</u>	122.3	41.714		242.7	<u>1:48.843</u>		11	36.526	103.1	31.376	123.3	41.867		244.9	1:49.769	
4	36.418	100.4	31.076	128.3	41.595		243.2	1:49.089		12	36.594	98.7	30.969	124.6	41.618		240.0	1:49.181	
5	36.456	103.4	30.938	118.8	41.517		245.5	1:48.911		13	36.690	103.2	31.190	120.5	41.608		232.8	1:49.488	
6	36.640	<u>104.5</u>	31.035	123.0	41.417		236.3	1:49.092		14	37.243	99.5	31.007	<u>129.8</u>	41.910		243.2	1:50.160	
7	36.388	102.6	31.129	121.6	41.501		241.6	1:49.018		15	36.677	99.4	31.428	122.4	41.576		238.4	1:49.681	
8	36.502	100.7	30.990	129.3	41.622		242.2	1:49.114		16									

69 MARCOS RUDA (ESP)										KTM									
lap	Sect-1	Speed	Sect-2	Speed	Sect-3	Speed	TopSpeed	laptme	pit	lap	Sect-1	Speed	Sect-2	Speed	Sect-3	Speed	Topspeed	laptme	pit
1		98.4	31.067	121.5	41.465		155.8	1:51.198		9	36.559	97.3	31.375	120.9	41.720		240.0	1:49.654	
2	36.888	100.0	<u>31.000</u>	120.7	<u>41.329</u>		238.9	1:49.217		10	36.648	98.5	31.246	119.1	41.591		232.8	1:49.485	



FIM JUNIORGP WORLD CHAMPIONSHIP - PORTIMAO

Autódromo Internacional do Algarve

JuniorGP

29 June - 2 July 2023

Laps and Sector Times - Race 1 - 15 Laps

Autodromo Internacional Algarve - 4592mtr.

3	36.828	98.8	31.001	121.2	41.333	232.8	1:49.162	11	36.720	95.1	31.191	117.5	41.960	243.2	1:49.871
4	36.551	99.6	31.264	117.3	41.699	242.7	1:49.514	12	<u>36.355</u>	98.8	31.057	120.7	41.430	238.9	<u>1:48.842</u>
5	36.613	99.3	31.008	120.5	41.366	<u>243.8</u>	1:48.987	13	36.908	99.1	31.172	117.6	41.913	234.3	1:49.993
6	36.658	95.0	31.309	118.4	41.352	241.1	1:49.319	14	37.059	99.4	31.155	<u>121.8</u>	41.884	243.2	1:50.098
7	36.542	<u>100.1</u>	31.242	119.6	41.484	235.8	1:49.268	15	37.750	94.5	31.454	120.8	41.761	234.8	1:50.965
8	36.637	99.0	31.208	120.3	41.403	234.8	1:49.248	16							

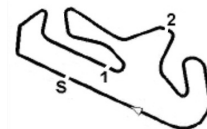
71 TORIN COLLINS (CAN)									KTM										
lap	Sect-1	Speed	Sect-2	Speed	Sect-3	Speed	TopSpeed	laptime	pit	lap	Sect-1	Speed	Sect-2	Speed	Sect-3	Speed	Topspeed	laptime	pit

74 ALEX GOURDON (FRA)									HONDA										
lap	Sect-1	Speed	Sect-2	Speed	Sect-3	Speed	TopSpeed	laptime	pit	lap	Sect-1	Speed	Sect-2	Speed	Sect-3	Speed	Topspeed	laptime	pit
1		99.0	31.580	<u>128.1</u>	42.279	156.7	1:53.990	9	37.551	103.6	32.084	125.4	43.149	226.4	1:52.784				
2	37.281	102.0	31.483	115.5	<u>41.710</u>	<u>237.9</u>	1:50.474	10	37.448	101.4	32.361	119.2	42.799	228.3	1:52.608				
3	37.324	100.9	<u>31.178</u>	121.5	41.782	235.8	<u>1:50.284</u>	11	37.650	100.1	32.386	118.8	43.041	225.0	1:53.077				
4	<u>36.882</u>	103.3	31.514	124.4	42.117	237.4	1:50.513	12	37.978	98.3	32.055	121.9	42.574	225.5	1:52.607				
5	37.274	102.8	31.936	124.3	42.479	232.3	1:51.689	13	37.688	100.5	31.954	121.8	42.408	228.3	1:52.050				
6	37.659	<u>106.2</u>	32.362	121.1	42.274	225.5	1:52.295	14	37.524	99.3	31.964	118.0	42.303	231.3	1:51.791				
7	37.263	101.1	31.865	124.6	42.605	231.3	1:51.733	15	37.378	98.0	31.930	123.9	42.051	229.8	1:51.359				
8	37.344	102.9	31.970	123.3	42.664	230.3	1:51.978	16											

78 JAKOB ROSENTHALER (AUT)									HUSQVARNA										
lap	Sect-1	Speed	Sect-2	Speed	Sect-3	Speed	TopSpeed	laptime	pit	lap	Sect-1	Speed	Sect-2	Speed	Sect-3	Speed	Topspeed	laptime	pit
1		96.9	31.208	<u>125.1</u>	41.323	145.2	1:51.499	9	36.744	102.2	31.188	123.1	<u>41.196</u>	242.7	<u>1:49.128</u>				
2	36.985	96.4	31.501	115.9	41.231	<u>246.6</u>	1:49.717	10	36.569	99.2	31.388	118.7	41.291	244.3	1:49.248				
3	36.816	98.9	31.149	117.3	42.291	246.0	1:50.256	11	37.096	103.3	31.124	122.4	41.463	244.3	1:49.683				
4	36.861	100.5	<u>31.099</u>	121.2	41.435	239.5	1:49.395	12	36.668	100.2	31.156	121.8	41.494	244.9	1:49.318				
5	36.649	100.8	31.342	120.5	41.513	243.2	1:49.504	13	36.572	<u>104.2</u>	31.490	120.7	41.548	243.8	1:49.610				
6	36.669	102.3	31.147	121.9	41.400	240.0	1:49.216	14	<u>36.550</u>	101.4	31.363	119.3	41.550	243.2	1:49.463				
7	36.630	103.1	31.559	118.3	41.407	239.5	1:49.596	15	36.765	98.7	31.489	120.4	41.484	244.3	1:49.738				
8	36.762	98.8	31.262	121.6	41.727	241.6	1:49.751	16											

83 ALVARO CARPE (ESP)									HUSQVARNA										
lap	Sect-1	Speed	Sect-2	Speed	Sect-3	Speed	TopSpeed	laptime	pit	lap	Sect-1	Speed	Sect-2	Speed	Sect-3	Speed	Topspeed	laptime	pit
1		92.7	31.003	118.8	41.368	157.9	1:51.170	9	36.429	100.5	31.326	122.6	41.783	238.9	1:49.538				
2	37.029	95.5	<u>30.955</u>	119.3	41.363	238.9	1:49.347	10	36.679	100.4	31.258	118.3	41.683	235.8	1:49.620				
3	36.459	98.3	31.077	122.3	41.341	235.3	<u>1:48.877</u>	11	36.523	97.8	31.202	118.4	41.982	239.5	1:49.707				
4	<u>36.339</u>	100.7	31.331	124.4	41.745	237.4	1:49.415	12	36.550	96.6	31.053	118.6	41.544	236.3	1:49.147				
5	37.085	100.4	31.320	117.0	41.324	236.3	1:49.729	13	36.515	99.2	31.370	111.5	41.779	<u>241.6</u>	1:49.664				
6	36.590	96.8	31.383	123.4	41.445	237.9	1:49.418	14	36.735	99.5	31.283	121.2	42.186	237.4	1:50.204				
7	36.527	<u>101.5</u>	31.142	121.8	<u>41.261</u>	238.9	1:48.930	15	37.457	97.3	31.161	<u>125.9</u>	41.263	233.3	1:49.881				
8	36.473	97.6	31.172	120.0	41.439	238.9	1:49.084	16											

85 XABIER ZURUTUZA (ESP)									KTM										
lap	Sect-1	Speed	Sect-2	Speed	Sect-3	Speed	TopSpeed	laptime	pit	lap	Sect-1	Speed	Sect-2	Speed	Sect-3	Speed	Topspeed	laptime	pit
1		96.4	31.399	125.9	41.672	166.2	1:53.537	9	36.370	<u>102.6</u>	31.400	120.0	41.278	241.1	1:49.048				
2	36.541	97.0	30.915	121.3	41.315	240.5	1:48.771	10	36.813	96.7	31.252	121.5	41.341	238.9	1:49.406				


FIM JUNIORGP WORLD CHAMPIONSHIP - PORTIMAO

Autódromo Internacional do Algarve

JuniorGP

29 June - 2 July 2023

Laps and Sector Times - Race 1 - 15 Laps

Autodromo Internacional Algarve - 4592mtr.

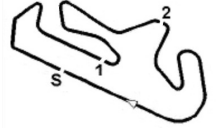
3	36.495	98.0	30.967	121.1	41.309	239.5	1:48.771	11	36.240	102.5	30.901	121.9	41.623	236.3	1:48.764
4	36.536	100.6	31.297	123.3	43.860	239.5	1:51.693	12	37.008	95.7	30.935	124.3	41.396	<u>242.2</u>	1:49.339
5	36.826	97.3	31.030	122.4	41.567	240.5	1:49.423	13	36.640	100.3	<u>30.855</u>	120.7	41.310	240.0	1:48.805
6	36.474	99.1	31.167	122.0	41.394	238.9	1:49.035	14	37.148	95.1	31.366	<u>129.2</u>	41.531	238.9	1:50.045
7	36.334	100.7	31.195	121.2	<u>41.206</u>	238.9	1:48.735	15	37.052	99.1	31.067	127.8	41.367	236.8	1:49.486
8	<u>36.231</u>	98.5	30.966	127.2	41.434	241.6	<u>1:48.631</u>	16							

89 MARCOS URI ARTE (ESP)									HUSQVARNA										
lap	Sect-1	Speed	Sect-2	Speed	Sect-3	Speed	TopSpeed	laptime	pit	lap	Sect-1	Speed	Sect-2	Speed	Sect-3	Speed	Topspeed	laptime	pit
1		96.0	31.588	120.7	41.919		166.7	1:54.591		9	36.817	98.6	31.136	121.9	41.841		237.4	1:49.794	
2	36.697	<u>100.7</u>	31.025	119.9	41.641		<u>242.7</u>	1:49.363		10	37.015	98.1	31.348	118.3	41.991		236.8	1:50.354	
3	36.839	96.9	31.101	118.8	41.823		242.2	1:49.763		11	36.736	99.7	31.299	121.8	42.063		240.5	1:50.098	
4	36.766	97.8	31.175	115.8	41.759		241.6	1:49.700		12	36.971	97.3	31.251	119.6	42.061		238.9	1:50.283	
5	<u>36.526</u>	<u>100.7</u>	32.140	<u>123.1</u>	<u>41.403</u>		241.1	1:50.069		13	37.065	98.1	31.252	115.5	41.695		237.9	1:50.012	
6	36.736	98.2	<u>30.902</u>	118.6	41.533		240.5	<u>1:49.171</u>		14	37.236	99.5	31.168	116.9	41.737		238.9	1:50.141	
7	36.786	97.6	31.099	122.2	41.482		241.1	1:49.367		15	37.068	98.1	31.167	122.3	41.628		237.4	1:49.863	
8	36.695	97.5	31.031	123.0	42.061		241.6	1:49.787		16									

91 KOTARO UCHIUMI (JPN)									KTM										
lap	Sect-1	Speed	Sect-2	Speed	Sect-3	Speed	TopSpeed	laptime	pit	lap	Sect-1	Speed	Sect-2	Speed	Sect-3	Speed	Topspeed	laptime	pit
1		91.5	31.945	116.1	42.345		163.1	1:54.812		9	37.716	97.4	32.020	116.5	<u>42.147</u>		232.8	1:51.883	
2	37.316	97.6	<u>31.450</u>	115.9	42.187		239.5	<u>1:50.953</u>		10	37.766	95.2	32.212	118.9	42.419		233.3	1:52.397	
3	<u>37.301</u>	99.3	31.927	114.5	42.349		<u>240.5</u>	1:51.577		11	37.578	96.6	31.905	115.9	42.445		233.8	1:51.928	
4	37.473	95.7	31.848	119.3	42.191		235.3	1:51.512		12	38.103	97.2	31.957	114.9	42.634		231.8	1:52.694	
5	37.534	96.2	31.914	118.6	42.162		235.8	1:51.610		13	37.667	96.3	31.928	115.4	42.326		236.3	1:51.921	
6	37.579	97.1	31.863	116.4	42.187		232.3	1:51.629		14	37.306	98.4	31.835	<u>120.8</u>	42.410		238.9	1:51.551	
7	37.381	97.7	31.979	116.3	42.154		233.3	1:51.514		15	37.448	<u>100.3</u>	32.154	117.3	42.407		233.8	1:52.009	
8	37.609	94.7	31.935	117.1	42.215		234.3	1:51.759		16									

93 FADILLAH ARBI ADITAMA (INA)									HONDA										
lap	Sect-1	Speed	Sect-2	Speed	Sect-3	Speed	TopSpeed	laptime	pit	lap	Sect-1	Speed	Sect-2	Speed	Sect-3	Speed	Topspeed	laptime	pit
1		96.6	31.698	123.3	41.726		167.4	1:53.865		8	<u>36.332</u>	99.8	31.173	120.1	41.374		242.7	1:48.879	
2	36.928	102.5	31.348	121.6	41.568		241.1	1:49.844		9	36.340	102.5	31.187	118.4	<u>41.114</u>		242.2	<u>1:48.641</u>	
3	37.242	95.6	31.138	118.3	41.264		<u>244.3</u>	1:49.644		10	36.484	100.8	31.391	120.5	41.379		241.6	1:49.254	
4	36.691	96.6	31.475	120.3	41.307		240.5	1:49.473		11	36.550	100.7	31.070	120.3	41.648		239.5	1:49.268	
5	36.556	98.8	31.287	120.9	41.719		241.1	1:49.562		12	36.752	98.3	<u>31.029</u>	123.4	41.352		243.2	1:49.133	
6	36.478	100.7	31.208	120.5	41.316		238.9	1:49.002		13	36.626	99.9	31.166	119.7	41.196		240.5	1:48.988	
7	36.392	<u>102.7</u>	31.234	120.9	41.191		243.8	1:48.817		14	37.052	97.1	31.283	<u>124.1</u>	41.613		242.2	1:49.948	

94 FACUNDO LLAMBIAS (URU)									HONDA										
lap	Sect-1	Speed	Sect-2	Speed	Sect-3	Speed	TopSpeed	laptime	pit	lap	Sect-1	Speed	Sect-2	Speed	Sect-3	Speed	Topspeed	laptime	pit
1		102.4	31.858	<u>127.5</u>	41.588		167.7	1:53.987		9	37.071	100.9	31.310	114.6	41.532		234.8	1:49.913	
2	36.748	<u>104.7</u>	31.192	124.3	41.542		238.4	1:49.482		10	37.036	100.3	31.410	121.9	41.759		236.8	1:50.205	
3	37.891	101.0	31.011	126.0	41.551		<u>238.9</u>	1:50.453		11	36.883	103.7	31.443	122.2	41.734		236.8	1:50.060	
4	36.725	101.0	31.172	119.2	41.547		235.8	1:49.444		12	37.083	101.9	31.540	119.9	41.764		234.8	1:50.387	
5	37.041	102.5	31.267	117.5	41.528		236.8	1:49.836		13	37.259	100.8	31.311	124.0	41.653		235.3	1:50.223	
6	36.740	102.6	<u>30.906</u>	125.7	41.511		234.8	<u>1:49.157</u>		14	37.232	99.9	31.445	123.4	41.563		233.3	1:50.240	



FIM JUNIORGP WORLD CHAMPIONSHIP - PORTIMAO

Autódromo Internacional do Algarve

JuniorGP

29 June - 2 July 2023

Laps and Sector Times - Race 1 - 15 Laps

Autodromo Internacional Algarve - 4592mtr.

7	36.676	104.2	31.145	124.6	<u>41.405</u>	236.3	1:49.226	15	36.987	99.5	31.177	122.0	41.692	235.8	1:49.856
8	<u>36.639</u>	104.1	31.402	121.1	42.306	237.4	1:50.347	16							