

FIM JUNIORGP WORLD CHAMPIONSHIP - PORTIMAO

Autódromo Internacional do Algarve

JuniorGP

29 June - 2 July 2023

Laps and Sector Times - FP2

Autodromo Internacional Algarve - 4592mtr.

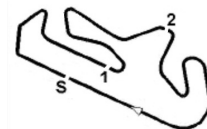
5 TATCHAKORN BUASRI									HONDA										
lap	Sect-1	Speed	Sect-2	Speed	Sect-3	Speed	TopSpeed	laptime	pit	lap	Sect-1	Speed	Sect-2	Speed	Sect-3	Speed	Topspeed	laptime	pit
1	Pit Out	70.5	36.390	110.4	53.542			2:19.877		10	Pit Out	99.8	32.178	113.9	43.516			9:02.522	
2	37.744	98.4	31.905	119.5	42.704		220.0	1:52.353		11	<u>36.764</u>	106.4	32.507	119.9	43.547		227.8	1:52.818	
3	37.453	102.1	31.831	118.9	45.880		217.7	1:55.164		12	36.866	<u>106.7</u>	31.896	115.4	44.581		225.5	1:53.343	
4	38.270	100.1	31.689	120.7	43.307		221.8	1:53.266		13	36.907	104.0	31.327	122.2	<u>42.362</u>		<u>229.3</u>	1:50.596	
5	37.443	101.3	31.650	118.6	42.837		217.3	1:51.930		14	36.975	100.9	<u>31.200</u>	122.2	42.396		223.6	1:50.571	
6	37.567	99.4	31.505	120.3	42.579		217.3	1:51.651		15	36.981	102.7	31.571	120.1	42.705		222.7	1:51.257	
7	37.862	97.3	31.663	118.2	42.893		225.9	1:52.418		16	37.399	104.8	32.062	116.8	43.821		216.0	1:53.282	
8	37.056	102.3	31.580	119.5	42.742		222.2	1:51.378		17	36.932	100.3	31.206	<u>124.9</u>	42.426		222.7	<u>1:50.564</u>	
9	40.630	95.5	34.848	107.5	Pit In		219.1	2:21.024		18									

7 JOEL ESTEBAN									GASGAS										
lap	Sect-1	Speed	Sect-2	Speed	Sect-3	Speed	TopSpeed	laptime	pit	lap	Sect-1	Speed	Sect-2	Speed	Sect-3	Speed	Topspeed	laptime	pit
1	Pit Out	97.2	32.211	112.7	43.122			2:03.759		9	37.077	103.1	31.479	118.2	42.933		223.1	1:51.489	
2	37.353	99.5	31.348	117.0	42.815		225.9	1:51.516		10	37.048	106.3	31.461	117.6	42.648		225.5	1:51.157	
3	37.135	100.6	31.545	114.4	42.457		223.1	1:51.137		11	39.166	99.9	32.216	114.0	Pit In		223.1	2:14.542	
4	37.018	105.1	31.707	115.9	42.994		225.0	1:51.719		12	Pit Out	106.9	33.921	110.3	48.384			5:33.950	
5	37.220	103.7	31.569	115.5	42.815		222.7	1:51.604		13	37.152	102.4	31.410	<u>120.7</u>	42.540		<u>237.4</u>	1:51.102	
6	37.785	105.3	33.508	111.8	44.290		222.2	1:55.583		14	36.841	104.9	<u>31.318</u>	116.8	<u>42.299</u>		227.8	<u>1:50.458</u>	
7	38.306	98.9	33.495	111.9	Pit In		220.0	2:15.704		15	<u>36.735</u>	104.4	31.342	118.0	42.394		232.3	1:50.471	
8	Pit Out	<u>107.9</u>	32.668	117.8	43.091			7:57.966		16									

8 EDDIE O'SHEA									HONDA										
lap	Sect-1	Speed	Sect-2	Speed	Sect-3	Speed	TopSpeed	laptime	pit	lap	Sect-1	Speed	Sect-2	Speed	Sect-3	Speed	Topspeed	laptime	pit
1	Pit Out	74.6	36.330	105.6	53.360			2:20.625		10	Pit Out	101.1	31.576	118.7	42.694			9:12.560	
2	37.518	100.5	32.218	116.8	44.540		220.9	1:54.276		11	<u>36.571</u>	103.0	31.284	118.0	<u>42.062</u>		228.3	<u>1:49.917</u>	
3	37.138	103.8	31.710	116.3	42.820		222.7	1:51.668		12	36.877	<u>107.6</u>	32.366	114.8	47.888		<u>230.8</u>	1:57.131	
4	41.382	98.6	31.623	115.6	43.209		222.7	1:56.214		13	36.730	107.0	31.482	<u>121.3</u>	42.491		228.8	1:50.703	
5	37.163	100.3	31.561	115.9	42.636		223.1	1:51.360		14	36.633	102.3	<u>31.113</u>	120.5	42.358		229.3	1:50.104	
6	37.199	101.1	31.598	114.9	42.604		221.8	1:51.401		15	36.766	103.1	31.260	118.8	42.361		223.6	1:50.387	
7	37.230	99.5	31.241	118.6	42.663		221.3	1:51.134		16	36.911	103.5	31.405	114.0	42.797		225.0	1:51.113	
8	37.009	102.4	31.398	119.1	42.581		222.2	1:50.988		17	36.919	101.7	31.342	120.9	42.676		221.8	1:50.937	
9	38.260	101.6	32.470	112.5	Pit In		221.3	2:13.724		18									

9 LI SHUAI									HUSQVARNA										
lap	Sect-1	Speed	Sect-2	Speed	Sect-3	Speed	TopSpeed	laptime	pit	lap	Sect-1	Speed	Sect-2	Speed	Sect-3	Speed	Topspeed	laptime	pit
1	Pit Out	85.2	35.207	99.5	46.031			2:16.846		6	<u>40.197</u>	<u>94.0</u>	34.114	104.2	45.674		<u>208.9</u>	<u>1:59.985</u>	
2	40.560	91.1	35.950	101.2	46.463		208.5	2:02.973		7	40.438	87.2	34.287	101.8	<u>45.521</u>		<u>208.9</u>	2:00.246	
3	40.844	92.7	34.348	100.3	46.186		203.8	2:01.378		8	40.347	91.0	<u>33.892</u>	104.4	46.715		204.5	2:00.954	
4	40.758	92.9	34.379	102.9	45.800		203.8	2:00.937		9	41.845	92.4	35.768	95.0	Pit In		199.6	2:26.198	
5	40.994	93.3	34.111	106.3	45.932		208.1	2:01.037		10									

10 NICO CARRARO									GASGAS										
lap	Sect-1	Speed	Sect-2	Speed	Sect-3	Speed	TopSpeed	laptime	pit	lap	Sect-1	Speed	Sect-2	Speed	Sect-3	Speed	Topspeed	laptime	pit
1	Pit Out	98.1	32.442	114.4	42.991			2:02.340		6	38.759	104.3	33.375	118.8	Pit In		221.3	2:14.304	
2	37.376	100.7	31.354	120.9	42.560		220.4	1:51.290		7	Pit Out	99.8	32.833	115.0	44.791			21:25.237	
3	37.184	105.6	31.545	117.0	<u>42.149</u>		218.6	1:50.878		8	37.498	101.1	31.217	122.7	42.255		220.0	1:50.970	



FIM JUNIORGP WORLD CHAMPIONSHIP - PORTIMAO

Autódromo Internacional do Algarve

JuniorGP

29 June - 2 July 2023

Laps and Sector Times - FP2

Autodromo Internacional Algarve - 4592mtr.

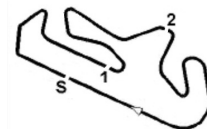
4	38.142	92.2	32.061	116.0	42.743	220.9	1:52.946	9	<u>36.542</u>	<u>108.1</u>	<u>31.146</u>	<u>125.4</u>	42.297	220.4	<u>1:49.985</u>
5	37.200	101.4	31.318	116.5	42.847	225.0	1:51.365	10	36.857	100.7	31.426	120.9	44.002	<u>229.8</u>	1:52.285

11 ADRIÁN CRUCES									KTM										
lap	Sect-1	Speed	Sect-2	Speed	Sect-3	Speed	TopSpeed	laptime	pit	lap	Sect-1	Speed	Sect-2	Speed	Sect-3	Speed	Topspeed	laptime	pit
1	Pit Out	95.5	32.079	112.7	55.484			2:12.038		9	<u>36.867</u>	100.6	31.252	118.9	42.478		219.1	<u>1:50.597</u>	
2	37.552	98.7	31.502	116.5	42.439		220.0	1:51.493		10	37.177	100.1	31.260	119.5	42.533		218.2	1:50.970	
3	37.017	<u>110.3</u>	32.206	117.0	42.776		<u>223.6</u>	1:51.999		11	36.980	101.0	<u>31.084</u>	<u>122.9</u>	Pit In		220.0	2:12.750	
4	37.213	101.7	31.363	117.5	<u>42.375</u>		221.8	1:50.951		12	Pit Out	96.4	31.636	116.1	42.565			7:48.472	
5	37.289	103.3	32.160	115.9	43.326		216.4	1:52.775		13	37.025	102.3	31.265	120.3	42.497		222.2	1:50.787	
6	38.625	96.3	32.159	117.6	Pit In		217.7	2:12.933		14	36.886	103.9	31.435	118.2	42.635		221.8	1:50.956	
7	Pit Out	99.9	31.491	119.2	42.689			7:43.218		15	36.892	103.9	32.984	119.5	43.321		221.3	1:53.197	
8	37.049	99.1	31.308	116.9	42.497		217.7	1:50.854		16									

12 JACOB ROULSTONE									GASGAS										
lap	Sect-1	Speed	Sect-2	Speed	Sect-3	Speed	TopSpeed	laptime	pit	lap	Sect-1	Speed	Sect-2	Speed	Sect-3	Speed	Topspeed	laptime	pit
1	Pit Out	94.4	32.799	110.2	43.911			2:03.838		10	<u>36.706</u>	101.0	31.456	116.5	<u>42.447</u>		<u>228.8</u>	1:50.609	
2	37.829	98.0	31.801	114.2	43.360		218.2	1:52.990		11	36.984	102.2	31.497	116.8	46.558		217.3	1:55.039	
3	37.441	99.8	31.605	116.0	43.159		222.2	1:52.205		12	37.211	102.0	31.349	<u>117.0</u>	44.012		223.1	1:52.572	
4	37.246	100.1	31.595	114.5	42.856		221.8	1:51.697		13	36.845	103.3	31.254	116.4	42.472		223.1	<u>1:50.571</u>	
5	37.360	98.5	31.581	114.9	43.109		219.5	1:52.050		14	36.890	103.2	31.316	115.3	42.473		220.0	1:50.679	
6	37.345	97.3	31.524	115.5	42.865		221.3	1:51.734		15	37.006	101.7	31.457	113.7	45.994		220.0	1:54.457	
7	37.145	101.9	31.497	115.4	42.941		219.1	1:51.583		16	37.021	101.5	31.373	111.8	42.449		215.6	1:50.843	
8	37.127	107.9	36.243	110.5	Pit In		220.4	2:16.928		17	42.476	<u>115.5</u>	39.419	112.6	45.411		218.6	2:07.306	
9	Pit Out	97.1	32.167	114.3	42.988			7:31.367		18	36.958	101.0	<u>31.110</u>	<u>117.0</u>	42.855		225.0	1:50.923	

14 CORMAC BUCHANAN									KTM										
lap	Sect-1	Speed	Sect-2	Speed	Sect-3	Speed	TopSpeed	laptime	pit	lap	Sect-1	Speed	Sect-2	Speed	Sect-3	Speed	Topspeed	laptime	pit
1	Pit Out	84.3	38.188	99.6	Pit In			2:46.627		8	37.046	101.9	31.293	118.4	42.885		221.3	1:51.224	
2	Pit Out	98.2	31.632	117.3	42.699			2:20.934		9	39.501	94.8	32.047	113.9	Pit In		219.5	2:13.151	
3	37.148	99.0	31.838	112.7	42.558		228.3	1:51.544		10	Pit Out	98.7	32.472	105.5	44.931			5:45.675	
4	37.560	95.9	31.660	113.7	Pit In		220.9	2:11.263		11	37.166	99.8	31.568	<u>119.9</u>	<u>42.040</u>		<u>234.3</u>	1:50.774	
5	Pit Out	97.3	31.599	115.3	42.718			12:00.060		12	<u>36.945</u>	<u>103.7</u>	<u>31.014</u>	119.5	42.069		218.2	<u>1:50.028</u>	
6	37.032	99.9	31.229	118.9	42.989		221.8	1:51.250		13	37.046	100.0	31.248	116.6	43.605		229.8	1:51.899	
7	37.182	100.7	31.276	118.6	42.561		221.3	1:51.019		14									

18 ÁNGEL PIQUERAS									HONDA										
lap	Sect-1	Speed	Sect-2	Speed	Sect-3	Speed	TopSpeed	laptime	pit	lap	Sect-1	Speed	Sect-2	Speed	Sect-3	Speed	Topspeed	laptime	pit
1	Pit Out	92.3	32.522	117.0	43.021			1:59.707		11	37.928	99.1	32.546	122.0	Pit In		217.7	2:13.771	
2	37.255	100.8	31.247	119.3	42.079		221.8	1:50.581		12	Pit Out	92.3	34.319	115.5	43.417			6:13.570	
3	37.202	99.9	31.077	118.8	42.096		220.4	1:50.375		13	37.183	100.9	31.144	119.9	42.325		220.0	1:50.652	
4	37.035	98.2	31.062	119.3	42.238		221.3	1:50.335		14	36.942	101.2	31.028	118.3	42.018		220.4	1:49.988	
5	36.844	99.9	31.191	114.8	41.900		224.5	1:49.935		15	36.785	100.1	31.026	118.0	<u>41.841</u>		224.5	1:49.652	
6	36.910	<u>126.6</u>	36.028	119.5	42.433		226.9	1:55.371		16	36.831	102.9	<u>30.932</u>	121.6	42.053		225.9	1:49.816	
7	37.105	98.6	31.035	<u>122.7</u>	42.023		222.7	1:50.163		17	<u>36.755</u>	100.6	30.949	114.2	41.910		225.9	<u>1:49.614</u>	
8	36.875	99.5	31.125	120.0	41.926		224.5	1:49.926		18	44.835	91.1	35.285	111.6	43.615		220.9	2:03.735	
9	36.851	100.0	31.139	118.8	42.175		225.9	1:50.165		19	37.255	99.1	32.964	115.8	43.642		<u>229.3</u>	1:53.861	



FIM JUNIORGP WORLD CHAMPIONSHIP - PORTIMAO

Autódromo Internacional do Algarve

JuniorGP

29 June - 2 July 2023

Laps and Sector Times - FP2

Autodromo Internacional Algarve - 4592mtr.

10	37.317	101.6	31.056	122.3	42.357	221.3	1:50.730	20										
----	--------	-------	--------	-------	--------	-------	----------	----	--	--	--	--	--	--	--	--	--	--

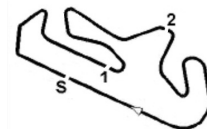
19 ALESSANDRO MOROSI									KTM											
lap	Sect-1	Speed	Sect-2	Speed	Sect-3	Speed	TopSpeed	laptime	pit	lap	Sect-1	Speed	Sect-2	Speed	Sect-3	Speed	Topspeed	laptime	pit	
1	Pit Out	71.2	38.410	105.3	59.508			2:30.809		8	Pit Out	95.9	33.890	114.9	42.848				5:07.845	
2	37.789	98.8	31.843	114.2	42.832		227.4	1:52.464		9	37.888	99.3	32.250	117.1	44.346		218.6	1:54.484		
3	37.376	98.4	31.522	112.7	42.618		226.4	1:51.516		10	37.297	<u>104.3</u>	31.616	115.0	42.706		217.3	1:51.619		
4	38.560	92.7	36.132	115.6	44.912		227.8	1:59.604		11	37.022	97.0	<u>31.352</u>	<u>119.9</u>	<u>42.583</u>		223.1	<u>1:50.957</u>		
5	37.454	96.3	31.427	115.1	42.923		221.8	1:51.804		12	<u>36.887</u>	100.3	31.423	117.8	42.689		223.1	1:50.999		
6	37.187	99.6	31.527	116.9	42.937		222.2	1:51.651		13	40.779	91.8	32.870	111.2	Pit In		<u>229.3</u>	<u>2:20.875</u>		
7	39.719	92.3	32.785	112.4	Pit In		219.5	<u>2:19.747</u>		14	Pit Out	96.0	33.620	111.1	Pit In				5:44.440	

22 DAVID ALMANSA									KTM											
lap	Sect-1	Speed	Sect-2	Speed	Sect-3	Speed	TopSpeed	laptime	pit	lap	Sect-1	Speed	Sect-2	Speed	Sect-3	Speed	Topspeed	laptime	pit	
1	Pit Out	89.7	35.210	111.5	52.056			2:15.137		9	36.860	101.7	31.038	<u>120.8</u>	42.063		221.3	1:49.961		
2	37.536	97.8	31.338	118.9	42.344		222.7	1:51.218		10	36.553	101.8	31.078	116.6	42.220		224.5	<u>1:49.851</u>		
3	37.056	100.7	31.554	117.8	42.419		229.3	1:51.029		11	36.711	102.4	31.047	120.5	42.173		218.6	1:49.931		
4	37.152	101.7	31.518	115.8	42.229		219.5	1:50.899		12	41.588	96.8	33.331	114.4	Pit In		219.5	<u>2:17.592</u>		
5	37.203	98.7	31.364	115.3	42.508		220.4	1:51.075		13	Pit Out	97.2	31.593	118.0	42.328				5:54.306	
6	39.258	94.6	32.782	116.5	Pit In		220.0	<u>2:14.934</u>		14	36.791	102.1	31.035	120.4	42.104		220.0	1:49.930		
7	Pit Out	97.1	32.271	116.4	42.804			<u>7:44.767</u>		15	<u>36.413</u>	<u>103.8</u>	31.507	117.0	<u>42.019</u>		224.1	1:49.939		
8	37.019	101.1	31.031	117.8	42.471		221.3	1:50.521		16	36.874	100.0	<u>31.011</u>	118.6	42.038		<u>230.8</u>	1:49.923		

23 ELIA BARTOLINI									HONDA											
lap	Sect-1	Speed	Sect-2	Speed	Sect-3	Speed	TopSpeed	laptime	pit	lap	Sect-1	Speed	Sect-2	Speed	Sect-3	Speed	Topspeed	laptime	pit	
1	Pit Out	78.1	37.221	80.8	59.740			2:30.738		9	36.897	<u>107.0</u>	31.860	118.9	46.399		223.1	1:55.156		
2	37.095	105.6	32.898	114.6	42.731		226.9	1:52.724		10	37.116	102.4	31.581	119.1	45.630		221.3	1:54.327		
3	37.155	97.7	31.562	114.8	42.699		229.8	1:51.416		11	37.821	101.8	36.710	109.2	44.927		222.2	1:59.458		
4	38.007	103.6	34.523	116.1	46.123		223.6	1:58.653		12	37.621	100.5	31.773	115.1	43.214		215.1	1:52.608		
5	<u>36.817</u>	99.9	<u>31.285</u>	116.6	<u>42.257</u>		<u>232.3</u>	<u>1:50.359</u>		13	37.273	104.0	31.709	115.8	43.128		216.0	1:52.110		
6	37.102	101.2	31.523	120.5	Pit In		228.8	<u>2:14.190</u>		14	42.377	75.6	31.971	115.0	42.994		215.1	1:57.342		
7	Pit Out	100.8	33.963	101.9	57.155			11:19.809		15	40.740	90.7	35.251	110.7	45.799		229.3	2:01.790		
8	38.936	98.3	32.429	117.5	42.538		216.0	1:53.903		16	37.441	101.0	31.503	<u>120.9</u>	42.901		220.4	1:51.845		

28 GEOFFREY EMMANUEL									KTM											
lap	Sect-1	Speed	Sect-2	Speed	Sect-3	Speed	TopSpeed	laptime	pit	lap	Sect-1	Speed	Sect-2	Speed	Sect-3	Speed	Topspeed	laptime	pit	
1	Pit Out	88.2	33.662	110.7	45.592			2:03.943		8	37.882	108.3	34.596	111.0	44.282		218.2	1:56.760		
2	39.000	95.7	34.290	111.7	44.057		215.6	1:57.347		9	37.942	97.8	32.484	115.1	45.289		220.9	1:55.715		
3	38.392	97.4	32.795	111.1	43.903		219.1	1:55.090		10	38.311	98.2	32.623	113.7	44.939		<u>227.8</u>	1:55.873		
4	38.440	97.6	32.612	107.9	43.792		216.4	1:54.844		11	38.027	<u>109.4</u>	34.803	112.7	45.180		220.0	1:58.010		
5	16:19.684	98.1	32.936	114.2	43.851		215.1	17:36.471		12	38.077	100.3	32.579	110.9	44.388		218.2	1:55.044		
6	<u>37.834</u>	98.9	<u>32.351</u>	109.1	<u>43.505</u>		225.9	<u>1:53.690</u>		13	40.841	96.9	34.281	109.5	Pit In		225.5	<u>2:22.600</u>		
7	38.325	94.5	33.086	<u>116.3</u>	44.084		224.1	1:55.495		14										

34 CESARE TIEZZI									KTM											
lap	Sect-1	Speed	Sect-2	Speed	Sect-3	Speed	TopSpeed	laptime	pit	lap	Sect-1	Speed	Sect-2	Speed	Sect-3	Speed	Topspeed	laptime	pit	
1	Pit Out	85.9	33.400	117.5	47.367			2:06.194		9	40.633	91.7	35.141	111.7	Pit In		216.9	<u>2:22.224</u>		
2	38.353	94.9	32.773	118.2	44.736		223.1	1:55.862		10	Pit Out	89.8	33.456	116.5	46.935				10:59.728	



FIM JUNIORGP WORLD CHAMPIONSHIP - PORTIMAO

Autódromo Internacional do Algarve

JuniorGP

29 June - 2 July 2023

Laps and Sector Times - FP2

Autodromo Internacional Algarve - 4592mtr.

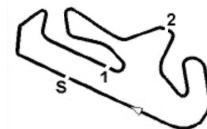
3	37.876	100.0	32.618	117.9	44.478	<u>224.5</u>	1:54.972	11	37.971	96.5	32.287	118.9	43.629	223.1	1:53.887
4	38.226	97.2	33.468	114.9	51.611	217.3	2:03.305	12	37.773	97.7	33.881	117.5	50.158	218.6	2:01.812
5	37.877	96.9	32.578	115.1	45.278	219.5	1:55.733	13	37.869	<u>104.9</u>	32.922	122.0	45.020	224.1	1:55.811
6	37.940	94.7	32.180	120.5	44.129	219.1	1:54.249	14	38.293	94.9	32.157	120.5	43.681	219.1	1:54.131
7	37.808	97.8	<u>31.972</u>	<u>122.4</u>	44.188	216.9	1:53.968	15	38.022	101.3	32.252	112.9	<u>43.496</u>	222.7	1:53.770
8	<u>37.663</u>	97.7	32.296	116.6	43.878	220.4	1:53.837	16	37.903	98.2	32.006	119.7	43.831	222.2	<u>1:53.740</u>

36 ANGUS GRENFELL									HONDA										
lap	Sect-1	Speed	Sect-2	Speed	Sect-3	Speed	TopSpeed	laptime	pit	lap	Sect-1	Speed	Sect-2	Speed	Sect-3	Speed	Topspeed	laptime	pit
1	Pit Out	92.7	33.477	109.1	44.109			2:01.856		9	Pit Out	96.9	32.003	113.1	43.101			11:11.754	
2	38.281	96.0	32.216	115.1	44.301		213.0	1:54.798		10	37.961	94.6	32.264	111.7	44.065		222.7	1:54.290	
3	<u>37.440</u>	100.2	31.922	<u>117.9</u>	47.265		<u>223.1</u>	1:56.627		11	39.237	99.7	32.411	114.4	44.110		<u>223.1</u>	1:55.758	
4	37.998	<u>103.6</u>	32.410	114.9	43.762		215.1	1:54.170		12	38.260	103.3	32.175	115.1	<u>43.059</u>		217.7	1:53.494	
5	37.785	100.8	32.033	117.5	44.892		213.4	1:54.710		13	37.715	99.5	31.837	117.1	43.277		218.6	1:52.829	
6	37.796	101.5	32.085	115.3	43.441		214.7	1:53.322		14	37.600	98.6	<u>31.801</u>	114.5	43.314		218.6	<u>1:52.715</u>	
7	37.742	98.7	31.887	113.3	43.256		213.4	1:52.885		15	37.735	97.4	31.804	113.6	44.355		213.4	1:53.894	
8	41.194	93.6	32.591	112.1	Pit In		215.1	<u>2:17.342</u>		16	41.343	99.3	32.285	111.0	44.253		213.0	1:57.881	

37 ALESSIO MATTEI									KTM										
lap	Sect-1	Speed	Sect-2	Speed	Sect-3	Speed	TopSpeed	laptime	pit	lap	Sect-1	Speed	Sect-2	Speed	Sect-3	Speed	Topspeed	laptime	pit
1	Pit Out	88.2	35.058	110.4	49.033			2:09.618		9	40.048	<u>118.2</u>	39.345	115.0	45.227		210.1	2:04.620	
2	38.968	96.0	32.688	113.1	43.582		211.4	1:55.238		10	37.949	100.4	32.225	114.2	43.875		218.6	1:54.049	
3	38.054	99.4	32.268	113.7	<u>43.460</u>		218.2	<u>1:53.782</u>		11	38.253	100.9	34.536	115.4	50.993		<u>223.1</u>	2:03.782	
4	<u>37.833</u>	100.5	32.333	114.3	43.627		220.0	1:53.793		12	38.107	99.2	32.270	115.9	43.800		213.4	1:54.177	
5	38.826	96.0	<u>32.078</u>	115.9	43.749		213.4	1:54.653		13	38.548	100.5	32.183	<u>117.5</u>	45.376		212.2	1:56.107	
6	39.590	92.1	32.820	115.3	Pit In		216.4	<u>2:16.788</u>		14	39.187	103.1	33.965	107.7	44.921		212.6	1:58.073	
7	Pit Out	91.3	35.636	105.6	50.423			<u>11:47.101</u>		15	38.428	97.0	32.569	112.4	44.055		214.3	1:55.052	
8	38.259	95.7	32.292	112.6	43.571		216.9	1:54.122		16	38.883	99.7	33.316	112.9	44.627		215.6	1:56.826	

48 GABIN PLANQUES									KTM										
lap	Sect-1	Speed	Sect-2	Speed	Sect-3	Speed	TopSpeed	laptime	pit	lap	Sect-1	Speed	Sect-2	Speed	Sect-3	Speed	Topspeed	laptime	pit
1	Pit Out	93.4	32.873	108.9	50.350			2:10.344		10	37.721	98.7	31.916	111.2	43.410		217.7	1:53.047	
2	37.747	96.9	32.259	112.7	43.100		220.9	1:53.106		11	37.835	95.4	34.857	108.4	44.801		221.3	1:57.493	
3	<u>37.347</u>	101.3	31.982	110.8	43.121		221.8	<u>1:52.450</u>		12	37.358	103.7	36.431	110.0	43.503		222.2	1:57.292	
4	37.775	98.2	31.919	111.2	43.060		216.0	1:52.754		13	37.588	96.7	31.953	108.0	<u>43.012</u>		219.1	1:52.553	
5	40.403	91.1	33.058	113.0	50.751		215.6	2:04.212		14	39.343	96.3	32.455	109.3	45.230		224.5	1:57.028	
6	37.665	98.3	32.065	109.4	43.246		219.1	1:52.976		15	37.497	98.2	31.909	112.5	43.357		222.2	1:52.763	
7	37.782	98.5	<u>31.816</u>	<u>122.7</u>	Pit In		216.0	<u>2:16.690</u>		16	39.471	99.9	33.440	106.7	44.448		<u>225.5</u>	1:57.359	
8	Pit Out	96.2	32.201	108.8	43.373			<u>9:22.983</u>		17	37.528	99.8	32.219	109.3	43.498		217.7	1:53.245	
9	37.514	99.5	32.005	109.5	43.110		216.9	1:52.629		18									

50 LEO RAMMERSTORFER									HUSQVARNA										
lap	Sect-1	Speed	Sect-2	Speed	Sect-3	Speed	TopSpeed	laptime	pit	lap	Sect-1	Speed	Sect-2	Speed	Sect-3	Speed	Topspeed	laptime	pit
1	Pit Out	97.6	33.068	113.9	45.152			2:02.738		10	37.609	98.9	31.504	122.4	43.478		220.0	1:52.591	
2	38.050	100.9	32.683	116.6	44.016		219.1	1:54.749		11	47.047	93.7	32.221	119.9	43.492		214.3	2:02.760	
3	37.658	102.3	32.263	112.9	43.033		219.5	1:52.954		12	37.591	100.8	31.524	118.9	43.006		221.3	1:52.121	
4	37.673	97.0	31.857	117.8	43.164		223.1	1:52.694		13	37.298	101.5	31.538	119.2	42.919		219.5	1:51.755	


FIM JUNIORGP WORLD CHAMPIONSHIP - PORTIMAO

Autódromo Internacional do Algarve

JuniorGP

29 June - 2 July 2023

Laps and Sector Times - FP2

Autodromo Internacional Algarve - 4592mtr.

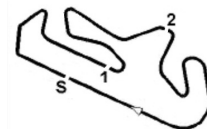
5	38.085	98.1	31.753	115.8	43.137	221.8	1:52.975	14	37.153	103.9	31.660	117.6	43.066	219.5	1:51.879
6	37.577	99.5	31.597	121.2	43.184	223.6	1:52.358	15	37.626	100.7	<u>31.345</u>	119.1	<u>42.889</u>	214.3	1:51.860
7	37.333	<u>113.1</u>	39.179	117.9	Pit In	220.4	2:19.732	16	40.318	99.1	35.693	119.6	43.594	219.1	1:59.605
8	Pit Out	99.9	32.294	117.3	43.949		9:26.738	17	<u>37.005</u>	99.3	31.473	122.7	42.951	<u>226.4</u>	<u>1:51.429</u>
9	37.761	99.2	31.646	<u>123.6</u>	43.545	225.0	1:52.952	18							

55 NOAH DETTWILER									KTM										
lap	Sect-1	Speed	Sect-2	Speed	Sect-3	Speed	TopSpeed	laptime	pit	lap	Sect-1	Speed	Sect-2	Speed	Sect-3	Speed	Topspeed	laptime	pit
1	Pit Out	81.8	37.559	89.3	57.823			2:25.435		9	37.385	103.8	31.792	115.8	43.313		216.4	1:52.490	
2	37.700	99.2	32.047	113.9	43.405		220.0	1:53.152		10	37.369	100.7	31.628	115.6	43.364		219.1	1:52.361	
3	37.493	97.1	31.942	115.0	43.159		221.8	1:52.594		11	38.037	98.4	32.196	116.3	Pit In		217.3	2:11.734	
4	38.746	95.7	31.644	116.8	48.864		216.4	1:59.254		12	Pit Out	100.6	34.065	115.1	48.661			4:51.878	
5	37.311	99.2	31.626	117.4	42.932		<u>225.5</u>	1:51.869		13	37.148	101.1	<u>31.434</u>	<u>126.3</u>	42.938		223.1	<u>1:51.520</u>	
6	37.430	103.6	31.712	120.7	44.447		223.1	1:53.589		14	37.252	102.3	31.547	115.4	<u>42.832</u>		218.2	1:51.631	
7	37.254	105.6	31.721	121.1	Pit In		225.0	2:15.518		15	<u>36.960</u>	<u>113.3</u>	35.257	117.9	46.580		222.7	1:58.797	
8	Pit Out	100.7	31.913	118.8	43.728			7:37.151		16	37.256	105.2	31.624	121.1	Pit In		222.2	2:28.145	

57 DANIAL SHAHRI L									HONDA										
lap	Sect-1	Speed	Sect-2	Speed	Sect-3	Speed	TopSpeed	laptime	pit	lap	Sect-1	Speed	Sect-2	Speed	Sect-3	Speed	Topspeed	laptime	pit
1	Pit Out	99.4	32.731	107.8	Pit In			2:32.480		7	37.196	101.8	<u>31.526</u>	115.9	42.780		221.3	1:51.502	
2	Pit Out	101.5	32.105	114.9	43.561			3:37.716		8	39.463	95.6	33.163	113.8	Pit In		220.4	2:15.941	
3	37.393	98.5	31.879	113.3	42.809		223.6	1:52.081		9	Pit Out	97.6	32.170	<u>117.6</u>	42.982			9:01.413	
4	37.381	98.6	31.729	110.7	42.854		226.4	1:51.964		10	37.355	102.1	31.663	113.1	<u>42.572</u>		225.0	1:51.590	
5	41.477	100.8	32.876	113.3	42.770		222.2	1:57.123		11	37.250	<u>103.8</u>	35.434	111.5	43.397		<u>228.3</u>	1:56.081	
6	<u>37.153</u>	102.5	31.607	115.5	42.735		224.5	<u>1:51.495</u>		12	38.199	100.4	32.199	111.0	43.361		223.6	1:53.759	

58 LUCA LUNETTA									KTM										
lap	Sect-1	Speed	Sect-2	Speed	Sect-3	Speed	TopSpeed	laptime	pit	lap	Sect-1	Speed	Sect-2	Speed	Sect-3	Speed	Topspeed	laptime	pit
1	Pit Out	93.0	32.520	115.4	42.948			1:59.357		10	37.019	104.9	31.482	121.6	42.713		223.6	1:51.214	
2	37.653	103.8	31.766	118.0	42.584		216.4	1:52.003		11	37.310	<u>106.3</u>	40.485	119.6	42.997		221.3	2:00.792	
3	37.524	99.8	31.637	119.9	42.575		213.4	1:51.736		12	36.865	105.2	31.728	118.9	42.818		230.3	1:51.411	
4	37.471	103.8	31.542	123.6	49.656		216.0	1:58.669		13	37.139	105.1	31.422	<u>125.0</u>	42.373		219.1	1:50.934	
5	37.266	100.1	31.366	123.9	42.500		219.1	1:51.132		14	37.032	105.5	31.303	123.0	42.371		217.3	1:50.706	
6	37.220	103.4	31.415	120.1	42.794		216.9	1:51.429		15	41.776	99.7	31.930	123.1	49.552		216.9	2:03.258	
7	37.452	101.1	31.398	123.0	42.697		216.4	1:51.547		16	36.776	105.5	31.205	123.0	<u>42.129</u>		225.5	1:50.110	
8	38.387	101.6	32.082	123.3	Pit In		215.6	2:12.426		17	<u>36.535</u>	101.4	<u>31.134</u>	124.0	42.396		<u>233.8</u>	<u>1:50.065</u>	
9	Pit Out	96.9	33.056	118.9	48.192			7:56.997		18									

69 MARCOS RUDA									KTM										
lap	Sect-1	Speed	Sect-2	Speed	Sect-3	Speed	TopSpeed	laptime	pit	lap	Sect-1	Speed	Sect-2	Speed	Sect-3	Speed	Topspeed	laptime	pit
1	Pit Out	67.3	35.530	102.8	Pit In			2:36.351		9	37.442	96.7	31.569	116.6	42.813		220.0	1:51.824	
2	Pit Out	94.7	32.049	116.0	42.905			2:22.356		10	39.725	97.2	33.385	106.3	46.357		222.2	1:59.467	
3	37.667	95.7	31.712	115.9	<u>42.571</u>		219.1	1:51.950		11	37.345	96.1	31.530	118.4	42.843		<u>228.3</u>	1:51.718	
4	37.213	<u>99.2</u>	31.609	119.6	42.987		226.4	1:51.809		12	41.085	93.3	32.264	117.3	Pit In		221.8	2:17.063	
5	37.278	97.6	31.645	118.0	42.948		220.4	1:51.871		13	Pit Out	97.2	31.594	117.1	42.694			5:40.172	
6	38.886	97.2	32.732	116.1	Pit In		218.6	2:14.213		14	37.198	98.8	<u>31.298</u>	116.1	42.677		220.0	<u>1:51.173</u>	
7	Pit Out	95.5	31.725	<u>120.0</u>	42.887			6:23.375		15	37.175	99.0	31.595	116.9	42.718		220.9	1:51.488	


FIM JUNIORGP WORLD CHAMPIONSHIP - PORTIMAO

Autódromo Internacional do Algarve

JuniorGP

29 June - 2 July 2023

Laps and Sector Times - FP2

Autodromo Internacional Algarve - 4592mtr.

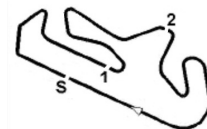
8	37.386	96.6	31.508	116.0	42.939	219.5	1:51.833	16	<u>37.147</u>	96.9	31.392	116.1	42.673	222.2	1:51.212
---	--------	------	--------	-------	--------	-------	----------	----	---------------	------	--------	-------	--------	-------	----------

71 TORIN COLLINS									KTM										
lap	Sect-1	Speed	Sect-2	Speed	Sect-3	Speed	TopSpeed	laptime	pit	lap	Sect-1	Speed	Sect-2	Speed	Sect-3	Speed	Topspeed	laptime	pit
1	Pit Out	97.6	32.936	109.9	52.254			2:09.109		8	38.215	100.2	32.505	111.2	46.020		216.0	1:56.740	
2	38.425	100.2	32.569	111.5	43.824		217.7	1:54.818		9	37.931	105.2	33.716	113.2	Pit In		220.0	2:16.184	
3	37.909	104.0	32.322	113.1	44.187		222.2	1:54.418		10	Pit Out	96.0	35.529	110.9	43.705			7:17.654	
4	38.428	100.5	32.568	111.9	51.353		219.1	2:02.349		11	37.982	103.3	32.028	113.6	43.324		220.4	1:53.334	
5	37.686	<u>125.9</u>	37.898	<u>114.6</u>	Pit In		217.3	2:19.709		12	37.494	104.7	<u>32.020</u>	112.6	43.695		222.2	1:53.209	
6	Pit Out	101.5	32.689	110.8	44.502			9:44.144		13	37.618	106.5	32.621	113.8	48.838		222.7	1:59.077	
7	37.960	116.0	36.430	112.1	44.432		216.0	1:58.822		14	<u>37.486</u>	102.7	32.178	113.9	<u>43.317</u>		<u>224.1</u>	<u>1:52.981</u>	

74 ALEX GOURDON									HONDA										
lap	Sect-1	Speed	Sect-2	Speed	Sect-3	Speed	TopSpeed	laptime	pit	lap	Sect-1	Speed	Sect-2	Speed	Sect-3	Speed	Topspeed	laptime	pit
1	Pit Out	90.5	33.009	112.1	43.876			2:03.035		10	37.949	98.2	32.044	114.8	43.443		216.4	1:53.436	
2	38.089	98.7	32.206	117.4	43.670		216.4	1:53.965		11	37.707	112.7	38.430	116.1	47.941		212.2	2:04.078	
3	37.952	102.3	31.949	114.9	43.612		215.1	1:53.513		12	38.074	104.5	32.094	<u>121.6</u>	43.566		210.1	1:53.734	
4	38.302	97.9	32.165	118.7	43.681		211.4	1:54.148		13	39.415	99.0	34.446	115.6	50.077		210.1	2:03.938	
5	39.839	101.0	33.919	113.3	45.284		210.1	1:59.042		14	38.172	103.3	32.227	118.0	44.746		211.8	1:55.145	
6	37.835	102.7	32.094	118.6	43.235		213.4	1:53.164		15	38.566	101.3	32.143	113.3	43.956		217.3	1:54.665	
7	37.835	101.2	31.970	116.5	43.301		213.0	1:53.106		16	37.748	108.4	34.733	113.2	44.115		214.3	1:56.596	
8	39.488	105.8	33.866	115.3	Pit In		215.1	2:17.723		17	38.327	102.6	32.701	114.9	43.397		211.4	1:54.425	
9	Pit Out	100.8	34.131	114.8	51.428			7:43.586		18	<u>37.377</u>	100.5	<u>31.874</u>	119.1	<u>43.116</u>		<u>220.4</u>	<u>1:52.367</u>	

78 JAKOB ROSENTHALER									HUSQVARNA										
lap	Sect-1	Speed	Sect-2	Speed	Sect-3	Speed	TopSpeed	laptime	pit	lap	Sect-1	Speed	Sect-2	Speed	Sect-3	Speed	Topspeed	laptime	pit
1	Pit Out	92.9	32.783	109.3	51.296			2:08.634		9	37.436	99.3	31.418	117.6	42.970		220.0	1:51.824	
2	38.002	94.5	32.331	112.5	43.144		<u>225.5</u>	1:53.477		10	37.376	96.5	31.442	116.4	<u>42.775</u>		221.3	1:51.593	
3	37.211	<u>103.6</u>	31.703	114.0	42.971		223.6	1:51.885		11	37.306	98.1	31.434	116.9	42.830		222.2	1:51.570	
4	37.266	102.4	31.640	115.3	42.814		222.2	1:51.720		12	39.124	94.2	32.812	110.7	Pit In		221.3	2:13.612	
5	37.633	98.2	31.562	<u>118.3</u>	43.076		224.5	1:52.271		13	Pit Out	87.1	33.200	110.2	43.703			7:38.401	
6	39.171	94.3	32.937	112.4	Pit In		223.1	2:14.247		14	<u>37.079</u>	98.9	<u>31.159</u>	116.3	42.913		224.5	<u>1:51.151</u>	
7	Pit Out	94.6	33.247	110.7	44.162			6:15.210		15	41.423	84.0	34.355	110.4	46.196		<u>225.5</u>	2:01.974	
8	37.217	101.7	31.704	115.6	42.900		220.9	1:51.821		16	37.196	97.7	31.329	117.5	42.804		222.7	1:51.329	

83 ALVARO CARPE									HUSQVARNA										
lap	Sect-1	Speed	Sect-2	Speed	Sect-3	Speed	TopSpeed	laptime	pit	lap	Sect-1	Speed	Sect-2	Speed	Sect-3	Speed	Topspeed	laptime	pit
1	Pit Out	80.8	37.377	95.2	59.204			2:32.125		10	37.139	101.6	31.368	119.3	51.543		224.1	2:00.050	
2	37.535	98.2	31.930	120.0	42.729		226.4	1:52.194		11	36.781	100.2	31.317	114.9	44.194		225.5	1:52.292	
3	37.014	101.2	31.599	118.6	42.656		228.3	1:51.269		12	<u>36.551</u>	104.7	32.712	107.6	56.674		231.3	2:05.937	
4	42.065	97.2	32.777	115.4	43.855		221.3	1:58.697		13	36.725	101.6	31.421	<u>120.9</u>	42.404		227.8	1:50.550	
5	36.931	98.2	31.314	118.3	42.193		226.4	<u>1:50.438</u>		14	37.087	101.5	31.253	118.3	42.532		229.3	1:50.872	
6	36.966	100.0	31.360	119.3	<u>42.143</u>		231.8	1:50.469		15	36.657	101.1	<u>31.194</u>	118.2	42.727		222.7	1:50.578	
7	38.655	<u>139.4</u>	40.563	93.6	Pit In		232.8	2:29.209		16	43.745	89.3	34.562	101.6	45.876		224.1	2:04.183	
8	Pit Out	86.7	33.323	102.8	58.477			9:17.120		17	36.594	110.2	34.776	118.8	43.924		<u>234.8</u>	1:55.294	
9	37.116	95.8	31.281	118.9	42.575		229.3	1:50.972		18									


FIM JUNIORGP WORLD CHAMPIONSHIP - PORTIMAO

Autódromo Internacional do Algarve

JuniorGP

29 June - 2 July 2023

Laps and Sector Times - FP2

Autodromo Internacional Algarve - 4592mtr.

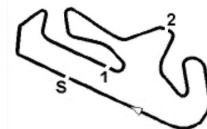
85 XABIER ZURUTUZA										KTM									
lap	Sect-1	Speed	Sect-2	Speed	Sect-3	Speed	TopSpeed	laptime	pit	lap	Sect-1	Speed	Sect-2	Speed	Sect-3	Speed	Topspeed	laptime	pit
1	Pit Out	92.7	35.173	116.4	54.901			2:15.655		10	<u>36.540</u>	99.4	31.182	122.4	42.566		230.3	1:50.288	
2	37.723	96.3	31.608	121.9	42.678		223.1	1:52.009		11	41.458	98.5	32.205	122.9	46.678		223.6	2:00.341	
3	36.922	104.5	31.613	120.1	42.551		226.9	1:51.086		12	38.935	95.3	33.614	119.7	43.516		229.3	1:56.065	
4	37.125	96.3	31.499	120.9	42.186		224.1	1:50.810		13	36.592	102.1	31.529	117.6	42.227		<u>232.8</u>	1:50.348	
5	37.203	99.1	31.479	116.8	42.742		229.8	1:51.424		14	36.841	100.7	<u>31.137</u>	120.5	42.298		224.1	1:50.276	
6	36.820	102.0	31.459	121.3	42.565		225.5	1:50.844		15	41.076	97.6	31.755	119.7	42.631		225.9	1:55.462	
7	36.709	<u>106.2</u>	33.770	119.7	Pit In		224.5	2:12.235		16	38.244	95.9	31.700	119.2	48.079		225.5	1:58.023	
8	Pit Out	100.1	31.834	120.9	43.196			9:48.819		17	36.589	99.5	31.200	122.2	<u>42.019</u>		232.3	<u>1:49.808</u>	
9	36.701	97.2	31.308	<u>123.1</u>	42.459		230.3	1:50.468		18									

89 MARCOS URI ARTE										HUSQVARNA									
lap	Sect-1	Speed	Sect-2	Speed	Sect-3	Speed	TopSpeed	laptime	pit	lap	Sect-1	Speed	Sect-2	Speed	Sect-3	Speed	Topspeed	laptime	pit
1	Pit Out	93.7	32.191	114.3	47.110			2:02.773		6	Pit Out	95.1	31.640	114.8	43.123			2:25.960	
2	<u>37.121</u>	99.7	31.666	116.9	<u>42.620</u>		229.3	<u>1:51.407</u>		7	37.195	<u>100.4</u>	31.738	<u>118.0</u>	42.815		221.8	1:51.748	
3	37.152	97.6	31.503	117.3	48.504		<u>230.3</u>	1:57.159		8	37.402	95.8	<u>31.481</u>	114.4	42.961		221.8	1:51.844	
4	37.284	96.3	31.559	112.4	42.731		229.3	1:51.574		9	37.291	95.9	31.495	115.9	42.765		223.1	1:51.551	
5	39.073	95.4	33.783	116.5	Pit In		225.0	2:15.313		10									

91 KOTARO UCHI UMI										KTM									
lap	Sect-1	Speed	Sect-2	Speed	Sect-3	Speed	TopSpeed	laptime	pit	lap	Sect-1	Speed	Sect-2	Speed	Sect-3	Speed	Topspeed	laptime	pit
1	Pit Out	90.0	35.298	<u>116.8</u>	54.842			2:15.496		10	37.996	93.1	32.028	112.0	43.257		223.1	1:53.281	
2	38.699	92.5	32.712	113.4	43.266		221.8	1:54.677		11	37.702	96.1	32.140	111.3	43.259		222.7	1:53.101	
3	38.031	95.7	31.948	110.3	43.125		222.7	1:53.104		12	37.764	96.2	32.149	110.0	43.588		222.7	1:53.501	
4	38.020	94.4	31.965	113.1	43.119		222.2	1:53.104		13	38.179	<u>99.8</u>	32.562	113.2	47.670		220.9	1:58.411	
5	38.094	96.6	32.261	108.4	43.287		220.0	1:53.642		14	37.674	96.2	<u>31.867</u>	113.0	<u>42.987</u>		<u>225.9</u>	<u>1:52.528</u>	
6	37.963	94.9	31.998	<u>116.8</u>	51.909		219.1	2:01.870		15	37.682	98.1	31.990	112.0	47.344		223.1	1:57.016	
7	38.111	94.5	32.227	108.8	43.755		217.3	1:54.093		16	37.998	97.2	32.020	115.3	43.481		225.0	1:53.499	
8	38.988	93.4	32.763	108.4	Pit In		219.1	2:15.645		17	37.578	98.9	32.259	106.9	43.331		222.7	1:53.168	
9	Pit Out	98.1	32.356	112.3	43.325			7:32.031		18	<u>37.563</u>	99.2	32.246	112.3	43.044		221.3	1:52.853	

93 FADILLAH ARBI ADITAMA										HONDA									
lap	Sect-1	Speed	Sect-2	Speed	Sect-3	Speed	TopSpeed	laptime	pit	lap	Sect-1	Speed	Sect-2	Speed	Sect-3	Speed	Topspeed	laptime	pit
1	Pit Out	89.3	35.430	106.8	55.091			2:14.559		10	Pit Out	100.0	32.032	113.6	43.364			8:47.745	
2	37.884	98.7	31.667	119.6	42.764		223.6	1:52.315		11	37.680	102.2	31.703	117.0	42.558		224.5	1:51.941	
3	37.295	94.8	31.675	117.1	42.594		225.0	1:51.564		12	<u>36.705</u>	107.9	32.979	119.6	47.518		230.3	1:57.202	
4	41.450	96.5	31.662	116.8	42.917		219.5	1:56.029		13	37.188	102.0	<u>31.346</u>	119.1	42.388		<u>231.8</u>	1:50.922	
5	37.240	100.9	31.591	114.8	42.490		219.5	1:51.321		14	36.855	104.7	31.623	<u>120.3</u>	42.601		223.6	1:51.079	
6	37.076	100.1	31.464	119.1	42.252		231.3	1:50.792		15	36.744	102.2	31.560	118.2	42.401		223.6	1:50.705	
7	40.710	93.8	38.266	113.0	49.996		230.3	2:08.972		16	36.719	<u>108.0</u>	31.767	119.1	42.765		222.2	1:51.251	
8	37.302	96.7	31.399	117.5	42.603		219.5	1:51.304		17	37.024	96.3	31.434	120.0	<u>42.222</u>		220.0	<u>1:50.680</u>	
9	40.328	91.3	33.430	114.6	Pit In		219.1	2:17.276		18									

94 FACUNDO LLAMBIAS										HONDA									
lap	Sect-1	Speed	Sect-2	Speed	Sect-3	Speed	TopSpeed	laptime	pit	lap	Sect-1	Speed	Sect-2	Speed	Sect-3	Speed	Topspeed	laptime	pit
1	Pit Out	73.7	39.260	104.2	58.753			2:31.780		10	37.229	99.9	31.536	121.6	48.175		<u>229.8</u>	1:56.940	
2	37.561	104.5	32.584	121.3	42.651		220.4	1:52.796		11	38.009	99.1	32.316	118.9	44.134		218.6	1:54.459	



FIM JUNIORGP WORLD CHAMPIONSHIP - PORTIMAO

Autódromo Internacional do Algarve

JuniorGP

29 June - 2 July 2023

Laps and Sector Times - FP2

Autodromo Internacional Algarve - 4592mtr.

3	37.135	99.6	31.564	116.5	42.803	229.3	1:51.502	12	37.255	<u>106.1</u>	32.532	118.7	56.227	219.1	2:06.014
4	42.990	95.2	31.853	116.4	43.746	223.1	1:58.589	13	37.242	103.4	<u>31.358</u>	121.2	<u>42.389</u>	219.1	<u>1:50.989</u>
5	37.291	100.1	31.450	118.6	42.514	227.8	1:51.255	14	37.998	101.4	31.765	117.3	43.147	225.5	1:52.910
6	37.323	99.7	31.406	120.4	42.654	225.9	1:51.383	15	<u>37.116</u>	103.5	31.874	<u>124.4</u>	43.004	220.9	1:51.994
7	39.177	94.7	38.071	115.3	Pit In	218.6	<u>2:28.449</u>	16	39.674	89.0	34.401	107.9	45.252	214.7	1:59.327
8	Pit Out	100.6	33.887	94.5	58.546		9:15.060	17	37.458	99.7	31.505	117.4	42.787	216.4	1:51.750
9	37.661	101.3	32.449	119.1	42.481	219.1	1:52.591	18							