

# FIM JUNIORGP WORLD CHAMPIONSHIP - PORTIMAO

Autódromo Internacional do Algarve

ETC Gr A

29 June - 2 July 2023

Laps and Sector Times - Qualifying 2

Autodromo Internacional Algarve - 4592mtr.

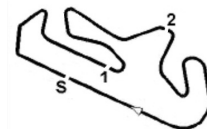
3	VASILIS PANTELEAKIS									HONDA									
lap	Sect-1	Speed	Sect-2	Speed	Sect-3	Speed	TopSpeed	laptime	pit	lap	Sect-1	Speed	Sect-2	Speed	Sect-3	Speed	Topspeed	laptime	pit
1	Pit Out	92.3	33.177	114.3	43.818			2:05.226		9	Pit Out	96.1	32.950	111.5	43.572			10:57.245	
2	38.423	92.1	32.048	114.4	42.833		217.3	1:53.304		10	38.686	95.3	32.468	112.4	43.179		210.5	1:54.333	
3	39.259	82.9	35.594	111.5	44.135		223.1	1:58.988		11	38.709	98.2	32.894	111.7	Pit In		211.4	2:12.726	
4	38.238	98.3	32.045	112.7	43.371		215.1	1:53.654		12	Pit Out	99.0	32.617	112.6	45.536			3:03.514	
5	38.240	94.8	32.101	115.3	42.755		217.7	1:53.096		13	39.094	96.5	32.698	108.9	42.994		212.6	1:54.786	
6	39.477	91.3	32.886	100.8	44.355		217.3	1:56.718		14	37.968	96.5	32.305	116.6	42.275		217.3	1:52.548	
7	38.388	97.3	32.318	115.1	43.589		220.0	1:54.295		15	37.727	97.9	31.916	117.6	42.529		220.4	1:52.172	
8	38.288	96.5	33.104	115.6	Pit In		217.7	2:16.298		16									

6	BENJAMIN CAILLET									HONDA									
lap	Sect-1	Speed	Sect-2	Speed	Sect-3	Speed	TopSpeed	laptime	pit	lap	Sect-1	Speed	Sect-2	Speed	Sect-3	Speed	Topspeed	laptime	pit
1	Pit Out	109.6	39.311	113.4	44.028			2:15.371		6	38.084	99.6	32.247	116.6	42.790		216.4	1:53.121	
2	38.974	93.5	32.306	115.6	43.276		216.0	1:54.556		7	38.408	97.4	32.518	116.5	43.207		214.7	1:54.133	
3	39.012	90.5	32.249	115.5	42.916		215.6	1:54.177		8	39.072	96.8	32.999	114.0	Pit In		216.4	2:15.594	
4	38.277	96.8	32.321	118.2	42.832		212.2	1:53.430		9	Pit Out	95.4	33.048	114.9	43.718			11:34.105	
5	37.942	95.1	31.998	117.5	42.505		210.9	1:52.445		10									

7	BEÑAT FERNÁNDEZ									HONDA									
lap	Sect-1	Speed	Sect-2	Speed	Sect-3	Speed	TopSpeed	laptime	pit	lap	Sect-1	Speed	Sect-2	Speed	Sect-3	Speed	Topspeed	laptime	pit
1	Pit Out	94.6	32.978	109.2	44.578			2:04.992		10	37.858	101.8	31.867	125.6	42.808		221.8	1:52.533	
2	38.440	96.2	32.140	118.8	43.222		215.1	1:53.802		11	37.793	101.9	31.711	117.6	42.874		223.6	1:52.378	
3	39.064	94.7	32.647	117.6	43.115		215.1	1:54.826		12	39.825	94.5	31.777	125.7	42.691		214.7	1:54.293	
4	38.013	95.4	32.264	117.9	43.381		219.1	1:53.658		13	37.548	98.0	31.749	112.7	45.372		223.6	1:54.669	
5	37.875	95.7	32.203	121.2	42.879		216.4	1:52.957		14	37.499	99.7	31.592	118.3	42.194		227.8	1:51.285	
6	40.789	97.8	32.167	114.8	43.004		214.7	1:55.960		15	37.475	101.8	31.585	127.1	42.347		219.5	1:51.407	
7	37.609	99.0	31.841	125.1	42.684		220.9	1:52.134		16	37.770	97.6	32.468	119.1	44.972		222.7	1:55.210	
8	41.846	91.7	32.050	122.7	Pit In		214.7	2:16.215		17	37.311	96.9	32.947	112.3	42.823		226.9	1:53.081	
9	Pit Out	90.8	32.406	111.8	43.313			9:20.009		18									

9	ELLIOT KASSIGIAN									HONDA									
lap	Sect-1	Speed	Sect-2	Speed	Sect-3	Speed	TopSpeed	laptime	pit	lap	Sect-1	Speed	Sect-2	Speed	Sect-3	Speed	Topspeed	laptime	pit
1	Pit Out	85.6	34.047	104.8	44.674			2:07.597		11	Pit Out	92.7	33.204	111.7	44.111			5:16.085	
2	39.307	94.9	33.068	111.5	43.922		208.9	1:56.297		12	38.674	96.1	32.466	119.3	43.421		216.9	1:54.561	
3	39.028	91.0	32.987	110.8	51.904		213.0	2:03.919 D		13	38.586	97.6	32.557	115.6	43.376		212.6	1:54.519	
4	39.310	96.0	32.454	116.1	43.604		216.0	1:55.368		14	38.595	97.5	32.424	118.0	43.369		214.7	1:54.388	
5	39.610	94.2	32.889	113.2	44.244		216.0	1:56.743 D		15	38.334	98.6	32.309	116.3	43.844		213.9	1:54.487	
6	38.702	97.0	32.611	113.0	43.527		217.7	1:54.840		16	39.290	92.2	33.253	112.4	43.074		214.7	1:55.617	
7	38.667	96.9	32.592	115.6	43.486		213.0	1:54.745		17	38.328	97.6	32.173	115.8	43.362		215.1	1:53.863	
8	38.537	98.5	32.459	112.5	43.318		213.4	1:54.314		18	38.291	98.0	32.186	118.7	43.058		216.0	1:53.535	
9	38.535	99.4	32.663	114.2	43.495		211.4	1:54.693		19	38.542	101.0	32.590	112.5	43.191		222.7	1:54.323	
10	40.777	95.5	33.688	108.5	Pit In		210.9	2:21.666		20									

14		EDU GUTIÉRREZ								HONDA									
lap	Sect-1	Speed	Sect-2	Speed	Sect-3	Speed	TopSpeed	laptime	pit	lap	Sect-1	Speed	Sect-2	Speed	Sect-3	Speed	Topspeed	laptime	pit
1	Pit Out	94.5	32.612	115.1	43.101		2:02.506			9	Pit Out	96.8	32.470	<u>121.3</u>	43.581			10:53.024	
2	38.333	95.4	32.065	108.5	43.098		219.1	1:53.496		10	38.320	97.0	32.249	113.8	43.094		217.3	1:53.663	



# FIM JUNIORGP WORLD CHAMPIONSHIP - PORTIMAO

Autódromo Internacional do Algarve

ETC Gr A

29 June - 2 July 2023

Laps and Sector Times - Qualifying 2

Autodromo Internacional Algarve - 4592mtr.

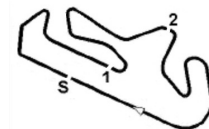
3	39.657	94.0	36.215	104.9	45.615	<u>220.4</u>	2:01.487	11	38.105	97.5	32.101	114.4	43.000	214.7	1:53.206
4	38.266	94.2	32.197	113.3	43.476	219.5	1:53.939	12	38.054	<u>100.7</u>	32.161	113.6	47.362	214.7	1:57.577
5	38.064	96.6	32.062	113.3	<u>42.921</u>	216.9	<u>1:53.047</u>	13	38.038	98.6	32.141	118.2	43.089	217.7	1:53.268
6	39.062	95.7	33.658	106.0	43.926	219.1	1:56.646	14	37.912	96.8	<u>32.060</u>	115.8	43.174	216.0	1:53.146
7	38.338	99.2	32.482	117.1	43.664	217.7	1:54.484	15	<u>37.830</u>	98.6	32.242	115.4	43.230	217.3	1:53.302
8	39.258	95.8	32.851	116.4	Pit In	215.6	<u>2:15.115</u>	16	41.526	97.7	32.851	108.3	43.912	214.3	1:58.289

19	LADI SLAV LÖRI NC									HONDA									
lap	Sect-1	Speed	Sect-2	Speed	Sect-3	Speed	TopSpeed	laptime	pit	lap	Sect-1	Speed	Sect-2	Speed	Sect-3	Speed	Topspeed	laptime	pit
1	Pit Out	90.2	33.723	111.9	45.068			2:06.044		10	41.376	91.8	33.888	119.3	Pit In		213.0	2:24.465	
2	39.613	92.5	33.227	117.0	44.658		213.4	1:57.498		11	Pit Out	94.7	32.806	116.9	44.338			8:32.011	
3	39.875	108.9	39.914	109.4	44.914		214.7	2:04.703		12	38.964	97.8	32.419	124.0	43.782		213.0	1:55.165	
4	39.163	96.5	32.786	120.1	44.142		213.9	1:56.091		13	39.258	102.2	33.255	115.1	44.096		212.2	1:56.609	
5	39.334	96.3	33.032	116.5	44.364		216.0	1:56.730		14	38.799	98.7	32.886	115.3	43.908		214.7	1:55.593	
6	39.086	96.3	32.754	120.5	43.671		216.4	1:55.511		15	38.636	100.5	32.536	122.3	43.799		211.4	1:54.971	
7	41.124	99.2	36.439	113.9	52.656		216.4	2:10.219		16	41.466	97.8	35.372	109.0	46.076		211.8	2:02.914	
8	39.842	95.0	33.181	117.0	45.590		211.4	1:58.613		17	39.712	96.9	34.442	108.5	45.691		213.4	1:59.845	
9	44.602	98.8	32.918	121.6	44.251		209.7	2:01.771		18									

20	OWEN van TRIGT									HONDA									
lap	Sect-1	Speed	Sect-2	Speed	Sect-3	Speed	TopSpeed	laptime	pit	lap	Sect-1	Speed	Sect-2	Speed	Sect-3	Speed	Topspeed	laptime	pit
1	Pit Out	92.4	32.681	112.7	Pit In			<u>2:32.143</u>		9	38.499	94.1	32.151	119.9	42.875		214.3	1:53.525	
2	Pit Out	96.9	35.702	114.4	43.744			<u>3:30.840</u>		10	38.070	95.2	<u>31.873</u>	119.5	43.457		218.2	1:53.400	
3	38.723	93.1	32.339	116.4	43.127		212.6	1:54.189		11	<u>37.788</u>	99.4	32.315	106.5	43.259		<u>221.3</u>	1:53.362	
4	38.545	94.0	32.219	115.8	42.942		213.0	1:53.706		12	38.273	102.0	32.388	119.7	43.364		217.3	1:54.025	
5	38.682	102.4	36.283	109.8	42.954		217.3	1:57.919		13	38.087	97.8	32.086	118.6	42.909		214.3	1:53.082	
6	37.946	97.3	32.028	115.1	43.234		220.4	1:53.208		14	38.296	95.7	32.584	113.2	42.847		213.4	1:53.727	
7	40.253	92.4	32.354	111.0	Pit In		213.0	<u>2:16.477</u>		15	38.024	97.3	31.894	116.8	<u>42.492</u>		216.0	<u>1:52.410</u>	
8	Pit Out	97.1	32.492	<u>120.0</u>	43.298			<u>10:33.585</u>		16									

21	RUCHÉ MOODLEY									HONDA									
lap	Sect-1	Speed	Sect-2	Speed	Sect-3	Speed	TopSpeed	laptime	pit	lap	Sect-1	Speed	Sect-2	Speed	Sect-3	Speed	Topspeed	laptime	pit
1	Pit Out	95.2	32.497	115.0	42.715			<u>2:00.914</u>		8	38.263	97.6	32.170	114.2	Pit In		217.7	<u>2:11.055</u>	
2	37.820	96.0	31.890	<u>118.3</u>	42.594		220.0	1:52.304		9	Pit Out	96.6	32.417	111.5	51.622			<u>7:04.436</u>	
3	44.697	87.2	36.470	115.1	Pit In		217.7	<u>2:23.957</u>		10	37.848	99.3	32.029	116.5	42.727		218.2	1:52.604	
4	Pit Out	98.2	32.323	112.9	42.919			<u>11:12.708</u>		11	37.820	<u>99.4</u>	31.848	115.1	<u>42.380</u>		219.1	1:52.048	
5	38.373	98.2	32.063	115.0	42.526		218.2	1:52.962		12	37.613	<u>99.4</u>	31.782	117.0	42.491		220.0	1:51.886	
6	37.933	98.4	31.785	116.3	42.725		217.7	1:52.443		13	<u>37.382</u>	99.2	<u>31.744</u>	115.8	42.444		<u>221.3</u>	<u>1:51.570</u>	
7	37.729	99.2	31.833	109.8	42.443		218.6	1:52.005		14									

24	GUILLEM PLANQUES									HONDA									
lap	Sect-1	Speed	Sect-2	Speed	Sect-3	Speed	TopSpeed	laptime	pit	lap	Sect-1	Speed	Sect-2	Speed	Sect-3	Speed	Topspeed	laptime	pit
1	Pit Out	94.8	33.187	97.2	44.924			2:03.700		10	38.194	99.3	32.087	120.4	42.733		212.6	1:53.014	
2	37.657	98.7	31.673	118.4	42.397		219.1	1:51.727		11	38.448	98.0	31.918	117.1	42.888		213.4	1:53.254	
3	38.204	97.6	31.886	121.8	42.725		219.1	1:52.815	D	12	38.698	96.9	31.972	114.2	42.898		219.5	1:53.568	
4	41.285	142.9	39.773	113.7	50.534		213.0	2:11.592		13	39.487	99.8	32.014	109.2	43.060		217.3	1:54.561	
5	37.608	99.3	31.836	120.4	42.613		215.6	1:52.057		14	41.221	105.0	32.424	118.6	42.694		210.9	1:56.339	



# FIM JUNIORGP WORLD CHAMPIONSHIP - PORTIMAO

Autódromo Internacional do Algarve

ETC Gr A

29 June - 2 July 2023

Laps and Sector Times - Qualifying 2

Autodromo Internacional Algarve - 4592mtr.

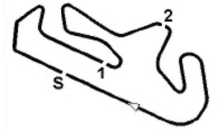
6	37.950	96.9	31.969	113.7	42.358	<u>222.2</u>	1:52.277	15	37.705	99.8	31.992	116.9	42.470	217.7	1:52.167
7	41.528	97.0	31.990	<u>121.9</u>	Pit In	219.1	2:16.815	16	38.127	102.7	32.179	116.1	<u>42.300</u>	214.7	1:52.606
8	Pit Out	99.0	32.149	120.4	42.863		8:39.032	17	37.736	106.4	32.078	118.3	42.339	216.4	1:52.153
9	38.251	100.2	32.287	121.3	42.771	211.8	1:53.309	18							

25	GONZALO PÉREZ									HONDA									
lap	Sect-1	Speed	Sect-2	Speed	Sect-3	Speed	TopSpeed	laptime	pit	lap	Sect-1	Speed	Sect-2	Speed	Sect-3	Speed	Topspeed	laptime	pit
1	Pit Out	88.9	32.657	112.0	42.892			2:08.105		8	37.984	93.2	32.079	114.2	42.937		221.8	1:53.000	
2	38.200	94.4	32.152	114.4	42.701		220.4	1:53.053		9	37.849	98.0	32.187	116.9	42.690		220.4	1:52.726	
3	42.714	88.0	37.223	114.5	Pit In		221.8	2:22.802		10	38.034	94.2	32.096	112.5	49.240		222.2	1:59.370	
4	Pit Out	97.6	33.096	113.7	43.085			5:25.853		11	39.035	92.9	32.927	112.5	43.042		222.2	<del>1:55.004</del> D	
5	38.561	92.6	32.514	113.2	Pit In		219.1	2:16.855		12	37.740	96.4	32.118	116.4	42.789		<u>223.1</u>	1:52.647	
6	Pit Out	95.0	32.481	116.9	43.043			10:42.170		13	37.735	<u>98.1</u>	32.106	116.6	<u>42.683</u>		221.3	1:52.524	
7	38.498	96.1	32.112	<u>117.8</u>	42.775		218.2	1:53.385		14	<u>37.702</u>	97.6	<u>31.967</u>	115.8	42.797		220.9	<u>1:52.466</u>	

27	RICO SALMELA									HONDA									
lap	Sect-1	Speed	Sect-2	Speed	Sect-3	Speed	TopSpeed	laptime	pit	lap	Sect-1	Speed	Sect-2	Speed	Sect-3	Speed	Topspeed	laptime	pit
1	Pit Out	98.3	32.422	116.5	42.975			2:01.496		9	Pit Out	99.5	32.544	107.8	48.207			11:56.749	
2	37.794	100.1	31.910	<u>123.9</u>	42.807		219.1	1:52.511		10	37.317	102.4	31.716	<u>123.9</u>	42.245		<u>225.9</u>	1:51.278	
3	43.697	99.0	35.520	119.6	Pit In		217.7	2:23.472		11	38.205	103.7	33.062	109.1	44.684		220.4	1:55.951	
4	Pit Out	99.0	32.131	119.3	42.732			2:25.902		12	37.050	103.5	31.680	121.5	<u>42.088</u>		222.7	1:50.818	
5	37.477	100.5	31.879	122.2	42.536		218.6	1:51.892		13	37.169	101.9	<u>31.427</u>	121.9	42.089		219.5	<u>1:50.685</u>	
6	37.844	99.4	32.130	118.6	42.533		218.6	1:52.507		14	39.088	96.7	32.680	117.5	45.051		222.7	1:56.819	
7	37.294	101.2	31.659	122.2	42.197		218.6	1:51.150		15	<u>37.041</u>	<u>103.8</u>	32.985	117.8	42.583		<u>225.9</u>	1:52.609	
8	38.639	94.2	32.838	118.6	Pit In		218.6	2:14.973		16									

28	MÁXIMO QUILES									HONDA									
lap	Sect-1	Speed	Sect-2	Speed	Sect-3	Speed	TopSpeed	laptime	pit	lap	Sect-1	Speed	Sect-2	Speed	Sect-3	Speed	Topspeed	laptime	pit
1	Pit Out	94.0	33.131	107.4	43.178			2:00.740		10	37.396	97.3	31.744	114.4	41.963		221.3	1:51.103	
2	37.865	93.7	32.229	108.9	42.372		218.6	1:52.466		11	37.282	97.5	31.640	111.5	42.058		222.7	1:50.980	
3	37.566	96.3	31.930	109.6	42.238		220.4	1:51.734		12	37.400	98.0	31.796	113.2	42.119		222.2	1:51.315	
4	37.372	96.8	31.818	110.7	42.326		220.0	1:51.516		13	38.602	96.1	31.976	114.0	42.845		221.8	1:53.423	
5	37.657	97.0	31.785	114.2	42.381		220.9	1:51.823		14	37.435	98.5	31.720	111.7	42.153		220.4	1:51.308	
6	37.161	99.1	31.756	113.2	41.891		221.3	1:50.808		15	37.367	98.1	31.870	110.7	42.053		220.9	1:51.290	
7	38.214	97.6	32.487	110.2	Pit In		221.3	2:18.072		16	37.447	98.8	31.833	112.4	42.116		221.3	1:51.396	
8	Pit Out	95.7	32.394	111.2	42.204			8:22.017		17	37.285	98.7	31.705	113.6	41.956		221.8	1:50.946	
9	37.463	97.6	31.796	116.0	42.096		221.3	1:51.355		18									

29	MASSIMO COPPA									HONDA									
lap	Sect-1	Speed	Sect-2	Speed	Sect-3	Speed	TopSpeed	laptime	pit	lap	Sect-1	Speed	Sect-2	Speed	Sect-3	Speed	Topspeed	laptime	pit
1	Pit Out	82.6	34.057	104.5	45.143			2:12.779		9	42.257	93.5	34.133	108.5	Pit In		208.1	2:28.273	
2	39.381	91.4	33.137	111.6	44.469		208.5	1:56.987		10	Pit Out	94.5	33.535	109.2	44.149			10:31.471	
3	39.107	93.7	32.902	119.7	43.960		209.7	1:55.969		11	39.494	94.2	32.756	117.3	45.775		209.7	1:58.025	
4	42.664	89.6	37.342	<u>120.8</u>	44.095		209.3	2:04.101		12	41.526	94.5	33.997	104.3	44.796		208.1	2:00.319	
5	38.872	93.0	33.048	117.8	43.882		216.9	1:55.802		13	38.711	<u>98.5</u>	33.569	117.6	<u>43.443</u>		<u>219.1</u>	1:55.723	
6	38.665	94.3	32.699	118.6	43.950		212.6	1:55.314		14	38.824	91.7	<u>32.377</u>	114.4	43.539		214.7	<u>1:54.740</u>	
7	38.747	93.8	32.677	117.9	43.488		213.4	1:54.912		15	<u>38.538</u>	95.9	32.407	115.8	43.797		213.4	1:54.742	



# FIM JUNIORGP WORLD CHAMPIONSHIP - PORTIMAO

Autódromo Internacional do Algarve

ETC Gr A

29 June - 2 July 2023

Laps and Sector Times - Qualifying 2

Autodromo Internacional Algarve - 4592mtr.

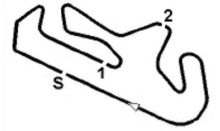
8	38.653	94.7	32.467	119.7	43.693	213.4	1:54.813	16	38.577	97.5	32.653	113.2	44.088	212.6	1:55.318
---	--------	------	--------	-------	--------	-------	----------	----	--------	------	--------	-------	--------	-------	----------

31	GIULIO PUGLIESE									HONDA									
lap	Sect-1	Speed	Sect-2	Speed	Sect-3	Speed	TopSpeed	laptime	pit	lap	Sect-1	Speed	Sect-2	Speed	Sect-3	Speed	Topspeed	laptime	pit
1	Pit Out	94.1	32.779	118.7	43.125			2:03.737		10	38.242	97.4	32.366	117.6	43.039		216.9	1:53.647	
2	37.932	95.3	31.932	117.4	42.613		229.3	1:52.477		11	41.445	89.4	34.314	111.0	46.191		212.2	2:01.950	
3	39.589	85.6	35.538	114.5	46.465		224.1	2:01.592		12	37.926	98.3	31.967	114.0	44.028		225.5	1:53.921	
4	37.941	98.6	32.015	118.7	42.722		221.8	1:52.678		13	37.763	97.8	32.177	118.4	46.484		227.8	1:56.424	
5	37.616	98.9	31.822	119.1	42.618		223.6	1:52.056		14	37.648	100.1	32.787	120.7	42.770		222.7	1:53.205	
6	39.421	84.6	34.973	108.9	45.936		225.0	2:00.330		15	39.642	90.1	34.069	117.8	43.448		222.7	1:57.159	
7	37.917	99.3	32.613	113.3	46.121		224.5	1:56.651		16	39.120	95.8	32.654	118.4	45.284		224.1	1:57.058	
8	39.087	96.9	33.142	116.0	Pit In		219.5	2:16.760		17	37.660	99.4	32.114	113.1	43.035		222.7	1:52.809	
9	Pit Out	94.1	33.190	117.4	43.818			8:24.148		18									

33	ENZO BELLON									HONDA									
lap	Sect-1	Speed	Sect-2	Speed	Sect-3	Speed	TopSpeed	laptime	pit	lap	Sect-1	Speed	Sect-2	Speed	Sect-3	Speed	Topspeed	laptime	pit
1	Pit Out	81.0	33.302	110.9	44.407			2:03.933		10	38.056	96.3	32.350	118.6	43.111		220.0	1:53.517	
2	38.525	94.4	32.266	120.4	43.151		219.1	1:53.942		11	41.689	90.7	33.937	113.8	45.709		218.2	2:01.335	
3	38.506	95.3	32.452	111.5	43.130		217.7	1:54.088		12	38.116	94.9	32.268	107.2	43.402		<u>221.8</u>	1:53.786	
4	38.191	95.8	32.438	118.6	43.175		218.2	1:53.804		13	39.351	97.5	32.290	113.3	43.653		218.6	1:55.294	
5	37.988	95.4	32.370	108.8	43.693		219.1	1:54.051		14	38.169	100.0	32.497	121.2	42.867		221.3	1:53.533	
6	38.890	95.7	32.403	115.9	43.065		220.0	1:54.358		15	38.440	<u>100.4</u>	32.190	122.6	43.134		214.7	1:53.764	
7	38.426	98.5	32.395	<u>123.4</u>	43.181		217.7	1:54.002		16	38.403	96.3	32.336	118.7	42.922		217.7	1:53.661	
8	39.658	90.8	33.283	121.6	Pit In		219.1	2:15.059		17	<u>37.962</u>	99.7	<u>32.083</u>	122.3	<u>42.689</u>		217.7	<u>1:52.734</u>	
9	Pit Out	91.0	33.180	110.7	43.725			8:58.574		18									

37	MARIANOS NIKOLIS									HONDA									
lap	Sect-1	Speed	Sect-2	Speed	Sect-3	Speed	TopSpeed	laptime	pit	lap	Sect-1	Speed	Sect-2	Speed	Sect-3	Speed	Topspeed	laptime	pit
1	Pit Out	92.9	33.370	115.8	45.102			2:06.855		9	Pit Out	84.1	34.165	113.0	43.885			12:51.460	
2	38.284	95.2	32.165	116.6	43.378		223.1	1:53.827		10	38.901	95.1	32.330	108.9	43.134		216.9	1:54.365	
3	38.330	97.9	32.538	116.4	43.121		223.1	1:53.989		11	40.748	98.5	32.144	118.2	43.519		222.2	1:56.411	
4	38.414	97.7	32.394	115.0	43.610		220.0	1:54.418		12	<u>37.749</u>	<u>99.9</u>	32.377	<u>118.8</u>	42.791		223.6	1:52.917	
5	37.887	97.4	32.538	110.7	43.000		222.2	1:53.425		13	37.813	96.3	<u>32.135</u>	116.9	42.766		<u>224.1</u>	<u>1:52.714</u>	
6	37.947	98.0	32.282	117.1	42.931		223.1	1:53.160		14	38.072	95.2	32.279	113.0	<u>42.613</u>		218.6	1:52.964	
7	38.789	94.3	32.496	118.4	43.356		219.1	1:54.641		15	37.949	99.2	32.261	117.0	42.735		220.4	1:52.945	
8	41.208	88.5	33.291	116.8	Pit In		223.1	2:17.358		16									

41	YVONNE CERPA									HONDA									
lap	Sect-1	Speed	Sect-2	Speed	Sect-3	Speed	TopSpeed	laptime	pit	lap	Sect-1	Speed	Sect-2	Speed	Sect-3	Speed	Topspeed	laptime	pit
1	Pit Out	94.9	32.815	117.9	44.266			2:10.463		7	38.921	93.6	32.300	113.8	43.118		210.1	1:54.339	
2	38.887	<u>95.4</u>	32.264	120.1	42.953		217.7	1:54.104		8	38.406	91.8	32.636	112.9	Pit In		<u>219.1</u>	2:16.650	
3	38.580	92.7	32.329	114.9	43.577		218.2	1:54.486		9	Pit Out	90.2	34.531	114.3	46.062			3:05.803	
4	39.100	90.8	32.839	114.6	43.531		213.4	1:55.470		10	39.211	92.7	32.262	120.1	43.249		217.3	1:54.722	
5	38.640	91.5	32.655	115.8	Pit In		218.2	2:19.820		11	38.173	92.0	32.019	116.1	42.737		217.7	1:52.929	
6	Pit Out	91.4	33.279	116.9	44.246			16:54.558		12	<u>38.059</u>	92.9	<u>31.939</u>	<u>121.5</u>	<u>42.601</u>		216.0	<u>1:52.599</u>	



# FIM JUNIORGP WORLD CHAMPIONSHIP - PORTIMAO

Autódromo Internacional do Algarve

ETC Gr A

29 June - 2 July 2023

Laps and Sector Times - Qualifying 2

Autodromo Internacional Algarve - 4592mtr.

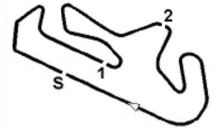
43	AMANUEL BRINTON									HONDA									
lap	Sect-1	Speed	Sect-2	Speed	Sect-3	Speed	TopSpeed	laptime	pit	lap	Sect-1	Speed	Sect-2	Speed	Sect-3	Speed	Topspeed	laptime	pit
1	Pit Out	95.5	32.433	112.3	42.881		2:06.816			7	Pit Out	92.3	32.026	116.9	42.730			16:18.978	
2	37.774	96.8	32.030	<u>119.2</u>	42.792		220.9	1:52.596		8	37.896	96.2	32.079	108.3	43.541		<u>221.8</u>	1:53.516	
3	38.352	94.7	32.217	112.6	53.222		<u>221.8</u>	2:03.791		9	38.613	94.1	32.619	104.9	43.431		220.0	1:54.663	
4	38.438	95.9	32.260	112.7	44.095		214.3	1:54.793		10	38.624	<u>98.3</u>	32.528	110.1	Pit In		217.3	2:13.537	
5	<u>37.721</u>	95.7	<u>31.914</u>	115.6	42.714		220.9	<u>1:52.349</u>		11	Pit Out	95.8	32.336	110.9	48.362			3:36.778	
6	39.053	95.1	32.374	109.6	Pit In		216.4	2:14.141		12	37.907	96.0	32.100	108.3	<u>42.593</u>		220.0	1:52.600	

47	DODÓ BOGGIO									HONDA									
lap	Sect-1	Speed	Sect-2	Speed	Sect-3	Speed	TopSpeed	laptime	pit	lap	Sect-1	Speed	Sect-2	Speed	Sect-3	Speed	Topspeed	laptime	pit
1	Pit Out	92.1	32.592	112.3	43.200			2:13.709		8	Pit Out	96.4	32.352	111.9	47.505			14:28.835	
2	37.692	93.8	31.931	113.9	42.646		225.0	1:52.269		9	37.765	98.4	31.912	115.9	42.594		220.4	1:52.271	
3	39.545	87.6	34.769	115.9	46.258		222.7	2:00.572		10	37.432	96.9	32.085	105.0	45.448		223.6	1:54.965	
4	41.606	95.7	32.351	110.8	43.271		219.5	1:57.228		11	37.436	99.8	31.666	117.0	<u>42.262</u>		224.1	1:51.364	
5	37.846	98.7	31.977	116.3	42.934		218.6	1:52.757		12	<u>37.187</u>	<u>101.9</u>	<u>31.596</u>	<u>118.2</u>	42.315		222.7	<u>1:51.098</u>	
6	37.902	98.4	33.529	108.9	43.054		220.9	1:54.485		13	37.577	98.6	31.769	116.0	46.012		<u>225.5</u>	1:55.358	
7	38.497	97.4	32.661	114.2	Pit In		219.5	2:17.269		14	37.455	99.8	32.873	110.8	42.680		219.5	1:53.008	

53	KIYANO VEIJER									HONDA									
lap	Sect-1	Speed	Sect-2	Speed	Sect-3	Speed	TopSpeed	laptime	pit	lap	Sect-1	Speed	Sect-2	Speed	Sect-3	Speed	Topspeed	laptime	pit
1	Pit Out	86.3	33.285	106.9	44.520			2:11.359		9	Pit Out	90.5	32.902	112.3	43.693			11:03.504	
2	39.270	91.4	32.349	116.5	43.333		220.9	1:54.952		10	39.605	92.1	32.951	114.6	45.224		213.9	1:57.780	
3	38.618	90.3	32.537	112.5	<u>42.945</u>		<u>221.8</u>	1:54.100		11	38.876	93.0	<u>32.263</u>	<u>119.1</u>	43.306		221.3	1:54.445	
4	38.711	92.8	32.728	115.5	42.985		219.1	1:54.424		12	38.447	93.5	32.485	114.3	43.165		219.1	1:54.097	
5	<u>38.084</u>	92.7	32.749	111.8	43.122		220.0	<u>1:53.955</u>		13	38.321	92.6	32.616	112.4	43.558		218.2	1:54.495	
6	39.400	92.8	32.706	112.1	43.313		217.3	1:55.419		14	40.834	<u>98.9</u>	32.692	112.4	43.145		215.1	1:56.671	
7	38.570	92.9	32.638	113.4	43.369		216.4	1:54.577		15	38.269	93.3	32.680	111.8	43.370		219.1	1:54.319	
8	39.489	90.8	32.557	116.0	Pit In		215.1	2:17.026		16	39.130	92.8	32.515	112.9	43.254		219.1	1:54.899	

58	JOSE LUIS ARMARIO									HONDA									
lap	Sect-1	Speed	Sect-2	Speed	Sect-3	Speed	TopSpeed	laptime	pit	lap	Sect-1	Speed	Sect-2	Speed	Sect-3	Speed	Topspeed	laptime	pit
1	Pit Out	79.9	33.488	110.7	44.785			2:09.967		8	39.277	94.0	32.462	117.3	43.036		210.9	1:54.775	
2	38.836	92.0	32.217	115.6	43.024		213.4	1:54.077		9	38.481	94.5	32.090	115.4	42.751		210.5	1:53.322	
3	39.346	91.8	32.208	115.1	43.142		217.7	1:54.696		10	38.405	97.5	32.174	117.0	42.744		211.8	1:53.323	
4	40.740	93.0	32.630	113.8	Pit In		213.0	2:22.129		11	38.205	96.8	32.045	117.6	42.628		212.2	1:52.878	
5	Pit Out	89.3	34.168	109.8	45.331			3:44.046		12	38.178	97.9	32.120	116.5	42.590		211.8	1:52.888	
6	40.784	92.5	34.921	115.4	Pit In		206.9	2:25.925		13	38.025	96.7	32.042	115.8	42.506		213.9	1:52.573	
7	Pit Out	90.3	32.650	116.8	43.256			12:39.722		14	38.145	93.0	32.628	108.9	42.970		216.0	1:53.743	

71	HAMAD KHAMIS AL-SAHOUTI									HONDA									
lap	Sect-1	Speed	Sect-2	Speed	Sect-3	Speed	TopSpeed	laptime	pit	lap	Sect-1	Speed	Sect-2	Speed	Sect-3	Speed	Topspeed	laptime	pit
1	Pit Out	87.1	33.055	105.0	44.495			2:05.797		8	Pit Out	91.5	32.802	111.6	43.863			14:55.819	
2	38.672	91.8	32.178	114.4	43.158		222.2	1:54.008		9	37.864	101.0	32.626	104.2	43.032		223.1	1:53.522	
3	38.314	94.4	32.733	111.3	42.721		221.3	1:53.768		10	40.670	96.0	32.196	113.4	43.358		219.1	1:56.224	
4	38.118	<u>102.7</u>	32.526	109.8	42.805		220.9	1:53.449		11	38.460	99.3	32.556	117.0	<u>42.326</u>		<u>225.0</u>	1:53.342	
5	38.460	93.5	32.775	113.8	43.116		219.5	1:54.351		12	38.103	99.9	<u>32.015</u>	117.3	42.681		223.1	1:52.799	
6	37.794	96.5	32.053	114.2	42.387		223.1	<u>1:52.234</u>		13	37.841	97.6	32.295	115.3	42.338		221.8	1:52.474	



# FIM JUNIORGP WORLD CHAMPIONSHIP - PORTIMAO

Autódromo Internacional do Algarve

ETC Gr A

29 June - 2 July 2023

Laps and Sector Times - Qualifying 2

Autodromo Internacional Algarve - 4592mtr.

7	37.729	98.4	32.334	<u>118.4</u>	Pit In	219.5	2:09.222	14	<u>37.675</u>	101.4	32.219	113.2	42.565	218.6	1:52.459
---	--------	------	--------	--------------	--------	-------	----------	----	---------------	-------	--------	-------	--------	-------	----------

73	VALENTÍN PERRONE									HONDA									
lap	Sect-1	Speed	Sect-2	Speed	Sect-3	Speed	TopSpeed	laptime	pit	lap	Sect-1	Speed	Sect-2	Speed	Sect-3	Speed	Topspeed	laptime	pit
1	Pit Out	90.3	32.696	117.9	43.126			2:11.547		9	38.315	<u>98.8</u>	32.176	114.9	43.303		221.8	1:53.794	
2	38.367	90.2	32.109	117.8	<u>42.713</u>		220.0	1:53.189		10	38.278	94.8	<u>32.033</u>	117.8	42.872		<u>224.1</u>	1:53.183	
3	39.137	84.0	34.079	115.5	Pit In		220.0	2:17.927		11	37.962	95.7	32.300	114.8	43.537		222.2	1:53.799	
4	Pit Out	93.4	32.428	115.3	43.366			2:31.224		12	38.233	96.3	32.151	<u>118.4</u>	42.754		220.9	1:53.138	
5	38.464	91.3	32.396	113.8	43.368		220.9	1:54.228		13	<u>37.907</u>	<u>98.8</u>	32.081	116.6	43.066		<u>224.1</u>	<u>1:53.054</u>	
6	38.210	94.0	32.423	114.6	Pit In		220.4	2:20.768		14	38.118	96.9	32.224	114.9	47.764		223.1	1:58.106	
7	Pit Out	91.1	38.853	112.6	43.569			11:38.101		15	37.966	97.3	32.222	114.3	43.086		218.2	1:53.274	
8	38.742	92.8	32.485	114.8	43.224		220.0	1:54.451		16									

82	KYLE PAYNE									HONDA									
lap	Sect-1	Speed	Sect-2	Speed	Sect-3	Speed	TopSpeed	laptime	pit	lap	Sect-1	Speed	Sect-2	Speed	Sect-3	Speed	Topspeed	laptime	pit
1	Pit Out	88.1	33.126	118.8	44.094			2:09.068		7	38.544	95.3	32.627	121.3	43.372		217.3	1:54.543	
2	39.419	90.8	32.378	118.6	43.164		223.1	1:54.961		8	38.740	94.0	32.276	114.2	Pit In		215.6	2:14.312	
3	39.613	91.8	32.399	122.3	43.149		222.7	1:55.161		9	Pit Out	95.9	33.138	127.1	49.748			10:58.273	
4	38.610	96.7	32.363	122.2	43.103		222.7	1:54.076		10	38.758	95.9	32.356	119.1	43.083		219.1	1:54.197	
5	38.586	92.9	32.417	112.1	44.019		224.1	1:55.022		11	38.364	95.7	32.353	118.7	43.205		221.3	1:53.922	
6	38.471	99.8	32.637	111.5	43.322		221.3	1:54.430		12									

93	ALBERTO FERRÁNDEZ									HONDA									
lap	Sect-1	Speed	Sect-2	Speed	Sect-3	Speed	TopSpeed	laptime	pit	lap	Sect-1	Speed	Sect-2	Speed	Sect-3	Speed	Topspeed	laptime	pit
1	Pit Out	92.4	32.539	110.3	43.352			2:04.852		6	38.053	94.1	32.221	110.2	44.527		<u>222.7</u>	1:54.801	
2	38.179	94.8	32.123	114.5	42.694		217.3	1:52.996		7	37.904	95.5	31.921	113.9	43.150		<u>222.7</u>	1:52.975	
3	39.240	90.9	38.050	107.4	Pit In		213.9	2:20.244		8	39.477	95.2	32.157	114.0	42.699		212.6	1:54.333	
4	Pit Out	92.4	32.645	112.6	Pit In			20:33.867		9	37.953	<u>101.4</u>	32.088	113.7	42.524		221.3	1:52.565	
5	Pit Out	98.1	32.871	108.4	45.711			3:19.518		10	<u>37.757</u>	99.6	<u>31.807</u>	<u>115.6</u>	<u>42.377</u>		217.3	<u>1:51.941</u>	