

# FIM JUNIORGP WORLD CHAMPIONSHIP - PORTIMAO

Autódromo Internacional do Algarve

ETC Gr A

29 June - 2 July 2023

Laps and Sector Times - FP2

Autodromo Internacional Algarve - 4592mtr.

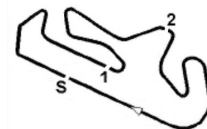
3 VASILIS PANTELEAKIS										HONDA									
lap	Sect-1	Speed	Sect-2	Speed	Sect-3	Speed	TopSpeed	laptime	pit	lap	Sect-1	Speed	Sect-2	Speed	Sect-3	Speed	Topspeed	laptime	pit
1	Pit Out	91.7	33.112	111.7	44.347			2:01.187		8	39.001	98.6	32.493	118.6	44.110		197.1	1:55.604	
2	39.081	92.3	32.642	116.1	44.819		203.0	1:56.542		9	39.146	97.6	32.385	116.0	Pit In		204.2	2:15.994	
3	39.276	94.9	32.747	106.5	44.466		197.1	1:56.489		10	Pit Out	94.1	32.654	108.5	46.924			13:57.852	
4	39.935	95.5	33.731	97.1	45.335		197.1	1:59.001		11	40.104	92.8	33.310	110.9	44.937		187.8	1:58.351	
5	39.388	96.9	32.492	117.6	44.077		203.4	1:55.957		12	39.481	95.4	32.714	115.5	44.312		201.5	1:56.507	
6	39.001	98.2	33.033	112.9	<u>43.829</u>		200.0	1:55.863		13	<u>38.685</u>	98.1	32.630	112.5	44.113		<u>210.1</u>	<u>1:55.428</u>	
7	39.919	<u>99.1</u>	33.003	117.9	50.954		209.3	2:03.876		14	39.072	95.2	<u>32.351</u>	<u>121.2</u>	44.170		200.7	1:55.593	

6 BENJAMIN CAILLET										HONDA									
lap	Sect-1	Speed	Sect-2	Speed	Sect-3	Speed	TopSpeed	laptime	pit	lap	Sect-1	Speed	Sect-2	Speed	Sect-3	Speed	Topspeed	laptime	pit
1	Pit Out	<u>112.6</u>	39.481	113.8	44.259			2:09.018		8	Pit Out	91.4	32.865	118.0	44.417			15:26.164	
2	38.722	95.4	32.763	118.4	44.484		205.3	1:55.969		9	38.656	96.4	32.211	<u>122.9</u>	43.794		203.0	1:54.661	
3	39.106	89.3	33.576	108.9	43.934		<u>210.1</u>	1:56.616		10	<u>38.394</u>	100.7	32.375	120.3	44.453		201.5	1:55.222	
4	39.270	90.0	33.133	114.9	44.466		202.6	1:56.869		11	38.767	101.7	33.514	113.6	50.331		202.2	2:02.612	
5	38.409	96.3	32.332	121.5	43.642		206.1	1:54.383		12	38.558	94.2	32.465	117.9	43.739		206.1	1:54.762	
6	39.068	92.2	32.885	115.9	43.534		204.9	1:55.487		13	38.485	97.0	<u>32.047</u>	122.4	<u>43.398</u>		203.8	<u>1:53.930</u>	
7	38.828	95.2	32.501	116.5	Pit In		204.9	2:14.378		14	38.558	96.3	32.907	117.9	Pit In		200.0	2:15.377	

7 BEÑAT FERNÁNDEZ										HONDA									
lap	Sect-1	Speed	Sect-2	Speed	Sect-3	Speed	TopSpeed	laptime	pit	lap	Sect-1	Speed	Sect-2	Speed	Sect-3	Speed	Topspeed	laptime	pit
1	Pit Out	91.5	33.480	101.7	44.403			2:04.966		8	40.097	96.4	34.223	120.0	Pit In		198.9	2:22.884	
2	38.447	95.5	32.706	113.4	<u>43.386</u>		205.3	1:54.539		9	Pit Out	91.0	32.571	110.3	50.714			15:52.316	
3	38.386	96.4	32.670	114.4	43.787		203.8	1:54.843		10	38.482	<u>102.3</u>	34.530	114.6	Pit In		207.7	2:16.204	
4	<u>37.917</u>	100.0	<u>32.057</u>	120.5	43.716		208.5	<u>1:53.690</u>		11	Pit Out	89.2	34.076	114.9	44.266			2:38.401	
5	39.506	98.7	32.288	108.9	43.440		198.9	1:55.234		12	38.348	96.8	32.206	119.6	43.882		204.9	1:54.436	
6	38.092	99.6	32.332	117.9	43.559		210.9	1:53.983		13	38.583	98.1	32.459	<u>120.7</u>	43.923		202.6	1:54.965	
7	38.105	99.9	32.270	118.7	43.550		<u>213.0</u>	1:53.925		14									

9 ELLIOT KASSIGIAN										HONDA									
lap	Sect-1	Speed	Sect-2	Speed	Sect-3	Speed	TopSpeed	laptime	pit	lap	Sect-1	Speed	Sect-2	Speed	Sect-3	Speed	Topspeed	laptime	pit
1	Pit Out	87.0	34.156	109.8	45.501			2:07.502		8	44.154	91.1	34.281	111.8	Pit In		201.1	2:24.662	
2	39.982	92.5	33.171	112.5	44.941		198.5	1:58.094		9	Pit Out	86.0	33.697	114.8	46.178			14:04.791	
3	39.603	93.3	33.434	115.0	44.456		199.3	1:57.493		10	39.744	94.7	33.082	111.1	44.585		198.5	1:57.411	
4	39.524	95.0	32.962	114.0	44.386		199.6	1:56.872		11	39.255	94.3	32.748	<u>117.5</u>	44.309		200.7	1:56.312	
5	39.552	94.4	32.952	113.0	44.355		198.2	1:56.859		12	43.569	93.7	<u>32.703</u>	114.5	44.968		200.4	2:01.240	
6	39.796	92.9	32.840	115.1	44.371		199.6	1:57.007		13	39.170	96.7	32.703	114.9	44.259		<u>201.5</u>	<u>1:56.132</u>	
7	39.182	95.1	32.888	114.5	<u>44.094</u>		<u>201.5</u>	1:56.164		14	<u>38.946</u>	<u>103.0</u>	40.762	116.3	45.166		198.9	2:04.874	

14 EDU GUTIÉRREZ										HONDA									
lap	Sect-1	Speed	Sect-2	Speed	Sect-3	Speed	TopSpeed	laptime	pit	lap	Sect-1	Speed	Sect-2	Speed	Sect-3	Speed	Topspeed	laptime	pit
1	Pit Out	87.2	33.904	104.7	47.845			2:06.054		7	Pit Out	95.6	32.906	113.2	50.654			19:49.982	
2	38.904	96.5	32.463	117.0	44.033		205.7	1:55.400		8	38.648	95.7	33.300	110.1	44.935		<u>210.5</u>	1:56.883	
3	<u>38.582</u>	98.5	32.781	112.4	45.005		200.7	1:56.368		9	38.865	96.2	32.586	108.2	44.212		201.1	1:55.663	
4	38.635	98.4	<u>32.228</u>	<u>119.3</u>	<u>43.594</u>		203.4	<u>1:54.457</u>		10	38.894	96.9	32.629	108.3	43.983		199.3	1:55.506	
5	38.945	98.0	32.425	117.1	43.628		197.1	1:54.998		11	44.116	95.0	34.508	102.6	51.309		198.9	2:09.933	
6	42.380	<u>98.6</u>	32.861	116.3	Pit In		208.1	2:21.433		12									


**FIM JUNIORGP WORLD CHAMPIONSHIP - PORTIMAO**

Autódromo Internacional do Algarve

ETC Gr A

29 June - 2 July 2023

Laps and Sector Times - FP2

Autodromo Internacional Algarve - 4592mtr.

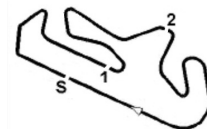
19 LADISLAV LÖRINC										HONDA									
lap	Sect-1	Speed	Sect-2	Speed	Sect-3	Speed	TopSpeed	laptime	pit	lap	Sect-1	Speed	Sect-2	Speed	Sect-3	Speed	Topspeed	laptime	pit
1	Pit Out	92.9	33.499	108.4	45.149			2:04.842		9	42.671	96.9	32.793	119.9	46.435		204.9	2:01.899	
2	39.390	91.1	33.114	110.0	45.292		208.5	1:57.796		10	42.618	98.5	35.660	110.2	Pit In		198.5	2:20.747	
3	40.858	94.8	34.977	110.7	45.453		195.7	2:01.288		11	Pit Out	92.9	33.629	118.2	46.235			10:14.152	
4	39.101	93.7	32.919	117.0	44.821		<u>210.1</u>	1:56.841		12	41.461	<u>99.1</u>	39.618	107.4	46.327		200.7	2:07.406	
5	39.045	93.7	<u>32.765</u>	116.1	45.063		207.3	1:56.873		13	39.861	93.8	33.218	116.0	45.015		198.5	1:58.094	
6	39.406	94.7	33.024	119.7	44.600		206.5	1:57.030		14	39.294	95.4	33.251	117.1	45.241		204.9	1:57.786	
7	<u>38.974</u>	98.7	32.983	120.8	<u>44.481</u>		207.3	<u>1:56.438</u>		15	39.463	98.8	33.118	118.8	45.100		201.9	1:57.681	
8	39.258	96.5	33.072	<u>121.6</u>	44.758		200.0	1:57.088		16	39.020	97.5	33.103	116.0	45.104		207.7	1:57.227	

20 OWEN van TRIGT										HONDA									
lap	Sect-1	Speed	Sect-2	Speed	Sect-3	Speed	TopSpeed	laptime	pit	lap	Sect-1	Speed	Sect-2	Speed	Sect-3	Speed	Topspeed	laptime	pit
1	Pit Out	93.1	33.025	114.8	44.410			2:03.882		7	38.897	95.7	33.520	117.3	Pit In		206.5	2:16.503	
2	38.780	91.4	32.580	112.9	<u>43.895</u>		<u>212.2</u>	1:55.255		8	Pit Out	92.7	32.811	115.0	Pit In			18:11.245	
3	39.079	94.3	32.399	120.4	44.905		200.7	1:56.383		9	Pit Out	95.2	32.972	114.4	57.681			2:57.112	
4	39.423	93.9	32.516	115.3	44.395		202.6	1:56.334		10	39.074	94.5	32.903	116.9	43.961		200.7	1:55.938	
5	39.046	94.8	<u>32.274</u>	117.0	44.082		208.5	1:55.402		11	<u>38.685</u>	94.5	32.417	118.0	43.925		205.7	<u>1:55.027</u>	
6	42.983	94.7	32.753	<u>121.2</u>	44.700		205.7	2:00.436		12	38.853	<u>95.9</u>	32.500	113.7	43.916		198.2	1:55.269	

21 RUCHÉ MOODLEY										HONDA									
lap	Sect-1	Speed	Sect-2	Speed	Sect-3	Speed	TopSpeed	laptime	pit	lap	Sect-1	Speed	Sect-2	Speed	Sect-3	Speed	Topspeed	laptime	pit
1	Pit Out	96.4	33.221	109.9	44.842			2:05.040		9	<u>37.747</u>	105.2	32.305	113.0	43.343		<u>211.4</u>	1:53.395	
2	38.292	99.2	32.098	115.6	43.163		206.9	1:53.553		10	39.358	100.7	32.647	115.5	Pit In		206.9	2:08.673	
3	38.484	96.8	32.511	116.9	43.425		209.3	1:54.420		11	Pit Out	98.6	32.424	111.6	43.523			13:57.493	
4	38.377	100.7	32.025	112.9	43.420		208.1	1:53.822		12	38.110	100.6	31.934	112.4	43.110		207.7	1:53.154	
5	38.030	102.7	32.219	111.0	43.306		206.5	1:53.555		13	37.892	<u>106.6</u>	33.096	112.6	43.220		207.3	1:54.208	
6	38.075	103.3	37.089	113.9	43.809		206.9	1:58.973		14	37.979	98.5	<u>31.852</u>	114.2	42.928		208.5	<u>1:52.759</u>	
7	38.074	100.4	32.040	<u>120.5</u>	43.109		206.9	1:53.223		15	37.827	101.5	32.183	116.1	<u>42.766</u>		206.5	1:52.776	
8	41.207	100.0	32.319	114.9	43.330		206.5	1:56.856		16									

24 GUILLEM PLANQUES										HONDA									
lap	Sect-1	Speed	Sect-2	Speed	Sect-3	Speed	TopSpeed	laptime	pit	lap	Sect-1	Speed	Sect-2	Speed	Sect-3	Speed	Topspeed	laptime	pit
1	Pit Out	89.6	32.610	115.3	43.840			2:01.779		9	41.782	93.6	32.905	110.3	Pit In		202.2	2:20.495	
2	38.448	93.7	32.183	116.1	43.246		205.7	1:53.877		10	Pit Out	97.7	33.637	112.1	56.159			12:28.570	
3	38.939	94.2	33.311	110.0	47.228		<u>210.9</u>	1:59.478		11	39.260	92.8	32.443	117.0	43.495		205.7	1:55.198	
4	38.576	93.7	32.269	116.9	43.821		203.4	1:54.666		12	38.928	97.6	32.149	118.8	43.203		199.3	1:54.280	
5	41.383	87.4	34.965	113.8	45.717		209.7	2:02.065		13	38.466	97.5	32.100	118.2	43.139		205.3	1:53.705	
6	38.642	94.7	32.402	113.8	43.476		205.3	1:54.520		14	38.373	97.7	32.037	118.7	43.044		205.3	1:53.454	
7	38.708	92.3	35.802	116.1	43.706		207.3	1:58.216		15	<u>38.145</u>	100.1	<u>32.019</u>	119.7	<u>42.896</u>		204.5	<u>1:53.060</u>	
8	38.328	99.5	32.277	117.4	43.257		210.5	1:53.862		16									

25 GONZALO PÉREZ										HONDA									
lap	Sect-1	Speed	Sect-2	Speed	Sect-3	Speed	TopSpeed	laptime	pit	lap	Sect-1	Speed	Sect-2	Speed	Sect-3	Speed	Topspeed	laptime	pit
1	Pit Out	91.5	32.778	113.1	44.096			2:01.202		8	40.612	94.4	34.382	115.4	Pit In		206.9	2:21.218	
2	38.527	94.3	33.520	111.6	48.333		204.2	2:00.380		9	Pit Out	91.4	34.277	113.4	54.565			14:19.838	
3	39.351	89.0	33.207	111.2	46.192		202.2	1:58.750		10	39.152	92.2	32.764	113.2	43.764		209.3	1:55.680	


**FIM JUNIORGP WORLD CHAMPIONSHIP - PORTIMAO**

Autódromo Internacional do Algarve

ETC Gr A

29 June - 2 July 2023

Laps and Sector Times - FP2

Autodromo Internacional Algarve - 4592mtr.

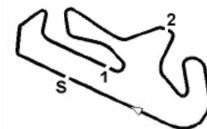
4	38.807	96.1	<u>32.261</u>	<u>120.5</u>	45.444	203.4	1:56.512	11	38.911	94.1	32.426	116.8	<u>43.585</u>	210.5	1:54.922
5	38.492	94.7	32.441	117.3	44.048	<u>213.0</u>	1:54.981	12	38.870	92.2	32.354	115.5	53.213	212.2	2:04.437
6	<u>38.306</u>	96.7	32.762	113.6	43.819	211.8	<u>1:54.887</u>	13	38.811	96.5	32.357	115.3	43.834	206.5	1:55.002
7	41.702	91.2	35.842	115.5	49.100	206.5	2:06.644	14	38.614	<u>100.1</u>	34.246	109.8	49.007	208.5	2:01.867

27 RICO SALMELA										HONDA									
lap	Sect-1	Speed	Sect-2	Speed	Sect-3	Speed	TopSpeed	laptime	pit	lap	Sect-1	Speed	Sect-2	Speed	Sect-3	Speed	Topspeed	laptime	pit
1	Pit Out	94.6	32.753	119.1	43.972			2:03.408		8	38.270	99.4	32.096	122.2	43.395		202.2	1:53.761	
2	38.542	95.8	32.223	120.7	43.272		204.2	1:54.037		9	38.207	98.3	32.066	121.1	43.262		201.1	1:53.535	
3	39.030	87.5	34.266	111.0	45.166		204.2	1:58.462		10	38.083	102.1	<u>31.959</u>	121.9	43.329		201.1	1:53.371	
4	38.559	96.5	32.113	115.4	43.891		206.1	1:54.563		11	38.087	<u>103.1</u>	32.789	116.4	Pit In		200.4	2:17.278	
5	38.633	99.6	32.060	<u>123.6</u>	43.749		197.8	1:54.442		12	Pit Out	99.4	32.411	118.0	43.475			7:50.235	
6	42.748	97.7	32.911	117.5	Pit In		198.5	2:22.775		13	<u>37.738</u>	101.4	32.131	121.6	<u>43.188</u>		<u>207.7</u>	<u>1:53.057</u>	
7	Pit Out	96.3	32.779	119.5	43.755			8:29.472		14	37.883	102.0	32.027	121.2	43.359		203.4	1:53.269	

28 MÁXIMO QUILES										HONDA									
lap	Sect-1	Speed	Sect-2	Speed	Sect-3	Speed	TopSpeed	laptime	pit	lap	Sect-1	Speed	Sect-2	Speed	Sect-3	Speed	Topspeed	laptime	pit
1	Pit Out	98.5	32.570	109.5	43.624			2:01.085		10	39.548	95.9	33.063	108.2	Pit In		<u>210.5</u>	2:17.072	
2	39.907	90.5	37.253	111.6	44.227		206.1	2:01.387		11	Pit Out	91.0	33.211	105.7	43.997			9:22.696	
3	38.246	96.6	31.986	111.3	Pit In		208.9	2:17.863		12	37.909	99.8	32.045	111.1	42.918		210.1	1:52.872	
4	Pit Out	91.5	32.819	109.5	43.559			2:30.318		13	37.797	98.2	31.813	113.7	43.470		210.1	1:53.080	
5	38.235	98.5	32.381	110.2	43.369		205.3	1:53.985		14	37.693	100.5	31.748	113.7	42.772		209.3	1:52.213	
6	38.165	97.9	32.068	111.6	43.205		207.3	1:53.438		15	37.497	100.3	31.717	114.9	42.770		208.5	1:51.984	
7	37.943	98.5	31.935	112.1	42.987		206.1	1:52.865		16	<u>37.495</u>	98.2	<u>31.622</u>	<u>115.3</u>	42.610		209.7	<u>1:51.727</u>	
8	37.946	98.5	32.102	110.4	43.032		206.5	1:53.080		17	37.615	99.0	31.802	112.1	<u>42.545</u>		207.7	1:51.962	
9	37.829	<u>100.9</u>	32.041	112.1	42.899		206.5	1:52.769		18									

29 MASSIMO COPPA										HONDA									
lap	Sect-1	Speed	Sect-2	Speed	Sect-3	Speed	TopSpeed	laptime	pit	lap	Sect-1	Speed	Sect-2	Speed	Sect-3	Speed	Topspeed	laptime	pit
1	Pit Out	80.8	35.300	113.7	46.078			2:10.573		5	38.946	92.1	32.825	120.4	44.851		203.8	1:56.622	
2	39.956	89.1	33.772	120.3	Pit In		196.4	2:26.218		6	39.048	92.0	<u>32.591</u>	119.9	44.660		201.1	<u>1:56.299</u>	
3	Pit Out	90.9	34.665	116.9	55.413			15:59.506		7	39.813	95.3	34.167	<u>120.8</u>	45.051		202.6	1:59.031	
4	<u>38.925</u>	92.4	33.813	118.2	<u>44.495</u>		206.1	1:57.233		8	40.303	<u>98.9</u>	33.149	113.1	50.738		<u>207.7</u>	2:04.190	

31 GIULIO PUGLIESE										HONDA									
lap	Sect-1	Speed	Sect-2	Speed	Sect-3	Speed	TopSpeed	laptime	pit	lap	Sect-1	Speed	Sect-2	Speed	Sect-3	Speed	Topspeed	laptime	pit
1	Pit Out	89.8	32.841	115.6	44.339			2:03.495		10	Pit Out	94.7	33.253	117.1	44.405			6:34.609	
2	38.457	93.3	32.689	111.8	50.023		211.4	2:01.169		11	38.646	97.7	32.462	118.8	43.763		204.5	1:54.871	
3	38.747	91.7	33.980	109.6	44.860		213.9	1:57.587		12	38.408	98.3	32.219	114.3	43.483		205.3	1:54.110	
4	39.037	93.5	32.457	<u>124.9</u>	44.336		204.9	1:55.830		13	38.427	96.9	32.026	120.7	43.638		205.3	1:54.091	
5	38.545	94.2	32.792	121.5	43.959		213.4	1:55.296		14	43.231	87.7	33.506	110.8	44.109		207.3	2:00.846	
6	38.230	96.4	32.283	121.9	43.620		<u>215.6</u>	1:54.133		15	48.480	76.9	36.680	114.2	44.785		192.5	2:09.945	
7	38.290	98.2	32.183	123.7	43.728		211.4	1:54.201		16	38.194	98.9	32.087	119.2	<u>43.229</u>		208.9	1:53.510	
8	38.622	97.7	32.284	118.7	43.604		206.9	1:54.510		17	37.992	97.7	32.049	122.4	43.373		210.1	1:53.414	
9	40.718	94.7	33.449	116.1	Pit In		207.3	2:20.466		18	<u>37.954</u>	<u>100.9</u>	<u>31.796</u>	118.9	43.464		213.9	<u>1:53.214</u>	


**FIM JUNIORGP WORLD CHAMPIONSHIP - PORTIMAO**

Autódromo Internacional do Algarve

ETC Gr A

29 June - 2 July 2023

Laps and Sector Times - FP2

Autodromo Internacional Algarve - 4592mtr.

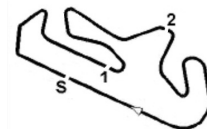
33 ENZO BELLON										HONDA									
lap	Sect-1	Speed	Sect-2	Speed	Sect-3	Speed	TopSpeed	laptime	pit	lap	Sect-1	Speed	Sect-2	Speed	Sect-3	Speed	Topspeed	laptime	pit
1	Pit Out	84.6	32.931	<u>116.8</u>	44.183			2:02.817		7	Pit Out	92.4	32.725	115.9	50.629			19:49.147	
2	38.730	95.2	33.020	107.2	47.500		210.9	1:59.250		8	38.784	91.4	33.574	111.2	44.401		208.9	1:56.759	
3	38.800	97.6	32.517	107.7	43.759		204.9	1:55.076		9	38.573	92.3	32.555	111.1	43.992		209.7	1:55.120	
4	42.793	82.3	34.953	114.0	43.954		203.8	2:01.700		10	<u>38.475</u>	95.7	35.723	105.7	48.548		209.3	2:02.746	
5	38.488	96.4	<u>32.382</u>	113.6	<u>43.652</u>		<u>215.1</u>	<u>1:54.522</u>		11	38.665	<u>120.0</u>	39.325	115.1	49.258		207.3	2:07.248	
6	39.937	91.3	33.150	113.9	Pit In		214.3	2:20.370		12									

37 MARIANOS NIKOLIS										HONDA									
lap	Sect-1	Speed	Sect-2	Speed	Sect-3	Speed	TopSpeed	laptime	pit	lap	Sect-1	Speed	Sect-2	Speed	Sect-3	Speed	Topspeed	laptime	pit
1	Pit Out	91.9	33.826	101.9	44.331			2:02.663		9	Pit Out	95.0	32.793	117.8	45.278			9:04.518	
2	38.708	96.9	32.600	114.3	43.694		204.5	1:55.002		10	38.549	95.9	32.789	114.5	45.828		<u>211.4</u>	1:57.166	
3	38.825	95.2	32.664	115.4	43.815		210.1	1:55.304		11	38.664	95.2	32.513	116.8	44.015		204.9	1:55.192	
4	38.774	92.8	32.546	114.2	44.154		206.5	1:55.474		12	39.131	96.7	32.618	114.4	43.872		205.7	1:55.621	
5	38.692	95.9	32.635	116.1	44.019		204.5	1:55.346		13	<u>38.452</u>	95.8	<u>32.285</u>	<u>118.9</u>	<u>43.670</u>		206.9	<u>1:54.407</u>	
6	40.636	84.4	34.306	108.8	45.632		204.2	2:00.574		14	40.866	91.4	32.938	114.3	Pit In		207.7	2:26.562	
7	39.049	96.5	32.843	111.2	44.097		204.2	1:55.989		15	Pit Out	94.6	32.762	114.9	54.107			2:51.401	
8	44.266	86.6	34.020	117.1	Pit In		200.0	2:22.010		16	39.905	<u>97.8</u>	33.433	108.7	48.172		208.9	2:01.510	

41 YVONNE CERPA										HONDA									
lap	Sect-1	Speed	Sect-2	Speed	Sect-3	Speed	TopSpeed	laptime	pit	lap	Sect-1	Speed	Sect-2	Speed	Sect-3	Speed	Topspeed	laptime	pit
1	Pit Out	90.6	33.386	113.2	44.834			2:06.320		8	40.870	95.1	33.965	110.0	Pit In		200.0	2:21.995	
2	39.585	93.7	33.135	113.7	44.785		200.0	1:57.505		9	Pit Out	<u>96.3</u>	33.520	108.8	56.019			14:13.921	
3	41.104	96.1	34.293	113.4	44.185		197.4	1:59.582		10	38.979	93.2	32.503	118.9	<u>43.839</u>		<u>208.5</u>	1:55.321	
4	39.052	95.1	32.498	116.5	44.393		204.9	1:55.943		11	<u>38.852</u>	95.6	<u>32.478</u>	118.8	43.888		208.1	<u>1:55.218</u>	
5	39.234	94.0	32.593	118.7	44.071		204.5	1:55.898		12	38.983	90.2	32.794	114.9	44.862		204.2	1:56.639	
6	40.258	83.7	33.417	116.0	45.428		203.8	1:59.103		13	41.893	93.1	36.434	116.8	44.673		199.6	2:03.000	
7	40.620	93.3	32.802	<u>119.1</u>	44.493		197.8	1:57.915		14	39.193	92.9	33.243	112.0	44.406		204.5	1:56.842	

43 AMANUEL BRINTON										HONDA									
lap	Sect-1	Speed	Sect-2	Speed	Sect-3	Speed	TopSpeed	laptime	pit	lap	Sect-1	Speed	Sect-2	Speed	Sect-3	Speed	Topspeed	laptime	pit
1	Pit Out	94.0	33.656	113.0	<u>43.975</u>			2:01.693		6	39.097	98.2	32.664	109.9	44.133		196.7	1:55.894	
2	38.824	96.1	32.746	109.5	44.440		203.4	1:56.010		7	39.468	98.4	33.934	104.5	Pit In		196.0	2:16.183	
3	<u>38.633</u>	95.4	33.566	112.6	Pit In		<u>212.2</u>	2:16.813		8	Pit Out	<u>100.2</u>	33.038	108.8	44.226			12:37.224	
4	Pit Out	95.3	32.917	112.4	44.365			11:25.351		9	38.696	99.0	<u>32.316</u>	<u>113.8</u>	44.091		198.5	<u>1:55.103</u>	
5	38.930	100.1	32.601	112.9	44.504		198.9	1:56.035		10	39.440	91.5	33.320	111.1	49.364		210.5	2:02.124	

47 DODÓ BOGGIO										HONDA									
lap	Sect-1	Speed	Sect-2	Speed	Sect-3	Speed	TopSpeed	laptime	pit	lap	Sect-1	Speed	Sect-2	Speed	Sect-3	Speed	Topspeed	laptime	pit
1	Pit Out	83.8	37.572	102.6	49.429			2:14.550		9	38.940	94.1	32.951	115.6	44.402		204.2	1:56.293	
2	44.143	88.9	36.230	110.2	48.624		164.6	2:08.997		10	40.244	94.2	33.171	113.6	Pit In		206.5	2:19.740	
3	42.866	91.6	35.618	107.2	47.623		171.4	2:06.107		11	Pit Out	92.1	36.979	110.5	54.675			9:24.433	
4	41.680	91.8	35.055	105.4	47.542		188.8	2:04.277		12	38.512	97.4	32.451	116.5	43.829		<u>208.1</u>	1:54.792	
5	40.768	93.1	34.438	110.5	46.781		185.6	2:01.987		13	38.035	99.0	32.230	114.5	43.614		207.7	1:53.879	
6	39.936	90.7	33.874	108.7	46.056		197.4	1:59.866		14	37.943	99.9	32.068	116.6	43.634		207.7	1:53.645	
7	40.301	91.4	34.158	108.7	45.934		186.5	2:00.393		15	38.122	97.4	32.022	<u>117.3</u>	43.502		207.7	1:53.646	
8	39.330	95.7	33.192	111.5	44.744		200.7	1:57.266		16	<u>37.922</u>	<u>101.6</u>	<u>31.948</u>	115.1	<u>43.473</u>		206.9	<u>1:53.343</u>	


**FIM JUNIORGP WORLD CHAMPIONSHIP - PORTIMAO**

Autódromo Internacional do Algarve

ETC Gr A

29 June - 2 July 2023

Laps and Sector Times - FP2

Autodromo Internacional Algarve - 4592mtr.

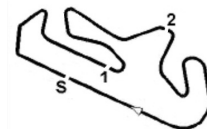
53 KIYANO VEIJER										HONDA									
lap	Sect-1	Speed	Sect-2	Speed	Sect-3	Speed	TopSpeed	laptime	pit	lap	Sect-1	Speed	Sect-2	Speed	Sect-3	Speed	Topspeed	laptime	pit
1	Pit Out	88.9	33.452	108.3	44.563			2:03.328		7	40.979	88.5	36.344	116.9	Pit In		210.5	2:21.910	
2	39.843	91.4	33.550	114.0	44.248		205.3	1:57.641		8	Pit Out	88.0	33.516	112.9	47.450			17:50.609	
3	39.455	92.2	33.370	114.3	44.992		209.7	1:57.817		9	39.630	89.9	34.304	110.2	44.505		204.9	1:58.439	
4	39.380	90.9	32.729	115.1	44.814		204.2	1:56.923		10	<u>38.917</u>	92.2	32.779	115.0	44.354		208.5	1:56.050	
5	39.125	<u>93.2</u>	<u>32.502</u>	<u>117.4</u>	<u>43.755</u>		210.1	<u>1:55.382</u>		11	39.290	92.5	32.774	113.2	44.228		205.7	1:56.292	
6	39.159	92.2	32.687	112.9	43.997		<u>210.9</u>	1:55.843		12	39.029	92.4	32.590	116.8	44.155		206.5	1:55.774	

58 JOSE LUIS ARMARIO										HONDA									
lap	Sect-1	Speed	Sect-2	Speed	Sect-3	Speed	TopSpeed	laptime	pit	lap	Sect-1	Speed	Sect-2	Speed	Sect-3	Speed	Topspeed	laptime	pit
1	Pit Out	89.9	35.778	111.0	Pit In			2:39.188		7	38.851	91.3	32.980	115.6	43.641		202.6	1:55.472	
2	Pit Out	84.1	35.075	115.5	45.183			7:13.921		8	38.813	92.3	<u>32.303</u>	<u>117.6</u>	<u>43.553</u>		201.9	<u>1:54.669</u>	
3	43.065	91.9	37.606	104.4	45.955		201.9	2:06.626		9	<u>38.590</u>	91.4	32.460	110.9	Pit In		<u>203.8</u>	2:22.987	
4	39.792	91.6	32.459	115.6	44.347		197.8	1:56.598		10	Pit Out	91.1	33.845	109.4	45.763			2:38.125	
5	39.657	93.0	33.997	104.2	Pit In		195.7	2:23.099		11	39.027	<u>93.6</u>	32.506	112.0	43.886		197.4	1:55.419	
6	Pit Out	87.3	33.326	111.2	55.553			12:23.491		12									

71 HAMAD KHAMIS AL-SAHOUTI										HONDA									
lap	Sect-1	Speed	Sect-2	Speed	Sect-3	Speed	TopSpeed	laptime	pit	lap	Sect-1	Speed	Sect-2	Speed	Sect-3	Speed	Topspeed	laptime	pit
1	Pit Out	90.5	33.668	101.9	44.203			2:05.473		10	38.299	99.5	32.885	114.2	46.181		203.4	1:57.365	
2	38.525	99.2	32.811	111.9	43.441		204.9	1:54.777		11	39.342	92.2	32.755	111.5	43.700		204.2	1:55.797	
3	38.257	99.0	32.738	113.3	43.756		204.2	1:54.751		12	38.272	99.3	32.399	114.4	43.511		208.9	1:54.182	
4	38.475	99.6	<u>32.291</u>	113.9	43.512		203.4	1:54.278		13	37.961	<u>106.5</u>	32.870	110.9	43.552		205.7	1:54.383	
5	38.382	106.0	32.970	108.3	43.402		207.3	1:54.754		14	38.153	102.1	32.626	110.4	1:00.444		205.3	2:11.223	
6	37.942	104.7	32.423	<u>115.9</u>	43.488		<u>211.4</u>	<u>1:53.853</u>		15	38.208	100.8	32.425	115.3	<u>43.275</u>		204.5	1:53.908	
7	39.462	98.7	33.417	114.4	Pit In		205.3	2:13.565		16	<u>37.848</u>	104.8	32.442	114.4	43.711		207.3	1:54.001	
8	Pit Out	92.6	33.531	111.8	45.516			9:23.489		17	38.278	102.4	32.474	115.5	43.432		201.9	1:54.184	
9	38.400	<u>106.5</u>	32.758	111.8	43.725		201.5	1:54.883		18									

73 VALENTÍN PERRONE										HONDA									
lap	Sect-1	Speed	Sect-2	Speed	Sect-3	Speed	TopSpeed	laptime	pit	lap	Sect-1	Speed	Sect-2	Speed	Sect-3	Speed	Topspeed	laptime	pit
1	Pit Out	87.4	33.272	114.5	44.552			2:06.348		5	38.959	93.2	32.724	117.3	<u>44.491</u>		<u>213.0</u>	1:56.174	
2	39.019	90.6	32.847	113.2	44.511		<u>213.0</u>	1:56.377		6	39.262	92.2	32.881	<u>117.9</u>	44.821		207.7	1:56.964	
3	38.921	92.6	<u>32.586</u>	116.3	44.714		206.5	1:56.221		7	39.929	<u>95.7</u>	34.585	112.5	46.511		204.2	2:01.025	
4	<u>38.772</u>	92.8	32.729	116.0	44.671		210.1	<u>1:56.172</u>		8									

82 KYLE PAYNE										HONDA									
lap	Sect-1	Speed	Sect-2	Speed	Sect-3	Speed	TopSpeed	laptime	pit	lap	Sect-1	Speed	Sect-2	Speed	Sect-3	Speed	Topspeed	laptime	pit
1	Pit Out	88.5	32.851	119.6	44.692			2:04.085		9	39.912	97.0	32.554	118.2	45.072		206.1	1:57.538	
2	39.148	93.4	32.755	116.9	46.460		206.1	1:58.363		10	39.464	91.4	33.079	117.3	Pit In		201.1	2:17.817	
3	39.585	86.3	33.020	121.8	44.278		197.8	1:56.883		11	Pit Out	94.7	32.570	120.3	44.168			8:19.250	
4	39.502	94.8	32.922	112.9	44.981		200.0	1:57.405		12	38.968	95.1	32.461	120.7	44.351		203.4	1:55.780	
5	39.281	91.4	32.719	121.6	44.651		204.5	1:56.651		13	38.769	<u>97.6</u>	32.480	<u>125.3</u>	44.226		203.0	1:55.475	
6	38.903	93.0	32.787	118.3	43.985		208.1	1:55.675		14	41.479	96.3	33.439	121.3	Pit In		202.2	2:20.617	
7	40.118	94.2	32.734	122.0	45.761		208.5	1:58.613		15	Pit Out	95.7	32.459	125.1	44.026			3:39.406	
8	39.974	94.1	34.376	116.8	44.620		202.6	1:58.970		16	<u>38.535</u>	95.7	<u>32.340</u>	124.7	<u>43.893</u>		<u>209.7</u>	<u>1:54.768</u>	



# FIM JUNIORGP WORLD CHAMPIONSHIP - PORTIMAO

Autódromo Internacional do Algarve

ETC Gr A

29 June - 2 July 2023

Laps and Sector Times - FP2

Autodromo Internacional Algarve - 4592mtr.

93		ALBERTO FERRÁNDEZ								HONDA									
lap	Sect-1	Speed	Sect-2	Speed	Sect-3	Speed	TopSpeed	laptime	pit	lap	Sect-1	Speed	Sect-2	Speed	Sect-3	Speed	Topspeed	laptime	pit
1	Pit Out	91.4	33.032	108.7	43.215			2:00.097		8	<u>37.942</u>	98.7	31.881	113.9	43.127		209.3	1:52.950	
2	38.313	103.2	37.553	110.2	46.062		202.6	2:01.928		9	44.874	92.4	33.495	108.0	Pit In		201.9	2:21.140	
3	38.697	96.1	32.052	110.3	43.825		206.5	1:54.574		10	Pit Out	93.8	32.721	110.5	Pit In			14:14.678	
4	42.066	82.9	34.855	111.3	43.740		203.0	2:00.661		11	Pit Out	98.3	32.333	112.9	43.683			3:13.108	
5	38.189	93.3	32.424	<u>118.9</u>	43.723		<u>214.3</u>	1:54.336		12	38.072	97.6	31.837	113.0	<u>42.769</u>		205.7	<u>1:52.678</u>	
6	38.212	96.6	31.987	115.0	43.086		204.5	1:53.285		13	38.423	97.6	<u>31.826</u>	113.9	42.958		203.4	1:53.207	
7	44.387	85.1	38.554	115.9	43.801		201.5	2:06.742		14	38.193	98.8	31.991	113.6	42.903		200.7	1:53.087	