



Curbstone Tests

Curbstone - TEST

9 - 10 February 2023

Laps and Sector Times - Curbstone Test - 9-02-2023

Autodromo Internacional Algarve - 4652mtr.

007 Didier GLORIEUX										PORSCHE 992 CUP									
lap	Sect-1	Speed	Sect-2	Speed	Sect-3	Speed	TopSpeed	laptime	pit	lap	Sect-1	Speed	Sect-2	Speed	Sect-3	Speed	Topspeed	laptime	pit
1	41.989	132.7	41.265		47.268	186.5	194.9	2:10.522		15	34.189	177.9	34.690		40.700	218.2	262.1	1:49.579	
2	39.671	147.5	41.419		47.224	201.1	231.3	2:08.314		16	35.154	164.6	35.126		Pit In	206.9	258.4	1:58.540	
3	39.432	144.0	40.857		44.912	204.5	231.8	2:05.201		17		150.2	37.007		41.593			17:23.139	
4	39.366	143.0	40.778		45.558	206.9	237.9	2:05.702		18	34.618	175.6	34.575		39.767	215.6	258.4	1:48.960	
5	38.901	153.6	39.279		44.617	215.6	247.7	2:02.797		19	35.703	158.8	36.140		40.340	219.5	259.6	1:52.183	
6	39.012	151.7	39.205		44.693	209.3	254.1	2:02.910		20	34.146	<u>183.1</u>	34.412		40.415	226.4	261.5	1:48.973	
7	38.099	160.7	38.588		44.215	208.1	248.3	2:00.902		21	34.579	173.1	34.492		39.956	214.3	266.0	1:49.027	
8	38.427	158.8	38.520		Pit In	205.7	248.3	<u>2:09.812</u>		22	34.282	170.6	34.310		40.123	215.6	<u>268.7</u>	1:48.715	
9		128.6	42.432		44.385			1:10:54.163		23	<u>33.997</u>	171.4	34.277		<u>39.679</u>	<u>227.8</u>	264.1	<u>1:47.953</u>	
10	37.138	168.5	36.295		40.868	209.3	238.4	1:54.301		24	34.150	173.4	<u>34.038</u>		40.187	222.2	266.0	1:48.375	
11	35.416	174.2	35.682		40.305	214.3	253.5	1:51.403		25	34.275	177.6	34.529		Pit In	225.0	262.1	1:56.720	
12	34.614	172.8	35.582		40.608	219.5	259.6	1:50.804		26		122.4	41.855	<u>103.3</u>	48.167			1:09:12.220	
13	34.682	174.5	34.713		40.118	218.2	264.1	1:49.513		27	49.524	127.4	40.978		47.320	194.6	225.0	2:17.822	
14	34.656	177.3	34.536		40.106	223.6	268.0	1:49.298		28	40.561	144.2	40.583		Pit In	194.6	221.3	2:16.917	

21 Camil PERIAN										PORSCHE 991.2 CUP									
lap	Sect-1	Speed	Sect-2	Speed	Sect-3	Speed	TopSpeed	laptime	pit	lap	Sect-1	Speed	Sect-2	Speed	Sect-3	Speed	Topspeed	laptime	pit
1	48.995	134.5	45.836	83.1	51.406	155.8	146.3	2:26.237		39	36.449	<u>199.3</u>	38.179	98.6	44.288	208.1	257.8	1:58.916	
2	45.730	113.6	59.193	67.8	57.758	142.3	175.9	2:42.681		40	36.375	181.5	37.317	104.1	46.358	208.1	257.1	2:00.050	
3	54.323	74.9	1:13.621	71.4	Pit In	161.4	203.0	<u>3:15.393</u>		41	36.852	157.7	38.637	98.0	44.277	203.4	257.8	1:59.766	
4		133.2	44.067	95.8	50.268			10:37.949		42	36.086	176.2	37.404	112.0	44.202	208.1	257.8	1:57.692	
5	41.270	137.6	42.743	106.3	48.328	198.9	204.9	2:12.341		43	36.630	<u>199.3</u>	36.637	107.7	43.572	208.1	259.6	1:56.839	
6	40.277	147.3	41.751	112.5	47.544	200.0	235.3	2:09.572		44	35.629	196.0	36.552	100.5	43.563	210.5	259.0	1:55.744	
7	40.605	139.5	43.440	102.2	Pit In	201.1	224.5	<u>2:22.978</u>		45	35.867	188.5	37.308	106.0	43.606	208.1	259.0	1:56.781	
8		123.9	46.208	88.4	52.294			33:12.525		46	35.983	185.6	36.800	97.0	44.625	209.3	259.6	1:57.408	
9	41.933	125.4	46.010	87.3	51.170	185.6	235.3	2:19.113		47	35.966	174.2	36.536	93.8	43.485	208.1	258.4	1:55.987	
10	41.096	141.4	43.140	81.0	49.389	194.6	248.8	2:13.625		48	35.756	184.3	36.322	104.7	43.369	209.3	259.0	1:55.447	
11	40.071	140.6	42.384	84.0	48.987	197.8	250.6	2:11.442		49	38.063	165.9	37.149	100.8	Pit In	209.3	259.6	<u>2:06.331</u>	
12	39.997	139.2	41.729	90.8	48.714	192.5	248.8	2:10.440		50		173.6	36.420	118.9	41.722			7:42.129	
13	40.014	157.7	41.389	102.8	48.175	190.5	248.3	2:09.578		51	34.467	184.6	34.430		<u>40.511</u>	<u>213.0</u>	260.9	1:49.408	
14	50.762	140.8	41.277	114.3	Pit In	196.7	250.0	<u>2:29.426</u>		52	<u>34.361</u>	196.7	<u>34.013</u>	<u>131.4</u>	40.881	<u>213.0</u>	<u>261.5</u>	<u>1:49.255</u>	
15		132.8	39.712	103.4	48.813			24:16.297		53	37.978	141.9	37.465	109.6	Pit In	206.9	249.4	<u>2:05.416</u>	
16	40.006	142.3	39.537	105.4	47.754	194.6	226.4	2:07.297		54		119.7	50.396	95.7	50.606			1:02:14.618	
17	38.950	160.7	38.517	109.0	46.597	195.7	236.3	2:04.064		55	41.134	141.5	42.854	88.7	50.843	197.8	236.3	2:14.831	
18	38.757	164.9	40.416	102.5	Pit In	202.2	251.7	<u>2:15.652</u>		56	40.875	141.7	41.922	90.9	49.327	197.8	249.4	2:12.124	
19		159.8	39.000	103.5	46.588			4:49.472		57	39.843	160.5	40.641	94.2	48.776	201.1	253.5	2:09.260	
20	37.708	170.6	38.281	111.8	46.055	203.4	251.2	2:02.044		58	39.545	149.8	40.774	94.0	47.420	201.1	248.3	2:07.739	
21	39.387	173.1	38.865	108.9	Pit In	201.1	250.0	<u>2:15.921</u>		59	39.285	162.7	42.283	80.5	Pit In	205.7	244.9	<u>2:21.631</u>	
22		125.4	41.833	102.1	47.495			11:14.318		60		119.9	42.791	94.8	45.812			1:11:58.477	
23	39.436	146.7	40.210	97.5	46.803	195.7	244.9	2:06.449		61	37.164	170.9	37.278	93.3	44.091	197.8	251.2	1:58.533	
24	39.053	143.0	39.738	101.7	49.608	200.0	251.2	2:08.399		62	36.000	173.1	38.758	104.4	1:01.467	205.7	254.1	2:16.225	
25	41.104	150.2	40.112	97.2	46.584	195.7	249.4	2:07.800		63	37.140	170.6	37.332	105.0	44.281	186.5	243.2	1:58.753	
26	38.612	170.3	40.141	101.3	46.661	201.1	251.7	2:05.414		64	35.362	184.9	36.459	107.1	43.084	209.3	257.1	1:54.905	
27	39.156	163.9	39.846	99.2	Pit In	202.2	252.3	<u>2:14.588</u>		65	37.373	173.1	37.585	90.3	Pit In	210.5	259.6	<u>2:06.750</u>	
28		138.3	41.357	102.9	45.285			7:37.824		66		105.4	45.763	85.0	47.225			9:17.504	
29	37.604	164.6	38.368	98.5	44.812	204.5	253.5	2:00.784		67	37.253	158.8	37.671	105.6	47.268	200.0	253.5	2:02.192	
30	37.420	157.0	40.742	85.8	Pit In	206.9	256.5	<u>2:18.449</u>		68	36.057	174.2	38.060	97.3	45.866	201.1	255.3	1:59.983	
31		143.6	39.151	100.7	43.315			5:10.959		69	36.112	188.5	38.087	103.9	44.398	201.1	256.5	1:58.597	



Curbstone Tests

Curbstone - TEST

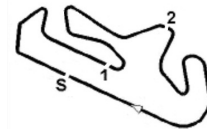
9 - 10 February 2023

Laps and Sector Times - Curbstone Test - 9-02-2023

Autodromo Internacional Algarve - 4652mtr.

32	36.688	173.9	37.390	93.3	42.277	211.8	259.0	1:56.355	70	35.990	189.8	37.279	105.7	43.886	204.5	257.1	1:57.155
33	36.081	173.1	36.026	103.8	42.496	211.8	257.8	1:54.603	71	35.851	185.2	36.560	109.8	43.952	204.5	256.5	1:56.363
34	35.750	178.2	36.588	108.5	42.143	210.5	258.4	1:54.481	72	35.518	194.6	38.402	108.3	44.077	209.3	259.0	1:57.997
35	37.565	166.9	38.014	105.1	Pit In	210.5	258.4	2:08.989	73	35.913	189.8	36.848	97.1	44.262	206.9	258.4	1:57.023
36		148.6	39.852	103.5	45.557			31:56.813	74	35.770	183.1	36.733	107.0	44.311	206.9	257.1	1:56.814
37	37.652	141.9	38.458	108.7	44.637	196.7	250.6	2:00.747	75	35.622	159.8	36.751	97.3	44.003	203.4	255.9	1:56.376
38	36.387	174.8	37.801	93.7	44.376	205.7	256.5	1:58.564	76	35.650	164.9	37.248	93.1	Pit In	209.3	259.6	2:05.167

143 Aston MILLAR										MCLAREN 570S GT4									
lap	Sect-1	Speed	Sect-2	Speed	Sect-3	Speed	TopSpeed	laptme	pit	lap	Sect-1	Speed	Sect-2	Speed	Sect-3	Speed	TopSpeed	laptme	pit
1	52.493	109.4	52.909	83.5	1:00.139	151.3	146.3	2:45.541		45	41.672	141.5	42.163	99.4	48.908	186.5	216.0	2:12.743	
2	52.082	103.1	52.172	92.5	56.704	155.8	157.0	2:40.958		46	41.049	145.4	41.441	103.3	48.228	186.5	232.3	2:10.718	
3	50.918	102.6	51.358	81.3	57.857	178.2	154.5	2:40.133		47	45.160	110.9	45.913	94.3	49.421	188.5	234.3	2:20.494	
4	48.795	123.3	48.506	89.6	53.968	181.8	176.2	2:31.269		48	40.857	145.2	41.372	101.0	48.341	188.5	233.3	2:10.570	
5	47.206	131.4	47.039	90.4	53.748	185.6	184.9	2:27.993		49	41.049	155.2	41.264	101.0	48.612	187.5	233.8	2:10.925	
6	46.313	124.4	48.363	96.6	Pit In	186.5	209.3	2:36.493		50	40.539	148.4	41.267	103.0	48.314	187.5	234.3	2:10.120	
7		103.5	47.061		52.853			56:55.375		51	40.916	148.1	45.413	88.0	Pit In	187.5	233.3	2:28.498	
8	44.192	121.9	44.265		51.671	182.7	196.0	2:20.128		52		141.7	46.143	102.7	48.892			3:59.629	
9	43.392	131.4	43.824		50.996	185.6	200.4	2:18.212		53	40.359	152.1	40.959	104.9	48.132	189.5	234.8	2:09.450	
10	42.044	132.4	43.602	95.6	48.952	188.5	219.1	2:14.598		54	40.108	161.0	41.150	102.0	47.843	189.5	235.3	2:09.101	
11	42.034	130.9	42.480		48.931	190.5	233.8	2:13.445		55	40.284	154.1	40.827	105.8	48.216	188.5	235.3	2:09.327	
12	41.149	139.4	41.583		47.954	185.6	233.8	2:10.686		56	40.483	148.8	44.875	91.1	54.396	188.5	235.8	2:19.754	
13	40.356	143.2	40.919		46.326	191.5	234.3	2:07.601		57	40.400	158.8	41.033	107.8	47.783	188.5	234.8	2:09.216	
14	39.693	161.2	40.172		45.593	192.5	240.5	2:05.458		58	40.226	146.1	42.720	91.4	Pit In	188.5	234.8	2:22.230	
15	41.662	138.1	41.945		Pit In	194.6	240.0	2:23.842		59		143.0	41.111	113.2	48.627			5:41.680	
16		152.1	40.750		45.487			6:54.287		60	40.959	149.4	40.628	115.8	48.393	190.5	216.0	2:09.980	
17	38.149	161.7	38.915		44.066	196.7	243.2	2:01.130		61	40.152	155.4	40.404		47.905	187.5	225.9	2:08.461	
18	37.431	164.1	38.122		43.236	198.9	244.3	1:58.789		62	40.488	155.4	43.663	100.3	Pit In	188.5	231.8	2:21.570	
19	37.185	165.9	37.712		42.675	200.0	244.9	1:57.572		63		153.4	38.638	122.2	45.286			51:30.785	
20	37.004	179.1	37.220		42.910	198.9	245.5	1:57.134		64	36.992	159.5	37.590	<u>132.8</u>	44.493	191.5	229.3	1:59.075	
21	37.014	179.1	37.504		43.226	196.7	245.5	1:57.744		65	37.096	168.8	36.880	<u>127.8</u>	43.992	190.5	237.4	1:57.968	
22	36.475	184.3	37.036		42.633	198.9	<u>246.6</u>	1:56.144		66	36.275	170.3	37.387	130.4	43.921	192.5	240.0	1:57.583	
23	36.380	<u>193.9</u>	36.838		42.569	197.8	245.5	1:55.787		67	38.482	171.7	37.209	129.7	43.914	193.5	241.1	1:59.605	
24	39.889	143.6	43.987	113.4	Pit In	197.8	244.9	2:18.107		68	36.469	176.2	36.543	128.6	43.285	191.5	238.4	1:56.297	
25		136.4	39.250	119.2	42.521			5:03.105		69	36.714	169.3	36.640	120.5	43.725	195.7	242.2	1:57.079	
26	36.755	163.9	37.568	121.2	42.916	198.9	237.4	1:57.239		70	36.293	179.7	36.480	126.9	43.388	189.5	239.5	1:56.161	
27	37.924	164.6	36.383	121.5	42.643	197.8	242.2	1:56.950		71	36.322	170.3	36.458	118.2	43.065	195.7	241.6	1:55.845	
28	36.500	174.8	36.565	122.7	42.243	197.8	236.8	1:55.308		72	36.520	175.6	36.364	115.5	43.070	195.7	242.2	1:55.954	
29	36.578	173.6	36.515	125.7	42.307	196.7	244.3	1:55.400		73	35.916	174.8	36.282	123.0	43.374	194.6	242.2	1:55.572	
30	36.084	170.9	36.168	125.7	42.276	198.9	244.9	1:54.528		74	35.959	180.3	36.474	127.1	43.058	196.7	240.5	1:55.491	
31	36.146	165.1	37.049	115.1	Pit In	196.7	245.5	2:00.911		75	35.816	184.3	36.504	121.6	43.020	195.7	242.7	1:55.340	
32		159.5	37.042	125.9	42.667			32:53.711		76	35.939	184.0	36.921	115.5	Pit In	198.9	241.1	2:01.710	
33	37.314	167.2	36.325	128.4	42.643	195.7	243.2	1:56.282		77		157.9	37.445	116.4	Pit In			5:45.378	
34	36.587	156.7	37.897	116.6	42.429	196.7	244.3	1:56.913		78		147.1	37.841		43.150			8:25.065	
35	36.411	171.7	36.545	132.5	42.583	196.7	244.3	1:55.539		79	37.856	152.8	37.181	110.4	43.167	197.8	243.2	1:58.204	
36	37.111	177.6	36.753	124.4	43.078	198.9	240.0	1:56.942		80	36.425	160.5	36.780	119.6	42.915	195.7	243.8	1:56.120	
37	36.174	174.5	36.318	124.7	<u>42.106</u>	192.5	241.6	1:54.598		81	35.976	180.9	36.345	120.5	44.262	197.8	244.9	1:56.583	
38	<u>35.772</u>	180.6	36.151	129.5	42.166	196.7	246.0	<u>1:54.089</u>		82	36.253	178.5	36.451		42.974	184.6	234.3	1:55.678	
39	35.951	180.3	<u>36.083</u>	130.8	42.161	<u>201.1</u>	<u>246.6</u>	1:54.195		83	36.119	165.9	36.615	114.6	42.683	195.7	243.8	1:55.417	
40	37.155	145.9	39.526	124.9	Pit In	198.9	245.5	2:04.686		84	36.094	185.6	36.433	118.2	42.741	194.6	242.2	1:55.268	



Curbstone Tests

Curbstone - TEST

9 - 10 February 2023

Laps and Sector Times - Curbstone Test - 9-02-2023

Autodromo Internacional Algarve - 4652mtr.

41	148.1	38.097	46.522	10:50.717	85	36.289	159.5	37.764	115.1	47.259	196.7	243.8	2:01.312				
42	36.058	179.1	36.674	115.6	Pit In	193.5	242.7	2:03.463	86	35.897	172.2	36.383	119.1	42.208	198.9	244.9	1:54.488
43	123.1	43.985	91.4	Pit In	1:41:09.949	87	35.866	177.3	36.313	120.0	42.773	<u>201.1</u>	244.9	1:54.952			
44	131.7	43.118	94.9	49.779	3:52.126	88	35.981	176.5	36.747	Pit In	195.7	241.6	2:06.544				

144 Joseph WARHUST										PORSCHE CAYMAN GT4									
lap	Sect-1	Speed	Sect-2	Speed	Sect-3	Speed	TopSpeed	laptime	pit	lap	Sect-1	Speed	Sect-2	Speed	Sect-3	Speed	Topspeed	laptime	pit
1	42.102	141.2	42.675	87.6	47.222	197.8	234.8	2:11.999		37	35.554	167.2	36.745	103.3	42.151	202.2	248.3	1:54.450	
2	40.343	155.6	41.484	94.8	46.610	200.0	243.2	2:08.437		38	35.686	172.2	36.421	113.0	42.142	203.4	248.3	1:54.249	
3	39.956	167.2	41.833	94.0	46.523	200.0	246.6	2:08.312		39	35.734	177.6	36.354	106.3	42.335	204.5	250.0	1:54.423	
4	39.810	168.2	41.263	96.2	46.626	200.0	246.6	2:07.699		40	35.667	184.3	36.132	106.4	42.520	195.7	244.9	1:54.319	
5	40.446	131.5	41.819	92.9	46.827	200.0	246.6	2:09.092		41	36.265	180.9	36.010	110.9	41.517	198.9	247.7	1:53.792	
6	45.216	126.0	44.267	91.2	Pit In	202.2	206.9	2:28.328		42	<u>35.062</u>	177.0	36.071	114.4	<u>41.502</u>	205.7	250.6	1:52.635	
7	147.3	41.339	96.0	46.910				8:35.542		43	35.180	180.6	<u>35.753</u>	113.9	41.619	203.4	250.0	<u>1:52.552</u>	
8	40.266	134.7	41.059	97.1	46.560	198.9	246.6	2:07.885		44	35.241	177.3	35.856	114.0	42.118	206.9	250.6	1:53.215	
9	39.665	170.9	40.785	96.0	46.930	200.0	248.3	2:07.380		45	35.505	177.3	35.970	105.8	Pit In	202.2	248.8	1:59.890	
10	41.435	159.8	40.650	98.1	46.965	198.9	240.5	2:09.050		46		127.4	42.648	88.5	48.502			1:39:18.900	
11	39.703	177.0	40.219	102.1	47.045	200.0	247.1	2:06.967		47	40.479	146.9	42.803	96.6	47.883	196.7	243.8	2:11.165	
12	39.503	176.5	40.318	100.2	46.791	201.1	247.1	2:06.612		48	39.804	147.5	41.646	95.0	47.485	198.9	246.0	2:08.935	
13	41.758	144.8	43.346	82.9	Pit In	201.1	220.9	2:23.601		49	48.745	148.1	41.843	91.8	47.725	201.1	243.8	2:18.313	
14	151.7	41.910	97.6	47.171				4:28.885		50	40.639	156.5	41.525	97.0	47.539	200.0	244.9	2:09.703	
15	39.556	175.9	40.592	96.6	46.803	198.9	247.1	2:06.951		51	40.107	163.1	40.961	98.8	47.578	198.9	244.9	2:08.646	
16	40.685	171.2	40.872	97.6	47.177	200.0	246.6	2:08.734		52	42.673	130.0	42.703	88.2	Pit In	200.0	216.9	2:21.992	
17	39.664	166.9	40.796	100.5	47.163	201.1	247.1	2:07.623		53		148.1	46.136	95.9	51.817			4:46.301	
18	39.895	172.0	40.753	97.7	47.105	201.1	247.1	2:07.753		54	39.538	168.8	40.750	97.6	48.253	198.9	246.6	2:08.541	
19	39.781	170.6	41.376	80.4	47.603	198.9	246.6	2:08.760		55	39.827	164.9	40.748	99.9	47.199	192.5	243.2	2:07.774	
20	42.208	133.0	42.155	95.7	Pit In	200.0	226.9	2:18.869		56	39.719	163.1	41.113	94.0	47.164	200.0	247.1	2:07.996	
21	98.7	54.024	73.5	55.097				1:43:58.286		57	39.488	166.9	40.515	102.1	47.094	200.0	247.1	2:07.097	
22	44.181	141.5	39.364	102.4	43.280	195.7	194.2	2:06.825		58	39.754	161.9	40.557	106.3	47.796	202.2	247.1	2:08.107	
23	37.001	158.4	37.452	105.6	42.751	203.4	246.6	1:57.204		59	39.461	167.4	40.660	98.8	Pit In	200.0	247.7	2:17.807	
24	36.437	167.4	36.970	107.7	42.020	198.9	245.5	1:55.427		60		110.2	47.904	88.4	55.178			1:31:08.588	
25	35.829	166.4	36.900	103.3	42.279	204.5	249.4	1:55.008		61	41.597	135.5	39.558	112.6	43.584	187.5	182.7	2:04.739	
26	35.796	177.9	37.652	105.5	42.239	205.7	248.8	1:55.687		62	37.005	160.7	37.018	105.8	42.918	197.8	246.6	1:56.941	
27	38.793	145.4	38.382	100.9	Pit In	205.7	245.5	2:09.951		63	35.678	172.8	36.266	114.2	42.918	203.4	248.3	1:54.862	
28	120.9	41.650	105.0	43.868				4:35.999		64	35.447	177.9	36.499	109.3	42.781	203.4	248.8	1:54.727	
29	35.875	184.0	36.642	106.8	41.890	205.7	250.0	1:54.407		65	36.319	167.4	36.592	111.0	46.295	205.7	251.7	1:59.206	
30	36.696	158.4	37.966	101.0	45.461	<u>208.1</u>	<u>252.3</u>	2:00.123		66	35.638	166.7	36.741	109.1	Pit In	202.2	248.8	2:02.655	
31	35.899	168.0	36.637	108.7	43.589	205.7	251.7	1:56.125		67		153.0	37.962	107.5	42.800			3:13.806	
32	35.585	<u>191.5</u>	36.434	109.3	41.857	195.7	244.3	1:53.876		68	35.478	176.2	36.227	115.3	42.978	201.1	248.8	1:54.683	
33	35.483	160.7	37.917	95.1	44.290	206.9	251.2	1:57.690		69	35.617	180.9	36.472	109.4	42.482	197.8	246.0	1:54.571	
34	35.127	189.1	36.470	105.2	Pit In	206.9	251.2	1:59.913		70	35.242	176.5	35.892	112.1	43.624	204.5	248.3	1:54.758	
35	139.4	42.261	89.5	44.417				9:42.402		71	35.278	175.9	35.955	<u>117.9</u>	42.610	203.4	249.4	1:53.843	
36	35.796	173.1	36.980	106.9	42.654	204.5	248.8	1:55.430		72	35.159	179.7	36.321	109.3	Pit In	203.4	248.8	2:00.434	

146 Peter-David HARTL										PORSCHE 992 CUP									
lap	Sect-1	Speed	Sect-2	Speed	Sect-3	Speed	TopSpeed	laptime	pit	lap	Sect-1	Speed	Sect-2	Speed	Sect-3	Speed	Topspeed	laptime	pit
1	38.628	153.4	40.206	107.6	46.935	201.1	250.0	2:05.769		30	42.680	128.0	44.070	104.0	50.567	195.7	240.0	2:17.317	
2	38.610	159.1	39.229	106.5	45.840	204.5	251.7	2:03.679		31	44.398	127.7	44.540	101.4	Pit In	201.1	252.3	2:28.224	
3	38.323	161.0	38.820	106.7	45.861	208.1	255.3	2:03.004		32		128.9	44.643	100.7	51.325			4:18.263	
4	38.108	166.2	40.031	103.2	Pit In	208.1	254.1	2:12.715		33	42.707	128.0	44.619	94.3	50.950	197.8	251.2	2:18.276	



Curbstone Tests

Curbstone - TEST

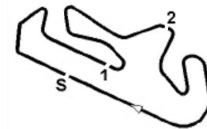
9 - 10 February 2023

Laps and Sector Times - Curbstone Test - 9-02-2023

Autodromo Internacional Algarve - 4652mtr.

5		121.8	51.519	85.2	54.384			15:38.380	34	41.710	133.7	43.702	94.1	49.951	200.0	250.6	2:15.363
6	42.021	141.5	43.772	82.3	49.595	194.6	225.5	2:15.388	35	41.327	138.1	42.754	103.3	50.786	201.1	254.1	2:14.867
7	45.280	133.3	43.417	78.4	49.771	201.1	230.3	2:18.468	36	40.836	136.5	42.635	102.8	49.844	198.9	251.2	2:13.315
8	42.042	150.6	42.656	87.7	48.272	201.1	241.1	2:12.970	37	40.980	131.5	43.554	98.8	Pit In	205.7	253.5	2:23.973
9	41:43.095	136.5	40.512	110.1	44.831	203.4	254.1	1:43:08.438	38		122.0	45.809	101.1	51.001			20:43.911
10	36.565	142.1	35.633	123.7	44.470	192.5	232.8	1:56.668	39	40.206	135.2	43.033	99.2	49.132	201.1	251.7	2:12.371
11	34.792	168.0	38.613	99.9	41.964	211.8	259.0	1:55.369	40	39.908	135.7	42.024	102.1	48.668	204.5	255.3	2:10.600
12	34.556	172.0	34.613	<u>127.4</u>	40.416	214.3	259.6	1:49.585	41	45.431	119.1	46.959	92.1	51.194	206.9	234.8	2:23.584
13	34.936	170.1	35.548	117.3	Pit In	214.3	261.5	1:59.199	42	39.707	133.2	43.424	107.5	54.341	204.5	254.7	2:17.472
14		182.7	34.351	124.9	40.018			34:04.171	43	39.768	136.2	41.593	108.4	48.786	203.4	254.7	2:10.147
15	33.329	188.2	34.316	126.2	39.662	<u>219.5</u>	264.7	1:47.307	44	39.134	137.4	41.234	87.3	47.872	208.1	258.4	2:08.240
16	33.195	188.8	33.595	<u>127.4</u>	39.630	218.2	<u>265.4</u>	1:46.420	45	39.103	142.9	40.603	89.3	48.530	206.9	257.8	2:08.236
17	<u>33.016</u>	200.0	<u>33.489</u>	123.9	<u>39.530</u>	218.2	264.1	<u>1:46.035</u>	46	38.904	135.7	40.558	109.8	47.541	205.7	257.1	2:07.003
18	33.094	<u>201.5</u>	33.783	123.1	Pit In	<u>219.5</u>	264.7	1:54.878	47	38.295	138.6	42.398	103.2	Pit In	208.1	257.8	2:22.416
19		99.0	51.542	81.4	57.809			1:25:41.180	48		128.9	43.048	107.0	54.674			5:50.661
20	45.766	109.3	48.347	69.2	53.580	193.5	208.5	2:27.693	49	39.501	136.7	40.213	105.5	47.570	202.2	252.3	2:07.284
21	43.708	119.2	45.829	80.5	52.987	195.7	220.9	2:22.524	50	38.950	144.6	39.604	89.6	49.777	205.7	255.3	2:08.331
22	41.996	126.0	44.651	87.1	51.180	201.1	237.4	2:17.827	51	38.918	139.0	40.757	84.0	Pit In	204.5	256.5	2:22.003
23	43.109	123.7	44.203	95.8	Pit In	200.0	235.8	2:28.342	52		128.1	47.035	98.6	1:00.222			19:23.062
24		118.7	45.756	95.8	50.565			6:57.789	53	45.335	137.1	40.606	85.8	47.677	124.6	202.6	2:13.618
25	41.224	131.4	43.419	107.0	49.812	198.9	234.8	2:14.455	54	37.653	151.9	43.689	88.2	46.575	202.2	255.3	2:07.917
26	41.028	134.3	43.026	98.5	49.397	202.2	243.2	2:13.451	55	43.123	155.4	41.625	93.0	47.413	206.9	255.9	2:12.161
27	40.710	137.9	43.356	97.8	49.331	204.5	248.8	2:13.397	56	38.121	167.4	42.540	86.1	46.462	204.5	255.9	2:07.123
28	45.784	122.0	44.029	98.6	Pit In	202.2	246.0	2:30.137	57	44.725	154.7	43.367	88.1	Pit In	208.1	256.5	2:24.221
29		121.5	54.354	90.2	53.693			28:22.203	58								

RC11	Martin PLOWMAN									MCLAREN 720S GT3									
lap	Sect-1	Speed	Sect-2	Speed	Sect-3	Speed	TopSpeed	laptime	pit	lap	Sect-1	Speed	Sect-2	Speed	Sect-3	Speed	Topspeed	laptime	pit
1	40.148	149.4	40.627		46.502	203.4	234.3	2:07.277		46	34.992	170.1	34.288		39.631	213.0	254.1	1:48.911	
2	39.981	151.3	39.666		46.662	206.9	248.8	2:06.309		47	34.016	172.2	34.437		39.387	210.5	256.5	1:47.840	
3	39.049	150.4	39.349		45.544	205.7	250.6	2:03.942		48	33.496	184.6	33.783		39.225	215.6	258.4	1:46.504	
4	39.440	146.1	41.415	94.5	Pit In	205.7	249.4	2:19.372		49	33.450	185.9	33.989		40.710	216.9	259.0	1:48.149	
5		115.6	50.680		56.355			23:42.557		50	34.293	179.7	40.749		41.851	209.3	254.1	1:56.893	
6	45.411	140.8	46.921		52.039	163.6	173.9	2:24.371		51	33.723	190.1	34.629		39.338	213.0	255.3	1:47.690	
7	41.769	140.3	41.926		48.745	184.6	205.3	2:12.440		52	33.607	185.9	35.024		40.409	215.6	259.0	1:49.040	
8	39.970	146.5	41.898		48.675	197.8	231.3	2:10.543		53	33.501	197.8	33.825		<u>38.727</u>	216.9	257.8	1:46.053	
9	40.541	148.6	43.172		48.658	198.9	218.2	2:12.371		54	33.464	181.8	33.968		38.817	<u>218.2</u>	260.2	1:46.249	
10	39.626	150.8	41.111		48.044	201.1	244.9	2:08.781		55	33.145	191.8	33.555		38.961	216.9	260.2	1:45.661	
11	39.570	139.2	41.408		52.102	200.0	246.6	2:13.080		56	33.216	197.4	33.715		38.912	<u>218.2</u>	260.9	1:45.843	
12	41.792	138.1	41.262		47.273	169.0	216.0	2:10.327		57	34.155	177.6	35.490		40.253	<u>218.2</u>	259.0	1:49.898	
13	39.889	161.2	40.264		Pit In	202.2	228.8	2:19.321		58	33.274	186.5	33.654		39.083	215.6	259.6	1:46.011	
14		153.0	39.490		45.324			42:10.586		59	33.283	194.2	36.015		Pit In	213.0	259.0	2:01.870	
15	39.008	170.3	38.230		44.233	201.1	245.5	2:01.471		60		158.6	38.911		46.270			?:03:48.681	
16	37.587	175.3	37.842		43.954	203.4	247.7	1:59.383		61	38.547	167.7	38.590		45.756	204.5	250.0	2:02.893	
17	37.264	170.1	37.719		43.501	203.4	250.0	1:58.484		62	40.375	125.3	42.305		Pit In	201.1	234.3	2:20.279	
18	37.412	162.7	37.933		43.936	204.5	251.2	1:59.281		63		169.5	42.130		48.771			7:46.419	
19	37.598	166.4	39.427		44.223	204.5	250.0	2:01.248		64	38.955	153.6	40.228		47.563	196.7	241.1	2:06.746	
20	37.669	175.0	38.137		45.218	204.5	251.2	2:01.024		65	38.543	178.8	40.324		47.412	201.1	248.8	2:06.279	
21	38.372	169.8	39.618		Pit In	202.2	249.4	2:16.726		66	39.625	154.9	41.393		47.525	197.8	246.0	2:08.543	
22		129.3	37.401		41.250			14:17.696		67	38.960	156.5	40.513		47.580	202.2	243.2	2:07.053	



Curbstone Tests

Curbstone - TEST

9 - 10 February 2023

Laps and Sector Times - Curbstone Test - 9-02-2023

Autodromo Internacional Algarve - 4652mtr.

23	33.751	187.5	33.992	39.937	215.6	257.1	1:47.680	68	38.688	163.6	39.573	46.956	197.8	248.3	2:05.217	
24	33.694	185.9			210.5	255.3	1:46.861	69	38.687	169.3	39.913	47.246	198.9	243.2	2:05.846	
25	34.572	189.5	33.789	39.461	215.6	246.0	1:47.822	70	38.064	168.0	39.496	48.749	201.1	249.4	2:06.309	
26	34.274	188.8	33.741	39.167	210.5	255.9	1:47.182	71	38.141	167.2	39.215	46.335	203.4	247.1	2:03.691	
27	33.225	199.6	33.707	39.114	214.3	257.1	1:46.046	72	38.027	162.7	39.664	Pit In	204.5	247.1	2:14.589	
28	33.049	204.5	33.087	Pit In	215.6	257.8	1:57.186	73				43.942			48:57.167	
29		194.9	34.130	39.471			6:28.977	74	34.290	186.9	33.954	41.230	201.1	250.6	1:49.474	
30	33.222	200.7	33.331	39.110	214.3	257.1	1:45.663	75	33.247	193.9	33.602	40.365	206.9	254.1	1:47.214	
31	32.954	<u>209.7</u>	33.160	38.937	213.0	256.5	1:45.051	76	32.860	200.0	33.150	39.973	210.5	257.8	1:45.983	
32	35.537	179.1	33.610	39.511	215.6	250.6	1:48.658	77	<u>32.647</u>	205.3	34.260	41.955	208.1	256.5	1:48.862	
33	32.973	207.3	<u>32.967</u>	38.977	216.9	258.4	<u>1:44.917</u>	78	32.667	197.4	35.213	40.565	211.8	259.0	1:48.445	
34	33.573	189.1	34.322	Pit In	216.9	259.0	2:01.265	79	33.140	204.2	33.460	39.819	215.6	260.2	1:46.419	
35		170.6	35.568	40.433			7:28.479	80	32.709	208.5	33.404	<u>127.1</u>	Pit In	214.3	259.0	1:53.941
36	34.609	198.5	34.592	39.853	213.0	255.3	1:49.054	81		201.9	33.288	39.941			3:34.420	
37	34.620	186.5	34.515	40.701	213.0	251.7	1:49.836	82	33.869	180.9	35.237	41.932	210.5	257.8	1:51.038	
38	35.015	165.6	35.363	40.825	214.3	248.8	1:51.203	83	42.923	140.3	39.103	Pit In	185.6	151.3	2:19.899	
39	35.560	182.1	35.282	40.242	211.8	251.2	1:51.084	84		167.7	34.760	42.985			9:10.959	
40	35.464	187.2	35.016	40.594	211.8	255.3	1:51.074	85	34.998	169.8	35.161	40.508	205.7	254.7	1:50.667	
41	34.622	180.3	34.354	39.532	211.8	255.9	1:48.508	86	33.863	187.8	34.668	40.035	211.8	258.4	1:48.566	
42	33.820	184.0	35.558	42.140	215.6	257.8	1:51.518	87	33.566	168.2	34.113	39.685	213.0	259.6	1:47.364	
43	33.886	198.5	34.143	39.584	209.3	253.5	1:47.613	88	34.715	188.8	34.488	39.931	216.9	243.8	1:49.134	
44	33.777	193.9	34.270	Pit In	214.3	257.1	1:57.163	89	33.337	180.3	33.775	39.356	214.3	259.0	1:46.468	
45		170.9	34.767	39.815			3:43.589	90	33.222	201.5	34.169	Pit In	216.9	<u>262.1</u>	2:02.589	

RC1	Flynt SCHURING									PORSCHE 992 CUP									
lap	Sect-1	Speed	Sect-2	Speed	Sect-3	Speed	TopSpeed	laptime	pit	lap	Sect-1	Speed	Sect-2	Speed	Sect-3	Speed	Topspeed	laptime	pit
1	43.109	103.8	41.983	87.0	47.924	200.0	206.5	2:13.016		43		126.2	38.308	109.4	41.160			18:20.527	
2	41.530	121.2	42.065		46.665	206.9	221.8	2:10.260		44	35.827	162.7	34.360	122.0	39.492	215.6	261.5	1:49.679	
3	40.110	138.5	39.948	108.2	46.455	205.7	232.3	2:06.513		45	34.285	173.4	33.946	113.8	39.529	220.9	<u>268.0</u>	1:47.760	
4	39.003	141.9	39.764	105.3	47.304	208.1	240.0	2:06.071		46	33.661	166.2	34.398	117.1	40.121	219.5	266.7	1:48.180	
5	38.802	146.5	38.979	111.1	46.352	206.9	251.7	2:04.133		47	33.601	<u>181.5</u>	34.865	116.9	41.100	218.2	265.4	1:49.566	
6	38.830	143.6	39.285	111.0	Pit In	208.1	250.0	<u>2:10.953</u>		48	33.589	174.5	33.969	120.7	39.375	218.2	265.4	1:46.933	
7		132.7	39.638	110.8	45.981			5:33.708		49	33.633	177.0	<u>33.611</u>	126.3	39.471	220.9	266.7	<u>1:46.715</u>	
8	38.740	145.2	39.261	95.8	45.769	210.5	247.7	2:03.770		50	33.583	179.7	33.637	<u>136.4</u>	Pit In	218.2	266.7	1:53.919	
9	38.543	153.0	38.776	106.5	45.724	210.5	255.9	2:03.043		51		127.7	40.542	95.5	46.098			1:44:27.488	
10	38.355	153.4	39.056	109.9	45.632	209.3	255.3	2:03.043		52	38.812	145.0	38.842	103.4	45.693	209.3	234.3	2:03.347	
11	38.545	158.6	38.920	100.9	45.409	211.8	257.1	2:02.874		53	37.906	153.6	38.519	103.0	45.789	209.3	257.8	2:02.214	
12	38.458	157.9	38.836	95.5	45.508	211.8	258.4	2:02.802		54	38.029	164.1	38.730	106.9	45.408	206.9	256.5	2:02.167	
13	38.281	156.5	39.119	106.6	46.567	210.5	258.4	2:03.967		55	39.181	163.6	38.731	102.6	45.183	213.0	244.9	2:03.095	
14	39.007	149.2	39.229	102.6	45.682	205.7	255.9	2:03.918		56	37.891	162.2	38.650	104.0	45.327	210.5	259.6	2:01.868	
15	38.366	153.4	38.761	98.4	45.702	211.8	257.1	2:02.829		57	37.683	170.1	38.680	101.8	45.503	211.8	259.6	2:01.866	
16	38.081	161.9	38.791	106.1	Pit In	213.0	257.8	2:08.817		58	37.865	168.2	38.328	107.6	45.368	210.5	259.6	2:01.561	
17		120.9	39.210	100.4	44.785			42:50.035		59	38.120	166.7	38.934	103.0	Pit In	211.8	261.5	2:08.760	
18	38.750	156.1	38.176	104.3	44.344	209.3	257.1	2:01.270		60		160.7	38.700	98.4	44.979			5:47.790	
19	38.222	160.2	38.354	106.4	44.823	213.0	259.6	2:01.399		61	37.653	164.6	38.657	104.8	45.288	211.8	260.9	2:01.598	
20	38.073	162.9	38.329	106.5	44.491	210.5	260.2	2:00.893		62	38.177	178.8	46.475	100.6	45.409	213.0	261.5	2:10.061	
21	37.911	163.1	38.344	107.7	44.940	210.5	260.9	2:01.195		63	37.868	163.6	38.437	99.6	45.186	214.3	260.9	2:01.491	
22	37.846	161.9	38.436	103.4	Pit In	210.5	259.0	2:06.965		64	37.931	158.8	38.896	114.8	44.855	213.0	261.5	2:01.682	
23		125.6	38.320	115.4	43.441			5:35.355		65	37.723	167.4	39.711	109.6	46.695	214.3	261.5	2:04.129	
24	37.249	173.4	37.742	112.5	43.780	209.3	257.8	1:58.771		66	38.721	155.8	38.908	108.4	46.251	202.2	256.5	2:03.880	



Curbstone Tests

Curbstone - TEST

9 - 10 February 2023

Laps and Sector Times - Curbstone Test - 9-02-2023

Autodromo Internacional Algarve - 4652mtr.

25	37.437	166.2	37.532	116.8	43.281	213.0	260.9	1:58.250	67	38.350	163.9	39.105	100.1	Pit In	208.1	259.0	2:11.716
26	37.142	179.4	37.739	115.0	43.395	211.8	260.2	1:58.276	68		113.6	40.837	104.9	44.048			1:05:45.581
27	37.729	178.2	37.440	117.6	Pit In	211.8	260.9	2:05.171	69	36.998	151.5	36.411	106.7	41.712	194.6	212.6	1:55.121
28		116.4	41.965	101.5	43.603			47:51.336	70	34.958	159.8	35.002	111.6	41.392	213.0	243.2	1:51.352
29	36.378	152.8	35.280	120.0	40.970	204.5	243.2	1:52.628	71	34.573	164.1	35.851	108.9	40.652	211.8	252.9	1:51.076
30	34.815	168.0	35.620	116.4	40.141	211.8	259.6	1:50.576	72	34.211	172.0	34.187	114.4	40.644	211.8	260.9	1:49.042
31	35.329	170.9	34.224	121.9	40.015	218.2	261.5	1:49.568	73	34.278	175.9	34.480	117.9	40.480	206.9	258.4	1:49.238
32	34.281	174.8	34.514	131.1	40.585	218.2	262.1	1:49.380	74	34.107	170.6	34.102	108.7	41.111	214.3	262.8	1:49.320
33	34.430	147.3	35.613		39.861	218.2	264.7	1:49.904	75	34.479	170.9	33.971	118.0	Pit In	209.3	259.6	1:56.680
34	34.732	142.5	34.834	114.6	39.779	216.9	264.1	1:49.345	76		137.4	36.326	108.3	40.852			7:56.846
35	33.949	178.5	34.236	124.1	39.814	219.5	264.1	1:47.999	77	34.351	156.1	34.276	110.3	40.731	214.3	262.8	1:49.358
36	34.126	172.8	35.033	121.9	Pit In	218.2	263.4	1:55.948	78	33.842	171.4	34.281	109.9	41.339	211.8	257.1	1:49.462
37		152.3	35.146	117.6	40.900			4:44.404	79	34.805	171.7	35.138	119.3	40.181	209.3	257.1	1:50.124
38	34.623	174.5	34.184	119.9	39.612	215.6	262.8	1:48.419	80	33.797	175.6	33.681	116.1	39.827	218.2	264.7	1:47.305
39	33.897	173.9	34.087	121.5	<u>39.262</u>	219.5	264.7	1:47.246	81	33.490	174.8	34.201	111.6	40.189	216.9	266.0	1:47.880
40	33.951	<u>181.5</u>	34.359	124.6	39.468	220.9	265.4	1:47.778	82	33.741	177.0	34.051	115.5	40.759	208.1	260.2	1:48.551
41	33.913	174.2	34.133	118.6	39.696	<u>222.2</u>	265.4	1:47.742	83	33.622	179.4	33.755	115.5	39.815	219.5	266.7	1:47.192
42	34.302	171.7	34.285	122.0	Pit In	219.5	266.0	1:54.420	84	<u>33.290</u>	181.2	33.662	115.3	Pit In	219.5	264.7	2:01.103

RC4 1 Janne STIAK										PORSCHE 992 CUP									
lap	Sect-1	Speed	Sect-2	Speed	Sect-3	Speed	TopSpeed	laptime	pit	lap	Sect-1	Speed	Sect-2	Speed	Sect-3	Speed	Topspeed	laptime	pit
1	43.807	119.1	42.891	94.0	49.927	171.4	197.1	2:16.625		39	34.113	163.1	34.608	114.8	39.906	222.2	263.4	1:48.627	
2	39.972	135.5	40.988	97.1	47.119	203.4	228.8	2:08.079		40	33.949	157.2	34.530	116.8	39.817	222.2	266.0	1:48.296	
3	39.570	132.4	40.167	98.5	46.171	209.3	240.5	2:05.908		41	33.863	167.7	34.900	111.3	40.015	220.9	<u>268.0</u>	1:48.778	
4	39.076	136.4	39.809	90.5	47.861	206.9	236.8	2:06.746		42	33.971	158.1	34.179	119.9	40.068	226.4	267.3	1:48.218	
5	39.201	141.2	39.550	94.5	46.113	186.5	245.5	2:04.864		43	33.914	162.7	<u>34.068</u>	116.5	40.197	220.9	265.4	1:48.179	
6	38.530	145.4	39.251	101.7	Pit In	204.5	250.0	2:11.856		44	33.734	161.9	34.380	114.2	40.319	<u>227.8</u>	266.0	1:48.433	
7		128.0	39.935	100.5	46.159			7:19.706		45	33.938	157.9	34.186	116.0	39.771	216.9	264.1	<u>1:47.895</u>	
8	40.185	139.9	39.276	102.5	45.687	205.7	246.0	2:05.148		46	34.294	152.1	36.245	101.0	Pit In	<u>227.8</u>	266.7	2:03.395	
9	38.393	142.9	39.132	101.7	45.778	206.9	244.9	2:03.303		47		125.0	46.391	97.8	47.677			1:59:51.502	
10	38.507	146.1	39.112	97.5	45.538	204.5	248.8	2:03.157		48	41.781	133.0	39.943	99.6	45.942	181.8	198.2	2:07.666	
11	38.548	145.2	38.580	105.3	45.498	211.8	257.8	2:02.626		49	40.294	135.0	39.937	100.7	45.812	210.5	204.9	2:06.043	
12	38.265	141.2	38.836	104.2	45.334	208.1	257.8	2:02.435		50	38.649	143.4	40.045	100.4	45.672	210.5	241.6	2:04.366	
13	39.468	137.9	40.265	95.6	Pit In	208.1	259.0	2:13.591		51	38.345	147.5	40.539	103.1	48.346	210.5	251.7	2:07.230	
14		120.5	41.051	97.4	45.998			12:28.094		52	40.777	133.8	41.000	95.9	Pit In	200.0	220.9	2:17.733	
15	38.436	145.6	39.722	97.3	46.163	211.8	253.5	2:04.321		53		128.0	40.312	99.8	47.211			9:59.343	
16	38.255	141.0	39.835	96.7	Pit In	208.1	255.3	2:13.193		54	38.974	142.5	40.090	100.3	47.145	208.1	245.5	2:06.209	
17		102.6	44.420	95.2	47.356			1:48:18.102		55	38.948	143.0	39.365	101.1	46.454	205.7	250.6	2:04.767	
18	41.215	116.9	38.532	104.2	41.937	174.8	194.6	2:01.684		56	38.589	137.6	39.549	104.8	46.310	209.3	246.6	2:04.448	
19	37.220	138.6	35.781	119.2	41.235	198.9	221.8	1:54.236		57	39.384	139.4	39.713	104.1	46.145	210.5	252.9	2:05.242	
20	35.652	146.9	35.838	111.5	40.376	220.9	251.2	1:51.866		58	37.733	145.6	39.121	104.1	46.197	208.1	255.9	2:03.051	
21	34.885	154.9	35.232	119.3	40.217	218.2	262.8	1:50.334		59	37.559	147.7	38.715	101.3	45.807	211.8	260.9	2:02.081	
22	35.000	148.1	35.268	110.0	40.179	222.2	261.5	1:50.447		60	37.624	145.7	38.827	107.4	46.307	209.3	253.5	2:02.758	
23	34.740	160.0	35.369	113.9	40.592	222.2	263.4	1:50.701		61	38.220	145.0	38.573	101.6	Pit In	209.3	257.8	2:11.014	
24	35.112	154.7	35.129	116.4	40.381	219.5	262.8	1:50.622		62		130.9	40.316	99.7	45.635			54:14.745	
25	34.647	155.4	35.212	118.7	40.314	220.9	258.4	1:50.173		63	41.998	141.2	36.116	106.6	Pit In	181.8	173.6	2:10.501	
26	34.533	158.1	34.534	119.3	39.845	220.9	264.1	1:48.912		64		140.4	36.804	110.2	41.570			7:10.789	
27	34.386	150.8	34.738	113.8	40.010	222.2	265.4	1:49.134		65	36.144	151.5	34.740	119.7	41.195	210.5	228.3	1:52.079	
28	34.373	153.6	34.809	106.7	40.135	222.2	266.7	1:49.317		66	34.874	168.2	35.009	114.3	42.587	210.5	260.9	1:52.470	
29	35.049	149.4	34.900	115.5	<u>39.671</u>	220.9	265.4	1:49.620		67	35.311	155.4	34.855	115.0	41.051	218.2	263.4	1:51.217	



Curbstone Tests

Curbstone - TEST

9 - 10 February 2023

Laps and Sector Times - Curbstone Test - 9-02-2023

Autodromo Internacional Algarve - 4652mtr.

30	34.309	154.1	35.685	104.5	40.485	225.0	<u>268.0</u>	1:50.479	68	34.455	160.0	34.738	111.3	40.849	219.5	255.3	1:50.042
31	34.370	164.9	34.688	111.1	40.063	222.2	266.0	1:49.121	69	34.182	168.0	34.208	118.8	41.005	216.9	262.8	1:49.395
32	34.844	152.8	34.906	113.7	Pit In	216.9	258.4	1:59.570	70	33.876	165.4	34.517	115.8	42.357	216.9	264.1	1:50.750
33		149.2	35.615	111.5	41.307			8:41.479	71	34.256	<u>176.5</u>	35.164	111.3	41.293	213.0	264.1	1:50.713
34	35.082	157.9	34.903	116.6	40.373	216.9	227.8	1:50.358	72	34.594	161.9	35.075	114.2	41.165	218.2	260.2	1:50.834
35	34.138	158.1	34.974	113.2	40.245	223.6	267.3	1:49.357	73	35.761	166.2	34.213	118.4	41.006	218.2	258.4	1:50.980
36	34.272	160.0	35.554	102.3	41.062	220.9	266.7	1:50.888	74	<u>33.700</u>	163.1	34.440	113.9	40.645	214.3	263.4	1:48.785
37	34.028	169.3	34.848	117.4	39.751	222.2	266.7	1:48.627	75	33.795	165.6	34.213	<u>123.4</u>	40.817	220.9	264.7	1:48.825
38	34.315	165.9	34.513	115.0	40.290	222.2	265.4	1:49.118	76	34.491	158.4	36.190	101.6	Pit In	222.2	264.7	<u>2:02.328</u>

RC5 Jocelyn LANGER										PORSCHE 992 CUP									
lap	Sect-1	Speed	Sect-2	Speed	Sect-3	Speed	TopSpeed	laptime	pit	lap	Sect-1	Speed	Sect-2	Speed	Sect-3	Speed	Topspeed	laptime	pit
1	40.185	143.8	38.951	108.1	Pit In	209.3	206.9	2:12.894		23	38.841	145.6	39.400	95.4	45.889	206.9	241.1	2:04.130	
2		135.5	38.164	112.3	43.404			59:44.998		24	38.523	153.2	38.990	101.2	Pit In	205.7	252.3	2:11.272	
3	36.978	159.5	36.915	109.1	Pit In	205.7	248.8	2:04.898		25		135.2	43.093	91.4	50.529			7:03.806	
4		130.4	37.751	104.3	41.781			29:50.312		26	52.741	120.1	46.027	84.0	51.806	201.1	224.5	2:30.574	
5	35.806	159.1	35.227	113.4	40.066	211.8	232.8	1:51.099		27	42.400	142.7	42.943	86.3	50.082	201.1	229.3	2:15.425	
6	34.301	178.8	34.349	117.8	<u>40.044</u>	215.6	260.9	<u>1:48.694</u>		28	54.523	132.2	44.398	91.1	Pit In	202.2	248.3	<u>2:37.077</u>	
7	34.157	<u>182.4</u>	<u>33.811</u>	118.7	Pit In	<u>216.9</u>	<u>262.1</u>	1:54.171		29		134.5	43.690	88.6	50.652			5:39.049	
8		133.0	41.271	86.3	46.095			7:51.510		30	40.312	144.8	43.678	89.3	50.474	203.4	249.4	2:14.464	
9	37.899	124.1	39.360	98.3	44.173	208.1	241.6	2:01.432		31	42.084	141.0	43.084	87.0	Pit In	202.2	251.7	<u>2:24.488</u>	
10	37.961	144.4	37.620	102.2	44.464	211.8	257.8	2:00.045		32		140.8	37.928	106.9	42.875		l: 22:31.581		
11	35.653	160.2	37.184	103.8	52.225	211.8	259.6	2:05.062		33	36.058	160.0	35.848	113.4	41.231	209.3	231.8	1:53.137	
12	40.812	147.7	38.919	85.9	Pit In	188.5	220.4	<u>2:13.560</u>		34	34.309	173.4	34.445	<u>130.6</u>	41.024	210.5	257.8	1:49.778	
13		128.3	43.001	80.3	50.385			24:46.089		35	<u>34.038</u>	181.8	34.841	113.6	Pit In	211.8	259.0	<u>1:58.053</u>	
14	40.173	147.5	40.419	84.2	47.030	196.7	213.0	2:07.622		36		153.4	37.422	106.6	46.611			11:35.302	
15	37.724	165.9	39.457	90.2	46.214	203.4	252.9	2:03.395		37	38.100	150.2	37.256	112.9	48.543	189.5	231.3	2:03.899	
16	36.991	162.2	39.209	90.6	45.751	203.4	254.7	2:01.951		38	35.785	157.0	36.339	111.9	43.725	205.7	256.5	1:55.849	
17	37.173	155.8	40.686	91.3	45.915	201.1	253.5	2:03.774		39	35.692	164.4	36.272	108.7	45.269	209.3	260.2	1:57.233	
18	37.021	160.2	38.490	96.1	47.363	203.4	254.7	2:02.874		40	35.977	159.1	36.295	111.7	42.574	214.3	261.5	1:54.846	
19	38.581	147.1	43.357	86.5	48.736	189.5	227.8	2:10.674		41	35.202	169.0	36.248	106.8	44.235	213.0	261.5	1:55.685	
20	36.520	158.4	47.381	85.6	Pit In	202.2	254.1	<u>2:29.304</u>		42	35.263	166.4	35.979	104.9	42.359	209.3	260.9	1:53.601	
21		137.2	40.425	98.1	46.929			l: 43:16.107		43	34.881	165.6	36.069	107.1	43.006	213.0	<u>262.1</u>	1:53.956	
22	48.312	137.4	40.148	96.8	46.548	204.5	242.2	2:15.008		44	35.850	146.7	36.707	106.0	Pit In	209.3	260.2	<u>2:04.941</u>	

RC6 Matthew COWLEY										FORD MUSTANG GT4									
lap	Sect-1	Speed	Sect-2	Speed	Sect-3	Speed	TopSpeed	laptime	pit	lap	Sect-1	Speed	Sect-2	Speed	Sect-3	Speed	Topspeed	laptime	pit
1	40.255	158.6	39.195	102.8	43.634	193.5	232.8	2:03.084		26	41.770	153.0	42.196	99.2	48.295	186.5	226.4	2:12.261	
2	39.115	174.2	39.402	107.0	43.083	194.6	235.3	2:01.600		27	41.436	155.8	41.528	105.3	48.778	188.5	231.3	2:11.742	
3	38.732	147.3	38.621	107.8	42.306	195.7	237.9	1:59.659		28	41.986	149.8	41.674	106.5	48.282	187.5	232.3	2:11.942	
4	40.719	101.8	3:03.759	31.3	Pit In	198.9	239.5	<u>6:44.989</u>		29	41.602	164.4	41.214	101.4	48.005	191.5	234.3	2:10.821	
5		103.3	45.321	86.3	46.213			56:01.786		30	40.708	165.9	41.013	102.8	47.292	194.6	234.8	2:09.013	
6	39.553	133.0	40.296	97.4	43.180	193.5	234.3	2:03.029		31	42.782	129.7	45.111	91.1	Pit In	194.6	215.1	<u>2:25.532</u>	
7	37.165	136.9	40.266	95.6	43.830	197.8	239.5	2:01.261		32		120.7	46.376	79.3	50.630			7:52.497	
8	37.138	154.7	38.307	95.1	42.743	197.8	238.4	1:58.188		33	42.296	134.7	44.026	88.5	49.241	188.5	222.7	2:15.563	
9	36.978	159.8	37.363	103.6	42.313	198.9	238.9	1:56.654		34	41.241	137.4	42.619	93.4	48.959	188.5	232.3	2:12.819	
10	37.540	161.9	37.707	103.4	42.215	200.0	240.5	1:57.462		35	41.171	145.4	42.616	91.2	49.101	188.5	232.3	2:12.888	
11	36.381	158.1	37.549	101.5	43.485	198.9	241.1	1:57.415		36	40.870	149.8	41.816	101.4	48.506	190.5	233.8	2:11.192	
12	35.963	175.9	37.097	112.9	42.025	200.0	240.5	1:55.085		37	40.762	150.0	42.700	93.3	48.685	189.5	233.3	2:12.147	
13	36.257	180.9	36.443	109.9	42.038	198.9	241.1	1:54.738		38	40.724	141.5	41.023	103.4	48.399	190.5	233.8	2:10.146	



Curbstone Tests

Curbstone - TEST

9 - 10 February 2023

Laps and Sector Times - Curbstone Test - 9-02-2023

Autodromo Internacional Algarve - 4652mtr.

14	36.525	166.9	37.482	106.7	42.009	198.9	239.5	1:56.016	39	40.373	157.4	42.518	90.7	48.441	188.5	233.3	2:11.332
15	36.255	167.4	37.544	112.0	41.898	201.1	241.6	1:55.697	40	40.306	139.7	41.621	98.5	Pit In	192.5	234.8	2:24.610
16	36.073	166.2	37.225	102.9	Pit In	201.1	240.0	2:04.187	41		160.2	38.879	108.7	45.118			1:01:03.339
17		144.8	39.264	100.2	42.109			5:08.726	42	37.353	173.9	37.283	121.8	44.152	191.5	236.3	1:58.788
18	36.900	153.8	36.985	110.3	41.811	201.1	241.6	1:55.696	43	36.742	185.2	36.871	118.8	43.583	182.7	232.3	1:57.196
19	39.040	93.9	37.373	108.9	42.564	200.0	240.0	1:58.977	44	36.287	172.8	36.214	117.9	42.713	191.5	235.8	1:55.214
20	35.718	176.2	36.273	108.1	42.508	<u>202.2</u>	240.5	1:54.499	45	36.487	171.4	37.076	109.8	42.705	193.5	236.8	1:56.268
21	36.044	158.6	37.027	104.9	41.939	196.7	238.9	1:55.010	46	35.781	<u>186.5</u>	<u>36.182</u>	119.2	42.671	195.7	237.4	1:54.634
22	35.757	171.7	36.429	111.7	41.643	201.1	<u>242.2</u>	1:53.829	47	37.158	179.1	36.832	110.2	42.428	194.6	237.4	1:56.418
23	<u>35.705</u>	181.2	36.383	106.1	<u>41.312</u>	201.1	241.6	<u>1:53.400</u>	48	35.713	173.4	37.170	<u>124.7</u>	Pit In	196.7	239.5	2:03.178
24	36.218	175.3	36.297	108.5	Pit In	201.1	241.6	2:01.941	49		130.8	39.892	99.7	44.472			4:36.351
25		137.9	42.653	101.5	49.728			1:38:13.839	50	36.845	169.3	37.311	109.2	42.875	196.7	237.9	1:57.031

RC6		Erik EVANS								FORD MUSTANG GT4									
lap	Sect-1	Speed	Sect-2	Speed	Sect-3	Speed	TopSpeed	laptime	pit	lap	Sect-1	Speed	Sect-2	Speed	Sect-3	Speed	TopSpeed	laptime	pit
1	41.542	140.1	42.290	90.5	Pit In	188.5	228.3	2:21.784		27	35.521	180.6	36.214	112.5	41.569	200.0	240.0	1:53.304	
2		125.9	45.352	89.7	45.868			1:31:19.216		28	35.735	184.6	36.198	112.5	41.621	198.9	238.9	1:53.554	
3	40.375	125.4	42.347	89.7	45.320	192.5	234.3	2:08.042		29	35.494	181.5	36.284	111.7	Pit In	<u>201.1</u>	240.5	1:59.777	
4	38.278	151.0	39.368	95.3	43.379	195.7	238.4	2:01.025		30		131.7	44.556	96.1	49.690			1:42:18.462	
5	38.079	155.2	39.075	94.5	Pit In	196.7	237.9	2:09.741		31	41.557	145.2	42.883	89.8	48.797	184.6	224.1	2:13.237	
6		133.5	41.006	106.8	44.589			5:26.957		32	41.342	142.7	42.060	99.5	48.486	188.5	232.3	2:11.888	
7	38.110	163.1	38.260	103.3	42.336	194.6	233.8	1:58.706		33	40.461	153.6	41.158	101.5	48.240	186.5	230.8	2:09.859	
8	39.660	170.3	38.148	109.8	42.372	196.7	236.8	2:00.180		34	40.702	145.6	42.130	91.2	Pit In	189.5	231.8	2:23.981	
9	36.681	171.7	37.045	109.6	41.844	197.8	236.3	1:55.570		35		134.0	42.162	95.7	50.786			10:35.717	
10	36.117	174.2	37.018	107.8	41.769	198.9	238.4	1:54.904		36	40.716	148.1	41.288	96.0	48.155	186.5	230.3	2:10.159	
11	36.786	172.2	36.744	101.1	44.494	195.7	236.8	1:58.024		37	40.712	135.7	41.348	95.4	48.144	188.5	232.3	2:10.204	
12	36.077	190.5	37.251	104.8	Pit In	197.8	238.4	2:02.510		38	40.392	147.5	41.233	90.8	Pit In	189.5	232.3	2:20.990	
13		168.0	37.156	103.9	42.357			8:29.260		39		158.1	38.994	109.0	44.605			1:20:31.667	
14	36.004	173.4	36.644	108.0	41.870	198.9	237.9	1:54.518		40	37.244	160.5	39.711	101.2	45.651	184.6	231.8	2:02.606	
15	35.902	173.1	36.454	110.3	41.780	200.0	239.5	1:54.136		41	36.174	180.0	36.827	112.0	42.613	195.7	237.9	1:55.614	
16	35.999	183.1	36.585	107.2	41.882	200.0	238.9	1:54.466		42	35.879	173.1	36.600	116.4	42.579	194.6	237.4	1:55.058	
17	36.059	180.3	<u>36.148</u>	111.7	41.648	198.9	237.9	1:53.855		43	35.873	185.2	36.541	112.5	42.168	197.8	237.9	1:54.582	
18	35.832	174.2	36.425	113.9	41.976	198.9	238.4	1:54.233		44	35.617	181.2	36.302	<u>120.3</u>	42.439	197.8	238.9	1:54.358	
19	35.660	175.0	36.237	108.2	41.656	200.0	238.9	1:53.553		45	35.913	<u>192.2</u>	36.597	112.5	43.024	195.7	236.8	1:55.534	
20	36.160	176.5	36.232	113.4	Pit In	197.8	237.4	2:01.720		46	36.075	169.5	36.741	116.4	Pit In	194.6	237.4	2:07.197	
21		153.2	40.472	103.9	43.425			38:14.973		47		139.9	39.349	101.7	43.796			9:25.769	
22	36.825	183.1	36.697	119.7	42.541	196.7	237.4	1:56.063		48	37.041	156.5	37.365	100.1	42.535	196.7	238.4	1:56.941	
23	35.791	177.9	36.292	112.3	41.618	198.9	240.0	1:53.701		49	36.334	153.8	36.868	109.0	42.447	198.9	238.9	1:55.649	
24	35.604	176.2	36.498	106.7	41.560	<u>201.1</u>	<u>241.1</u>	1:53.662		50	35.815	171.2	37.194	103.0	41.837	198.9	240.5	1:54.846	
25	<u>35.459</u>	182.7	36.284	118.2	<u>41.545</u>	200.0	<u>241.1</u>	<u>1:53.288</u>		51	35.638	176.2	36.533	102.9	41.702	<u>201.1</u>	240.5	1:53.873	
26	35.751	154.1	36.501	108.4	41.765	200.0	240.5	1:54.017		52	38.836	148.8	36.849	107.4	Pit In	200.0	239.5	2:07.206	

RC7		Tim DOCKER								MCLAREN ARTURA GT4									
lap	Sect-1	Speed	Sect-2	Speed	Sect-3	Speed	TopSpeed	laptime	pit	lap	Sect-1	Speed	Sect-2	Speed	Sect-3	Speed	TopSpeed	laptime	pit
1	41.031	152.8	43.674		Pit In	188.5	235.3	2:31.067		36	46.992	118.4	43.571		53.417	186.5	179.1	2:23.980	
2		114.8	46.629		52.101			19:59.688		37	37.558	172.2	38.873		43.519	193.5	236.3	1:59.950	
3	42.049	136.4	43.835		50.412	184.6	233.3	2:16.296		38	48.891	107.0	50.677		Pit In	190.5	193.2	2:42.853	
4	43.011	136.9	43.253		49.001	185.6	233.3	2:15.265		39		161.2	37.350		42.978			7:53.915	
5	41.318	137.6	42.623		48.130	187.5	234.8	2:12.071		40	36.818	161.4	37.205		42.815	193.5	240.5	1:56.838	
6	41.379	144.0	41.531		47.698	187.5	235.3	2:10.608		41	36.674	167.7	36.793		42.449	193.5	241.1	1:55.916	



Curbstone Tests

Curbstone - TEST

9 - 10 February 2023

Laps and Sector Times - Curbstone Test - 9-02-2023

Autodromo Internacional Algarve - 4652mtr.

7	41.067	147.7	41.679	47.505	188.5	236.3	2:10.251	42	36.113	173.9	36.638	42.527	<u>198.9</u>	243.8	1:55.278	
8	40.687	147.1	41.351	47.168	190.5	238.4	2:09.206	43	35.961	169.5	36.505	<u>42.038</u>	196.7	242.7	1:54.504	
9	40.969	149.0	41.622	47.681	191.5	239.5	2:10.272	44	<u>35.850</u>	173.6	<u>36.341</u>	42.287	<u>198.9</u>	244.3	<u>1:54.478</u>	
10	41.210	147.5	41.795	Pit In	190.5	237.4	2:19.347	45	37.164	178.5	36.791	42.655	197.8	242.7	1:56.610	
11		117.6	46.570	49.524			8:08.684	46	36.343	180.0	36.494	42.778	197.8	243.2	1:55.615	
12	39.975	141.9	40.772	44.957	189.5	237.4	2:05.704	47	35.906	183.7	36.512	43.987	<u>198.9</u>	243.2	1:56.405	
13	39.147	154.5	40.842	44.551	194.6	240.5	2:04.540	48	36.554	173.4	36.787	Pit In	<u>198.9</u>	243.8	2:02.683	
14	38.632	148.1	39.721	44.159	194.6	241.1	2:02.512	49		85.3	44.989	50.782		2:01:49.002		
15	37.794	165.9	39.291	44.235	194.6	242.2	2:01.320	50	42.131	151.7	42.914	50.396	183.7	216.4	2:15.441	
16	37.984	165.6	38.390	43.490	195.7	241.6	1:59.864	51	41.498	153.0	41.922	49.868	184.6	231.3	2:13.288	
17	37.620	163.9	38.160	Pit In	<u>198.9</u>	<u>244.9</u>	2:06.393	52	41.075	152.8	41.982	49.533	186.5	233.3	2:12.590	
18		129.5	40.140	44.667			9:52.727	53	40.922	160.0	41.772	49.604	187.5	233.8	2:12.298	
19	37.992	157.2	37.514	42.902	186.5	224.1	1:58.408	54	40.657	164.6	42.551	50.256	187.5	234.3	2:13.464	
20	36.815	165.6	37.021	42.937	194.6	242.2	1:56.773	55	41.320	152.3	42.523	49.897	185.6	233.8	2:13.740	
21	37.009	164.6	36.978	44.144	193.5	241.1	1:58.131	56	41.216	161.0	42.265	Pit In	186.5	234.8	2:19.935	
22	37.209	165.1	36.955	44.105	194.6	238.4	1:58.269	57		157.4	45.369	55.023		10:29.723		
23	37.158	159.1	37.300	42.910	188.5	236.3	1:57.368	58	42.823	149.8	44.532	52.269	177.3	214.3	2:19.624	
24	36.567	167.2	36.735	42.933	196.7	243.8	1:56.235	59	44.853	130.0	44.678	53.096	180.0	210.5	2:22.627	
25	36.631	173.6	36.832	Pit In	196.7	243.2	2:03.076	60	43.098	147.7	43.072	<u>99.0</u>	51.223	180.9	225.5	2:17.393
26		149.0	43.037	46.808			16:43.169	61	41.553	156.7	42.931	49.406	181.8	230.8	2:13.890	
27	38.808	161.4	39.890	44.452	189.5	235.8	2:03.150	62	41.009	154.9	42.114	49.821	184.6	232.8	2:12.944	
28	36.777	175.9	39.067	45.444	193.5	240.0	2:01.288	63	41.178	154.7	42.272	49.345	185.6	226.9	2:12.795	
29	37.512	<u>184.3</u>	39.291	50.452	188.5	234.3	2:07.255	64	47.054	118.7	44.691	Pit In	184.6	233.8	2:41.477	
30	37.701	149.6	39.362	47.103	195.7	240.5	2:04.166	65		101.9	49.172	Pit In		1:11:11.289		
31	36.703	183.7	38.457	Pit In	193.5	240.0	2:38.771	66		136.2	40.321	46.132		3:36.920		
32		119.5	46.493	49.228			7:44.797	67	41.787	148.1	38.231	45.125	190.5	187.5	2:05.143	
33	37.682	175.9	38.539	43.343	193.5	235.3	1:59.564	68	38.250	160.0	37.961	45.487	192.5	216.4	2:01.698	
34	44.972	132.4	43.183	45.731	190.5	183.7	2:13.886	69	37.415	159.5		Pit In	193.5	236.3	2:07.525	
35	36.924	181.5	38.162	43.324	188.5	237.4	1:58.410	70								

RC 7 Robert SULMA										PORSCHE 992 CUP									
lap	Sect-1	Speed	Sect-2	Speed	Sect-3	Speed	TopSpeed	laptime	pit	lap	Sect-1	Speed	Sect-2	Speed	Sect-3	Speed	TopSpeed	laptime	pit
1	45.927	119.9	49.153	88.4	55.118	194.6	202.2	2:30.198		40	34.018	163.1	34.385	112.0	Pit In	<u>220.9</u>	<u>266.0</u>	1:54.017	
2	47.019	118.4	46.250	95.3	50.091	195.7	205.3	2:23.360		41		121.8	48.466	97.6	50.840			1:46:01.610	
3	42.333	124.3	43.187	96.7	48.917	198.9	205.3	2:14.437		42	40.028	164.9	41.250	100.7	48.393	197.8	235.8	2:09.671	
4	42.108	119.7	43.537	90.0	48.775	198.9	216.0	2:14.420		43	39.425	145.6	40.234	102.3	47.655	201.1	248.8	2:07.314	
5	41.573	135.3	42.010	100.6	48.274	193.5	210.9	2:11.857		44	39.285	153.4	40.783	102.2	48.344	202.2	241.1	2:08.412	
6	40.951	138.3	41.929	95.2	48.271	198.9	223.1	2:11.151		45	40.644	142.1	40.662	102.6	47.530	201.1	219.1	2:08.836	
7	40.373	146.3	43.083	85.1	Pit In	202.2	243.8	2:26.696		46	39.860	146.3	39.919	104.8	47.626	203.4	251.7	2:07.405	
8		123.0	42.684	95.7	48.032			6:15.703		47	39.002	151.0	39.525	101.1	47.392	201.1	251.7	2:05.919	
9	43.449	130.9	41.333	94.5	47.350	196.7	212.6	2:12.132		48	38.807	163.6	39.886	102.1	47.309	202.2	250.6	2:06.002	
10	40.033	135.8	41.064	94.6	47.395	201.1	229.8	2:08.492		49	39.343	152.1	39.858	99.1	47.725	202.2	253.5	2:06.926	
11	40.111	147.3	44.692	93.7	48.167	201.1	243.8	2:12.970		50	39.612	153.8	40.138	104.2	47.213	204.5	254.1	2:06.963	
12	41.096	132.8	40.775	92.6	47.915	197.8	237.4	2:09.786		51	39.095	151.3	1:01.840	105.2	48.230	205.7	254.1	2:29.165	
13	40.214	140.1	40.253	99.1	46.966	197.8	229.8	2:07.433		52	39.033	151.0	39.489	105.7	47.115	202.2	252.9	2:05.637	
14	39.467	143.8	40.083	88.2	1:00.778	202.2	240.0	2:20.328		53	38.900	147.3	39.275	109.1	47.192	202.2	252.9	2:05.367	
15	43.528	127.4	42.217	92.0	47.796	200.0	222.7	2:13.541		54	39.124	138.6	39.976	104.5	Pit In	203.4	254.1	2:16.778	
16	39.749	139.0	40.350	97.5	47.055	202.2	231.3	2:07.154		55		153.2	38.678	105.4	45.294			8:41.074	
17	40.632	142.3	47.775	86.8	Pit In	202.2	205.3	2:33.132		56	37.823	159.1	38.898	100.2	46.625	203.4	256.5	2:03.346	
18		157.9	41.353	91.6	Pit In			23:21.697		57	38.198	162.7	38.758	104.3	46.832	209.3	258.4	2:03.788	



Curbstone Tests

Curbstone - TEST

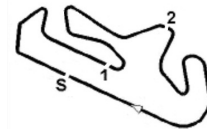
9 - 10 February 2023

Laps and Sector Times - Curbstone Test - 9-02-2023

Autodromo Internacional Algarve - 4652mtr.

19	136.7	39.828	115.9	45.578		27:25.313	58	38.786	167.2	39.156	99.0	Pit In	205.7	257.1	2:11.556		
20	37.975	149.2	38.019	114.4	43.800	206.9	241.1	1:59.794	59	152.3	37.175	106.7	41.878		1:05:23.363		
21	37.620	159.5	38.490	113.3	44.000	204.5	239.5	2:00.110	60	34.506	170.1	34.576	118.8	40.859	210.5	255.3	1:49.941
22	37.772	157.9	37.689	108.7	44.293	205.7	252.3	1:59.754	61	34.829	165.9	34.527	113.6	Pit In	213.0	229.3	1:57.502
23	43.013	133.2	41.407	94.0	Pit In	206.9	204.5	2:22.168	62	139.5	39.209	103.0	43.711				7:17.696
24	117.1	45.124	91.4	47.393				46:54.758	63	35.602	182.7	35.798	109.6	42.059	205.7	255.9	1:53.459
25	40.540	156.7	36.737	108.5	41.845	181.8	192.2	1:59.122	64	45.553	160.7	39.130	110.3	Pit In	210.5	154.7	2:27.382
26	35.627	169.0	35.468	124.4	42.414	211.8	259.0	1:53.509	65	162.7	37.132	113.3	42.942				5:42.511
27	35.052	182.4	35.462	112.1	40.970	213.0	260.2	1:51.484	66	34.957	181.2	35.495	121.2	41.911	208.1	257.8	1:52.363
28	41.593	123.6	38.827	110.4	41.972	215.6	255.3	2:02.392	67	35.560	166.7	35.151	117.1	42.108	203.4	255.9	1:52.819
29	35.005	196.7	35.308	117.0	41.249	211.8	259.0	1:51.562	68	34.725	183.7	36.314	119.7	41.505	206.9	258.4	1:52.544
30	35.767	155.8	37.013	114.3	41.650	213.0	258.4	1:54.430	69	34.867	180.3	35.189	115.4	41.948	210.5	260.2	1:52.004
31	35.181	186.5	34.999	116.6	41.206	211.8	258.4	1:51.386	70	34.764	180.6	35.363	112.5	42.521	209.3	259.6	1:52.648
32	35.501	185.2	34.978	113.9	41.319	214.3	260.9	1:51.798	71	34.647	171.2	35.215	117.1	42.641	206.9	257.8	1:52.503
33	41.952	161.2	37.711	101.4	Pit In	215.6	223.6	2:13.445	72	34.525	194.9	35.049	118.2	41.731	208.1	259.6	1:51.305
34	160.2	37.208	108.4	43.098				4:12.274	73	34.465	182.4	34.919	118.7	41.166	213.0	261.5	1:50.550
35	35.304	172.5	35.172	113.2	40.589	211.8	262.1	1:51.065	74	37.177	168.8	34.858	121.9	42.052	215.6	242.2	1:54.087
36	36.536	170.9	36.215	101.8	Pit In	215.6	264.1	2:09.797	75	34.328	190.5	34.782	113.8	41.544	211.8	260.9	1:50.654
37	170.9	34.652	112.7	39.873				10:27.661	76	34.820	185.9	34.995	112.9	41.646	211.8	260.9	1:51.461
38	33.403	186.5	34.140	112.7	39.451	220.9	265.4	1:46.994	77	34.949	174.5	35.078	112.1	Pit In	214.3	262.1	2:01.394
39	33.100	197.8	33.553	114.9	39.282	220.9	266.0	1:45.935	78								

RC8	Ingvar BJERGE									PORSCHE 991 CUP									
lap	Sect-1	Speed	Sect-2	Speed	Sect-3	Speed	TopSpeed	laptime	pit	lap	Sect-1	Speed	Sect-2	Speed	Sect-3	Speed	Topspeed	laptime	pit
1	46.316	126.6	44.634	102.8	50.821	146.9	156.3	2:21.771		34	38.561	161.4	43.558	110.3	48.479	198.9	242.7	2:10.598	
2	41.915	139.0	41.638	102.3	46.112	179.1	197.4	2:09.665		35	39.247	149.4	40.122	105.1	47.472	198.9	241.1	2:06.841	
3	42.187	143.0	42.554	97.3	44.954	168.2	194.9	2:09.695		36	39.174	159.3	40.512	96.2	47.848	200.0	244.9	2:07.534	
4	41.393	148.1	38.990	96.7	45.298	202.2	206.5	2:05.681		37	39.534	145.7	41.024	91.8	48.272	197.8	227.8	2:08.830	
5	39.481	149.6	40.304	88.7	46.184	200.0	233.3	2:05.969		38	39.068	153.4	40.083	90.2	48.161	198.9	244.3	2:07.312	
6	38.639	151.9	39.467	106.4	47.746	202.2	231.8	2:05.852		39	38.673	153.2	42.762	95.8	Pit In	200.0	243.2	2:20.278	
7	40.392	155.4	40.525	91.0	46.943	187.5	217.7	2:07.860		40		111.5	49.677	87.2	56.008			11:54.518	
8	38.704	157.4	39.227	103.9	46.056	201.1	241.1	2:03.987		41	43.701	147.7	41.538	99.2	48.662	145.2	185.6	2:13.901	
9	39.578	164.9	39.638	103.9	Pit In	195.7	241.6	2:16.021		42	38.979	148.8	42.840	90.8	48.061	198.9	237.4	2:09.880	
10		150.6	39.181	105.5	44.728			4:26.994		43	36.986	173.4	40.842	104.8	49.596	203.4	248.8	2:07.424	
11	37.843	166.4	38.870	97.1	45.105	201.1	247.7	2:01.818		44	37.414	160.7	38.113	100.6	45.212	202.2	241.1	2:00.739	
12	37.054	176.8	38.631	103.3	44.059	201.1	248.8	1:59.744		45	37.821	152.5	38.569	103.3	44.659	204.5	250.6	2:01.049	
13	37.006	166.4	38.928	106.4	44.209	203.4	250.6	2:00.143		46	36.920	161.9	37.350	109.4	45.136	203.4	252.9	1:59.406	
14	36.643	177.3	37.672	109.4	45.494	205.7	252.9	1:59.809		47	37.046	163.4	37.871	118.8	45.170	203.4	250.6	2:00.087	
15	37.767	169.3	38.330	104.4	43.683	203.4	251.7	1:59.780		48	37.365	146.3	37.435	107.7	44.899	204.5	253.5	1:59.699	
16	36.583	169.5	38.137	107.5	43.030	208.1	255.3	1:57.750		49	36.593	170.9	38.279	109.4	44.556	203.4	251.7	1:59.428	
17	37.357	164.1	37.954	107.7	43.387	204.5	234.3	1:58.698		50	36.522	160.2	37.404	117.3	44.738	206.9	253.5	1:58.664	
18	36.993	162.4	37.690	110.3	45.927	206.9	255.3	2:00.610		51	36.659	171.2	37.541	105.9	44.391	203.4	252.3	1:58.591	
19	36.824	162.4	40.321	100.8	43.755	205.7	253.5	2:00.900		52	36.562	168.0	39.098	104.0	Pit In	205.7	254.1	2:17.335	
20	36.824	166.9	37.931	100.6	43.794	205.7	252.9	1:58.549		53		150.8	39.114	107.0	45.905			11:08.329	
21	38.259	166.9	37.561	94.8	Pit In	205.7	255.3	2:05.910		54	38.859	165.6	37.709	116.0	45.777	201.1	250.6	2:02.345	
22		165.9	38.626	96.9	44.900			7:10.749		55	36.458	165.9	36.813	107.5	43.775	205.7	250.0	1:57.046	
23	39.150	165.6	38.522	95.5	45.593	200.0	250.6	2:03.265		56	36.258	173.1	37.327	119.2	43.854	203.4	250.6	1:57.439	
24	36.376	172.0	37.308	96.9	43.481	202.2	251.2	1:57.165		57	36.179	169.5	36.390	105.0	43.608	208.1	255.9	1:56.177	
25	36.094	168.2	37.066	101.0	43.442	206.9	255.9	1:56.602		58	36.058	170.3	36.585	117.3	44.054	206.9	255.9	1:56.697	
26	36.129	166.2	37.535	113.4	43.207	206.9	255.3	1:56.871		59	36.043	177.6	37.748	118.4	43.912	206.9	254.7	1:57.703	



Curbstone Tests

Curbstone - TEST

9 - 10 February 2023

Laps and Sector Times - Curbstone Test - 9-02-2023

Autodromo Internacional Algarve - 4652mtr.

27	36.741	167.4	37.813	102.0	44.062	205.7	254.1	1:58.616	60	36.453	170.1	36.649	117.1	43.888	<u>208.1</u>	254.7	1:56.990
28	36.799	171.2	37.276	110.8	43.629	206.9	252.9	1:57.704	61	36.368	170.6	<u>36.346</u>	<u>119.2</u>	43.715	206.9	255.3	1:56.429
29	36.485	<u>177.6</u>	38.540	99.7	46.243	206.9	255.3	2:01.268	62	<u>35.890</u>	169.0	36.963	118.9	43.277	<u>208.1</u>	255.9	1:56.130
30	49.785	131.1	43.754	94.6	Pit In	113.9	147.7	<u>2:29.521</u>	63	36.050	166.2	36.787	115.0	43.707	<u>208.1</u>	256.5	1:56.544
31		121.8	46.414	91.4	51.507			<u>2:44:32.409</u>	64	36.059	165.6	36.366	112.4	43.223	<u>208.1</u>	256.5	<u>1:55.648</u>
32	41.412	141.7	41.284	89.9	48.147	188.5	213.4	2:10.843	65	36.298	170.1	36.612	114.6	43.191	<u>208.1</u>	<u>257.1</u>	1:56.101
33	39.179	153.2	40.676	99.9	47.405	198.9	238.9	2:07.260	66	42.711	136.5	44.931	99.6	Pit In	<u>208.1</u>	255.3	<u>2:30.302</u>

RC9 5	Jonas GREIF									PORSCHE 992 CUP									
lap	Sect-1	Speed	Sect-2	Speed	Sect-3	Speed	TopSpeed	laptime	pit	lap	Sect-1	Speed	Sect-2	Speed	Sect-3	Speed	Topspeed	laptime	pit
1	41.064	133.2	40.958	89.1	46.407	195.7	213.4	2:08.429		27	39.579	147.1	40.441	93.8	48.056	204.5	224.1	2:08.076	
2	39.486	144.8	39.658	96.1	46.147	208.1	228.3	2:05.291		28	38.730	147.5	39.355	99.8	46.380	204.5	251.2	2:04.465	
3	39.097	148.6	39.367	100.8	45.815	208.1	243.2	2:04.279		29	38.411	158.8	39.120	99.5	46.083	205.7	251.7	2:03.614	
4	42.914	122.7	41.497	93.4	Pit In	208.1	186.5	<u>2:19.903</u>		30	38.595	156.1	39.294	104.3	46.066	209.3	252.9	2:03.955	
5		137.2	40.118	98.1	45.602			15:35.752		31	40.761	152.3	39.440	99.0	Pit In	209.3	255.3	<u>2:13.631</u>	
6	38.700	154.1	39.075	99.0	45.377	208.1	240.0	2:03.152		32		146.9	39.289	104.4	46.026			4:17.195	
7	38.654	141.5	39.033	100.3	44.727	209.3	242.7	2:02.414		33	38.645	154.1	40.104	100.5	48.218	206.9	245.5	2:06.967	
8	39.368	145.9	38.680	98.9	45.154	210.5	222.7	2:03.202		34	40.582	144.4	42.228	94.1	Pit In	206.9	229.3	<u>2:17.795</u>	
9	38.338	151.9	38.379	100.6	44.571	208.1	247.7	2:01.288		35		118.6	41.812	98.8	48.930			12:08.501	
10	38.122	152.8	38.742	97.1	Pit In	208.1	252.9	<u>2:07.970</u>		36	40.148	139.9	39.567	102.6	47.373	198.9	216.9	2:07.088	
11		114.2	44.948	92.4	44.339			1:15:24.180		37	39.589	139.0	39.174	100.3	46.840	204.5	229.8	2:05.603	
12	36.509	159.1	37.323	101.6	42.743	198.9	227.8	1:56.575		38	38.930	147.3	39.617	103.9	46.369	206.9	235.8	2:04.916	
13	34.730	165.4	35.649	111.6	40.820	215.6	261.5	1:51.199		39	39.893	148.1	38.427	105.0	46.113	210.5	224.5	2:04.433	
14	35.013	166.9	34.878	110.5	40.312	218.2	262.8	1:50.203		40	38.133	151.3	38.488	102.4	45.989	211.8	243.8	2:02.610	
15	34.425	170.1	34.806	107.9	40.406	218.2	262.8	1:49.637		41	37.772	150.8	38.726	103.2	45.584	211.8	249.4	2:02.082	
16	34.414	160.5	35.179	110.3	40.479	216.9	263.4	1:50.072		42	38.030	149.0	37.842	108.2	46.017	209.3	249.4	2:01.889	
17	34.039	173.1	34.600	111.5	40.025	216.9	263.4	1:48.664		43	37.598	148.4	37.716	102.5	Pit In	208.1	246.0	<u>2:07.720</u>	
18	34.385	175.3	54.837	106.3	Pit In	218.2	264.1	<u>2:16.973</u>		44		132.4	39.167	101.6	44.931			1:01:48.731	
19		162.4	34.774	117.1	40.367			4:12.210		45	36.857	147.5	35.317	120.8	41.610	198.9	217.7	1:53.784	
20	34.202	169.5	34.539	115.4	40.067	218.2	264.1	1:48.808		46	34.717	174.5	35.502	110.3	41.350	211.8	259.0	1:51.569	
21	34.034	162.9	34.453	113.4	39.843	<u>220.9</u>	265.4	1:48.330		47	34.252	167.4	34.377	<u>121.6</u>	40.462	214.3	261.5	1:49.091	
22	33.940	175.6	34.429	113.2	39.784	<u>220.9</u>	266.0	<u>1:48.153</u>		48	34.203	167.4	<u>34.088</u>	119.1	40.763	215.6	261.5	1:49.054	
23	34.077	<u>177.0</u>	34.517	112.5	<u>39.562</u>	219.5	266.0	1:48.156		49	<u>33.918</u>	164.1	34.495	115.9	40.880	216.9	263.4	1:49.293	
24	34.504	173.4	34.762	110.9	41.287	<u>220.9</u>	<u>266.7</u>	1:50.553		50	34.328	173.6	35.007	115.9	41.258	216.9	263.4	1:50.593	
25	34.920	166.9	34.886	109.9	Pit In	219.5	265.4	<u>1:59.356</u>		51	35.080	172.8	34.246	117.0	40.365	215.6	250.6	1:49.691	
26		125.3	41.939	94.7	47.067			<u>2:18:24.978</u>		52	33.920	<u>177.0</u>	34.875	114.4	Pit In	216.9	261.5	<u>1:56.699</u>	

RC9 0	Henrik PEDERSEN									ASTON MARTIN GT4									
lap	Sect-1	Speed	Sect-2	Speed	Sect-3	Speed	TopSpeed	laptime	pit	lap	Sect-1	Speed	Sect-2	Speed	Sect-3	Speed	Topspeed	laptime	pit
1	46.592	102.9	46.062	83.1	53.540	171.4	206.5	2:26.194		42	39.572	164.1	39.562	101.9	Pit In	185.6	232.8	<u>2:17.867</u>	
2	43.277	139.7	44.560	90.3	52.482	177.3	208.5	2:20.319		43		133.7	51.904	81.6	54.933			14:38.779	
3	44.627	137.9	43.853	88.0	Pit In	177.3	212.6	<u>2:28.438</u>		44	42.598	165.1	41.595	87.7	47.035	173.9	196.0	2:11.228	
4		127.8	51.291	74.8	58.726			12:57.639		45	38.040	174.2	38.605	88.2	43.665	189.5	234.8	2:00.310	
5	47.175	143.8	49.117	85.0	54.598	161.4	209.3	2:30.890		46	37.872	175.6	37.523	100.8	43.164	197.8	239.5	1:58.559	
6	45.885	141.5	48.107	80.9	54.778	178.2	223.6	2:28.770		47	36.809	175.6	36.961	103.7	43.014	198.9	241.6	1:56.784	
7	44.700	162.7	48.703	82.4	Pit In	180.9	228.8	<u>2:45.129</u>		48	<u>36.618</u>	177.0	38.145	98.5	Pit In	<u>200.0</u>	<u>242.2</u>	<u>2:07.442</u>	
8		117.3	53.849	69.9	59.073			11:35.071		49		109.4	50.656	72.4	57.113			1:30:56.513	
9	48.347	112.0	50.448	70.8	55.223	176.5	184.6	2:34.018		50	45.249	119.7	46.663	79.9	54.457	179.1	207.7	2:26.369	
10	45.860	114.3	48.309	52.9	56.837	177.3	205.7	2:31.006		51	43.774	143.8	43.814	86.4	52.636	179.1	196.7	2:20.224	
11	44.513	115.8	48.960	76.8	53.421	179.1	216.0	2:26.894		52	43.074	144.8	45.454	85.8	52.557	181.8	224.1	2:21.085	



Curbstone Tests

Curbstone - TEST

9 - 10 February 2023

Laps and Sector Times - Curbstone Test - 9-02-2023

Autodromo Internacional Algarve - 4652mtr.

12	44.493	121.8	46.783	61.0	52.788	180.0	215.1	2:24.064	53	42.961	136.9	44.580	87.3	52.765	183.7	226.4	2:20.306
13	43.516	126.5	45.044	82.0	56.848	183.7	218.6	2:25.408	54	42.336	165.1	44.477	87.8	52.445	181.8	225.5	2:19.258
14	42.654	138.6	50.999	67.1	Pit In	173.1	223.6	2:42.770	55	42.868	144.2	48.593	82.6	Pit In	182.7	224.1	2:32.657
15		128.1	47.148	85.5	50.819			51:16.427	56		143.8	49.033	78.0	54.409			39:41.728
16	42.323	154.3	40.726	99.4	45.340	184.6	194.2	2:08.389	57	43.508	137.6	44.452	84.2	51.964	180.9	220.0	2:19.924
17	37.991	167.4	38.078	111.0	42.537	194.6	237.9	1:58.606	58	42.745	151.5	42.725	88.7	50.447	182.7	229.3	2:15.917
18	37.028	184.3	37.312	109.8	42.167	<u>200.0</u>	240.5	1:56.507	59	41.652	158.8	42.419	86.0	51.014	187.5	230.8	2:15.085
19	36.763	184.0	<u>36.584</u>	122.4	<u>41.938</u>	197.8	239.5	<u>1:55.285</u>	60	42.741	142.9	44.035	87.6	Pit In	186.5	204.5	2:25.974
20	36.779	<u>194.9</u>	36.639	<u>125.4</u>	Pit In	<u>200.0</u>	240.0	2:03.364	61		153.0	42.104	94.8	51.210			4:06.600
21		123.7	46.299	82.0	52.601			7:11.844	62	40.898	151.9	42.241	91.8	50.452	185.6	231.3	2:13.591
22	40.983	129.0	43.823	89.7	48.655	184.6	207.3	2:13.461	63	40.145	159.5	41.777	91.7	49.423	188.5	231.8	2:11.345
23	40.439	150.0	41.372	85.0	47.198	188.5	215.6	2:09.009	64	40.246	163.6	41.590	99.4	49.952	189.5	233.8	2:11.788
24	40.892	161.7	40.158	90.7	Pit In	190.5	229.3	2:15.658	65	45.186	133.7	46.997	86.9	Pit In	188.5	201.9	2:34.686
25		159.5	41.069	85.0	45.461			8:58.324	66		119.1	49.251	76.7	1:04.524			20:43.261
26	37.988	165.6	39.957	86.7	44.746	193.5	235.8	2:02.691	67	47.392	151.3	44.718	80.5	59.629	151.9	176.8	2:31.739
27	38.415	167.4	38.982	89.3	44.491	192.5	234.8	2:01.888	68	43.623	161.9	42.585	83.7	52.536	173.1	219.5	2:18.744
28	37.338	163.6	39.241	91.2	44.303	194.6	237.9	2:00.882	69	41.258	158.6	43.368	83.9	53.396	181.8	230.8	2:18.022
29	37.339	174.2	38.833	93.1	44.376	195.7	237.4	2:00.548	70	40.405	167.2	41.505	90.6	50.843	183.7	229.3	2:12.753
30	40.315	162.2	41.411	90.6	Pit In	193.5	235.3	2:24.316	71	39.291	173.4	40.914	86.4	Pit In	185.6	229.8	2:19.982
31		136.5	40.992	91.8	45.416			4:09.350	72		134.8	42.705	88.5	51.120			13:21.886
32	37.260	179.1	39.428	91.2	44.897	193.5	234.3	2:01.585	73	40.146	153.8	42.766	100.1	50.117	177.3	225.9	2:13.029
33	37.149	178.8	39.449	96.0	44.108	194.6	236.8	2:00.706	74	49.743	116.0	45.116	89.4	Pit In	175.6	151.9	2:38.863
34	37.547	179.1	38.208	98.7	45.340	186.5	232.3	2:01.095	75		122.9	42.170	97.5	49.012			7:22.051
35	39.405	176.5	39.303	90.5	Pit In	194.6	237.9	2:10.724	76	38.972	155.4	39.415	108.5	46.606	181.8	229.3	2:04.993
36		133.2	42.933	85.4	46.498			10:05.639	77	38.037	168.5	38.445	107.5	45.232	188.5	232.8	2:01.714
37	38.660	151.5	40.405	98.9	46.060	193.5	235.3	2:05.125	78	37.200	170.9	38.533	109.1	45.379	190.5	234.8	2:01.112
38	38.425	155.2	39.840	103.3	45.616	193.5	236.3	2:03.881	79	36.880	166.7	38.781	100.5	46.687	195.7	237.9	2:02.348
39	37.760	147.9	41.463	100.3	44.795	195.7	237.4	2:04.018	80	37.071	177.6	37.716	91.6	45.236	193.5	236.8	2:00.023
40	37.627	164.4	38.589	96.9	44.898	196.7	240.0	2:01.114	81	37.630	165.9	38.974	102.5	Pit In	196.7	240.0	2:39.171
41	37.903	163.6	38.393	102.0	51.820	194.6	237.4	2:08.116	82								