

Algarve Welcome Spring

Autódromo Internacional do Algarve

HISTORIC ENDURANCE

4 - 7 May 2023

Laps and Sector Times - Race 2 - 50min.

Autodromo Internacional Algarve - 4652mtr.

5 Paulo Lima									Ford GT40										
lap	Sect-1	Speed	Sect-2	Speed	Sect-3	Speed	TopSpeed	laptime	pit	lap	Sect-1	Speed	Sect-2	Speed	Sect-3	Speed	Topspeed	laptime	pit
1	45.971	133.8	43.032	99.7	48.941	95.2	198.2	2:17.944		5	40.259	141.2	<u>41.754</u>	97.1	49.089	198.9	231.8	2:11.102	
2	<u>39.777</u>	147.3	42.232	98.7	<u>48.452</u>	200.0	228.8	<u>2:10.461</u>		6	40.665	138.1	42.423	90.8	Pit In	196.7	238.9	<u>2:21.475</u>	
3	40.145	141.0	42.603	95.6	49.880	200.0	<u>246.6</u>	2:12.628		7	Pit Out	89.3	1:08.194	69.8	Pit In			<u>6:10.295</u>	
4	40.175	<u>148.6</u>	41.821	99.2	48.906	<u>202.2</u>	236.3	2:10.902		8									

14 Mira Gomes-Afoito									Lotus Seven										
lap	Sect-1	Speed	Sect-2	Speed	Sect-3	Speed	TopSpeed	laptime	pit	lap	Sect-1	Speed	Sect-2	Speed	Sect-3	Speed	Topspeed	laptime	pit
1	46.447	<u>148.4</u>	43.898	101.9	51.406	91.8	170.9	2:21.751		8	45.615	145.6	45.426	86.6	53.135	140.6	161.4	2:24.176	
2	45.294	131.2	44.299	104.7	51.206	<u>162.9</u>	<u>189.1</u>	2:20.799		9	48.180	107.5	49.977	96.1	Pit In	144.6	168.8	2:51.186	
3	<u>44.491</u>	139.2	44.047	<u>109.3</u>	51.025	150.0	179.1	<u>2:19.563</u>		10	Pit Out	124.0	59.621	65.3	1:18.822			<u>4:35.441</u>	
4	45.268	143.0	44.298	101.7	50.962	142.9	163.4	2:20.528		11	1:28.683	61.8	57.320	80.7	53.359	75.0	74.6	3:19.362	
5	45.185	142.3	43.808	105.8	50.983	141.2	162.4	2:19.976		12	47.139	139.2	46.668	89.9	53.467	141.7	162.2	2:27.274	
6	45.572	134.5	43.948	104.5	50.902	138.5	162.4	2:20.422		13	47.800	141.0	47.500	88.6	53.900	139.5	158.1	2:29.200	
7	45.888	136.9	<u>43.796</u>	107.6	<u>50.874</u>	141.2	161.4	2:20.558		14									

16 Francisco Albuquerque									Lotus Elan 26R										
lap	Sect-1	Speed	Sect-2	Speed	Sect-3	Speed	TopSpeed	laptime	pit	lap	Sect-1	Speed	Sect-2	Speed	Sect-3	Speed	Topspeed	laptime	pit
1	47.317	128.7	44.922	<u>95.5</u>	50.292	105.9	172.5	2:22.531		12	1:02.182	46.0	1:10.381	54.7	1:31.622	167.4	189.8	3:44.185	
2	43.227	128.0	44.088	89.6	50.603	<u>171.4</u>	206.5	2:17.918		13	1:05.428	71.0	58.298	74.1	1:00.852	80.2	87.9	3:04.578	
3	43.048	137.1	43.748	85.3	50.497	<u>171.4</u>	204.2	2:17.293		14	43.724	132.8	44.063	91.2	<u>50.037</u>	161.4	195.3	2:17.824	
4	<u>42.862</u>	136.9	44.179	86.1	50.852	170.6	204.9	2:17.893		15	43.319	127.1	43.647	92.9	50.545	169.8	205.7	2:17.511	
5	42.992	137.9	44.311	86.0	50.838	169.8	204.9	2:18.141		16	43.199	124.1	44.993	87.0	50.773	169.0	204.2	2:18.965	
6	43.127	137.9	44.143	88.5	50.821	168.2	204.5	2:18.091		17	43.038	135.0	43.985	89.0	Pit In	169.8	<u>207.3</u>	2:24.089	
7	43.787	132.4	44.217	90.4	50.993	169.0	187.5	2:18.997		18	Pit Out	135.8	43.689	92.4	50.583			2:43.082	
8	43.438	129.8	43.757	90.5	50.810	169.0	203.0	2:18.005		19	43.203	131.7	43.811	91.2	50.225	170.6	204.9	<u>2:17.239</u>	
9	43.100	<u>143.4</u>	45.229	83.6	Pit In	168.2	203.8	<u>2:27.901</u>		20	42.944	129.7	<u>43.529</u>	94.0	51.911	170.6	204.9	2:18.384	
10	Pit Out	127.5	45.588	86.5	51.883			<u>3:54.707</u>		21	43.049	126.8	44.006	90.6	50.725	165.9	206.9	2:17.780	
11	44.228	130.3	44.916	84.7	51.448	163.6	186.5	2:20.592		22									

20 Cerveira Pinto-Dias Pedro									Alfa Romeo GTAm										
lap	Sect-1	Speed	Sect-2	Speed	Sect-3	Speed	TopSpeed	laptime	pit	lap	Sect-1	Speed	Sect-2	Speed	Sect-3	Speed	Topspeed	laptime	pit
1	50.033	135.7	45.147	<u>94.7</u>	<u>50.206</u>	101.4	171.4	2:25.386		11	45.650	130.8	52.320	70.5	Pit In	158.6	177.9	3:01.514	
2	<u>44.166</u>	136.7	44.398	93.8	51.220	<u>162.9</u>	<u>188.2</u>	2:19.784		12	Pit Out	119.1	49.839	80.0	1:27.956			<u>4:29.453</u>	
3	44.750	134.2	44.492	88.2	50.453	<u>162.9</u>	186.9	<u>2:19.695</u>		13	1:06.791	91.0	56.244	63.6	1:00.345	67.0	95.7	3:03.380	
4	44.680	134.3	44.632	85.4	50.437	<u>162.9</u>	182.4	2:19.749		14	47.070	126.9	47.327	81.1	54.101	153.8	181.5	2:28.498	
5	45.136	134.7	44.758	85.0	50.815	160.0	175.6	2:20.709		15	46.865	130.9	47.265	77.1	54.597	155.8	182.1	2:28.727	
6	44.904	131.2	<u>44.041</u>	92.8	50.993	159.3	180.6	2:19.938		16	47.227	126.2	46.844	82.6	53.559	152.5	173.1	2:27.630	
7	45.398	139.9	44.648	89.1	50.635	161.4	168.5	2:20.681		17	46.920	125.9	46.431	78.8	54.666	154.5	177.3	2:28.017	
8	45.403	127.4	45.477	89.5	50.966	159.3	179.4	2:21.846		18	46.621	130.1	46.630	80.7	51.784	156.5	178.5	2:25.035	
9	45.091	131.1	45.577	89.5	51.540	157.9	174.8	2:22.208		19	45.690	<u>140.4</u>	45.787	84.1	51.945	160.0	186.5	2:23.422	
10	45.641	133.5	45.084	88.9	51.404	160.0	168.2	2:22.129		20	46.301	134.8	46.183	81.3	54.025	157.2	187.2	2:26.509	

28 P-A Forsvall									Lotus Elan										
lap	Sect-1	Speed	Sect-2	Speed	Sect-3	Speed	TopSpeed	laptime	pit	lap	Sect-1	Speed	Sect-2	Speed	Sect-3	Speed	Topspeed	laptime	pit
1	50.010	115.3	47.575	86.9	52.131	107.5	173.1	2:29.716		12	45.933	124.1	46.469	77.3	52.144	150.6	179.4	2:24.546	
2	44.500	130.6	46.584	87.2	51.564	166.7	199.6	2:22.648		13	46.395	128.6	46.566	80.1	51.836	158.6	172.5	2:24.797	



Algarve Welcome Spring

Autódromo Internacional do Algarve

HISTORIC ENDURANCE

4 - 7 May 2023

Laps and Sector Times - Race 2 - 50min.

Autodromo Internacional Algarve - 4652mtr.

3	44.996	122.0	45.390	92.6	51.565	165.9	195.7	2:21.951	14	43.935	131.7	45.157	84.8	52.022	165.9	201.1	2:21.114
4	43.907	128.9	45.534	91.8	52.234	165.9	199.6	2:21.675	15	43.438	143.6	44.964	84.9	51.078	160.7	200.0	2:19.480
5	43.926	128.6	44.927	94.2	51.304	165.1	201.5	2:20.157	16	43.265	135.5	44.458	90.4	50.701	166.7	202.2	2:18.424
6	43.412	<u>149.4</u>	44.378	95.7	51.113	165.9	201.5	2:18.903	17	43.249	144.2	<u>43.641</u>	92.9	51.241	167.4	201.9	2:18.131
7	43.582	141.9	45.170	84.2	51.342	167.4	200.7	2:20.094	18	43.396	147.5	44.721	83.7	51.030	163.6	201.5	2:19.147
8	44.322	135.0	44.725	94.2	52.601	166.7	197.1	2:21.648	19	44.003	130.8	44.805	80.6	50.817	<u>168.2</u>	200.0	2:19.625
9	44.920	120.7	49.402	85.9	Pit In	167.4	201.5	<u>2:45.043</u>	20	42.849	147.3	43.768	<u>96.6</u>	50.610	167.4	203.4	<u>2:17.227</u>
10	Pit Out	109.8	1:05.749	71.2	1:18.765			<u>4:39.783</u>	21	<u>42.835</u>	134.0	44.469	85.3	<u>50.571</u>	167.4	<u>204.2</u>	2:17.875
11	1:28.591	63.5	57.206	79.1	52.890	75.2	79.3	3:18.687	22								

31 Tomás Baptista										Volvo 142 S									
lap	Sect-1	Speed	Sect-2	Speed	Sect-3	Speed	TopSpeed	laptime	pit	lap	Sect-1	Speed	Sect-2	Speed	Sect-3	Speed	Topspeed	laptime	pit
1	56.887	113.0	50.469	85.4	58.363	88.2	125.0	2:45.719		7	50.662	<u>127.8</u>	50.490	88.8	57.002	140.1	170.9	2:38.154	
2	51.370	117.6	51.273	<u>91.6</u>	<u>56.845</u>	135.8	156.7	2:39.488		8	<u>50.087</u>	117.5	51.957	91.3	Pit In	139.5	<u>171.4</u>	2:51.613	
3	50.307	122.7	50.158	90.5	57.678	<u>142.3</u>	169.8	<u>2:38.143</u>		9	Pit Out	125.7	49.738	90.6	1:01.730			5:01.745	
4	50.646	111.5	50.479	87.6	57.161	135.3	166.2	2:38.286		10	1:18.205	60.4	1:12.870	70.3	1:31.553	124.1	129.3	4:02.628	
5	52.003	116.9	50.303	88.1	58.078	135.3	162.2	2:40.384		11	1:03.267	103.9	1:01.274	80.7	Pit In	81.4	100.5	3:18.383	
6	52.424	120.0	<u>49.463</u>	86.6	57.306	137.4	168.8	2:39.193		12									

47 Roberto Diaz-Rincon										Alfa Romeo 1750 GTAm									
lap	Sect-1	Speed	Sect-2	Speed	Sect-3	Speed	TopSpeed	laptime	pit	lap	Sect-1	Speed	Sect-2	Speed	Sect-3	Speed	Topspeed	laptime	pit
1	50.105	128.3	45.709	96.0	51.544	105.9	163.1	2:27.358		5	45.394	136.2	44.578	<u>101.8</u>	51.340	153.2	180.9	2:21.312	
2	45.278	130.6	45.877	91.3	51.357	160.7	180.6	2:22.512		6	45.129	<u>144.2</u>	44.168	97.9	51.412	155.8	186.2	<u>2:20.709</u>	
3	46.366	131.2	44.800	94.6	<u>50.878</u>	153.2	178.8	2:22.044		7	<u>44.399</u>	133.8	44.994	99.3	51.377	158.6	<u>189.1</u>	2:20.770	
4	44.824	132.8	45.413	92.9	51.185	154.5	184.3	2:21.422		8									

51 Santos-Petiz										Alfa Romeo GTAm									
lap	Sect-1	Speed	Sect-2	Speed	Sect-3	Speed	TopSpeed	laptime	pit	lap	Sect-1	Speed	Sect-2	Speed	Sect-3	Speed	Topspeed	laptime	pit
1	48.885	136.7	44.563	97.4	50.005	100.8	167.2	2:23.453		12	57.438	46.1	1:10.552	50.5	1:31.799	156.5	183.4	3:39.789	
2	43.666	129.3	44.339	93.8	50.133	161.4	193.2	2:18.138		13	1:04.816	77.7	58.574	76.9	1:02.145	73.5	86.9	3:05.535	
3	<u>43.644</u>	135.2	44.536	95.8	49.765	<u>162.2</u>	190.1	<u>2:17.945</u>		14	45.958	<u>139.5</u>	44.495	91.1	51.176	134.3	184.0	2:21.629	
4	44.651	131.2	44.591	96.9	50.534	161.4	184.3	2:19.776		15	44.551	131.5	<u>43.845</u>	95.4	50.045	160.0	193.2	2:18.441	
5	44.767	129.3	44.520	<u>97.7</u>	50.007	158.6	186.5	2:19.294		16	44.157	129.0	44.007	96.2	50.367	160.0	<u>193.5</u>	2:18.531	
6	44.272	132.0	45.053	92.5	<u>49.538</u>	158.6	186.9	2:18.863		17	44.230	135.2	44.531	88.2	51.029	159.3	192.2	2:19.790	
7	44.454	130.1	44.704	92.7	49.805	159.3	183.1	2:18.963		18	45.065	130.3	44.499	88.5	50.279	155.8	181.5	2:19.843	
8	43.824	132.7	44.779	92.7	50.216	160.7	186.5	2:18.819		19	44.572	126.6	45.000	91.1	50.785	157.9	184.3	2:20.357	
9	44.275	131.1	47.024	88.7	52.821	157.9	184.9	2:24.120		20	44.550	135.7	45.946	88.4	51.288	154.5	185.6	2:21.784	
10	44.759	128.9	47.243	83.9	Pit In	151.9	180.9	<u>2:30.832</u>		21	45.301	129.8	45.649	93.3	50.824	157.2	180.6	2:21.774	
11	Pit Out	127.4	45.360	95.5	50.603			3:47.407		22									

57 Bart Uiterwaal										Ford Mustang									
lap	Sect-1	Speed	Sect-2	Speed	Sect-3	Speed	TopSpeed	laptime	pit	lap	Sect-1	Speed	Sect-2	Speed	Sect-3	Speed	Topspeed	laptime	pit
1	55.866	110.3	50.488	85.7	58.688	88.5	130.3	2:45.042		11	51.990	109.6	50.340	83.8	58.029	140.6	160.0	2:40.359	
2	51.399	113.0	50.808	89.7	<u>57.010</u>	139.5	160.7	2:39.217		12	51.275	110.0	<u>49.634</u>	90.9	57.177	140.1	161.2	2:38.086	
3	50.174	<u>122.9</u>	50.083	83.7	57.769	145.7	161.0	2:38.026		13	50.703	117.6	50.017	90.8	58.143	142.3	162.4	2:38.863	
4	50.042	114.9	50.005	87.0	58.122	<u>150.0</u>	169.3	2:38.169		14	51.305	109.8	50.052	89.6	59.259	138.5	165.6	2:40.616	
5	50.929	116.4	50.525	88.0	58.814	139.5	165.6	2:40.268		15	51.966	110.2	51.196	90.8	58.217	136.9	157.4	2:41.379	



Algarve Welcome Spring

Autódromo Internacional do Algarve

HISTORIC ENDURANCE

4 - 7 May 2023

Laps and Sector Times - Race 2 - 50min.

Autodromo Internacional Algarve - 4652mtr.

6	51.402	115.5	49.639	<u>94.2</u>	57.798	141.2	165.1	2:38.839	16	52.725	108.7	50.597	88.4	58.029	137.9	152.8	2:41.351
7	<u>49.722</u>	116.9	50.733	88.0	57.209	142.3	<u>174.2</u>	<u>2:37.664</u>	17	51.479	108.4	51.124	84.7	1:00.427	135.8	165.4	2:43.030
8	49.896	112.1	50.583	84.3	59.871	146.3	171.7	2:40.350	18	52.080	103.1	51.102	82.8	57.628	134.3	155.4	2:40.810
9	54.540	98.8	52.503	81.6	Pit In	137.9	145.9	<u>2:56.825</u>	19	51.825	112.5	50.901	88.7	58.848	142.9	161.9	2:41.574
10	Pit Out	98.5	52.136	86.1	59.931			<u>4:31.949</u>	20								

78 Garcia-Garcia										Fiat 124									
lap	Sect-1	Speed	Sect-2	Speed	Sect-3	Speed	TopSpeed	laptime	pit	lap	Sect-1	Speed	Sect-2	Speed	Sect-3	Speed	Topspeed	laptime	pit
1	54.393	118.7	47.161	89.4	53.910	85.1	138.3	2:35.464		11	55.265	49.8	1:10.033	52.6	1:31.848	145.7	172.0	3:37.146	
2	46.706	129.7	47.305	86.3	<u>52.035</u>	144.0	172.0	2:26.046		12	1:04.622	77.0	58.624	78.5	1:01.876	71.0	80.0	3:05.122	
3	46.510	131.4	<u>46.581</u>	86.7	52.530	144.6	172.0	<u>2:25.621</u>		13	47.899	<u>138.1</u>	46.661	94.8	52.342	142.9	172.2	2:26.902	
4	46.421	132.2	47.109	93.7	52.784	143.4	170.6	2:26.314		14	<u>45.754</u>	129.3	48.450	<u>99.4</u>	54.904	<u>147.5</u>	<u>174.8</u>	2:29.108	
5	46.452	132.0	47.480	88.4	52.535	141.7	168.8	2:26.467		15	52.100	130.4	47.370	95.3	52.536	126.8	127.7	2:32.006	
6	46.537	135.7	47.289	92.3	54.406	144.6	171.4	2:28.232		16	46.786	129.8	47.094	91.1	52.889	<u>147.5</u>	172.0	2:26.769	
7	48.065	132.4	47.712	89.1	52.522	141.7	160.5	2:28.299		17	48.103	133.8	47.332	89.1	52.639	145.2	163.4	2:28.074	
8	47.181	132.7	47.005	92.0	54.117	143.4	167.2	2:28.303		18	47.333	136.5	47.639	94.7	52.649	144.6	159.3	2:27.621	
9	51.656	127.4	48.138	85.4	Pit In	113.9	131.7	<u>3:07.994</u>		19	46.801	128.7	46.847	95.2	53.083	146.3	164.9	2:26.731	
10	Pit Out	128.0	46.584	95.6	52.146			<u>4:19.536</u>		20									

83 Duarte-Silva Jesus										Porsche 911 RS 3.0									
lap	Sect-1	Speed	Sect-2	Speed	Sect-3	Speed	TopSpeed	laptime	pit	lap	Sect-1	Speed	Sect-2	Speed	Sect-3	Speed	Topspeed	laptime	pit
1	46.154	134.5	43.640	<u>92.9</u>	49.736	100.6	185.2	2:21.436		12	51.362	116.1	50.900	84.2	56.359	142.9	160.7	2:38.621	
2	41.765	144.0	42.773	82.1	51.866	171.4	212.6	2:16.404		13	48.800	119.5	49.793	94.5	49.112	140.6	167.7	2:27.705	
3	42.476	142.5	43.474	86.3	Pit In	163.6	203.4	<u>2:23.347</u>		14	42.259	135.8	42.775	96.9	48.886	171.4	209.3	2:13.920	
4	Pit Out	145.0	43.445	84.8	50.536			<u>2:54.805</u>		15	42.726	140.8	42.377	95.2	49.670	165.9	200.0	2:14.773	
5	42.919	137.2	43.755	87.5	50.166	163.6	201.9	2:16.840		16	44.011	139.5	42.224	96.7	49.471	165.1	194.2	2:15.706	
6	41.931	147.5	42.411	88.2	49.789	166.7	209.3	2:14.131		17	41.872	146.3	<u>42.000</u>	96.6	<u>48.080</u>	170.6	<u>214.3</u>	<u>2:11.952</u>	
7	41.878	142.1	43.186	86.7	49.617	169.0	209.3	2:14.681		18	41.619	135.0	42.173	95.0	48.554	174.8	213.9	2:12.346	
8	42.704	<u>147.7</u>	44.256	89.3	51.039	169.0	204.5	2:17.999		19	42.156	144.6	42.173	94.7	49.247	<u>176.5</u>	206.1	2:13.576	
9	44.682	121.9	51.862	88.2	Pit In	165.9	207.7	<u>2:46.659</u>		20	<u>41.575</u>	145.6	42.443	87.1	48.812	173.1	210.5	2:12.830	
10	Pit Out	136.0	57.125	70.5	1:18.396			<u>4:43.951</u>		21	43.976	135.2	42.870	91.4	49.344	163.6	202.6	2:16.190	
11	1:29.039	59.9	1:01.496	80.1	56.137	75.6	79.6	3:26.672		22									

92 Michel Mora										Porsche 911 SWB									
lap	Sect-1	Speed	Sect-2	Speed	Sect-3	Speed	TopSpeed	laptime	pit	lap	Sect-1	Speed	Sect-2	Speed	Sect-3	Speed	Topspeed	laptime	pit
1	50.957	123.4	46.206	<u>96.0</u>	<u>52.361</u>	99.2	162.2	2:29.524		11	Pit Out	123.4	1:05.902	49.2	1:32.107			<u>6:00.155</u>	
2	45.615	136.9	46.854	90.7	52.694	151.3	187.8	2:25.163		12	1:05.178	86.3	57.897	76.3	1:00.486	72.1	81.0	3:03.561	
3	48.083	133.8	46.173	91.1	53.347	151.3	<u>192.2</u>	2:27.603		13	47.454	133.2	45.789	93.2	52.471	148.1	177.9	2:25.714	
4	45.223	132.0	45.958	93.8	53.626	151.3	189.1	2:24.807		14	45.889	136.9	45.761	94.7	52.519	<u>152.5</u>	<u>192.2</u>	2:24.169	
5	46.377	139.5	48.256	87.2	53.003	150.0	187.8	2:27.636		15	45.115	<u>146.7</u>	<u>45.374</u>	95.7	53.500	148.1	188.5	2:23.989	
6	45.383	135.8	45.576	92.2	52.539	151.9	191.2	<u>2:23.498</u>		16	45.148	136.0	45.861	95.4	52.903	<u>152.5</u>	190.5	2:23.912	
7	45.351	137.9	45.900	86.3	52.687	151.9	190.5	2:23.938		17	<u>44.898</u>	144.0	46.609	83.9	52.476	151.9	188.5	2:23.983	
8	45.427	141.0	46.246	92.5	52.528	150.0	188.5	2:24.201		18	45.615	139.0	47.536	86.5	53.025	151.9	190.1	2:26.176	
9	56.272	75.0	1:01.381	77.4	1:05.162	151.3	179.1	3:02.815		19	45.361	145.0	45.897	90.4	53.313	151.9	189.8	2:24.571	
10	45.347	132.0	46.370	88.2	Pit In	148.8	186.9	<u>2:29.576</u>		20	45.273	138.6	45.680	89.0	52.943	149.4	187.8	2:23.896	



Algarve Welcome Spring

Autódromo Internacional do Algarve

HISTORIC ENDURANCE

4 - 7 May 2023

Laps and Sector Times - Race 2 - 50min.

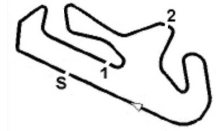
Autodromo Internacional Algarve - 4652mtr.

99 Meireles-Nina										Porsche 911 2.8 RSR									
lap	Sect-1	Speed	Sect-2	Speed	Sect-3	Speed	TopSpeed	laptime	pit	lap	Sect-1	Speed	Sect-2	Speed	Sect-3	Speed	Topspeed	laptime	pit
1	45.862	154.9	41.653	103.5	48.182	95.2	180.3	2:15.697		12	1:08.086	52.8	1:11.820	58.3	1:31.934	142.9	164.6	3:51.840	
2	40.869	154.5	41.627	101.6	47.859	<u>181.8</u>	220.0	<u>2:10.355</u>		13	1:04.259	101.9	59.655	79.3	1:05.417	70.5	93.3	3:09.331	
3	<u>40.746</u>	<u>159.1</u>	42.280	103.9	47.926	<u>181.8</u>	219.5	2:10.952		14	45.237	141.5	43.760	87.4	49.875	139.5	186.5	2:18.872	
4	41.295	135.7	41.965	104.4	48.067	<u>181.8</u>	216.4	2:11.327		15	41.797	141.9	42.460	93.5	48.725	180.0	219.1	2:12.982	
5	41.664	140.6	<u>41.583</u>	103.3	47.866	180.0	207.7	2:11.113		16	41.539	150.4	42.854	93.8	49.634	180.0	220.0	2:14.027	
6	42.864	142.5	42.394	103.1	48.235	180.9	<u>221.3</u>	2:13.493		17	42.829	140.8	43.284	90.8	49.038	171.4	216.4	2:15.151	
7	40.928	143.6	42.012	103.5	<u>47.685</u>	180.0	219.1	2:10.625		18	42.260	134.7	42.805	97.5	49.151	177.3	213.4	2:14.216	
8	41.971	142.3	41.878	<u>105.0</u>	47.874	180.0	216.9	2:11.723		19	42.621	139.4	43.417	97.3	51.339	175.6	208.1	2:17.377	
9	42.220	144.6	42.753	98.7	49.558	<u>181.8</u>	213.4	2:14.531		20	42.570	147.5	43.564	91.9	49.416	176.5	211.4	2:15.550	
10	43.840	106.8	57.454	75.2	Pit In	162.2	188.5	<u>3:10.152</u>		21	43.103	135.2	44.446	94.2	49.806	179.1	213.0	2:17.355	
11	Pit Out	97.6	49.915	85.8	55.045			<u>4:00.259</u>		22									

105 Nogueira-Campos Ferreira										Ford Escort RS 2000									
lap	Sect-1	Speed	Sect-2	Speed	Sect-3	Speed	TopSpeed	laptime	pit	lap	Sect-1	Speed	Sect-2	Speed	Sect-3	Speed	Topspeed	laptime	pit
1	52.813	138.8	46.992	94.4	53.871	102.3	127.8	2:33.676		11	1:30.058	56.1	1:00.269	80.0	56.523	78.6	76.8	3:26.850	
2	45.743	133.0	45.271	92.1	52.387	149.4	179.1	2:23.401		12	51.028	118.3	50.779	83.2	56.788	138.5	152.8	2:38.595	
3	47.308	136.0	44.632	88.5	52.867	157.2	180.3	2:24.807		13	48.726	116.3	49.601	87.7	50.558	137.4	154.1	2:28.885	
4	43.667	139.0	44.472	88.3	52.045	163.6	190.8	2:20.184		14	45.264	138.6	44.597	90.9	51.248	166.7	194.6	2:21.109	
5	43.611	144.2	44.283	89.3	51.304	164.4	193.2	2:19.198		15	44.568	133.2	44.106	86.0	51.182	154.5	180.9	2:19.856	
6	43.507	<u>154.1</u>	44.302	85.7	50.949	165.9	193.5	2:18.758		16	44.218	138.1	44.089	84.4	50.870	162.2	188.8	2:19.177	
7	<u>43.271</u>	134.2	45.964	99.2	51.311	165.1	190.8	2:20.546		17	43.748	141.5	47.363	<u>99.4</u>	51.970	<u>167.4</u>	196.4	2:23.081	
8	44.208	133.0	44.595	92.5	51.563	160.0	192.9	2:20.366		18	44.141	142.9	44.302	95.2	51.260	163.6	192.2	2:19.703	
9	44.792	117.1	50.092	95.9	Pit In	165.9	198.2	<u>2:48.816</u>		19	43.443	143.8	<u>43.446</u>	94.9	<u>50.176</u>	165.1	193.2	<u>2:17.065</u>	
10	Pit Out	136.2	50.054	72.1	1:15.874			<u>4:35.933</u>		20	44.172	150.2	43.791	94.0	51.265	<u>167.4</u>	<u>199.3</u>	2:19.228	

124 Vieira-Santos										Porsche 911 3.0 RS									
lap	Sect-1	Speed	Sect-2	Speed	Sect-3	Speed	TopSpeed	laptime	pit	lap	Sect-1	Speed	Sect-2	Speed	Sect-3	Speed	Topspeed	laptime	pit
1	45.731	150.6	<u>40.987</u>	101.1	<u>47.075</u>	93.5	183.7	2:13.793		12	1:28.293	58.2	1:12.009	71.8	1:32.164	77.1	83.5	4:12.466	
2	<u>40.222</u>	149.6	41.423	102.5	47.083	182.7	218.6	<u>2:08.728</u>		13	1:02.590	99.3	1:01.940	73.5	50.157	73.9	107.9	2:54.687	
3	40.909	147.5	41.485	<u>105.8</u>	47.378	183.7	213.4	2:09.772		14	40.793	148.1	41.679	83.5	47.615	178.2	219.5	2:10.087	
4	40.508	<u>156.7</u>	41.874	96.2	49.341	183.7	210.1	2:11.723		15	41.149	142.1	42.737	84.6	48.828	180.0	220.4	2:12.714	
5	40.518	148.8	41.861	104.9	47.516	180.9	219.1	2:09.895		16	41.226	148.1	42.734	75.7	48.561	176.5	218.2	2:12.521	
6	40.333	154.3	41.112	92.2	47.354	183.7	211.4	2:08.799		17	40.892	152.3	42.532	85.8	48.069	176.5	220.0	2:11.493	
7	40.769	141.9	42.352	97.8	47.354	<u>184.6</u>	218.6	2:10.475		18	42.067	140.6	43.120	83.7	48.970	180.0	212.2	2:14.157	
8	41.020	151.3	41.860	91.5	47.759	183.7	210.1	2:10.639		19	41.637	145.4	43.002	77.5	48.126	173.9	219.1	2:12.765	
9	41.577	142.9	41.863	94.3	Pit In	181.8	201.1	<u>2:40.857</u>		20	40.987	143.0	42.873	81.3	48.804	180.9	<u>222.2</u>	2:12.664	
10	Pit Out	132.4	44.639	80.1	52.964			<u>3:49.340</u>		21	42.153	142.5	43.496	89.3	48.944	171.4	213.4	2:14.593	
11	42.357	146.9	43.198	77.1	1:14.447	169.8	202.6	2:40.002		22									

160 Pedro Bastos Rezende										De Tomaso Pantera									
lap	Sect-1	Speed	Sect-2	Speed	Sect-3	Speed	TopSpeed	laptime	pit	lap	Sect-1	Speed	Sect-2	Speed	Sect-3	Speed	Topspeed	laptime	pit
1	48.232	126.5	42.700	95.8	49.153	81.8	178.5	2:20.085		12	1:20.926	51.8	1:11.598	62.2	1:32.655	122.9	126.3	4:05.179	
2	40.525	136.4	41.331	96.3	47.451	187.5	<u>225.5</u>	2:09.307		13	1:01.991	98.4	1:01.130	84.9	1:06.532	70.2	95.8	3:09.653	
3	40.063	133.0	40.899	95.8	47.341	194.6	220.4	2:08.303		14	42.085	141.9	40.093	97.6	<u>45.868</u>	135.3	208.5	2:08.046	
4	39.587	143.4	40.142	95.8	46.867	195.7	221.8	2:06.596		15	<u>39.262</u>	148.1	39.956	93.7	46.383	<u>197.8</u>	213.4	2:05.601	



Algarve Welcome Spring Autódromo Internacional do Algarve

HISTORIC ENDURANCE

4 - 7 May 2023

Laps and Sector Times - Race 2 - 50min.

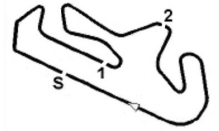
Autodromo Internacional Algarve - 4652mtr.

5	41.122	137.6	41.377	<u>97.9</u>	48.228	191.5	198.9	2:10.727	16	39.379	145.9	<u>39.810</u>	97.4	46.068	<u>197.8</u>	217.3	<u>2:05.257</u>
6	40.530	<u>150.2</u>	40.315	94.3	47.186	183.7	190.8	2:08.031	17	39.699	141.5	41.348	90.3	46.676	194.6	208.9	2:07.723
7	40.320	149.8	40.850	97.3	46.775	189.5	204.5	2:07.945	18	40.132	137.6	40.942	81.6	48.088	190.5	216.4	2:09.162
8	40.183	143.4	41.785	89.3	46.807	193.5	209.7	2:08.775	19	39.787	142.1	40.824	95.9	47.563	193.5	221.3	2:08.174
9	41.333	140.8	40.507	95.5	48.629	193.5	192.9	2:10.469	20	40.457	142.3	40.776	92.5	47.621	190.5	203.4	2:08.854
10	56.093	77.9	1:01.214	80.1	Pit In	150.6	163.9	<u>3:22.403</u>	21	41.377	140.8	42.270	94.6	49.264	190.5	198.9	2:12.911
11	Pit Out	116.5	45.802	90.6	55.790			<u>3:53.773</u>	22								

167 João Neves										Datsun 1200									
lap	Sect-1	Speed	Sect-2	Speed	Sect-3	Speed	TopSpeed	laptime	pit	lap	Sect-1	Speed	Sect-2	Speed	Sect-3	Speed	Topspeed	laptime	pit
1	52.423	120.4	46.977		52.942	100.0	154.5	2:32.342		11	Pit Out	122.4	56.369		1:32.086			4:35.753	
2	45.967	129.5	46.036		53.197	150.6	178.2	2:25.200		12	1:05.094	85.0	57.954		1:00.104	68.8	81.1	3:03.152	
3	48.207	130.4	<u>45.313</u>		52.520	148.8	174.2	2:26.040		13	48.208	128.9	47.078		52.577	146.3	180.6	2:27.863	
4	<u>45.786</u>	130.8	46.155		53.216	<u>151.9</u>	183.4	2:25.157		14	46.250	123.6	46.142		53.604	149.4	180.0	2:25.996	
5	46.472	127.2	46.249		52.484	145.2	173.1	2:25.205		15	46.629	129.5	46.154		53.400	146.3	173.9	2:26.183	
6	45.986	<u>137.1</u>	45.921		52.389	<u>151.9</u>	<u>184.3</u>	2:24.296		16	46.523	131.9	46.463		53.913	145.2	173.1	2:26.899	
7	45.983	134.0	45.930		<u>52.359</u>	148.1	177.6	<u>2:24.272</u>		17	47.074	120.8	46.359		52.629	145.2	173.6	2:26.062	
8	46.372	131.1	45.330		52.949	149.4	176.5	2:24.651		18	46.581	131.9	53.524		54.207	147.5	175.3	2:34.312	
9	56.212	75.7	1:01.274		1:21.556	148.8	166.4	3:19.042		19	47.172	126.8	46.847		53.713	141.7	173.9	2:27.732	
10	1:07.865	75.8	1:07.832		Pit In	80.7	94.6	<u>3:36.725</u>		20									

168 Christian Oldendorff										Alfa Romeo GTAm									
lap	Sect-1	Speed	Sect-2	Speed	Sect-3	Speed	TopSpeed	laptime	pit	lap	Sect-1	Speed	Sect-2	Speed	Sect-3	Speed	Topspeed	laptime	pit
1	48.433	142.1	44.310		49.253	97.0	170.1	2:21.996		12	1:08.979	50.8	1:11.833		1:31.816	141.2	153.6	3:52.628	
2	42.507	142.7	44.004		49.610	164.4	<u>201.9</u>	2:16.121		13	1:04.445	91.7	59.314		1:04.881	76.3	93.2	3:08.640	
3	43.011	149.2	44.153		49.326	168.2	200.0	2:16.490		14	44.664	147.5	44.029		48.992	130.4	184.3	2:17.685	
4	42.704	153.4	43.347		48.930	165.9	198.5	2:14.981		15	42.510	145.0	43.510		48.705	166.7	198.9	2:14.725	
5	42.391	144.6	43.716		48.644	163.6	197.8	2:14.751		16	42.765	145.7	<u>43.261</u>		48.574	166.7	198.5	<u>2:14.600</u>	
6	42.945	152.8	43.785		48.650	165.1	199.3	2:15.380		17	<u>42.267</u>	146.3	43.953		<u>48.550</u>	<u>169.8</u>	199.6	2:14.770	
7	43.028	145.7	43.597		49.451	168.2	200.0	2:16.076		18	42.875	149.8	43.618		48.801	165.9	198.9	2:15.294	
8	42.554	150.6	44.513		49.043	165.1	198.5	2:16.110		19	43.053	<u>154.1</u>	43.900		49.067	165.9	197.4	2:16.020	
9	42.484	150.4	47.420		Pit In	165.9	200.0	<u>2:32.642</u>		20	43.194	146.3	44.027		54.828	169.0	196.7	2:22.049	
10	Pit Out	134.0	44.731		51.482			3:48.448		21	45.723	151.0	43.640		48.793	123.3	161.4	2:18.156	
11	45.729	112.1	48.626		54.233	146.3	170.3	2:28.588		22									

190 Raposo-Santos										Ford Escort RS2000									
lap	Sect-1	Speed	Sect-2	Speed	Sect-3	Speed	TopSpeed	laptime	pit	lap	Sect-1	Speed	Sect-2	Speed	Sect-3	Speed	Topspeed	laptime	pit
1	55.270	112.5	50.241	82.6	58.144	90.0	129.0	2:43.655		11	51.427	122.4	50.727	86.7	56.475	143.4	160.2	2:38.629	
2	50.568	112.7	51.249	82.7	58.878	134.8	159.5	2:40.695		12	48.491	127.7	51.819	75.8	<u>55.140</u>	145.2	176.2	2:35.450	
3	49.923	123.6	50.834	85.4	58.383	140.6	170.6	2:39.140		13	48.309	127.7	49.458	91.7	56.527	<u>145.7</u>	176.8	<u>2:34.294</u>	
4	51.085	111.1	50.304	90.4	57.272	137.4	165.1	2:38.661		14	49.784	127.7	49.544	86.6	56.988	142.3	167.4	2:36.316	
5	52.007	115.9	50.278	87.9	57.919	140.6	157.7	2:40.204		15	<u>48.066</u>	132.8	50.620	86.3	56.463	143.4	<u>177.9</u>	2:35.149	
6	52.008	113.9	49.997	91.0	56.963	140.1	170.9	2:38.968		16	49.487	130.4	50.062	87.5	56.301	141.2	171.7	2:35.850	
7	50.253	119.6	51.349	86.1	56.530	144.0	171.4	2:38.132		17	48.369	<u>134.2</u>	<u>49.411</u>	80.9	56.712	145.2	<u>177.9</u>	2:34.492	
8	50.232	110.0	51.817	<u>93.8</u>	Pit In	144.6	175.3	<u>2:50.643</u>		18	48.633	132.8	49.846	82.4	56.994	142.9	176.5	2:35.473	
9	Pit Out	117.9	59.292	68.0	1:18.609			4:46.526		19	48.626	128.0	50.974	86.6	56.623	140.6	175.6	2:36.223	
10	1:28.679	61.2	1:01.924	90.7	56.333	76.4	78.7	3:26.936		20									



Algarve Welcome Spring

Autódromo Internacional do Algarve

HISTORIC ENDURANCE

4 - 7 May 2023

Laps and Sector Times - Race 2 - 50min.

Autodromo Internacional Algarve - 4652mtr.

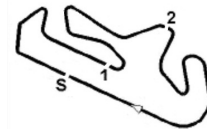
211 Mário Neto										Alfa Romeo GTAM									
lap	Sect-1	Speed	Sect-2	Speed	Sect-3	Speed	TopSpeed	laptime	pit	lap	Sect-1	Speed	Sect-2	Speed	Sect-3	Speed	Topspeed	laptime	pit
1	50.343	123.3	46.091	93.0	51.767	88.7	153.6	2:28.201		11	1:08.702	49.7	1:10.999	51.6	1:31.215	154.5	146.9	3:50.916	
2	45.753	122.0	44.911	92.0	51.377	159.3	178.8	2:22.041		12	1:04.901	84.7	59.117	71.4	1:03.145	84.3	85.0	3:07.163	
3	44.934	130.6	45.404	88.2	50.399	161.4	184.9	2:20.737		13	46.977	127.2	44.442	90.7	50.833	135.8	182.1	2:22.252	
4	44.653	129.2	45.069	<u>106.8</u>	51.265	161.4	184.3	2:20.987		14	46.203	125.6	44.536	100.3	50.609	<u>162.9</u>	175.6	2:21.348	
5	45.008	124.9	45.821	89.8	50.703	159.3	186.2	2:21.532		15	44.783	126.5	44.418	93.3	50.397	159.3	187.2	<u>2:19.598</u>	
6	44.773	<u>131.1</u>	44.526	95.1	51.290	162.2	190.8	2:20.589		16	44.768	129.2	44.747	96.3	<u>50.385</u>	160.0	187.2	2:19.900	
7	<u>44.322</u>	129.2	44.744	89.9	50.612	161.4	<u>191.8</u>	2:19.678		17	45.027	123.6	44.329	98.1	50.713	157.9	184.3	2:20.069	
8	44.867	130.9	<u>44.285</u>	94.4	52.440	160.0	185.9	2:21.592		18	45.900	123.6	44.871	98.6	54.087	158.6	173.9	2:24.858	
9	45.039	116.4	48.497	90.7	Pit In	159.3	185.9	<u>2:48.679</u>		19	49.215	122.4	44.983	98.9	54.936	105.9	152.5	2:29.134	
10	Pit Out	109.2	47.139	85.3	54.584			<u>5:09.831</u>		20									

213 José Oliveira										Alfa Romeo GTAM									
lap	Sect-1	Speed	Sect-2	Speed	Sect-3	Speed	TopSpeed	laptime	pit	lap	Sect-1	Speed	Sect-2	Speed	Sect-3	Speed	Topspeed	laptime	pit
1	56.462	<u>125.6</u>	<u>51.151</u>	<u>86.7</u>	<u>58.941</u>	96.0	<u>147.5</u>	<u>2:46.554</u>		2	<u>54.581</u>	111.5	1:02.735	72.9	Pit In	<u>130.9</u>	139.7	<u>3:13.189</u>	

220 Paulo Rompante										Alfa Romeo Ti Super									
lap	Sect-1	Speed	Sect-2	Speed	Sect-3	Speed	TopSpeed	laptime	pit	lap	Sect-1	Speed	Sect-2	Speed	Sect-3	Speed	Topspeed	laptime	pit
1	51.323	116.5	47.138	83.9	52.358	102.9	168.8	2:30.819		11	1:18.705	59.1	1:12.907	74.1	1:31.195	124.1	124.7	4:02.807	
2	46.445	120.8	46.856	85.2	53.031	<u>157.2</u>	182.1	2:26.332		12	1:03.293	102.9	1:01.328	79.1	1:07.889	83.9	99.5	3:12.510	
3	45.925	126.9	46.091	90.2	53.453	152.5	185.2	2:25.469		13	46.732	129.8	46.093	85.6	52.149	128.1	177.9	2:24.974	
4	45.878	131.2	46.286	87.4	52.261	153.2	181.5	2:24.425		14	46.069	121.9	46.036	85.7	52.349	153.2	184.3	2:24.454	
5	46.418	119.1	47.109	87.1	52.293	155.8	184.3	2:25.820		15	45.421	131.4	45.913	89.9	52.732	155.2	<u>187.5</u>	2:24.066	
6	45.310	128.9	<u>45.569</u>	92.9	52.255	152.5	186.2	2:23.134		16	45.506	126.2	45.641	<u>97.9</u>	52.247	153.2	184.9	2:23.394	
7	45.494	127.4	46.254	86.6	52.182	152.5	185.6	2:23.930		17	45.432	123.0	46.270	85.6	<u>51.708</u>	153.2	183.4	2:23.410	
8	45.622	128.3	45.992	88.3	52.271	155.2	185.6	2:23.885		18	45.313	135.0	45.899	89.4	51.749	153.2	183.7	2:22.961	
9	57.683	75.7	1:01.354	77.7	Pit In	153.8	183.7	<u>3:09.652</u>		19	<u>44.977</u>	<u>139.7</u>	45.774	88.4	51.963	153.8	186.2	<u>2:22.714</u>	
10	Pit Out	120.9	49.830	87.0	1:01.251			<u>4:09.059</u>		20	45.283	125.1	46.426	90.0	52.271	153.8	186.9	2:23.980	

221 A.Velez Grilo-T.Velez Grilo										BMW 1800 TiSA									
lap	Sect-1	Speed	Sect-2	Speed	Sect-3	Speed	TopSpeed	laptime	pit	lap	Sect-1	Speed	Sect-2	Speed	Sect-3	Speed	Topspeed	laptime	pit
1	52.494	113.8	1:23.274		<u>54.898</u>	93.5	140.8	3:10.666		10	1:05.690	88.4	56.851		1:00.834	63.3	106.9	3:03.375	
2	48.685	140.1	<u>48.323</u>		54.953	137.9	159.3	2:31.961		11	50.622	113.1	52.207		56.095	136.9	<u>163.6</u>	2:38.924	
3	<u>47.900</u>	<u>144.4</u>	48.583		55.142	<u>139.5</u>	161.9	<u>2:31.625</u>		12	50.493	118.9	51.052		56.888	137.4	162.4	2:38.433	
4	48.493	137.2	50.172		56.192	137.4	161.4	2:34.857		13	50.950	123.3	50.363		59.101	135.8	161.0	2:40.414	
5	48.758	138.3	48.729		57.836	<u>139.5</u>	162.9	2:35.323		14	50.442	118.7	50.757		56.253	135.3	161.0	2:37.452	
6	1:24.792	130.6	50.033		Pit In	97.6	52.8	<u>3:38.027</u>		15	51.037	117.9	52.259		56.593	136.4	161.4	2:39.889	
7	Pit Out	130.0	49.721		Pit In			<u>6:48.735</u>		16	50.474	122.3	51.220		56.682	136.9	158.8	2:38.376	
8	Pit Out	109.3	54.504		59.449			<u>4:18.314</u>		17	51.615	128.1	52.030		56.237	135.3	162.9	2:39.882	
9	52.111	108.1	51.563		1:02.305	131.9	154.3	2:45.979		18									

223 Carvalho-Moniz										BMW 2002									
lap	Sect-1	Speed	Sect-2	Speed	Sect-3	Speed	TopSpeed	laptime	pit	lap	Sect-1	Speed	Sect-2	Speed	Sect-3	Speed	Topspeed	laptime	pit
1	52.785	121.5	46.970	85.9	51.120	86.1	137.9	2:30.875		11	Pit Out	125.6	50.861	81.6	55.756			4:41.737	
2	<u>45.126</u>	107.7	44.975		50.943	151.9	169.0	2:21.044		12	1:03.446	105.1	56.836		1:01.817	95.5	105.4	3:02.099	
3	46.455	130.3	45.272		51.216	155.2	<u>185.9</u>	2:22.943		13	49.469	112.9	49.474	83.8	54.255	139.5	165.6	2:33.198	



Algarve Welcome Spring

Autódromo Internacional do Algarve

HISTORIC ENDURANCE

4 - 7 May 2023

Laps and Sector Times - Race 2 - 50min.

Autodromo Internacional Algarve - 4652mtr.

4	45.595	118.0	46.180	87.5	52.238	<u>220.9</u>	173.6	2:24.013	14	48.414	122.4	48.910	76.7	55.559	219.5	162.4	2:32.883
5	45.680	<u>140.1</u>	46.246		1:11.150	173.1	183.4	2:43.076	15	48.119	120.9	48.551	81.9	54.584	144.0	158.8	2:31.254
6	45.557	122.7	46.264		51.286	150.6	180.6	2:23.107	16	47.582	120.1	48.876		54.189	148.8	168.5	2:30.647
7	45.166	117.9	<u>44.926</u>		<u>50.574</u>	149.4	<u>185.9</u>	<u>2:20.666</u>	17	47.750	118.3	50.083		54.073	145.7	167.2	2:31.906
8	47.835	90.3	45.869	<u>90.1</u>	52.529	150.6	174.5	2:26.233	18	49.094	134.3	48.588		53.585	146.9	150.6	2:31.267
9	49.453	97.4	57.069	77.7	1:21.807	142.3	150.0	3:08.329	19	47.340	132.4	49.301		54.248	205.7	172.2	2:30.889
10	1:06.637	70.2	1:07.812	69.9	Pit In	84.9	101.3	3:36.121	20								

239 Hitchert-Ebsen										Alfa Romeo GTAm									
lap	Sect-1	Speed	Sect-2	Speed	Sect-3	Speed	TopSpeed	laptime	pit	lap	Sect-1	Speed	Sect-2	Speed	Sect-3	Speed	Topspeed	laptime	pit
1	48.477	139.2	43.743	104.0	50.223	96.8	165.1	2:22.443		12	1:10.035	52.2	1:11.065	54.2	1:31.501	152.5	148.4	3:52.601	
2	43.166	140.8	43.711	91.5	49.336	164.4	<u>198.2</u>	2:16.213		13	1:04.589	90.5	59.431	75.2	1:04.484	80.0	88.7	3:08.504	
3	43.001	139.5	43.385	93.2	49.331	161.4	197.8	2:15.717		14	46.450	154.5	44.456	87.9	51.619	133.8	184.3	2:22.525	
4	42.940	146.1	42.964	95.0	49.490	165.1	197.4	2:15.394		15	43.767	158.1	43.658	93.0	50.395	156.5	188.8	2:17.820	
5	42.936	151.3	43.235	93.7	<u>49.082</u>	164.4	194.2	2:15.253		16	43.382	148.6	43.434	105.6	50.232	160.7	194.2	2:17.048	
6	42.645	142.9	43.643	92.9	49.382	165.1	<u>198.2</u>	2:15.670		17	42.876	150.0	43.578	98.5	49.855	163.6	196.0	2:16.309	
7	42.963	141.9	<u>42.620</u>	105.9	49.589	162.2	193.9	<u>2:15.172</u>		18	43.470	156.5	43.617	<u>106.8</u>	49.819	163.6	192.2	2:16.906	
8	<u>42.436</u>	<u>161.4</u>	44.696	90.5	49.240	164.4	197.4	2:16.372		19	43.480	140.3	43.436	98.3	49.642	164.4	196.0	2:16.558	
9	42.988	155.8	44.146	103.5	Pit In	163.6	194.2	2:34.718		20	43.403	146.3	43.289	97.2	50.156	<u>166.7</u>	194.9	2:16.848	
10	Pit Out	126.2	44.397	88.5	51.093			3:46.316		21	43.696	147.1	44.051	97.0	50.404	163.6	192.5	2:18.151	
11	46.224	112.4	47.694	76.2	54.540	157.2	168.5	2:28.458		22									

255 Carlos Alberto Oliveira										Lotus Elan 26R									
lap	Sect-1	Speed	Sect-2	Speed	Sect-3	Speed	TopSpeed	laptime	pit	lap	Sect-1	Speed	Sect-2	Speed	Sect-3	Speed	Topspeed	laptime	pit
1	52.404	118.2	46.150	93.4	53.441	96.5	154.1	2:31.995		11	1:30.153	56.8	1:00.307	80.1	56.220	84.1	80.4	3:26.680	
2	45.715	126.9	46.719	91.0	52.261	167.4	186.9	2:24.695		12	51.177	112.6	51.421	81.1	56.497	141.2	145.2	2:39.095	
3	45.773	120.3	45.774	90.2	52.465	168.2	198.9	2:24.012		13	49.277	107.8	47.690	89.6	50.934	151.9	143.0	2:27.901	
4	44.655	135.3	44.522	86.4	51.818	167.4	190.8	2:20.995		14	43.800	131.2	44.448	91.8	50.893	173.1	<u>206.9</u>	2:19.141	
5	43.793	126.3	44.669	89.8	52.027	167.4	198.5	2:20.489		15	44.314	134.5	44.231	90.2	51.537	168.2	195.7	2:20.082	
6	44.207	<u>145.6</u>	43.804	86.0	50.880	166.7	196.4	2:18.891		16	44.184	140.6	45.103	87.7	50.801	165.1	198.9	2:20.088	
7	<u>43.383</u>	131.5	45.427	<u>100.5</u>	51.397	168.2	206.5	2:20.207		17	43.731	141.5	45.124	88.5	51.451	165.1	200.7	2:20.306	
8	44.983	122.7	44.734	92.6	52.791	169.8	195.3	2:22.508		18	44.408	121.3	44.523	100.3	52.131	166.7	191.2	2:21.062	
9	44.164	130.8	47.423	99.1	Pit In	173.9	188.5	2:44.632		19	43.715	145.0	<u>43.460</u>	95.6	51.164	164.4	190.8	<u>2:18.339</u>	
10	Pit Out	125.6	50.416	71.6	1:15.878			4:40.518		20	45.383	126.0	45.226	91.0	<u>50.266</u>	167.4	194.2	2:20.875	

269 Pineau-Muytjens										Shelby Cobra Daytona									
lap	Sect-1	Speed	Sect-2	Speed	Sect-3	Speed	TopSpeed	laptime	pit	lap	Sect-1	Speed	Sect-2	Speed	Sect-3	Speed	Topspeed	laptime	pit
1	45.779	134.8	42.673	<u>104.2</u>	48.983	101.7	184.3	2:17.435		12	1:08.620	54.5	1:11.577	59.1	1:32.077	139.0	156.1	3:52.274	
2	40.407	146.1	41.471	103.0	48.704	184.6	<u>227.8</u>	2:10.582		13	1:04.652	88.8	59.192	82.0	1:04.629	76.1	95.7	3:08.473	
3	41.084	143.4	41.381	97.6	48.460	186.5	214.3	2:10.925		14	45.412	<u>157.2</u>	46.504	91.3	51.812	139.0	182.7	2:23.728	
4	40.267	142.9	<u>41.114</u>	102.3	<u>47.672</u>	186.5	224.5	<u>2:09.053</u>		15	42.445	131.1	44.432	97.6	50.974	176.5	223.6	2:17.851	
5	40.383	148.8	41.135	102.3	48.435	<u>188.5</u>	225.9	2:09.953		16	42.782	137.6	43.531	98.7	48.670	178.2	215.6	2:14.983	
6	42.383	147.7	41.256	101.8	47.864	181.8	223.1	2:11.503		17	42.932	132.0	43.288	100.2	49.339	185.6	213.9	2:15.559	
7	<u>40.174</u>	140.1	41.455	99.6	48.046	182.7	220.0	2:09.675		18	42.510	145.6	43.537	101.2	49.439	178.2	198.2	2:15.486	
8	40.531	141.4	41.240	97.9	47.777	184.6	226.4	2:09.548		19	42.817	126.2	43.922	94.8	48.721	181.8	220.9	2:15.460	
9	40.874	139.5	41.773	100.7	48.569	185.6	225.0	2:11.216		20	43.045	125.7	44.220	101.7	49.307	184.6	211.4	2:16.572	
10	47.205	84.4	1:00.942	79.0	Pit In	179.1	211.4	3:14.116		21	44.316	124.9	43.458	99.0	48.865	180.9	178.8	2:16.639	



Algarve Welcome Spring

Autódromo Internacional do Algarve

HISTORIC ENDURANCE

4 - 7 May 2023

Laps and Sector Times - Race 2 - 50min.

Autodromo Internacional Algarve - 4.652mtr.

11	Pit Out	97.6	50.042	83.0	54.712		4:06.254	22											
----	---------	------	--------	------	--------	--	----------	----	--	--	--	--	--	--	--	--	--	--	--

317 P.dal Maso-Carvalho-G.dal Maso										Porsche 911 2.5 ST									
lap	Sect-1	Speed	Sect-2	Speed	Sect-3	Speed	TopSpeed	laptime	pit	lap	Sect-1	Speed	Sect-2	Speed	Sect-3	Speed	Topspeed	laptime	pit
1	50.355	123.6	47.869	92.2	53.514	107.8	166.7	2:31.738		11	1:07.640	52.5	1:11.917	58.9	1:32.045	141.7	165.6	3:51.602	
2	45.662	138.8	47.210	97.0	53.062	155.8	186.2	2:25.934		12	1:04.023	100.5	59.859	78.0	1:05.649	70.3	92.5	3:09.531	
3	47.270	137.9	46.790	94.0	53.110	157.2	186.2	2:27.170		13	49.234	129.2	46.361	95.7	51.834	125.9	172.5	2:27.429	
4	45.621	145.2	46.175	99.4	53.316	156.5	184.3	2:25.112		14	45.320	135.5	45.353	92.2	51.567	<u>159.3</u>	186.9	2:22.240	
5	46.205	142.7	46.348	98.1	53.608	155.8	186.9	2:26.161		15	45.399	132.7	46.688	92.2	51.830	157.2	187.2	2:23.917	
6	45.659	137.9	45.893	94.4	52.401	156.5	184.9	2:23.953		16	45.848	134.7	45.402	100.6	52.197	152.5	182.4	2:23.447	
7	45.878	<u>148.1</u>	45.698	<u>102.5</u>	52.436	157.9	186.2	2:24.012		17	46.019	133.0	45.770	87.1	51.700	154.5	182.4	2:23.489	
8	45.787	137.1	45.469	101.2	53.144	157.9	184.9	2:24.400		18	45.433	131.1	45.959	91.5	52.283	156.5	183.7	2:23.675	
9	53.596	75.9	1:01.410	76.4	Pit In	157.9	183.7	3:20.525		19	<u>45.019</u>	142.3	<u>45.148</u>	101.9	<u>51.561</u>	158.6	185.9	<u>2:21.728</u>	
10	Pit Out	102.6	49.948	86.1	55.058			4:06.341		20	45.606	134.2	46.152	<u>102.5</u>	52.083	<u>159.3</u>	<u>189.5</u>	2:23.841	

327 Nuno Nunes										Porsche 911 SWB									
lap	Sect-1	Speed	Sect-2	Speed	Sect-3	Speed	TopSpeed	laptime	pit	lap	Sect-1	Speed	Sect-2	Speed	Sect-3	Speed	Topspeed	laptime	pit
1	49.685	137.4	45.910	92.3	52.154	100.8	163.4	2:27.749		11	1:28.356	59.2	1:12.220	75.4	1:32.093	76.6	87.8	4:12.669	
2	45.638	130.1	46.664	91.6	53.052	157.2	193.5	2:25.354		12	1:02.196	85.0	1:02.203	79.5	53.229	78.3	105.8	2:57.628	
3	47.391	126.6	46.382	89.0	52.376	155.2	185.2	2:26.149		13	45.111	137.8	46.481	83.1	52.196	158.6	193.2	2:23.788	
4	45.535	131.7	46.707	87.7	52.663	157.9	192.5	2:24.905		14	45.441	<u>142.3</u>	46.280	81.0	52.318	155.8	189.8	2:24.039	
5	45.224	136.7	47.302	87.8	53.005	<u>160.7</u>	<u>196.7</u>	2:25.531		15	45.700	130.8	45.976	83.4	<u>51.979</u>	159.3	189.8	2:23.655	
6	<u>44.814</u>	141.5	46.076	91.9	52.226	157.2	195.3	<u>2:23.116</u>		16	47.492	129.7	47.988	82.1	Pit In	157.2	185.9	2:35.388	
7	45.333	137.9	46.063	92.6	52.536	157.9	192.2	2:23.932		17	Pit Out	126.8	46.210	91.4	52.408			2:46.981	
8	45.469	141.4	<u>45.891</u>	<u>94.7</u>	52.926	157.9	190.1	2:24.286		18	45.578	134.8	46.546	85.3	52.032	157.2	192.9	2:24.156	
9	1:00.317	79.4	1:01.445	73.1	Pit In	156.5	181.5	3:10.222		19	45.328	132.4	47.003	87.9	53.007	158.6	192.2	2:25.338	
10	Pit Out	136.5	46.357	93.1	1:01.390			4:00.765		20									

516 Guillaume-Maximilien										Ford Escort RS2000									
lap	Sect-1	Speed	Sect-2	Speed	Sect-3	Speed	TopSpeed	laptime	pit	lap	Sect-1	Speed	Sect-2	Speed	Sect-3	Speed	Topspeed	laptime	pit
1	56.126	107.9	50.567	78.0	57.605	102.3	140.1	2:59.859		10	Pit Out	113.6	46.499	84.5	54.550			3:43.256	
2	47.764	111.3	51.352	79.8	57.132	146.3	183.1	2:36.248		11	1:09.760	51.3	1:11.361	56.2	1:31.308	151.3	147.9	3:52.429	
3	47.855	131.1	48.130	81.1	54.239	145.2	178.5	2:30.224		12	1:04.700	96.0	59.158	71.6	1:03.977	82.2	82.8	3:07.835	
4	46.486	137.4	47.077	81.1	53.386	145.7	179.4	2:26.949		13	47.944	131.4	46.919	90.6	52.113	130.9	176.2	2:26.976	
5	46.459	130.3	47.447	79.4	55.306	148.1	180.6	2:29.212		14	<u>44.824</u>	136.7	<u>45.013</u>	92.5	<u>51.514</u>	<u>153.2</u>	<u>191.2</u>	<u>2:21.351</u>	
6	49.925	96.5	49.871	75.6	55.280	146.9	180.9	2:35.076		15	44.996	132.4	45.729	<u>95.8</u>	52.078	151.3	185.6	2:22.803	
7	46.626	131.4	48.583	79.1	54.295	147.5	180.9	2:29.504		16	45.840	138.1	45.218	91.8	52.327	150.0	181.5	2:23.385	
8	46.448	133.8	49.741	77.6	57.603	147.5	180.3	2:33.792		17	44.869	<u>138.3</u>	46.743	84.8	51.705	149.4	184.9	2:23.317	
9	49.367	112.5	48.819	82.8	Pit In	144.0	175.6	2:40.934		18	51.795	103.4	49.961	81.3	Pit In	<u>153.2</u>	187.8	2:47.916	