

Algarve Welcome Spring

Autódromo Internacional do Algarve

HISTORIC ENDURANCE

4 - 7 May 2023

Laps and Sector Times - Race 1 - 50min.

Autodromo Internacional Algarve - 4652mtr.

5 Paulo Lima										Ford GT40									
lap	Sect-1	Speed	Sect-2	Speed	Sect-3	Speed	TopSpeed	laptime	pit	lap	Sect-1	Speed	Sect-2	Speed	Sect-3	Speed	Topspeed	laptime	pit
1	43.558	135.7	42.002	<u>93.3</u>	48.161	120.4	216.0	2:13.721		9	43.214	123.9	43.760	84.9	49.207	193.5	202.2	2:16.181	
2	40.662	137.6	<u>41.030</u>	90.2	48.391	203.4	216.9	<u>2:10.083</u>		10	42.364	136.0	42.817	86.6	Pit In	200.0	217.7	<u>2:22.052</u>	
3	<u>40.634</u>	137.1	41.902	89.3	<u>48.152</u>	202.2	222.2	2:10.688		11	Pit Out	77.3	1:15.308	58.1	1:24.694			<u>5:17.548</u>	
4	41.453	136.4	42.861	84.8	48.883	201.1	224.1	2:13.197		12	1:17.723	85.8	54.521	91.6	51.470	74.7	83.3	3:03.714	
5	40.998	136.9	42.797	79.2	1:03.188	<u>204.5</u>	211.4	2:26.983		13	43.771	128.3	43.462	89.6	50.700	193.5	184.0	2:17.933	
6	1:05.175	76.0	1:11.584	64.1	1:32.965	121.6	98.1	3:49.724		14	57.995	38.8	1:18.977	61.6	55.929	197.8	198.9	3:12.901	
7	1:23.628	74.7	56.957	73.1	1:00.276	61.1	61.5	3:20.861		15	42.504	144.8	43.945	83.9	50.197	195.7	214.3	2:16.646	
8	41.900	127.8	42.604	89.5	50.608	184.6	<u>225.5</u>	2:15.112		16									

14 Mira Gomes-Afoito										Lotus Seven									
lap	Sect-1	Speed	Sect-2	Speed	Sect-3	Speed	TopSpeed	laptime	pit	lap	Sect-1	Speed	Sect-2	Speed	Sect-3	Speed	Topspeed	laptime	pit
1	Pit Out	117.8	46.286	85.0	52.636			<u>2:21.747</u>		5	1:07.717	94.2	58.920	73.4	1:07.502	86.5	93.9	3:14.139	
2	<u>45.161</u>	<u>139.5</u>	<u>45.607</u>	92.7	<u>51.884</u>	153.2	181.2	<u>2:22.652</u>		6	1:09.565	46.8	1:17.454	59.8	1:00.867	90.5	104.1	3:27.886	
3	46.537	120.5	48.622	<u>93.4</u>	1:11.866	154.5	180.6	2:47.025		7	46.368	123.1	47.631	83.2	54.572	141.2	173.6	2:28.571	
4	1:16.969	95.0	1:01.110	70.5	1:08.961	62.1	66.9	3:27.040		8									

16 Francisco Albuquerque										Lotus Elan 26R									
lap	Sect-1	Speed	Sect-2	Speed	Sect-3	Speed	TopSpeed	laptime	pit	lap	Sect-1	Speed	Sect-2	Speed	Sect-3	Speed	Topspeed	laptime	pit
1	46.534	127.2	44.013	87.9	50.694	118.0	181.8	2:21.241		9	43.024	124.7	44.313	92.9	<u>49.868</u>	170.6	<u>203.8</u>	<u>2:17.205</u>	
2	<u>42.668</u>	132.5	43.997	91.7	51.480	167.4	201.5	2:18.145		10	42.787	<u>137.8</u>	<u>43.335</u>	<u>98.2</u>	Pit In	168.2	200.4	2:25.140	
3	44.733	121.1	44.691	87.8	51.044	170.6	197.4	2:20.468		11	Pit Out	84.3	1:14.114	55.6	1:23.527			<u>5:02.139</u>	
4	43.715	130.4	44.702	87.6	51.234	169.8	197.4	2:19.651		12	1:17.972	70.8	56.864	87.8	51.562	73.0	79.5	3:06.398	
5	43.504	128.1	45.115	86.6	51.554	170.6	199.3	2:20.173		13	46.070	111.5	46.217	85.5	51.549	169.0	182.1	2:23.836	
6	48.439	88.7	1:11.153	49.9	1:32.478	168.2	169.8	3:32.070		14	51.954	44.8	1:18.865	59.0	54.212	168.2	174.8	3:05.031	
7	1:23.981	56.3	59.208	66.6	55.991	56.7	63.1	3:19.180		15	45.366	128.9	45.408	96.9	55.156	169.8	188.2	2:25.930	
8	47.168	134.8	44.790	96.8	50.864	170.6	179.7	2:22.822		16									

20 Cerveira Pinto-Dias Pedro										Alfa Romeo GTAm									
lap	Sect-1	Speed	Sect-2	Speed	Sect-3	Speed	TopSpeed	laptime	pit	lap	Sect-1	Speed	Sect-2	Speed	Sect-3	Speed	Topspeed	laptime	pit
1	47.150	131.9	43.624	92.1	50.755	123.7	181.2	2:21.529		9	43.590	125.1	43.380	95.9	49.014	162.9	191.8	2:15.984	
2	43.058	142.7	43.307	95.7	<u>48.731</u>	<u>166.7</u>	<u>196.0</u>	2:15.096		10	42.885	132.2	44.321	88.8	Pit In	163.6	193.2	2:24.554	
3	<u>42.332</u>	142.1	42.590	97.0	48.776	164.4	192.9	<u>2:13.698</u>		11	Pit Out	81.9	1:14.531	55.8	1:24.035			<u>5:07.508</u>	
4	42.630	139.0	42.900	96.8	50.381	163.6	191.5	2:15.911		12	1:17.844	72.4	54.914	81.8	52.495	74.5	80.1	3:05.253	
5	43.601	139.9	43.335	91.8	52.918	157.9	189.5	2:19.854		13	46.548	116.3	45.910	86.4	51.637	162.9	177.3	2:24.095	
6	57.113	68.5	1:12.131	54.4	1:33.494	154.5	148.1	3:42.738		14	52.305	49.0	1:18.408	61.7	54.980	155.2	167.7	3:05.693	
7	1:23.479	61.3	59.001	81.6	57.432	54.6	62.8	3:19.912		15	46.446	126.8	46.612	87.6	53.598	160.7	177.3	2:26.656	
8	47.846	<u>145.4</u>	<u>42.464</u>	<u>98.5</u>	48.999	112.1	177.0	2:19.309		16									

28 P-A Forsvall										Lotus Elan									
lap	Sect-1	Speed	Sect-2	Speed	Sect-3	Speed	TopSpeed	laptime	pit	lap	Sect-1	Speed	Sect-2	Speed	Sect-3	Speed	Topspeed	laptime	pit
1	47.062	137.6	45.121	90.2	<u>50.840</u>	122.0	175.3	2:23.023		9	<u>43.966</u>	120.5	45.797	82.3	52.287	165.1	<u>202.6</u>	2:22.050	
2	44.690	141.7	45.238	88.6	52.210	166.7	197.1	2:22.138		10	44.843	131.7	46.120	79.6	52.438	162.9	198.9	2:23.401	
3	44.701	126.2	46.582	80.5	52.861	162.9	197.4	2:24.144		11	49.659	131.9	48.308	79.6	53.602	165.1	194.9	2:31.569	
4	44.880	130.9	46.268	83.4	52.365	162.9	196.7	2:23.513		12	48.847	123.0	47.475	79.9	Pit In	150.0	166.7	2:36.618	
5	44.602	138.6	51.105	79.8	55.325	165.9	198.5	2:31.032		13	Pit Out	132.5	46.139	81.1	1:12.492			<u>4:11.229</u>	
6	49.966	121.1	47.192	80.1	1:30.967	128.1	149.2	3:08.125		14	1:39.843	48.5	1:18.632	54.7	58.565	58.1	74.8	3:57.040	



Algarve Welcome Spring

Autódromo Internacional do Algarve

HISTORIC ENDURANCE

4 - 7 May 2023

Laps and Sector Times - Race 1 - 50min.

Autodromo Internacional Algarve - 4.652mtr.

7	1:24.230	55.4	58.424	70.1	57.025	57.5	60.6	3:19.679	15	45.011	<u>142.7</u>	<u>44.899</u>	85.7	51.857	144.0	190.5	<u>2:21.767</u>
8	45.339	137.2	45.799	<u>92.6</u>	51.252	<u>168.2</u>	201.1	2:22.390	16								

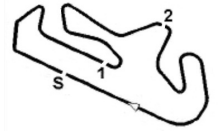
31 Tomás Baptista										Volvo 142 S									
lap	Sect-1	Speed	Sect-2	Speed	Sect-3	Speed	TopSpeed	laptime	pit	lap	Sect-1	Speed	Sect-2	Speed	Sect-3	Speed	Topspeed	laptime	pit
1	53.597	114.2	51.943	87.3	<u>59.242</u>	120.0	156.3	2:55.064		8	53.318	89.0	52.666	83.4	Pit In	<u>137.4</u>	157.0	2:55.660	
2	53.146	117.3	<u>51.409</u>	85.8	1:00.362	133.8	156.5	2:44.917		9	Pit Out	118.8	58.928	75.7	1:20.994			4:39.298	
3	53.332	107.6	51.899	84.6	59.564	134.3	142.9	<u>2:44.795</u>		10	1:16.761	104.5	1:01.497	76.1	1:09.370	61.5	67.2	3:27.628	
4	54.137	114.9	52.070	82.1	1:01.053	134.3	155.4	2:47.260		11	1:06.792	100.2	59.306	81.1	1:07.948	88.0	96.4	3:14.046	
5	1:06.044	83.9	1:11.382	69.9	1:32.943	95.7	98.5	3:50.369		12	1:08.268	50.9	1:18.183	58.2	1:01.733	91.1	113.2	3:28.184	
6	1:23.932	77.8	56.250	85.5	1:04.664	57.0	62.5	3:24.846		13	<u>52.571</u>	109.9	54.442	84.5	1:01.730	135.3	156.5	2:48.743	
7	59.483	<u>121.1</u>	52.378	<u>92.8</u>	59.729	125.4	<u>159.1</u>	2:51.590		14									

47 Roberto Díaz-Rincon										Alfa Romeo 1750 GTAm									
lap	Sect-1	Speed	Sect-2	Speed	Sect-3	Speed	TopSpeed	laptime	pit	lap	Sect-1	Speed	Sect-2	Speed	Sect-3	Speed	Topspeed	laptime	pit
1	47.193	131.5	44.945	91.3	51.126	118.0	177.6	2:23.264		9	45.000	135.8	44.327	95.6	50.210	161.4	186.9	2:19.537	
2	43.817	138.6	44.414	100.7	<u>50.135</u>	<u>162.2</u>	189.5	2:18.366		10	<u>43.469</u>	141.2	<u>44.125</u>	<u>105.4</u>	50.700	<u>162.2</u>	190.5	<u>2:18.294</u>	
3	43.807	138.1	44.497	102.5	50.733	160.7	190.1	2:19.037		11	44.960	129.2	45.140	94.7	51.819	159.3	186.9	2:21.919	
4	44.089	139.7	44.557	96.3	50.326	159.3	189.5	2:18.972		12	44.719	118.0	56.616	74.7	Pit In	157.2	185.9	2:50.504	
5	44.029	139.0	44.452	89.3	51.640	<u>162.2</u>	190.8	2:20.121		13	Pit Out	132.7	44.717	101.2	1:33.513			4:16.554	
6	48.413	78.8	1:11.425	54.0	1:31.877	158.6	183.7	3:31.715		14	1:40.021	44.3	1:18.630	51.8	59.098	57.4	74.8	3:57.749	
7	1:24.764	54.5	58.871	67.9	56.875	56.3	59.6	3:20.510		15	47.007	142.3	44.238	100.2	54.603	137.9	177.6	2:25.848	
8	45.997	<u>143.6</u>	44.472	93.8	50.176	160.7	<u>193.2</u>	2:20.645		16									

50 Bevilacqua-Magalhães-Veiga										Alfa Romeo Giulia Ti Super									
lap	Sect-1	Speed	Sect-2	Speed	Sect-3	Speed	TopSpeed	laptime	pit	lap	Sect-1	Speed	Sect-2	Speed	Sect-3	Speed	Topspeed	laptime	pit
1	<u>56.674</u>	<u>114.9</u>	<u>55.954</u>	<u>88.6</u>	<u>1:00.370</u>	105.0	<u>137.2</u>	3:05.303		3	57.784	111.5	1:00.585	84.4	Pit In	118.8	129.7	3:10.602	
2	56.823	113.9	57.316	83.9	1:00.578	<u>120.0</u>	133.3	<u>2:54.717</u>		4									

51 Santos-Petiz										Alfa Romeo GTAm									
lap	Sect-1	Speed	Sect-2	Speed	Sect-3	Speed	TopSpeed	laptime	pit	lap	Sect-1	Speed	Sect-2	Speed	Sect-3	Speed	Topspeed	laptime	pit
1					58.419			2:22.803		9					<u>54.835</u>			2:22.569	
2								<u>2:10.448</u>		10								3:50.629	
3								2:15.423		11								3:32.759	
4								2:17.683		12								3:06.194	
5								2:23.510		13								2:24.024	
6								3:32.624		14								3:06.675	
7								3:19.775		15								2:23.991	
8								2:20.896		16									

57 Bart Uiterwaal										Ford Mustang									
lap	Sect-1	Speed	Sect-2	Speed	Sect-3	Speed	TopSpeed	laptime	pit	lap	Sect-1	Speed	Sect-2	Speed	Sect-3	Speed	Topspeed	laptime	pit
1	53.830	109.5	<u>49.989</u>	<u>92.9</u>	1:00.200	119.2	149.0	2:54.547		8	53.295	94.4	53.728	79.4	Pit In	137.4	157.4	2:55.041	
2	<u>52.632</u>	109.9	51.686	82.6	1:01.087	137.4	154.7	2:45.405		9	Pit Out	87.2	55.668	74.7	1:00.542			4:49.190	
3	52.961	107.6	51.606	82.7	<u>59.739</u>	137.4	150.8	<u>2:44.306</u>		10	1:14.967	87.9	1:00.484	66.1	1:08.338	113.9	71.6	3:23.789	
4	53.747	106.3	52.425	84.2	1:03.000	<u>142.3</u>	147.1	2:49.172		11	1:08.999	78.5	58.772	69.7	1:06.113	82.9	96.4	3:13.884	
5	1:05.917	78.0	1:11.270	68.4	1:33.391	112.1	98.5	3:50.578		12	1:10.603	46.8	1:18.193	62.5	1:02.847	82.0	104.4	3:31.643	
6	1:23.741	73.9	56.895	76.8	1:02.520	60.1	61.6	3:23.156		13	55.344	99.4	53.716	87.1	1:02.971	138.5	154.1	2:52.031	



Algarve Welcome Spring

Autódromo Internacional do Algarve

HISTORIC ENDURANCE

4 - 7 May 2023

Laps and Sector Times - Race 1 - 50min.

Autodromo Internacional Algarve - 4652mtr.

7	54.114	<u>110.8</u>	54.144	76.1	1:01.986	137.4	<u>163.4</u>	2:50.244	14										
---	--------	--------------	--------	------	----------	-------	--------------	----------	----	--	--	--	--	--	--	--	--	--	--

78 Garcia-Garcia										Fiat 124									
lap	Sect-1	Speed	Sect-2	Speed	Sect-3	Speed	TopSpeed	laptime	pit	lap	Sect-1	Speed	Sect-2	Speed	Sect-3	Speed	Topspeed	laptime	pit
1	50.042	126.8	48.712	86.5	53.881	121.2	162.4	2:41.259		8	47.428	127.1	47.720	93.8	<u>52.929</u>	143.4	166.7	2:28.077	
2	47.694	126.3	47.121	86.9	54.544	146.9	174.8	2:29.359		9	<u>47.151</u>	123.0	<u>46.675</u>	<u>96.4</u>	52.933	143.4	166.7	<u>2:26.759</u>	
3	47.752	124.1	47.644	84.2	56.269	<u>150.0</u>	170.1	2:31.665		10	47.274	127.5	47.583	88.0	53.452	142.9	168.5	2:28.309	
4	52.411	113.3	51.640	73.8	55.238	132.4	141.4	2:39.289		11	49.796	126.3	49.119	82.4	Pit In	132.8	161.7	<u>2:49.385</u>	
5	50.830	121.1	49.849	87.9	53.994	136.9	145.4	2:34.673		12	Pit Out	101.9	53.008	77.6	1:42.726			<u>6:01.927</u>	
6	51.437	109.0	49.724	87.4	53.786	135.8	134.5	2:34.947		13	1:38.714	46.2	1:18.491	63.5	1:00.841	59.3	75.2	3:58.046	
7	1:19.220	50.0	59.523	71.4	56.692	115.4	103.0	3:15.435		14	50.182	124.1	50.846	89.6	56.550	134.8	153.2	2:37.578	

83 Duarte-Silva Jesus										Porsche 911 RS 3.0									
lap	Sect-1	Speed	Sect-2	Speed	Sect-3	Speed	TopSpeed	laptime	pit	lap	Sect-1	Speed	Sect-2	Speed	Sect-3	Speed	Topspeed	laptime	pit
1	45.420	139.2	43.186	97.9	48.213	115.0	191.2	2:16.819		9	41.496	124.4	<u>42.014</u>	93.0	48.339	177.3	212.6	<u>2:11.849</u>	
2	41.541	132.7	42.535	100.5	48.698	175.6	210.5	2:12.774		10	42.315	137.4	43.181	91.7	Pit In	178.2	205.3	<u>2:20.005</u>	
3	42.016	134.2	42.158	<u>102.8</u>	48.397	170.6	207.7	2:12.571		11	Pit Out	83.7	1:14.397	55.7	1:23.861			<u>5:20.867</u>	
4	41.422	139.7	42.023	96.8	48.490	169.8	214.7	2:11.935		12	1:17.913	72.1	56.122	82.9	51.447	71.1	79.7	3:05.482	
5	<u>41.394</u>	<u>147.3</u>	42.119	90.5	59.638	173.1	214.3	2:23.151		13	46.127	115.6	46.046	78.0	51.771	163.6	182.4	2:23.944	
6	1:04.232	68.8	1:11.585	58.7	1:34.001	111.1	103.3	3:49.818		14	52.423	49.0	1:18.426	64.7	54.443	162.2	169.3	3:05.292	
7	1:23.145	67.1	59.705	86.2	58.732	59.6	62.2	3:21.582		15	42.586	141.7	43.760	100.5	53.316	<u>179.1</u>	<u>219.1</u>	<u>2:19.662</u>	
8	45.383	138.3	42.290	92.9	<u>47.788</u>	115.8	191.2	2:15.461		16									

90 Miguel Lobo										Shelby Cobra									
lap	Sect-1	Speed	Sect-2	Speed	Sect-3	Speed	TopSpeed	laptime	pit	lap	Sect-1	Speed	Sect-2	Speed	Sect-3	Speed	Topspeed	laptime	pit
1	45.386	132.5	41.531	<u>97.3</u>	47.905	127.7	187.5	2:14.822		5	41.238	<u>140.3</u>	42.076	94.8	1:03.400	180.9	214.7	2:26.714	
2	41.045	130.0	<u>41.488</u>	93.1	48.193	181.8	213.9	2:10.726		6	1:04.700	70.1	1:11.606	62.4	1:32.949	110.4	99.3	3:49.255	
3	<u>40.669</u>	139.0	41.732	95.3	<u>47.653</u>	<u>183.7</u>	219.5	<u>2:10.054</u>		7	1:23.829	69.6	1:00.508	89.6	1:00.210	62.7	64.6	3:24.547	
4	41.223	134.3	41.911	96.1	49.428	180.0	<u>221.3</u>	2:12.562		8									

92 Michel Mora										Porsche 911 SWB									
lap	Sect-1	Speed	Sect-2	Speed	Sect-3	Speed	TopSpeed	laptime	pit	lap	Sect-1	Speed	Sect-2	Speed	Sect-3	Speed	Topspeed	laptime	pit
1	51.471	118.6	47.441	91.7	54.298	123.7	163.6	2:39.670		9	45.826	117.9	47.729	88.6	Pit In	151.9	188.2	2:36.512	
2	47.530	129.3	<u>45.895</u>	95.7	53.221	150.6	188.2	2:26.646		10	Pit Out	136.0	46.106	<u>102.1</u>	56.641			3:52.395	
3	47.424	132.5	46.292	93.2	52.975	148.8	187.8	2:26.691		11	53.479	87.1	59.060	73.3	1:09.549	145.7	182.4	3:02.088	
4	<u>45.479</u>	<u>136.4</u>	46.349	84.0	<u>52.616</u>	<u>152.5</u>	189.8	<u>2:24.444</u>		12	1:17.926	66.1	1:01.668	88.2	1:00.150	73.0	75.5	3:19.744	
5	46.690	134.8	47.188	86.8	53.605	151.9	189.8	2:27.483		13	52.832	104.3	52.418	85.4	58.995	116.5	145.7	2:44.245	
6	47.342	130.1	47.380	86.6	1:25.323	150.6	165.1	3:00.045		14	50.829	118.8	49.301	83.6	55.271	135.8	164.1	2:35.401	
7	1:23.031	54.3	59.521	76.4	57.923	62.1	97.5	3:20.475		15	45.921	131.7	46.564	96.3	54.726	150.6	187.5	2:27.211	
8	46.010	124.7	47.417	88.5	53.770	150.6	189.1	2:27.197		16									

99 Meireles-Nina										Porsche 911 2.8 RSR									
lap	Sect-1	Speed	Sect-2	Speed	Sect-3	Speed	TopSpeed	laptime	pit	lap	Sect-1	Speed	Sect-2	Speed	Sect-3	Speed	Topspeed	laptime	pit
1	45.698	129.3	44.410	88.6	48.484	116.5	196.4	2:18.592		9	41.477	137.8	43.494	102.0	49.109	180.9	221.3	2:14.080	
2	41.512	142.3	42.838	92.8	48.899	<u>182.7</u>	223.1	2:13.249		10	41.344	<u>149.2</u>	42.662	<u>102.3</u>	Pit In	179.1	217.7	<u>2:22.621</u>	
3	40.906	143.4	42.421	94.4	48.332	180.0	222.2	<u>2:11.659</u>		11	Pit Out	79.4	1:14.849	57.6	1:24.034			<u>5:09.260</u>	
4	41.158	138.3	<u>42.406</u>	97.6	48.429	181.8	<u>225.5</u>	2:11.993		12	1:18.309	74.8	53.851	89.9	52.662	73.3	79.9	3:04.822	
5	<u>40.829</u>	146.5	42.419	84.7	59.377	180.0	223.1	2:22.625		13	42.881	123.4	43.815	91.1	50.524	180.0	203.8	2:17.220	



Algarve Welcome Spring

Autódromo Internacional do Algarve

HISTORIC ENDURANCE

4 - 7 May 2023

Laps and Sector Times - Race 1 - 50min.

Autodromo Internacional Algarve - 4652mtr.

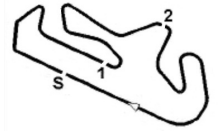
6	1:04.511	65.4	1:11.605	59.0	1:33.832	108.4	106.8	3:49.948	14	58.348	36.8	1:19.565	60.1	54.528	181.8	205.7	3:12.441
7	1:23.321	64.0	59.713	81.6	58.108	57.1	62.4	3:21.142	15	43.208	136.9	44.123	90.9	50.074	174.8	210.5	2:17.405
8	49.060	138.5	43.376	94.7	<u>47.975</u>	115.8	189.8	2:20.411	16								

105 Nogueira-Campos Ferreira										Ford Escort RS 2000									
lap	Sect-1	Speed	Sect-2	Speed	Sect-3	Speed	TopSpeed	laptime	pit	lap	Sect-1	Speed	Sect-2	Speed	Sect-3	Speed	Topspeed	laptime	pit
1	Pit Out	138.5	43.994	90.5	51.023			2:17.782		9	44.363	124.4	<u>42.981</u>	90.8	<u>49.818</u>	165.1	188.5	<u>2:17.162</u>	
2	45.626	139.0	44.053	98.3	50.738	160.0	183.4	2:20.417		10	<u>43.150</u>	132.8	43.032	93.3	Pit In	<u>169.8</u>	188.2	2:25.344	
3	45.326	129.8	43.415	<u>103.2</u>	51.170	165.9	189.1	2:19.911		11	Pit Out	85.2	1:14.175	55.1	1:23.465			5:02.142	
4	43.601	141.2	44.362	98.8	50.627	165.9	188.2	2:18.590		12	1:17.965	69.1	59.537	97.1	51.197	77.4	82.9	3:08.699	
5	43.850	137.9	48.646	88.2	52.924	165.9	190.8	2:25.420		13	44.640	125.7	45.608	84.5	51.306	159.3	179.7	2:21.554	
6	48.437	116.0	48.517	87.2	1:30.012	148.8	156.1	3:06.966		14	51.881	44.2	1:19.547	58.9	54.348	163.6	174.8	3:05.776	
7	1:23.338	59.2	59.605	78.0	55.476	66.8	69.2	3:18.419		15	43.961	<u>141.7</u>							
8	45.538	131.7	43.226	89.6	50.637	151.9	192.2	2:19.401		16			45.161	95.7	1:09.644	160.7	<u>195.3</u>	2:38.766	

124 Vieira-Santos										Porsche 911 3.0 RS									
lap	Sect-1	Speed	Sect-2	Speed	Sect-3	Speed	TopSpeed	laptime	pit	lap	Sect-1	Speed	Sect-2	Speed	Sect-3	Speed	Topspeed	laptime	pit
1	44.264	139.5	42.205	<u>98.5</u>	47.949	114.6	193.9	2:14.418		9	41.263	134.8	42.012	91.1	49.150	180.0	220.0	2:12.425	
2	41.316	138.6	<u>41.483</u>	96.3	48.076	<u>182.7</u>	<u>227.4</u>	2:10.875		10	41.741	137.4	44.343	90.0	48.579	173.1	220.9	2:14.663	
3	41.355	137.2	43.129	89.3	47.949	180.9	224.5	2:12.433		11	42.031	141.0	42.957	83.8	Pit In	174.8	218.2	2:21.221	
4	41.324	143.8	43.114	82.4	48.975	179.1	223.6	2:13.413		12	Pit Out	126.5	43.031	94.6	49.266			3:46.624	
5	41.405	149.4	42.755	87.3	1:02.001	180.0	222.7	2:26.161		13	48.559	72.7	1:02.881	76.7	1:46.969	169.0	168.2	3:38.409	
6	1:03.973	69.4	1:11.635	60.6	1:34.048	110.1	102.6	3:49.656		14	1:37.338	49.8	1:19.261	54.5	1:00.350	56.3	79.9	3:56.949	
7	1:23.099	69.2	1:00.049	81.7	59.090	60.3	63.1	3:22.238		15	<u>41.133</u>	152.3	41.900	93.3	<u>47.708</u>	171.4	213.9	<u>2:10.741</u>	
8	44.902	147.7	42.413	89.4	47.972	117.6	194.9	2:15.287		16									

160 Pedro Bastos Rezende										De Tomaso Pantera									
lap	Sect-1	Speed	Sect-2	Speed	Sect-3	Speed	TopSpeed	laptime	pit	lap	Sect-1	Speed	Sect-2	Speed	Sect-3	Speed	Topspeed	laptime	pit
1		138.5	40.869	96.0	47.016		195.3	2:11.628		9	40.511	134.2	40.640	91.8	47.457	194.6	214.7	2:08.608	
2	40.119	131.7	40.662	94.7	46.855	193.5	<u>224.5</u>	2:07.636		10	39.981	<u>148.4</u>	40.365	91.2	<u>46.068</u>	194.6	220.4	<u>2:06.414</u>	
3	40.515	133.8	40.693	91.5	46.350	190.5	208.9	2:07.558		11	40.382	140.1	41.225	92.4	Pit In	<u>197.8</u>	220.0	2:20.069	
4	40.346	143.8	43.561	89.3	46.667	195.7	219.5	2:10.574		12	Pit Out	112.9	46.943	84.4	1:03.758			4:04.325	
5	40.712	130.4	41.270	85.9	53.185	194.6	217.3	2:15.167		13	1:17.573	64.4	1:03.475	76.5	1:46.774	74.1	77.3	4:07.822	
6	1:05.953	82.7	1:05.677	55.4	1:56.005	96.3	99.1	4:07.635		14	1:37.758	53.3	1:19.187	55.8	55.568	50.1	75.1	3:52.513	
7	1:24.297	84.6	48.854	91.4	47.461	59.2	64.1	3:00.612		15	<u>39.930</u>	145.4	42.603	96.3	46.804	196.7	212.6	2:09.337	
8	40.005	141.7	<u>40.064</u>	<u>98.4</u>	46.916	196.7	215.1	2:06.985		16									

167 João Neves										Datsun 1200									
lap	Sect-1	Speed	Sect-2	Speed	Sect-3	Speed	TopSpeed	laptime	pit	lap	Sect-1	Speed	Sect-2	Speed	Sect-3	Speed	Topspeed	laptime	pit
1	51.879	120.8	48.515		53.763	126.8	169.0	2:41.527		8	46.921	124.6	47.422		53.520	149.4	180.0	2:27.863	
2	47.254	130.0	48.091		53.735	145.2	177.6	2:29.080		9	<u>46.326</u>	111.0	47.286		53.035	146.3	176.8	2:26.647	
3	46.716	132.0	<u>46.749</u>		<u>52.864</u>	150.0	177.0	<u>2:26.329</u>		10	4:53.924	89.3	58.940		1:09.468	146.9	174.5	7:02.332	
4	46.412	<u>134.2</u>	47.047		53.004	147.5	175.6	2:26.463		11	1:17.919	68.0	1:01.682		1:00.397	74.4	76.5	3:19.998	
5	46.731	126.9	48.072		54.669	148.8	175.3	2:29.472		12	52.538	103.3	52.471		59.187	119.2	159.3	2:44.196	
6	46.901	127.7	47.805		1:19.164	145.2	171.2	2:53.870		13	50.324	114.9	49.736		54.508	133.8	168.8	2:34.568	
7	1:22.860	53.7	59.673		56.997	61.4	104.0	3:19.530		14	46.639	122.7	47.908		57.469	147.5	174.5	2:32.016	



Algarve Welcome Spring

Autódromo Internacional do Algarve

HISTORIC ENDURANCE

4 - 7 May 2023

Laps and Sector Times - Race 1 - 50min.

Autodromo Internacional Algarve - 4652mtr.

168 Christian Oldendorff									Alfa Romeo Giulia TZ2										
lap	Sect-1	Speed	Sect-2	Speed	Sect-3	Speed	TopSpeed	laptime	pit	lap	Sect-1	Speed	Sect-2	Speed	Sect-3	Speed	Topspeed	laptime	pit
1	47.065	140.4	45.170		48.883	119.6	181.2	2:21.118		9	42.840	149.2	44.578		49.271	165.1	193.5	2:16.689	
2	43.420	145.7	43.822		49.625	165.1	<u>201.9</u>	2:16.867		10	<u>42.757</u>	149.0	<u>43.531</u>		49.163	165.9	196.0	2:15.451	
3	42.879	<u>155.4</u>	43.681		48.857	165.1	198.9	<u>2:15.417</u>		11	43.811	143.2	44.528		Pit In	160.0	189.8	<u>2:24.231</u>	
4	42.766	154.5	43.752		49.922	<u>170.6</u>	196.4	2:16.440		12	Pit Out	92.3	1:00.748		1:08.895			4:37.336	
5	43.185	142.3	44.773		52.404	165.1	195.7	2:20.362		13	1:08.059	90.5	59.233		1:07.030	88.0	92.6	3:14.322	
6	52.525	75.9	1:12.538		1:32.921	150.6	163.9	3:37.984		14	1:09.879	42.3	1:17.321		1:00.096	91.6	101.1	3:27.296	
7	1:23.699	58.7	59.284		56.477	58.0	59.7	3:19.460		15	44.012	148.4			50.620	156.5	193.5	2:19.173	
8	45.969	142.5	43.570		<u>48.679</u>	132.8	185.9	2:18.218		16									

185 Vítor Costa									Lotus Elan											
lap	Sect-1	Speed	Sect-2	Speed	Sect-3	Speed	TopSpeed	laptime	pit	lap	Sect-1	Speed	Sect-2	Speed	Sect-3	Speed	Topspeed	laptime	pit	
1	50.836	126.6	48.054	86.9	53.732	133.8	173.6	2:40.613		6	47.112	123.4	48.513	80.8	1:25.786	165.1	170.6	3:01.411		
2	47.283	138.6	<u>46.303</u>	90.9	<u>52.425</u>	163.6	184.6	2:26.011		7	1:23.393	51.1	59.506	77.2	56.823	65.1	96.3	3:19.722		
3	46.015	123.9	46.463	87.3	52.460	<u>165.9</u>	188.8	2:24.938		8	47.105	139.2	46.711	89.2	53.438	163.6	181.5	2:27.254		
4	<u>45.235</u>	135.3	46.882	86.8	52.506	165.1	<u>194.6</u>	<u>2:24.623</u>		9	45.898	121.8			47.385	<u>91.8</u>	53.732	162.2	188.5	2:27.015
5	45.775	<u>139.9</u>	47.016	87.4	53.559	<u>165.9</u>	186.9	2:26.350		10										

190 Raposo-Santos									Ford Escort RS2000										
lap	Sect-1	Speed	Sect-2	Speed	Sect-3	Speed	TopSpeed	laptime	pit	lap	Sect-1	Speed	Sect-2	Speed	Sect-3	Speed	Topspeed	laptime	pit
1	51.230	114.5	50.279	91.9	<u>54.950</u>	120.0	162.7	2:45.813		8	50.595	108.3	51.116	82.7	57.834	142.9	173.6	2:39.545	
2	51.289	117.1	<u>49.347</u>	86.8	56.065	143.4	173.1	<u>2:36.701</u>		9	51.223	110.0	51.903	80.5	57.307	138.5	167.7	2:40.433	
3	51.284	116.0	50.541	88.9	57.760	132.4	163.1	2:39.585		10	50.709	120.1	50.487	85.3	Pit In	136.9	168.2	<u>2:47.722</u>	
4	50.452	128.3	51.614	81.0	59.609	139.5	167.4	2:41.675		11	Pit Out	117.6	52.038	84.1	59.286			4:14.280	
5	54.657	100.1	55.134	80.4	59.559	122.0	129.5	2:49.350		12	52.318	73.2	1:03.268	81.0	1:47.040	137.4	168.2	3:42.626	
6	51.462	114.8	51.120	<u>92.6</u>	58.137	134.3	162.9	2:40.719		13	1:37.125	49.7	1:18.973	54.3	1:01.557	56.9	76.1	3:57.655	
7	51.212	119.5	51.071	81.3	57.152	138.5	168.5	2:39.435		14	<u>49.518</u>	<u>138.3</u>	51.493	77.0	1:01.676	142.3	168.5	2:42.687	

196 Moriyon-Carvalho									Porsche 356 B										
lap	Sect-1	Speed	Sect-2	Speed	Sect-3	Speed	TopSpeed	laptime	pit	lap	Sect-1	Speed	Sect-2	Speed	Sect-3	Speed	Topspeed	laptime	pit
1	51.447	120.5	49.332	80.5	54.906	117.6	157.2	2:44.371		8	48.815	118.3	50.292	86.1	54.802	<u>145.7</u>	<u>173.1</u>	<u>2:33.909</u>	
2	50.198	120.0	48.805	81.9	55.107	144.6	169.0	2:34.110		9	50.644	84.1	50.852	83.4	<u>54.740</u>	144.0	172.2	2:36.236	
3	49.932	113.8	49.767	83.8	54.899	143.4	169.3	2:34.598		10	49.648	112.0	49.285	82.7	Pit In	143.4	169.3	<u>2:42.984</u>	
4	49.611	118.3	49.517	80.2	55.345	143.4	168.2	2:34.473		11	Pit Out	108.2	49.016	86.2	55.012			4:17.800	
5	1:02.111	73.6	55.087	78.1	56.032	142.9	140.6	2:53.230		12	1:06.181	57.4	1:03.609	81.4	1:47.179	140.6	121.6	3:56.969	
6	51.743	105.5	50.271	79.5	55.568	140.6	150.0	2:37.582		13	1:36.894	51.7	1:19.571	54.1	1:00.670	57.8	77.6	3:57.135	
7	53.332	62.0	58.865	71.6	58.034	140.6	160.2	2:50.231		14									

211 Mário Neto									Alfa Romeo GTAM											
lap	Sect-1	Speed	Sect-2	Speed	Sect-3	Speed	TopSpeed	laptime	pit	lap	Sect-1	Speed	Sect-2	Speed	Sect-3	Speed	Topspeed	laptime	pit	
1	50.347	114.8	46.305	107.8	<u>50.921</u>	131.9	174.2	2:34.177		8	54.216	97.2	48.861	94.6	Pit In	153.8	182.4	<u>2:46.463</u>		
2	<u>45.043</u>	121.2	45.741	94.1	51.540	158.6	<u>188.8</u>	2:22.324		9	Pit Out	101.5	52.665	87.0	58.429			5:15.044		
3	45.066	120.4	44.890	102.7	51.349	157.9	184.0	<u>2:21.305</u>		10	1:15.375	84.7	1:00.823	58.5	1:07.877	110.8	77.1	3:24.075		
4	45.226	<u>130.8</u>	<u>44.643</u>	<u>110.9</u>	3:26.162	159.3	185.6	4:56.031		11	1:09.799	66.7	57.855	65.6	1:05.753	74.8	92.9	3:13.407		
5	49.652	113.2	46.898	87.0	1:28.753	158.6	142.5	3:05.303		12	1:11.565	46.3	1:19.090	62.5	1:00.668	71.1	107.8	3:31.323		
6	1:23.269	57.3	1:00.389	82.4	54.196	62.4	67.7	3:17.854		13	52.132	119.5			46.891	82.8	52.522	146.3	156.7	2:31.545
7	46.574	122.7	45.854	95.7	52.293	<u>162.9</u>	184.6	2:24.721		14										



Algarve Welcome Spring

Autódromo Internacional do Algarve

HISTORIC ENDURANCE

4 - 7 May 2023

Laps and Sector Times - Race 1 - 50min.

Autodromo Internacional Algarve - 4652mtr.

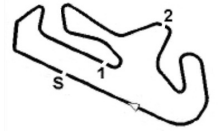
213 José Oliveira										Alfa Romeo GTAM									
lap	Sect-1	Speed	Sect-2	Speed	Sect-3	Speed	TopSpeed	laptime	pit	lap	Sect-1	Speed	Sect-2	Speed	Sect-3	Speed	Topspeed	laptime	pit
1	50.538	121.1	48.497	92.2	53.682	133.3	159.8	2:32.717		9	46.491	105.9	47.752	91.6	52.789	155.2	177.9	2:27.032	
2	49.376	123.3	47.438	89.6	53.885	155.2	180.0	2:30.699		10	46.636	125.7	46.551	<u>93.7</u>	Pit In	154.5	184.9	2:34.097	
3	46.714	<u>134.2</u>	46.305	89.7	<u>52.430</u>	153.2	176.5	2:25.449		11	Pit Out	119.7	56.962	74.8	1:09.935			4:30.388	
4	<u>45.644</u>	134.0	<u>45.975</u>	92.6	53.509	153.2	182.1	<u>2:25.128</u>		12	1:17.618	67.7	1:01.790	85.0	59.775	80.5	79.6	3:19.183	
5	46.636	125.9	47.023	86.3	53.209	154.5	175.3	2:26.868		13	52.951	103.3	52.848	85.9	58.409	114.3	146.3	2:44.208	
6	46.741	123.9	47.097	87.7	1:25.073	153.2	180.0	2:58.911		14	51.042	114.0	49.826	84.4	54.544	138.5	163.4	2:35.412	
7	1:22.975	49.5	59.587	73.5	57.333	60.5	96.3	3:19.895		15	46.137	122.9	47.812	91.9	54.926	<u>157.2</u>	177.3	2:28.875	
8	46.728	130.6	47.435	90.9	53.209	150.6	175.6	2:27.372		16									

220 Paulo Rompante										Alfa Romeo Ti Super									
lap	Sect-1	Speed	Sect-2	Speed	Sect-3	Speed	TopSpeed	laptime	pit	lap	Sect-1	Speed	Sect-2	Speed	Sect-3	Speed	Topspeed	laptime	pit
1	47.971	125.9	<u>45.831</u>	<u>92.3</u>	<u>52.370</u>	127.2	180.0	2:26.172		9	47.255	116.0	46.965	83.5	Pit In	150.6	173.4	2:40.675	
2	<u>45.666</u>	130.9	46.255	89.9	52.871	150.6	183.7	<u>2:24.792</u>		10	Pit Out	129.0	46.971	86.5	53.462			4:05.977	
3	46.784	123.4	46.700	87.5	52.780	149.4	184.0	2:26.264		11	47.473	118.0	56.510	75.8	1:10.336	148.1	172.2	2:54.319	
4	46.108	<u>134.2</u>	47.731	85.6	52.941	152.5	184.0	2:26.780		12	1:17.386	71.5	1:01.345	84.7	59.751	78.6	75.8	3:18.482	
5	46.369	122.9	48.133	86.1	54.342	<u>156.5</u>	182.7	2:28.844		13	53.051	105.7	53.251	82.1	58.077	114.3	145.9	2:44.379	
6	47.915	122.2	47.486	88.0	1:26.262	145.2	168.5	3:01.663		14	51.278	114.0	49.670	82.6	54.365	137.9	152.8	2:35.313	
7	1:22.925	53.9	1:00.213	79.7	56.046	61.3	67.9	3:19.184		15	47.299	123.0	47.381	85.9	54.537	153.2	179.7	2:29.217	
8	46.247	125.1	46.462	86.3	52.574	151.3	181.5	2:25.283		16									

221 Velez-Grilo-Velez-Grilo										BMW 1800 TiSA									
lap	Sect-1	Speed	Sect-2	Speed	Sect-3	Speed	TopSpeed	laptime	pit	lap	Sect-1	Speed	Sect-2	Speed	Sect-3	Speed	Topspeed	laptime	pit
1	Pit Out	128.1	49.589		54.913			<u>2:29.966</u>		8	<u>48.376</u>	125.3	<u>48.347</u>		54.759	<u>142.3</u>	<u>167.4</u>	<u>2:31.482</u>	
2	48.431	140.6	50.033		57.910	137.9	160.7	2:36.374		9	50.610	92.0	50.793		<u>54.176</u>	139.5	162.9	2:35.579	
3	48.621	143.6	48.583		54.772	136.9	159.8	2:31.976		10	48.393	<u>144.2</u>	48.813		55.025	138.5	159.1	2:32.231	
4	48.813	141.2	48.781		55.268	140.1	161.9	2:32.862		11	48.390	137.2	49.414		Pit In	137.9	161.4	2:41.791	
5	52.470	107.9	50.311		55.754	137.4	146.7	2:38.535		12	Pit Out	106.5	53.027		1:42.016			5:49.061	
6	51.744	99.3	50.367		55.425	136.4	157.9	2:37.536		13	1:37.922	49.7	1:18.811		1:01.888	54.0	72.7	3:58.621	
7	53.518	60.3	58.953		57.776	139.5	163.6	2:50.247		14	50.750	118.6	50.884		56.475	133.8	157.9	2:38.109	

223 Carvalho-Moniz										BMW 2002									
lap	Sect-1	Speed	Sect-2	Speed	Sect-3	Speed	TopSpeed	laptime	pit	lap	Sect-1	Speed	Sect-2	Speed	Sect-3	Speed	Topspeed	laptime	pit
1	50.126	110.2	46.588		<u>51.122</u>	120.4	169.5	2:27.836		8	46.512	119.5	<u>46.299</u>	<u>89.6</u>	52.364	150.6	<u>194.2</u>	2:25.175	
2	46.347	119.3	47.247	87.0	52.570	<u>152.5</u>	168.0	2:26.164		9	47.691	95.4	46.620	83.2	Pit In	149.4	179.1	2:35.092	
3	<u>46.029</u>	119.1	46.594	82.7	51.998	148.1	179.4	<u>2:24.621</u>		10	Pit Out	91.3	54.246	75.5	57.709			5:16.500	
4	46.323	<u>136.9</u>	47.323	86.9	52.235	151.3	149.2	2:25.881		11	1:17.344	74.0	1:00.592	69.2	1:08.843	75.8	67.1	3:26.779	
5	47.506	90.5	47.998		54.062	127.2	176.2	2:29.566		12	1:08.496	86.2	58.773	74.2	1:06.994	83.5	95.8	3:14.263	
6	48.157	112.1	47.520	86.2	1:26.684	140.6	181.2	3:02.361		13	1:10.123	44.5	1:17.642	54.2	1:01.324	87.6	110.0	3:29.089	
7	1:22.964	53.4	59.838		55.740	61.6	64.8	3:18.542		14	53.784	111.1	52.348	83.5	56.037	145.7	159.8	2:42.169	

239 Hitchert-Ebsen										Alfa Romeo GTAm									
lap	Sect-1	Speed	Sect-2	Speed	Sect-3	Speed	TopSpeed	laptime	pit	lap	Sect-1	Speed	Sect-2	Speed	Sect-3	Speed	Topspeed	laptime	pit
1	46.947	135.7	43.911	93.7	50.310	122.4	178.2	2:21.168		9	43.106	134.2	43.253	97.1	<u>49.005</u>	162.9	197.4	2:15.364	
2	42.803	140.4	43.740	93.0	49.244	165.1	<u>202.2</u>	2:15.787		10	43.143	<u>155.2</u>	<u>42.787</u>	99.9	49.339	163.6	194.2	<u>2:15.269</u>	
3	44.523	144.2	44.201	94.5	49.099	165.9	198.2	2:17.823		11	43.673	153.4	42.843	101.6	Pit In	162.2	190.5	2:23.892	



Algarve Welcome Spring

Autódromo Internacional do Algarve

HISTORIC ENDURANCE

4 - 7 May 2023

Laps and Sector Times - Race 1 - 50min.

Autodromo Internacional Algarve - 4652mtr.

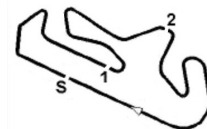
4	<u>42.789</u>	143.8	43.449	<u>103.2</u>	50.308	<u>167.4</u>	197.4	2:16.546	12	Pit Out	92.2	1:00.321	63.3	1:08.492			4:36.165		
5	43.106	145.9	44.418	91.0	52.107	164.4	198.9	2:19.631	13	1:09.259	81.1	58.316	68.7	1:06.766	81.1	95.7	3:14.341		
6	52.838	69.9	1:12.825	49.4	1:32.733	156.5	169.3	3:38.396	14	1:10.639	43.9	1:17.482	57.5	1:00.886	86.3	97.6	3:29.007		
7	1:23.831	50.8	59.186	69.1	56.069	54.5	61.8	3:19.086	15	46.292	128.9			47.469	85.0	53.911	150.6	182.7	2:27.672
8	48.802	141.9	43.774	99.6	49.578	121.6	173.4	2:22.154	16										

255 Carlos Alberto Oliveira										Lotus Elan 26R									
lap	Sect-1	Speed	Sect-2	Speed	Sect-3	Speed	TopSpeed	laptime	pit	lap	Sect-1	Speed	Sect-2	Speed	Sect-3	Speed	Topspeed	laptime	pit
1	50.880	113.6	48.082	96.5	53.509	130.4	155.6	2:37.950		9	45.007	110.3	45.289	88.3	<u>51.416</u>	168.2	187.8	<u>2:21.712</u>	
2	46.299	126.0	47.092	87.6	53.445	162.9	169.3	2:26.836		10	<u>44.549</u>	133.5	55.084	90.0	53.297	168.2	190.1	2:32.930	
3	45.861	122.3	<u>44.824</u>	98.6	52.793	163.6	<u>192.5</u>	2:23.478		11	47.239	125.4	47.988	82.2	Pit In	157.9	170.3	2:55.943	
4	45.519	<u>149.6</u>	45.734	92.8	52.014	167.4	183.7	2:23.267		12	Pit Out	102.4	54.887	<u>98.7</u>	58.045			4:22.805	
5	45.822	110.0	48.769	84.8	53.276	162.2	182.4	2:27.867		13	52.849	108.4	48.986	82.0	53.559	142.9	145.4	2:35.394	
6	48.233	120.1	48.051	83.9	1:26.306	147.5	153.0	3:02.590		14	59.045	47.2	1:19.661	63.3	59.406	151.3	173.4	3:18.112	
7	1:23.221	50.0	59.888	73.8	57.053	60.4	70.5	3:20.162		15	47.519	120.9	46.905	85.6	53.479	160.7	188.8	2:27.903	
8	45.164	133.0	45.937	81.1	52.048	161.4	189.5	2:23.149		16									

269 Pineau-Muytjens										Shelby Cobra Daytona									
lap	Sect-1	Speed	Sect-2	Speed	Sect-3	Speed	TopSpeed	laptime	pit	lap	Sect-1	Speed	Sect-2	Speed	Sect-3	Speed	Topspeed	laptime	pit
1	43.630	140.3	41.527	91.9	48.676	114.3	195.7	2:13.833		9	40.693	136.4	41.664	94.3	<u>47.999</u>	181.8	224.1	2:10.356	
2	40.501	136.2	<u>41.203</u>	<u>102.9</u>	48.294	186.5	218.2	<u>2:09.998</u>		10	40.647	141.2	41.609	100.0	Pit In	180.0	<u>225.0</u>	2:17.773	
3	40.997	135.2	41.442	96.6	48.171	187.5	216.0	2:10.610		11	Pit Out	112.0	52.502	86.3	58.701			4:20.895	
4	41.084	<u>144.6</u>	42.835	102.3	49.374	<u>189.5</u>	224.1	2:13.293		12	1:15.149	88.9	1:00.894	66.4	1:08.273	112.5	71.5	3:24.316	
5	41.088	139.7	42.464	87.2	58.175	183.7	220.4	2:21.727		13	1:09.262	70.2	58.224	68.9	1:05.976	75.5	95.7	3:13.462	
6	50.070	112.6	1:05.207	53.4	1:55.731	111.8	149.0	3:51.008		14	1:11.179	47.5	1:18.583	69.5	1:01.288	71.1	106.1	3:31.050	
7	1:24.051	84.8	49.505	94.1	48.674	57.7	65.2	3:02.230		15	46.543	130.1	44.350	99.1	52.700	145.2	193.2	2:23.593	
8	<u>40.419</u>	144.2	41.306	98.4	48.340	184.6	221.8	2:10.065		16									

317 dal Maso-Carvalho-da-Maso										Porsche 911 2.5 ST									
lap	Sect-1	Speed	Sect-2	Speed	Sect-3	Speed	TopSpeed	laptime	pit	lap	Sect-1	Speed	Sect-2	Speed	Sect-3	Speed	Topspeed	laptime	pit
1	48.320	126.9	46.805	88.1	<u>51.728</u>	124.6	172.0	2:26.853		8	48.473	125.6	46.891	85.4	53.284	146.9	180.6	2:28.648	
2	46.310	128.7	46.292	87.0	53.648	152.5	177.9	2:26.250		9	46.209	112.9	48.070	84.6	52.412	155.8	183.7	2:26.691	
3	45.922	127.1	46.490	82.4	52.383	<u>158.6</u>	<u>186.2</u>	2:24.795		10	<u>45.365</u>	135.7	<u>45.383</u>	92.2	51.762	155.2	180.9	<u>2:22.510</u>	
4	46.518	132.7	48.054	81.4	52.689	150.6	181.5	2:27.261		11	46.127	128.4	47.619	84.2	Pit In	155.2	181.2	2:53.286	
5	47.096	102.4	49.202	79.8	53.521	157.2	<u>186.2</u>	2:29.819		12	Pit Out	102.6	53.136	79.5	1:42.304			6:06.340	
6	48.556	126.2	47.505	80.2	1:26.758	144.0	156.7	3:02.819		13	1:38.286	49.2	1:18.715	55.5	1:01.603	56.6	72.0	3:58.604	
7	1:23.429	49.8	59.379	73.5	56.811	61.2	81.0	3:19.619		14	49.854	<u>138.6</u>	47.867	<u>94.1</u>	55.932	131.4	175.3	2:33.653	

327 Nuno Nunes										Porsche 911 SWB									
lap	Sect-1	Speed	Sect-2	Speed	Sect-3	Speed	TopSpeed	laptime	pit	lap	Sect-1	Speed	Sect-2	Speed	Sect-3	Speed	Topspeed	laptime	pit
1	47.743	136.2	<u>45.086</u>	<u>91.4</u>	51.176	128.1	177.3	2:24.005		9	Pit Out	135.0	45.939	84.8	51.533			3:52.556	
2	45.968	127.2	45.625	89.3	51.384	157.2	186.2	2:22.977		10	46.710	132.2	45.895	89.5	51.995	157.2	188.8	2:24.600	
3	45.127	137.8	46.224	89.3	51.378	160.7	193.5	2:22.729		11	46.700	132.4	1:09.331	58.8	1:23.579	155.8	188.2	3:19.610	
4	44.798	133.8	46.272	90.9	51.710	160.7	<u>195.7</u>	2:22.780		12	1:17.754	68.5	59.565	89.2	51.653	75.6	81.9	3:08.972	
5	<u>44.678</u>	<u>138.3</u>	48.442	85.4	53.943	<u>161.4</u>	195.3	2:27.063		13	45.297	125.3	45.669	87.9	<u>51.145</u>	159.3	194.9	<u>2:22.111</u>	
6	47.901	126.0	51.206	59.6	1:31.791	148.1	163.4	3:10.898		14	51.106	46.0	1:19.323	64.5	54.054	<u>161.4</u>	186.2	3:04.483	
7	1:24.203	53.8	58.738	67.0	56.924	60.3	61.9	3:19.865		15	46.336	137.6	45.741	87.5	53.409	160.7	192.2	2:25.486	



Algarve Welcome Spring

Autódromo Internacional do Algarve

HISTORIC ENDURANCE

4 - 7 May 2023

Laps and Sector Times - Race 1 - 50min.

Autodromo Internacional Algarve - 4652mtr.

8	46.094	134.2	46.450	87.9	Pit In	160.0	194.6	2:29.724	16				
---	--------	-------	--------	------	--------	-------	-------	----------	----	--	--	--	--

516 Guillaume-Maximilien										Ford Escort RS2000									
lap	Sect-1	Speed	Sect-2	Speed	Sect-3	Speed	TopSpeed	laptime	pit	lap	Sect-1	Speed	Sect-2	Speed	Sect-3	Speed	Topspeed	laptime	pit
1	47.941	126.0	<u>44.887</u>	86.3	51.582	125.9	175.0	2:24.410		9	47.521	106.6	45.259	93.3	51.976	150.6	181.8	2:24.756	
2	45.835	125.6	45.351	89.0	51.897	151.3	183.7	2:23.083		10	45.673	122.4	48.564	93.8	Pit In	148.1	178.8	2:33.736	
3	45.666	<u>133.3</u>	45.370	<u>94.8</u>	51.813	150.0	178.5	<u>2:22.849</u>		11	Pit Out	90.5	58.769	71.1	1:09.052			4:41.775	
4	45.388	130.3	46.494	88.1	51.832	151.9	184.6	2:23.714		12	1:18.210	72.8	1:01.982	85.8	1:00.417	78.3	79.2	3:20.609	
5	<u>44.611</u>	133.2	51.599	78.1	54.952	<u>154.5</u>	187.5	2:31.162		13	52.506	106.9	52.306	79.5	59.338	121.6	161.9	2:44.150	
6	50.200	112.7	46.723	83.7	1:31.319	137.9	146.7	3:08.242		14	50.337	115.0	49.681	85.3	56.363	137.9	172.2	2:36.381	
7	1:23.868	57.7	58.533	67.3	56.777	63.6	58.3	3:19.178		15	49.802	120.0	48.983	82.3	55.534	146.3	180.6	2:34.319	
8	48.409	118.4	45.740	89.1	<u>51.562</u>	<u>154.5</u>	<u>191.2</u>	2:25.711		16									