



## Algarve Welcome Spring

### Autódromo Internacional do Algarve

Group 1 + MINI

4 - 7 May 2023

Laps and Sector Times - Race 1 - 40min.

Autodromo Internacional Algarve - 4652mtr.

7 Paradelá-Pereira										Mini									
lap	Sect-1	Speed	Sect-2	Speed	Sect-3	Speed	TopSpeed	laptime	pit	lap	Sect-1	Speed	Sect-2	Speed	Sect-3	Speed	Topspeed	laptime	pit
1	55.850	121.5	52.913	90.5	57.015	101.1	139.7	2:48.986		8	52.140	123.9	51.744	88.0	Pit In	128.6	145.4	2:48.891	
2	56.658	77.6	1:08.294	65.7	1:32.471	122.0	133.8	3:37.423		9	Pit Out	124.6	52.009	93.7	56.982			4:02.244	
3	1:24.302	65.7	59.797	75.3	58.951	57.4	68.0	3:23.050		10	51.917	125.1	52.039	94.7	57.213	127.7	139.7	2:41.169	
4	51.839	116.9	51.548	85.9	56.645	131.9	151.0	2:40.032		11	51.557	125.7	51.472	90.4	57.437	126.8	145.9	2:40.466	
5	51.871	124.3	50.989	87.8	56.632	127.2	146.9	2:39.492		12	51.997	121.1	52.070	88.9	57.433	124.1	141.7	2:41.500	
6	52.425	121.5	52.973	90.5	56.905	126.8	149.0	2:42.303		13	52.370	114.5	51.899	90.5	56.869	127.2	140.8	2:41.138	
7	51.603	127.1	51.927	86.4	56.755	130.0	150.6	2:40.285		14	51.664	123.6	1:02.507	47.7	1:28.184	127.7	141.4	3:22.355	

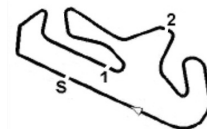
18 Dias-Silva										Mini									
lap	Sect-1	Speed	Sect-2	Speed	Sect-3	Speed	TopSpeed	laptime	pit	lap	Sect-1	Speed	Sect-2	Speed	Sect-3	Speed	Topspeed	laptime	pit
1	56.205	121.9	52.835	98.5	56.931	98.6	140.1	2:49.041		8	1:02.631	122.3	51.198	94.9	Pit In	125.0	141.5	2:58.279	
2	57.254	75.1	1:08.748	68.3	1:32.438	133.3	118.2	3:38.440		9	Pit Out	129.3	51.136	92.5	57.184			5:48.080	
3	1:24.401	60.2	59.505	73.4	58.651	63.4	69.5	3:22.557		10	51.260	131.7	51.315	90.2	57.174	123.7	139.7	2:39.749	
4	52.446	123.4	51.685	98.1	56.235	132.4	154.9	2:40.366		11	52.063	132.5	51.400	91.8	57.155	122.0	140.4	2:40.618	
5	51.172	120.8	51.353	91.5	56.106	129.0	149.4	2:38.631		12	53.494	107.7	53.775	83.7	1:00.608	125.4	142.1	2:47.877	
6	51.516	131.2	50.984	96.9	57.257	129.0	147.1	2:39.757		13	1:14.157	61.4	1:15.957	48.2	1:29.078	113.2	77.5	3:59.192	
7	51.045	131.9	51.416	99.4	57.340	128.1	146.1	2:39.801		14									

19 João Silva										Mini									
lap	Sect-1	Speed	Sect-2	Speed	Sect-3	Speed	TopSpeed	laptime	pit	lap	Sect-1	Speed	Sect-2	Speed	Sect-3	Speed	Topspeed	laptime	pit
1	56.299	115.5	1:09.387		1:01.302	100.3	137.4	3:10.497		8	53.125	108.3	53.960		Pit In	125.4	141.0	2:56.267	
2	56.103	100.7	55.283		1:31.538	122.9	140.6	3:22.924		9	Pit Out	111.5	53.044		58.539			4:06.718	
3	1:25.000	51.5	1:00.377		1:00.758	60.8	88.0	3:26.135		10	53.479	113.3	52.700		58.372	121.6	138.8	2:44.551	
4	53.043	113.0	52.949		59.329	125.0	147.9	2:45.321		11	53.293	114.2	53.372		59.420	120.4	138.3	2:46.085	
5	53.645	117.3	52.901		58.420	127.7	142.9	2:44.966		12	58.427	69.5	1:12.450		1:32.333	126.8	124.3	3:43.210	
6	52.715	117.9	52.863		58.740	125.4	146.3	2:44.318		13	1:18.314	69.5	1:14.546		1:29.387	68.4	76.4	4:02.247	
7	53.427	121.5	53.074		57.884	123.3	142.9	2:44.385		14									

42 António Gago										Mini									
lap	Sect-1	Speed	Sect-2	Speed	Sect-3	Speed	TopSpeed	laptime	pit	lap	Sect-1	Speed	Sect-2	Speed	Sect-3	Speed	Topspeed	laptime	pit
1	55.533	119.2	51.954	87.4	58.218	102.0	140.4	2:48.684		8	51.503	120.1	51.254	83.5	Pit In	130.9	150.0	2:49.401	
2	56.356	78.9	1:08.151	59.8	1:32.561	119.2	138.3	3:37.068		9	Pit Out	125.1	51.129	97.4	57.090			4:03.529	
3	1:24.273	66.3	59.760	77.3	59.513	55.4	69.8	3:23.546		10	51.555	127.2	50.681	95.0	57.966	124.6	142.7	2:40.202	
4	53.574	117.1	52.944	87.4	56.291	130.4	152.8	2:42.809		11	51.630	130.3	50.639	95.4	57.511	123.7	141.2	2:39.780	
5	51.127	129.5	50.475	90.8	56.293	129.0	149.4	2:37.895		12	51.760	109.9	52.352	91.4	58.613	123.3	141.5	2:42.725	
6	51.682	117.8	52.221	89.0	56.382	130.9	151.0	2:40.285		13	52.299	116.4	51.186	92.9	57.809	122.0	140.3	2:41.294	
7	51.430	121.1	51.115	87.0	56.528	129.5	149.6	2:39.073		14	51.767	126.0	1:02.425	47.1	1:27.301	122.9	141.2	3:21.493	

62 Tomás Pinto Abreu										Mini									
lap	Sect-1	Speed	Sect-2	Speed	Sect-3	Speed	TopSpeed	laptime	pit	lap	Sect-1	Speed	Sect-2	Speed	Sect-3	Speed	Topspeed	laptime	pit
1										1									

502 Gaspar-Mayer Gaspar										VW Golf GTI									
lap	Sect-1	Speed	Sect-2	Speed	Sect-3	Speed	TopSpeed	laptime	pit	lap	Sect-1	Speed	Sect-2	Speed	Sect-3	Speed	Topspeed	laptime	pit
1		144.2	44.635	92.9	50.022		153.4	2:18.877		9	44.625	149.2	44.465	101.1	Pit In	154.5	173.4	2:28.134	
2	1:10.732	85.9	1:11.181	59.9	1:32.974	137.9	129.7	3:54.887		10	Pit Out	137.4	46.275	92.9	51.758			3:52.006	



## Algarve Welcome Spring

### Autódromo Internacional do Algarve

**Group 1 + MINI**
**4 - 7 May 2023**
**Laps and Sector Times - Race 1 - 40min.**
**Autodromo Internacional Algarve - 4652mtr.**

3	1:21.758	81.9	58.123	85.6	52.582	64.6	73.1	3:12.463	11	45.418	131.5	47.949	86.3	51.597	144.6	172.8	2:24.964
4	<u>43.992</u>	146.5	44.450	94.7	<u>49.837</u>	153.2	179.4	<u>2:18.279</u>	12	45.793	130.0	47.531	83.4	51.732	145.7	173.4	2:25.056
5	44.093	147.9	44.354	94.2	49.975	153.8	<u>180.3</u>	2:18.422	13	45.297	147.5	50.909	78.9	56.190	145.2	173.9	2:32.396
6	44.119	146.9	<u>44.305</u>	99.9	49.914	152.5	179.7	2:18.338	14	51.213	108.1	53.806	72.4	57.611	142.3	147.7	2:42.630
7	44.305	149.0	45.011	94.7	49.896	153.8	169.5	2:19.212	15	1:13.793	74.6	1:15.980	50.3	1:29.398	119.2	76.2	3:59.171
8	44.439	<u>153.0</u>	44.517	<u>102.5</u>	49.971	151.3	172.0	2:18.927	16								

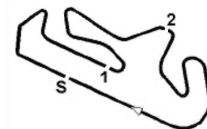
508 Paulo Vieira									Ford Escort Mk2 RS2000											
lap	Sect-1	Speed	Sect-2	Speed	Sect-3	Speed	TopSpeed	laptime	pit	lap	Sect-1	Speed	Sect-2	Speed	Sect-3	Speed	Topspeed	laptime	pit	
1		145.4	<u>43.454</u>	103.6	<u>48.175</u>		<u>162.4</u>	<u>2:13.491</u>		2										

515 António Veiga Lopes									Ford Escort RS 2000										
lap	Sect-1	Speed	Sect-2	Speed	Sect-3	Speed	TopSpeed	laptime	pit	lap	Sect-1	Speed	Sect-2	Speed	Sect-3	Speed	Topspeed	laptime	pit
1		141.5	47.083	97.2	54.870		153.8	2:30.982		9	<u>45.411</u>	144.2	46.786	105.9	53.371	148.1	176.5	2:25.568	
2	1:04.532	79.8	1:09.838	62.3	1:32.429	144.0	108.8	3:46.799		10	45.743	<u>155.6</u>	45.800	107.6	53.762	147.5	178.8	<u>2:25.305</u>	
3	1:22.779	81.3	1:00.521	81.4	56.024	59.3	75.0	3:19.324		11	46.027	150.4	46.092	105.2	54.061	145.7	178.2	2:26.180	
4	46.373	142.5	46.655	91.6	54.262	<u>151.9</u>	<u>180.9</u>	2:27.290		12	45.904	145.6	46.952	<u>110.5</u>	54.578	146.3	177.6	2:27.434	
5	46.653	141.9	47.483	95.9	54.665	144.0	179.7	2:28.801		13	1:03.028	77.9	1:11.192	75.3	1:01.097	140.6	157.9	3:15.317	
6	46.981	145.6	46.560	94.7	53.894	144.0	176.2	2:27.435		14	53.496	112.9	50.835	97.6	59.589	124.6	146.7	2:43.920	
7	46.661	150.8	<u>45.604</u>	96.6	Pit In	146.3	169.8	<u>2:34.109</u>		15	54.956	119.5	52.950	92.2	58.961	115.4	126.0	2:46.867	
8	Pit Out	141.7	46.040	100.6	<u>53.101</u>			4:03.326		16									

520 Ribeiro-Correia									Datsun 1200										
lap	Sect-1	Speed	Sect-2	Speed	Sect-3	Speed	TopSpeed	laptime	pit	lap	Sect-1	Speed	Sect-2	Speed	Sect-3	Speed	Topspeed	laptime	pit
1		116.0	53.777	92.2	58.987		129.8	2:50.983		8	52.666	124.3	51.344	93.3	<u>57.286</u>	124.1	140.4	2:41.296	
2	56.151	79.8	1:09.177	59.0	1:32.014	<u>130.0</u>	134.7	3:37.342		9	52.926	125.4	51.581	89.8	57.651	125.4	142.5	2:42.158	
3	1:24.809	58.0	59.277	75.9	1:00.849	60.2	68.1	3:24.935		10	<u>52.088</u>	128.4	<u>50.961</u>	91.0	57.694	125.4	144.0	<u>2:40.743</u>	
4	53.301	116.8	52.938	87.3	57.753	125.4	<u>149.2</u>	2:43.992		11	53.621	<u>131.4</u>	51.433	<u>100.0</u>	57.470	122.4	139.4	2:42.524	
5	53.774	119.9	52.674	88.2	57.313	127.7	147.3	2:43.761		12	52.599	110.1	58.738	76.9	1:03.137	123.3	141.7	2:54.474	
6	53.670	124.4	52.551	94.3	Pit In	128.1	146.3	<u>2:51.211</u>		13	58.144	95.8	54.015	85.5	57.672	101.1	122.7	2:49.831	
7	Pit Out	100.8	52.571	85.0	57.556			4:05.094		14	55.520	98.3	54.300	79.0	1:01.811	124.6	129.0	2:51.631	

521 Rui Azevedo									Ford Escort RS 2000										
lap	Sect-1	Speed	Sect-2	Speed	Sect-3	Speed	TopSpeed	laptime	pit	lap	Sect-1	Speed	Sect-2	Speed	Sect-3	Speed	Topspeed	laptime	pit
1		143.2	43.261	100.4	<u>47.899</u>		173.4	<u>2:12.813</u>		9	42.494	150.4	42.562	95.7	48.711	162.9	197.4	2:13.767	
2	59.044	72.7	1:25.344	59.1	1:32.886	<u>167.4</u>	198.2	3:57.274		10	42.534	147.9	42.831	97.8	48.638	165.9	197.1	2:14.003	
3	1:20.301	81.3	59.530	92.2	51.895	71.1	73.3	3:11.726		11	42.886	145.9	<u>42.503</u>	99.3	48.876	161.4	196.7	2:14.265	
4	42.573	145.2	42.757	94.9	48.394	164.4	<u>205.7</u>	2:13.724		12	43.037	148.6	43.319	100.1	Pit In	158.6	189.8	2:25.799	
5	<u>42.115</u>	150.8	43.031	89.3	48.210	165.1	199.6	2:13.356		13	Pit Out	142.7	43.908	104.3	51.559			2:43.286	
6	42.611	142.7	43.068	89.4	48.544	162.9	199.6	2:14.223		14	47.791	131.5	56.307	59.8	1:31.264	128.1	154.5	3:15.362	
7	42.718	144.2	43.739	92.6	Pit In	165.9	193.9	<u>2:25.256</u>		15	1:18.867	65.9	1:15.302	59.6	1:28.264	70.9	74.1	4:02.433	
8	Pit Out	<u>151.9</u>	42.686	<u>110.1</u>	48.690			3:41.598		16									

522 Ventura-Cunha									Datsun 1200										
lap	Sect-1	Speed	Sect-2	Speed	Sect-3	Speed	TopSpeed	laptime	pit	lap	Sect-1	Speed	Sect-2	Speed	Sect-3	Speed	Topspeed	laptime	pit
1	Pit Out	110.3	53.510	96.1	1:02.063			2:45.185		8	Pit Out	121.6	52.368	92.8	58.047			4:12.685	
2	53.960	112.9	59.303	59.7	1:31.967	122.4	143.8	3:25.230		9	53.690	<u>130.3</u>	<u>52.249</u>	90.0	57.713	119.2	137.1	2:43.652	
3	1:24.287	50.9	1:00.510	87.8	59.597	60.8	85.9	3:24.394		10	52.833	125.4	52.320	<u>99.5</u>	<u>57.361</u>	119.6	137.8	<u>2:42.514</u>	



## Algarve Welcome Spring

### Autódromo Internacional do Algarve

Group 1 + MINI

4 - 7 May 2023

Laps and Sector Times - Race 1 - 40min.

Autodromo Internacional Algarve - 4652mtr.

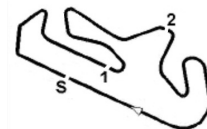
4	53.299	116.0	53.969	91.9	59.963	<u>126.3</u>	<u>148.1</u>	2:47.231	11	<u>52.715</u>	125.3	52.526	95.2	58.578	120.4	138.8	2:43.819
5	52.989	122.4	52.705	96.4	57.490	124.1	144.6	2:43.184	12	57.543	75.3	1:13.024	56.5	1:32.282	122.4	139.7	3:42.849
6	53.237	121.8	52.435	94.2	57.824	124.6	144.4	2:43.496	13	1:18.024	68.9	1:14.580	62.7	1:29.664	70.0	73.5	4:02.268
7	53.887	128.0	52.258	89.6	Pit In	121.6	140.4	2:58.512	14								

524 Rui Silva Carvalho										Porsche 924									
lap	Sect-1	Speed	Sect-2	Speed	Sect-3	Speed	TopSpeed	laptime	pit	lap	Sect-1	Speed	Sect-2	Speed	Sect-3	Speed	Topspeed	laptime	pit
1		122.0	49.079	89.7	53.313		149.2	2:33.112		8	48.948	136.4	<u>47.658</u>	90.9	52.476	144.0	170.3	2:29.082	
2	1:06.035	71.4	1:09.346	56.8	1:32.223	<u>145.7</u>	107.6	3:47.604		9	47.364	<u>142.1</u>	48.378	92.7	52.719	145.2	171.4	2:28.461	
3	1:23.497	72.2	1:01.495	76.2	55.574	62.5	70.3	3:20.566		10	47.432	121.3	48.454	91.8	<u>52.470</u>	<u>145.7</u>	172.5	<u>2:28.356</u>	
4	48.474	116.0	48.694	95.7	53.217	141.7	172.8	2:30.385		11	<u>47.221</u>	<u>142.1</u>	49.269	90.2	52.735	<u>145.7</u>	172.0	2:29.225	
5	48.713	117.4	48.027	<u>97.6</u>	53.143	145.2	<u>174.2</u>	2:29.883		12	48.125	125.0	48.201	93.8	53.094	144.6	171.2	2:29.420	
6	49.088	128.1	48.115	96.6	Pit In	142.9	170.9	2:38.596		13	55.377	68.8	1:12.063	58.9	1:32.096	144.0	145.6	3:39.536	
7	Pit Out	128.3	48.161	91.7	52.712			3:51.584		14	1:18.833	67.0	1:14.411	63.8	1:29.294	65.3	75.2	4:02.538	

533 Rui Ribeiro										Ford Escort RS 2000									
lap	Sect-1	Speed	Sect-2	Speed	Sect-3	Speed	TopSpeed	laptime	pit	lap	Sect-1	Speed	Sect-2	Speed	Sect-3	Speed	Topspeed	laptime	pit
1		148.4	42.746	99.7	51.857		164.4	2:15.335		9	Pit Out	151.0	<u>42.614</u>	99.9	48.671			3:44.729	
2	1:12.614	84.0	1:11.231	61.9	1:33.181	110.4	126.2	3:57.026		10	42.273	<u>152.8</u>	43.185	97.1	48.834	162.2	194.6	2:14.292	
3	1:20.612	82.3	58.514	80.8	50.810	72.6	72.8	3:09.936		11	42.862	137.8	43.145	101.6	48.657	162.2	194.6	2:14.664	
4	42.782	135.0	43.125	98.1	48.398	<u>169.0</u>	<u>203.0</u>	2:14.305		12	<u>42.012</u>	150.0	42.820	100.0	<u>48.325</u>	164.4	195.7	<u>2:13.157</u>	
5	42.516	141.7	43.356	97.6	48.738	<u>169.0</u>	202.6	2:14.610		13	42.484	142.9	43.170	99.7	49.335	165.9	199.3	2:14.989	
6	42.119	142.3	43.109	94.3	48.628	165.9	200.4	2:13.856		14	1:03.256	76.9	1:12.844	59.5	1:32.745	162.2	130.9	3:48.845	
7	42.397	141.9	43.338	<u>102.6</u>	48.785	165.9	199.6	2:14.520		15	1:18.274	75.3	1:13.753	63.5	1:29.062	66.2	78.1	4:01.089	
8	43.645	146.1	43.463	92.3	Pit In	162.2	197.1	2:22.560		16									

538 Moura-Duarte										VW Golf MK1									
lap	Sect-1	Speed	Sect-2	Speed	Sect-3	Speed	TopSpeed	laptime	pit	lap	Sect-1	Speed	Sect-2	Speed	Sect-3	Speed	Topspeed	laptime	pit
1		123.0	46.754	93.3	52.909		145.2	2:27.644		9	47.847	129.7	46.167	106.4	<u>52.505</u>	139.5	162.4	2:26.519	
2	1:06.514	78.8	1:10.469	61.5	1:32.222	126.8	108.0	3:49.205		10	47.360	137.1	<u>45.732</u>	<u>115.3</u>	52.989	139.5	162.2	<u>2:26.081</u>	
3	1:22.692	83.0	59.297	88.7	52.737	58.2	75.9	3:14.726		11	46.987	<u>141.0</u>	47.932	105.6	53.821	139.5	162.9	2:28.740	
4	<u>46.915</u>	128.9	47.793	90.8	52.666	<u>144.6</u>	<u>172.5</u>	2:27.374		12	46.920	133.7	46.633	108.9	54.766	140.1	164.9	2:28.319	
5	47.457	129.8	47.418	88.0	52.775	142.3	169.8	2:27.650		13	1:02.358	78.4	1:11.237	74.0	1:00.776	126.3	143.6	3:14.371	
6	47.319	121.3	48.751	91.1	52.947	140.6	168.2	2:29.017		14	53.858	104.7	50.740	93.1	59.485	118.8	144.2	2:44.083	
7	48.567	130.9	47.367	91.8	Pit In	139.0	159.5	2:37.408		15	55.430	119.5	52.874	87.7	58.888	110.8	121.1	2:47.192	
8	Pit Out	113.0	48.717	100.7	53.251			4:01.192		16									

539 Sardo-Cavaco										Porsche 924									
lap	Sect-1	Speed	Sect-2	Speed	Sect-3	Speed	TopSpeed	laptime	pit	lap	Sect-1	Speed	Sect-2	Speed	Sect-3	Speed	Topspeed	laptime	pit
1		122.7	50.545	89.3	56.540		144.0	2:40.304		8	52.058	108.2	51.777	93.3	54.812	142.3	169.8	2:38.647	
2	1:00.303	72.6	1:08.991	58.8	1:31.934	141.7	156.1	3:41.228		9	50.465	<u>129.0</u>	49.416	88.6	55.077	141.2	168.5	2:34.958	
3	1:23.752	72.9	1:01.353	77.1	59.322	63.9	68.8	3:24.427		10	<u>48.669</u>	121.1	<u>48.971</u>	<u>97.7</u>	55.143	<u>144.6</u>	<u>173.1</u>	<u>2:32.783</u>	
4	49.774	122.3	51.154	84.4	57.720	141.2	169.8	2:38.648		11	49.338	120.1	51.429	95.2	<u>54.424</u>	140.6	169.8	2:35.191	
5	50.278	120.9	51.530	88.0	58.133	136.4	166.2	2:39.941		12	51.778	86.6	53.740	88.5	56.807	141.7	171.4	2:42.325	
6	51.040	111.9	52.511	80.8	Pit In	136.4	162.2	2:50.415		13	53.418	105.9	51.581	84.8	55.639	126.8	134.8	2:40.638	
7	Pit Out	114.2	50.991	86.3	56.168			4:18.782		14	55.165	92.9	1:06.018	48.6	1:27.405	134.8	113.4	3:28.588	



## Algarve Welcome Spring

### Autódromo Internacional do Algarve

Group 1 + MINI

4 - 7 May 2023

Laps and Sector Times - Race 1 - 40min.

Autodromo Internacional Algarve - 4652mtr.

540 Matos-Matos									VW Golf GTI											
lap	Sect-1	Speed	Sect-2	Speed	Sect-3	Speed	TopSpeed	laptime	pit	lap	Sect-1	Speed	Sect-2	Speed	Sect-3	Speed	Topspeed	laptime	pit	
1		126.3	48.673	88.7	53.184		144.8	2:30.935		8	47.613	137.1	47.858	<u>98.5</u>	Pit In	140.1	163.1		2:37.261	
2	1:06.126	78.7	1:09.530	61.5	1:31.982	<u>142.9</u>	100.2	3:47.638		9	Pit Out	132.7	48.016	90.9	52.737				3:56.631	
3	1:23.531	75.5	1:00.369	86.5	55.448	65.5	74.6	3:19.348		10	47.474	138.3	48.283	90.8	53.303	140.1	162.9		2:29.060	
4	48.511	121.8	48.291	91.8	53.817	141.7	166.9	2:30.619		11	47.770	123.6	47.843	89.9	52.563	136.4	159.8		2:28.176	
5	47.418	136.7	47.577	92.6	53.053	141.7	<u>168.2</u>	2:28.048		12	46.992	<u>140.3</u>	47.510	89.5	53.070	142.3	163.9		2:27.572	
6	<u>46.926</u>	137.4	<u>47.209</u>	92.7	<u>52.462</u>	141.7	<u>168.2</u>	<u>2:26.597</u>		13	59.890	75.5	1:12.733	56.0	1:32.425	137.9	153.6		3:45.048	
7	47.065	139.0	47.485	95.7	52.572	141.2	165.4	2:27.122		14	1:18.298	72.9	1:14.128	60.5	1:29.159	67.7	75.1		4:01.585	

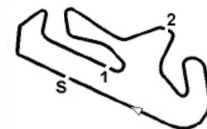
541 Jorge Rodrigues									Datsun 1200											
lap	Sect-1	Speed	Sect-2	Speed	Sect-3	Speed	TopSpeed	laptime	pit	lap	Sect-1	Speed	Sect-2	Speed	Sect-3	Speed	Topspeed	laptime	pit	
1	56.550	118.7	52.924	96.7	58.866	92.3	132.7	2:48.576		8	Pit Out	118.6	52.732	<u>99.3</u>	58.206				4:05.157	
2	55.444	80.5	1:08.356	59.2	1:32.260	124.6	145.7	3:36.060		9	53.346	127.2	52.845	94.8	58.211	120.4	138.5		2:44.402	
3	1:24.563	65.3	59.721	80.8	59.923	59.1	67.2	3:24.207		10	<u>52.717</u>	114.6	52.802	94.6	58.518	120.8	140.4		2:44.037	
4	53.834	123.1	53.518	88.5	<u>57.666</u>	125.4	<u>145.9</u>	2:45.018		11	53.222	122.9	52.666	98.7	58.930	120.8	136.9		2:44.818	
5	52.798	119.5	52.784	93.1	57.757	<u>126.8</u>	144.4	<u>2:43.339</u>		12	53.786	110.7	53.883	89.4	1:01.718	120.0	137.2		2:49.387	
6	53.269	120.8	<u>52.274</u>	96.9	58.325	123.7	142.9	2:43.868		13	58.780	101.9	54.501	87.4	58.096	106.5	117.0		2:51.377	
7	52.890	<u>128.0</u>	52.454	93.7	Pit In	122.0	139.7	2:50.305		14	54.830	99.9	53.995	92.0	1:01.158	121.2	137.6		2:49.983	

549 Mira Gomes-Afoito									Ford Escort RS 2000											
lap	Sect-1	Speed	Sect-2	Speed	Sect-3	Speed	TopSpeed	laptime	pit	lap	Sect-1	Speed	Sect-2	Speed	Sect-3	Speed	Topspeed	laptime	pit	
1		129.8	45.852	89.1	52.277		157.7	2:23.419		9	44.722	136.9	<u>44.685</u>	90.2	51.163	160.0	187.5		<u>2:20.570</u>	
2	1:08.753	81.6	1:10.918	61.7	1:32.769	155.2	118.0	3:52.440		10	44.405	130.9	45.408	86.8	51.513	156.5	185.9		2:21.326	
3	1:22.332	85.0	57.714	82.8	52.983	63.6	78.2	3:13.029		11	46.030	137.8	45.865	90.1	51.103	156.5	186.2		2:22.998	
4	45.211	132.4	46.749	89.9	<u>50.898</u>	158.6	192.9	2:22.858		12	45.077	135.8	45.158	92.1	51.447	157.2	185.9		2:21.682	
5	45.923	123.7	45.869	86.1	51.540	<u>162.9</u>	<u>194.6</u>	2:23.332		13	<u>44.122</u>	139.7	53.539	85.1	58.031	157.2	187.5		2:35.692	
6	45.413	<u>144.0</u>	45.330	90.9	51.001	162.2	193.5	2:21.744		14	56.018	103.9	53.527	87.6	58.507	106.8	118.2		2:48.052	
7	44.400	127.5	46.105	87.7	Pit In	157.9	187.2	2:30.247		15	56.834	107.7	1:06.475	52.3	1:28.197	103.7	112.9		3:31.506	
8	Pit Out	141.2	45.180	<u>93.8</u>	51.228			3:56.214		16										

559 Marques-Monteiro									Autobianchi A 112 Abarth										
lap	Sect-1	Speed	Sect-2	Speed	Sect-3	Speed	TopSpeed	laptime	pit	lap	Sect-1	Speed	Sect-2	Speed	Sect-3	Speed	Topspeed	laptime	pit

565 Matos-Santa-Bárbara									Datsun 1200											
lap	Sect-1	Speed	Sect-2	Speed	Sect-3	Speed	TopSpeed	laptime	pit	lap	Sect-1	Speed	Sect-2	Speed	Sect-3	Speed	Topspeed	laptime	pit	
1		122.4	52.359	95.2	57.659		132.5	2:47.668		8	Pit Out	122.3	52.227	92.2	57.805				4:08.780	
2	55.212	70.6	1:08.233	59.3	1:32.085	<u>130.0</u>	151.0	3:35.530		9	54.543	124.3	51.535	95.3	57.353	121.6	137.6		2:43.431	
3	1:24.152	64.1	1:00.446	77.5	59.579	60.3	69.9	3:24.177		10	53.110	121.6	52.395	88.0	57.578	122.0	139.5		2:43.083	
4	52.846	124.4	<u>51.479</u>	90.9	56.532	<u>130.0</u>	<u>152.5</u>	2:40.857		11	53.037	127.4	51.999	<u>95.7</u>	57.618	121.6	139.5		2:42.654	
5	<u>52.028</u>	126.2	51.702	88.2	<u>56.399</u>	128.6	148.4	<u>2:40.129</u>		12	56.291	89.3	1:00.169	75.2	1:03.418	121.2	138.8		2:59.878	
6	52.151	<u>127.7</u>	52.704	92.7	56.427	127.2	147.3	2:41.282		13	57.118	113.7	54.426	89.9	57.926	104.7	122.2		2:49.470	
7	52.192	118.9	52.535	94.8	Pit In	125.4	143.6	2:50.413		14	55.220	107.4	54.147	90.2	1:02.667	121.6	138.1		2:52.034	

567 Alberto Xavier									Datsun 1200											
lap	Sect-1	Speed	Sect-2	Speed	Sect-3	Speed	TopSpeed	laptime	pit	lap	Sect-1	Speed	Sect-2	Speed	Sect-3	Speed	Topspeed	laptime	pit	
1	Pit Out	115.6	51.419	94.2	59.210			2:38.767		8	2:05.168	122.4	51.399	<u>98.2</u>	Pit In	129.0	145.7		3:59.781	



## Algarve Welcome Spring

### Autódromo Internacional do Algarve

Group 1 + MINI

4 - 7 May 2023

Laps and Sector Times - Race 1 - 40min.

Autodromo Internacional Algarve - 4652mtr.

2	56.248	107.5	1:04.160	56.5	1:32.119	121.6	142.7	3:32.527	9	Pit Out	<u>133.7</u>	50.497	92.5	56.351			4:47.175
3	1:24.777	49.7	59.155	90.5	59.959	61.3	78.9	3:23.891	10	<u>50.807</u>	128.7	1:06.613	90.6	1:00.578	129.0	144.0	2:57.998
4	51.209	130.4	50.475	89.7	56.169	123.7	150.2	2:37.853	11	56.141	108.7	55.821	95.6	59.020	97.0	115.0	2:50.982
5	51.516	132.2	<u>49.888</u>	94.8	<u>55.371</u>	133.3	151.3	<u>2:36.775</u>	12	55.668	108.9	53.320	94.0	59.049	104.7	117.9	2:48.037
6	51.364	132.8	52.468	88.6	56.010	<u>135.3</u>	<u>155.6</u>	2:39.842	13	55.882	111.1	1:06.400	51.9	1:28.999	106.2	118.0	3:31.281
7	50.889	123.9	51.988	88.9	56.311	129.5	147.5	2:39.188	14								

569 Francisco Marrão									Datsun 1200										
lap	Sect-1	Speed	Sect-2	Speed	Sect-3	Speed	TopSpeed	laptime	pit	lap	Sect-1	Speed	Sect-2	Speed	Sect-3	Speed	Topspeed	laptime	pit
1	55.981	125.6	51.781	95.9	58.658	95.0	135.0	2:47.160		8	52.268	130.4	52.075	88.2	Pit In	126.8	143.0	2:48.969	
2	56.399	81.6	1:08.226	58.5	1:32.025	125.9	132.5	3:36.650		9	Pit Out	124.6	51.874	96.0	57.838			4:11.905	
3	1:24.340	63.4	1:00.217	81.4	59.442	60.8	71.1	3:23.999		10	52.746	126.2	<u>51.391</u>	93.5	57.857	122.0	139.9	2:41.994	
4	53.160	122.3	53.277	90.7	57.608	<u>129.0</u>	<u>152.1</u>	2:44.045		11	52.253	<u>133.5</u>	51.453	<u>97.8</u>	57.911	122.4	139.7	2:41.617	
5	52.762	123.1	51.569	94.4	57.251	126.8	146.3	2:41.582		12	54.731	98.4	59.473	76.9	1:03.329	122.9	139.9	2:57.533	
6	52.340	126.6	51.691	88.0	57.567	125.4	145.6	2:41.598		13	57.557	111.5	54.234	84.1	57.769	102.9	120.4	2:49.560	
7	<u>52.129</u>	128.7	51.718	91.4	<u>57.249</u>	125.0	144.6	<u>2:41.096</u>		14	55.349	102.2	54.142	86.3	1:02.467	122.9	133.8	2:51.958	

577 Sampaio-Sampaio									Datsun 1200										
lap	Sect-1	Speed	Sect-2	Speed	Sect-3	Speed	TopSpeed	laptime	pit	lap	Sect-1	Speed	Sect-2	Speed	Sect-3	Speed	Topspeed	laptime	pit
1	1:00.589	116.4	55.980	82.7	1:01.294	90.5	131.5	2:58.498		4	<u>54.884</u>	<u>122.6</u>	<u>54.055</u>	92.8	<u>1:00.258</u>	<u>123.7</u>	<u>143.6</u>	<u>2:49.197</u>	
2	56.072	109.2	1:03.905	58.7	1:31.852	122.4	142.7	3:31.829		5	55.520	117.5	54.976	<u>93.4</u>	1:01.627	121.2	141.9	2:52.123	
3	1:24.110	54.4	1:00.005	82.6	1:00.456	62.9	78.6	3:24.571		6									

587 Cabral Menezes-Mello Breyner									VW Golf GTI										
lap	Sect-1	Speed	Sect-2	Speed	Sect-3	Speed	TopSpeed	laptime	pit	lap	Sect-1	Speed	Sect-2	Speed	Sect-3	Speed	Topspeed	laptime	pit
1		130.8	45.768	<u>101.6</u>	53.098		150.6	2:26.100		9	47.675	127.8	46.343	96.3	51.588	144.0	168.8	2:25.606	
2	1:07.266	78.9	1:10.392	55.4	1:32.681	108.1	116.3	3:50.339		10	46.246	<u>145.2</u>	45.894	92.3	51.402	146.9	171.7	2:23.542	
3	1:22.286	82.1	59.085	87.0	51.382	57.1	83.8	3:12.753		11	45.904	138.6	45.952	97.9	51.763	145.7	171.7	2:23.619	
4	<u>44.857</u>	143.0	46.125	94.1	<u>50.916</u>	<u>153.2</u>	<u>181.5</u>	2:21.898		12	45.441	143.6	<u>45.391</u>	95.7	50.976	146.9	171.7	<u>2:21.808</u>	
5	46.155	139.2	45.743	96.1	51.387	150.0	177.9	2:23.285		13	46.352	128.0	47.708	81.4	56.302	149.4	176.2	2:30.362	
6	46.136	137.1	46.041	94.8	51.186	146.3	176.2	2:23.363		14	56.274	94.7	53.937	85.0	57.273	103.7	119.2	2:47.484	
7	48.001	133.5	46.371	95.7	Pit In	150.0	159.1	2:33.834		15	57.835	99.4	1:05.738	51.8	1:27.743	101.1	111.6	3:31.316	
8	Pit Out	131.2						3:50.011		16									

588 Cerveira Pinto-Pedro Liberal									VW Golf GTI										
lap	Sect-1	Speed	Sect-2	Speed	Sect-3	Speed	TopSpeed	laptime	pit	lap	Sect-1	Speed	Sect-2	Speed	Sect-3	Speed	Topspeed	laptime	pit
1		127.4	<u>44.964</u>	101.2	<u>50.451</u>		154.9	<u>2:21.350</u>		7	Pit Out	127.2	47.116	98.3	51.743			4:22.559	
2	1:09.916	81.8	1:10.499	56.1	1:32.644	146.9	124.3	3:53.059		8	46.144	123.4	47.023	97.1	50.981	153.2	177.0	2:24.148	
3	1:22.323	83.7	58.057	83.2	51.898	63.9	77.5	3:12.278		9	46.523	131.1	45.927	<u>102.9</u>	52.405	152.5	179.1	2:24.855	
4	<u>45.553</u>	126.2	45.146	99.6	50.932	155.2	<u>184.6</u>	2:21.631		10	49.146	118.3	47.061	95.6	51.058	151.9	177.6	2:27.265	
5	45.928	128.9	47.043	97.6	52.939	155.8	182.7	2:25.910		11	45.675	130.0	48.503	102.5	51.676	151.9	180.3	2:25.854	
6	47.918	119.3	52.794	96.9	Pit In	<u>156.5</u>	182.1	2:41.196		12									

589 Ricardo Marcelino									Datsun 1200										
lap	Sect-1	Speed	Sect-2	Speed	Sect-3	Speed	TopSpeed	laptime	pit	lap	Sect-1	Speed	Sect-2	Speed	Sect-3	Speed	Topspeed	laptime	pit
1								3:26.277		7								2:42.823	
2								<u>2:40.578</u>		8								2:42.277	
3								2:42.051		9								2:42.930	

