

Algarve Welcome Spring Autódromo Internacional do Algarve

GT-CER

4 - 7 May 2023

Laps and Sector Times - Free Practice 2

Autodromo Internacional Algarve - 4652mtr.

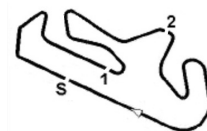
2 Josep Borrell Daniel										Renault Clio Cup IV									
lap	Sect-1	Speed	Sect-2	Speed	Sect-3	Speed	TopSpeed	laptime	pit	lap	Sect-1	Speed	Sect-2	Speed	Sect-3	Speed	Topspeed	laptime	pit
1	Pit Out	113.3	50.495	73.3	58.865			2:36.237		11	39.883	161.7	40.623	91.3	45.646	172.2	204.5	2:06.152	
2	42.599	134.8	43.850	86.3	48.022	164.4	192.2	2:14.471		12	40.079	154.9	41.453	89.5	46.477	171.4	203.8	2:08.009	
3	40.190	152.3	40.636	104.7	46.494	167.4	201.1	2:07.320		13	39.856	162.2	40.089	92.9	45.687	169.8	201.9	2:05.632	
4	39.837	151.3	41.527	88.5	46.220	171.4	202.6	2:07.584		14	39.702	163.6	40.175	99.0	47.776	173.9	205.3	2:07.653	
5	39.927	156.5	40.741	97.4	45.698	172.2	204.2	2:06.366		15	10:15.851	161.7	42.910	80.6	1:01.966	173.9	206.9	12:00.727	
6	40.127	154.7	40.858	95.1	46.119	173.1	203.8	2:07.104		16	40.422	155.6	44.664	85.2	53.113	169.0	204.9	2:18.199	
7	39.940	166.4	40.447	100.5	45.879	169.0	202.2	2:06.266		17	39.707	163.4	41.163	89.7	46.478	171.4	203.4	2:07.348	
8	39.775	159.1	40.553	93.0	45.498	173.1	204.9	2:05.826		18	39.729	159.8	40.507	92.8	46.746	172.2	205.7	2:06.982	
9	40.277	160.7	41.693	100.8	49.263	173.9	206.5	2:11.233		19	39.553	168.2	40.519	91.7	45.892	171.4	203.4	2:05.964	
10	39.864	161.4	40.390	95.8	45.943	173.1	204.9	2:06.197		20									

8 V. Alvarez-J. Rodríguez										Renault Clio Cup IV									
lap	Sect-1	Speed	Sect-2	Speed	Sect-3	Speed	TopSpeed	laptime	pit	lap	Sect-1	Speed	Sect-2	Speed	Sect-3	Speed	Topspeed	laptime	pit
1	Pit Out	100.4	49.382	81.6	55.229			2:27.673		10	40.748	141.0	40.664	103.5	46.777	170.6	203.0	2:08.189	
2	45.698	107.0	46.402	81.4	52.958	162.2	172.8	2:25.058		11	41.265	145.2	40.885	98.8	47.950	177.3	204.9	2:10.100	
3	44.666	123.1	43.573	90.8	50.430	160.7	185.9	2:18.669		12	41.878	141.2	41.278	90.8	Pit In	168.2	198.2	2:16.993	
4	43.017	128.1	44.226	91.4	48.486	159.3	196.0	2:15.729		13	Pit Out	153.0	41.824	103.3	48.429			14:17.168	
5	42.014	130.0	42.112	97.1	47.230	163.6	200.4	2:11.356		14	41.184	140.3	41.426	104.7	46.783	169.0	198.9	2:09.393	
6	41.806	135.7	41.666	102.5	47.563	173.1	200.7	2:11.035		15	40.740	144.8	40.869	102.2	46.723	172.2	205.3	2:08.332	
7	41.382	138.1	41.434	97.9	46.626	173.1	203.8	2:09.442		16	40.550	158.6	40.582	106.9	46.231	169.8	203.0	2:07.363	
8	41.155	137.4	41.934	96.2	46.911	173.9	202.6	2:10.000		17	40.205	160.0	40.763	102.3	46.407	173.9	202.2	2:07.375	
9	45.166	125.9	41.524	94.2	46.296	169.8	204.5	2:12.986		18									

11 F. Alcalde-Gómez										Renault Clio Cup IV									
lap	Sect-1	Speed	Sect-2	Speed	Sect-3	Speed	TopSpeed	laptime	pit	lap	Sect-1	Speed	Sect-2	Speed	Sect-3	Speed	Topspeed	laptime	pit
1	Pit Out	104.5	51.420	80.3	55.034			2:39.759		10	40.679	156.5	40.517	82.8	Pit In	175.6	207.3	2:14.868	
2	45.787	123.1	46.867	74.6	52.467	168.2	199.6	2:25.121		11	Pit Out	139.0	42.169	104.0	46.948			3:37.154	
3	43.427	125.7	43.121	84.4	47.959	167.4	194.9	2:14.507		12	43.041	147.7	41.569	102.0	46.677	170.6	204.2	2:11.287	
4	43.154	138.1	41.276	95.8	46.757	173.1	203.0	2:11.187		13	44.744	143.8	41.176	108.9	47.623	170.6	203.4	2:13.543	
5	40.140	151.3	40.696	99.6	46.385	175.6	207.7	2:07.221		14	9:43.135	142.5	41.117	105.2	46.586	173.9		11:10.838	
6	40.956	141.5	40.993	85.2	46.147	173.1	206.5	2:08.096		15	40.387	150.8	40.763	98.1	51.095	172.2	204.9	2:12.245	
7	39.804	151.9	40.586	85.0	45.519	175.6	206.1	2:05.909		16	40.876	154.3	40.708	103.0	45.970	172.2	205.3	2:07.554	
8	39.644	150.8	40.824	81.5	45.445	177.3	208.5	2:05.913		17	40.015	155.2	41.610	93.9	46.828	173.1	205.7	2:08.453	
9	39.887	148.1	40.951	78.5	45.536	176.5	206.5	2:06.374		18	39.907	155.2	40.370	102.7	46.342	175.6	207.3	2:06.619	

19 M. Amores-Smörg										BMW M2 C S Racing.									
lap	Sect-1	Speed	Sect-2	Speed	Sect-3	Speed	TopSpeed	laptime	pit	lap	Sect-1	Speed	Sect-2	Speed	Sect-3	Speed	Topspeed	laptime	pit
1	Pit Out	107.6	46.137	88.2	48.996			2:19.955		10	38.564	165.1	38.721	120.8	46.014	193.5	233.3	2:03.299	
2	39.431	150.6	39.708	104.8	45.496	189.5	235.8	2:04.635		11	38.324	170.9	38.569	123.1	45.104	191.5	236.3	2:01.997	
3	38.428	153.8	40.201	102.0	45.413	190.5	238.9	2:04.042		12	38.590	162.9	39.330	117.9	45.214	194.6	237.9	2:03.134	
4	38.080	154.9	38.686	110.2	45.012	192.5	239.5	2:01.778		13	38.617	163.6	39.379	115.8	Pit In	195.7	238.9	2:11.237	
5	38.278	156.3	42.019	90.9	50.804	193.5	239.5	2:11.101		14	Pit Out	151.3	43.217	102.7	53.504			12:48.702	
6	37.776	163.9	38.654	103.6	44.731	192.5	240.0	2:01.161		15	42.203	158.1	40.673	108.3	46.276	155.8	193.9	2:09.152	
7	38.237	159.5	39.129	112.4	Pit In	195.7	240.5	2:10.811		16	37.725	180.0	38.715	118.2	44.820	195.7	235.8	2:01.260	
8	Pit Out	162.9	39.696	124.7	46.508			3:54.430		17	37.462	180.3	37.675	112.9	44.141	202.2	244.9	1:59.278	





Algarve Welcome Spring

Autódromo Internacional do Algarve

GT-CER

4 - 7 May 2023

Laps and Sector Times - Free Practice 2

Autodromo Internacional Algarve - 4652mtr.

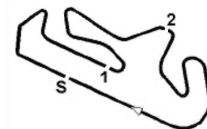
9	41.802	156.3	39.512	117.3	45.996	<u>209.3</u>	210.9	2:07.310	18	<u>37.340</u>	172.5	41.140	112.1	Pit In	200.0	244.3	2:20.149
---	--------	-------	--------	-------	--------	--------------	-------	----------	----	---------------	-------	--------	-------	--------	-------	-------	----------

21		G. Guillen-V. Gil								BMW M2 CS Racing.									
lap	Sect-1	Speed	Sect-2	Speed	Sect-3	Speed	TopSpeed	laptime	pit	lap	Sect-1	Speed	Sect-2	Speed	Sect-3	Speed	Topspeed	laptime	pit
1	Pit Out	100.5	53.910	75.9	56.374			2:36.120		10	Pit Out	168.8	39.885	106.3	45.451			4:58.620	
2	42.662	149.0	41.810	98.5	46.962	174.8	211.4	2:11.434		11	37.515	159.3	38.694	103.8	43.916	195.7	242.2	2:00.125	
3	39.258	172.2	38.897	107.7	44.834	191.5	238.9	2:02.989		12	41.597	136.4	38.904	109.6	43.874	197.8	241.6	2:04.375	
4	37.689	170.9	38.666	109.1	44.184	195.7	243.2	2:00.539		13	37.131	165.1	38.429	104.4	44.476	197.8	241.6	2:00.036	
5	37.644	176.8	37.722	115.3	47.643	197.8	245.5	2:03.009		14	10:08.334	149.0	40.904	100.4	45.159	195.7	242.2	11:34.397	
6	38.419	175.0	38.372	102.1	44.258	198.9	245.5	2:01.049		15	37.920	166.9	38.591	106.3	43.946	193.5	240.0	2:00.457	
7	37.271	<u>200.7</u>	40.240	109.8	44.101	198.9	246.0	2:01.612		16	37.056	178.8	37.824	104.9	50.338	200.0	245.5	2:05.218	
8	37.121	175.6	<u>37.094</u>	<u>117.4</u>	44.181	198.9	244.9	<u>1:58.396</u>		17	36.941	180.9	38.184	105.0	1:00.841	200.0	245.5	2:15.966	
9	37.279	196.7	48.619	108.2	Pit In	<u>202.2</u>	<u>248.8</u>	2:24.943		18	<u>36.929</u>	176.8	37.948	102.3	<u>43.793</u>	196.7	242.7	1:58.670	

23		C. Casas-Alexandre								Renault Clio Cup IV									
lap	Sect-1	Speed	Sect-2	Speed	Sect-3	Speed	TopSpeed	laptime	pit	lap	Sect-1	Speed	Sect-2	Speed	Sect-3	Speed	Topspeed	laptime	pit
1	Pit Out	113.8	50.178	71.7	58.720			2:36.244		10	43.299	156.7	44.781	109.8	51.019	152.5	184.0	2:19.099	
2	44.255	140.6	42.641	93.9	48.323	165.1	192.9	2:15.219		11	41.177	155.4				170.6	201.9	2:13.676	
3	42.230	132.2	42.168	100.3	<u>47.950</u>	171.4	<u>204.2</u>	2:12.348		12	<u>40.915</u>	164.4	45.599	105.6	49.754	<u>172.2</u>	<u>204.2</u>	2:16.268	
4	42.084	135.8	42.049	104.1	47.959	169.0	200.7	2:12.092		13	11:01.772	126.2	46.916	71.5	51.127	171.4	202.2	12:39.815	
5	41.795	163.4	42.701	98.5	48.992	169.0	200.4	2:13.488		14	44.255	<u>172.8</u>	55.214	104.9	49.183	167.4	163.4	2:28.652	
6	41.550	136.7	42.273	93.1	48.256	167.4	201.9	2:12.079		15	41.625	172.0	52.025	100.3	48.532	169.0	198.2	2:22.182	
7	41.636	142.7	<u>41.563</u>	105.8	48.020	169.0	<u>204.2</u>	<u>2:11.219</u>		16	42.036	162.9				169.0	199.3	2:16.782	
8	45.807	135.0	44.185	92.6	Pit In	170.6	203.0	2:30.223		17	43.451	155.4			41.577	<u>307.7</u>	49.577	170.6	2:14.605
9	Pit Out	103.4	55.098	101.3	1:02.393			4:34.876		18									

24		Camara-Gelado								BMW M240i Racing									
lap	Sect-1	Speed	Sect-2	Speed	Sect-3	Speed	TopSpeed	laptime	pit	lap	Sect-1	Speed	Sect-2	Speed	Sect-3	Speed	Topspeed	laptime	pit
1	Pit Out	109.0	55.315	92.1	54.663			2:53.609		11	39.414	<u>173.4</u>	39.912	99.5	45.793	178.2	219.5	2:05.119	
2	40.475	143.4	41.867	89.4	45.690	175.6	214.7	2:08.032		12	39.410	161.2	40.102	104.1	45.716	184.6	221.8	2:05.228	
3	39.034	153.4	40.508	94.8	45.589	182.7	222.7	2:05.131		13	39.528	160.0	40.740	<u>120.0</u>	53.240	180.0	220.0	2:13.508	
4	39.411	160.7	39.680	98.5	46.790	<u>185.6</u>	222.2	2:05.881		14	45.046	130.4	44.407	87.9	Pit In	182.7	217.3	2:26.610	
5	40.805	151.5	41.964	95.3	46.300	184.6	221.8	2:09.069		15	Pit Out	145.4	41.486	99.1	48.916			11:06.652	
6	39.407	151.7	40.236	100.1	45.870	184.6	<u>223.6</u>	2:05.513		16	39.172	148.8	41.410	97.8	47.461	182.7	223.1	2:08.043	
7	39.552	157.9	<u>39.392</u>	111.6	45.959	179.1	220.4	2:04.903		17	39.137	148.8	39.927	101.7	45.782	183.7	222.7	2:04.846	
8	39.230	161.9	39.616	102.1	45.881	182.7	222.7	2:04.727		18	38.655	166.4	40.397	106.6	<u>44.985</u>	183.7	222.7	2:04.037	
9	39.138	154.5	41.823	98.3	49.169	184.6	222.2	2:10.130		19	<u>38.631</u>	163.1	39.414	107.6	45.349	184.6	222.7	<u>2:03.394</u>	
10	39.791	169.8	40.647	103.3	47.223	181.8	220.4	2:07.661		20									

27		Cádiz-Gomez								Renault Clio Cup IV									
lap	Sect-1	Speed	Sect-2	Speed	Sect-3	Speed	TopSpeed	laptime	pit	lap	Sect-1	Speed	Sect-2	Speed	Sect-3	Speed	Topspeed	laptime	pit
1	Pit Out	93.6	50.989	78.2	55.012			2:36.579		10	41.369	142.3	40.863	111.3	47.209	168.2	200.7	2:09.441	
2	45.888	108.5	46.348	79.2	52.538	164.4	185.2	2:24.774		11	43.719	106.3	44.449	91.3	Pit In	171.4	204.5	2:29.262	
3	44.583	114.0	43.538	82.8	49.106	168.2	188.2	2:17.227		12	Pit Out	136.5	41.257	114.0	46.778			4:42.900	
4	42.424	124.0	43.741	91.8	50.211	170.6	204.9	2:16.376		13	9:58.845	143.4	41.460	99.6	46.775	172.2	202.2	11:27.080	
5	41.531	136.4	41.795	100.2	48.181	171.4	204.5	2:11.507		14	40.234	148.4	41.481	100.3	<u>46.139</u>	170.6	201.5	2:07.854	
6	41.526	145.0	41.706	95.7	47.217	170.6	201.5	2:10.449		15	<u>40.211</u>	<u>156.1</u>	<u>39.962</u>	<u>115.9</u>	47.620	172.2	202.6	2:07.793	



Algarve Welcome Spring

Autódromo Internacional do Algarve

GT-CER
4 - 7 May 2023
Laps and Sector Times - Free Practice 2
Autodromo Internacional Algarve - 4652mtr.

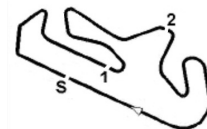
7	41.186	138.6	41.741	86.0	47.010	172.2	204.5	2:09.937	16	40.462	150.4	41.019	96.2	46.181	<u>173.9</u>	<u>207.7</u>	<u>2:07.662</u>
8	41.063	141.0	41.754	99.3	47.387	173.1	203.0	2:10.204	17	40.364	153.0	40.346	108.7	Pit In	172.2	204.5	2:18.794
9	43.943	135.2	41.375	102.9	47.998	172.2	204.2	2:13.316	18								

33 Belzunce-Telleria										Mini Racer										
lap	Sect-1	Speed	Sect-2	Speed	Sect-3	Speed	TopSpeed	laptime	pit	lap	Sect-1	Speed	Sect-2	Speed	Sect-3	Speed	Topspeed	laptime	pit	
1	Pit Out	117.1	47.930	93.0	52.098			2:31.747		10	Pit Out	149.0	44.593	103.1	48.610				4:08.031	
2	45.200	145.4	44.435	104.3	50.086	160.7	184.0	2:19.721		11	41.836	160.0	42.732	100.4	<u>47.490</u>	167.4	200.4	<u>2:12.058</u>		
3	46.049	143.8	44.353	108.7	52.644	162.9	190.5	2:23.046		12	41.662	162.2	42.477	97.4	48.150	<u>169.8</u>	200.4	2:12.289		
4	43.355	145.4	44.142	93.8	48.920	164.4	198.9	2:16.417		13	<u>11:17.992</u>	150.6	43.492	109.4	48.333	169.0	199.6	12:49.817		
5	43.116	148.6	42.984	106.0	50.322	165.9	198.9	2:16.422		14	42.158	141.7	42.470	108.8	48.613	166.7	198.5	2:13.241		
6	43.901	155.6	43.306	104.1	48.480	169.0	<u>203.0</u>	2:15.687		15	41.678	<u>170.1</u>	42.600	<u>109.8</u>	48.649	168.2	199.6	2:12.927		
7	42.697	151.3	42.516	105.3	47.981	166.7	200.4	2:13.194		16	42.036	156.3	<u>42.411</u>	103.9	48.447	166.7	197.8	2:12.894		
8	42.612	157.2	42.527	105.2	48.856	167.4	185.2	2:13.995		17	48.101	93.8	55.011	85.6	Pit In	168.2	199.3	2:55.158		
9	47.782	104.8	47.930	94.1	Pit In	164.4	184.6	2:37.605		18										

36 Sindin-Fernandez										Audi TT									
lap	Sect-1	Speed	Sect-2	Speed	Sect-3	Speed	TopSpeed	laptime	pit	lap	Sect-1	Speed	Sect-2	Speed	Sect-3	Speed	Topspeed	laptime	pit
1	Pit Out	82.2	57.042	77.6	1:02.164			2:54.032		9	46.785	112.1	49.395	88.5	Pit In	157.2	180.3	2:40.709	
2	49.000	104.9	48.002	91.8	54.724	151.9	154.7	2:31.726		10	Pit Out	126.8	47.316	86.1	55.446			5:31.484	
3	48.778	113.9	46.696	84.4	51.933	159.3	173.1	2:27.407		11	9:35.677	135.2	48.371	77.3	56.070	163.6	201.1	11:20.118	
4	45.100	113.1	1:01.133	91.6	Pit In	160.7	173.6	2:56.408		12	41.814	152.3	42.477	97.2	48.128	165.1	201.9	2:12.419	
5	Pit Out	115.6	47.739	89.7	54.166			4:43.447		13	41.302	151.3	41.827	94.9	48.912	164.4	201.5	2:12.041	
6	48.527	128.0	45.023	91.8	51.927	159.3	156.5	2:25.477		14	41.052	<u>163.1</u>	41.521	98.5	47.516	166.7	202.6	2:10.089	
7	45.823	124.4	47.724	90.5	51.044	158.6	178.5	2:24.591		15	<u>40.887</u>	159.8	<u>40.751</u>	100.8	<u>46.858</u>	<u>167.4</u>	<u>203.8</u>	<u>2:08.496</u>	
8	47.385	126.3	45.680	95.3	51.684	162.2	184.0	2:24.749		16									

63 Miguel González										CUPRA TCR DSG									
lap	Sect-1	Speed	Sect-2	Speed	Sect-3	Speed	TopSpeed	laptime	pit	lap	Sect-1	Speed	Sect-2	Speed	Sect-3	Speed	Topspeed	laptime	pit
1	Pit Out	112.7	42.153	92.1	45.511			2:11.121		10	41.180	126.2	41.712	98.3	44.021	196.7	234.8	2:06.913	
2	38.959	131.5	39.640	92.2	43.735	189.5	229.3	2:02.334		11	42.073	128.0	40.792	92.5	45.440	197.8	233.8	2:08.305	
3	37.700	140.3	38.181	102.8	<u>43.199</u>	194.6	230.3	1:59.080		12	40.018	139.4	38.880	95.2	Pit In	182.7	208.9	2:13.386	
4	<u>37.261</u>	150.8	39.768	87.9	44.829	193.5	231.8	2:01.858		13	Pit Out	126.2	43.025	94.4	44.342			6:39.995	
5	38.199	145.6	38.494	97.6	45.240	196.7	234.8	2:01.933		14	9:13.954	137.4	41.520	96.6	44.948	194.6		10:40.422	
6	37.301	150.8	<u>38.116</u>	98.2	43.460	197.8	<u>236.3</u>	<u>1:58.877</u>		15	38.768	136.5	39.797	<u>105.7</u>	45.043	193.5	233.3	2:03.608	
7	38.962	130.8	41.724	103.9	46.283	195.7	233.3	2:06.969		16	38.506	149.2	39.798	103.6	43.640	182.7	228.3	2:01.944	
8	37.608	<u>155.2</u>	38.181	95.4	44.122	195.7	234.3	1:59.911		17	37.844	142.3	41.498	104.2	Pit In	<u>198.9</u>	235.8	2:13.319	
9	42.109	127.7	46.273	92.2	48.776	189.5	221.3	2:17.158		18									

101 Nobs-Amrouche										Vortex V8									
lap	Sect-1	Speed	Sect-2	Speed	Sect-3	Speed	TopSpeed	laptime	pit	lap	Sect-1	Speed	Sect-2	Speed	Sect-3	Speed	Topspeed	laptime	pit
1	Pit Out	158.1	40.425	98.0	44.841			2:04.342		11	Pit Out	166.2	37.621	113.1	43.780			2:32.573	
2	37.440	177.0	36.639	115.0	46.697	197.8	236.3	2:00.776		12	36.735	161.0	37.808	109.5	43.583	198.9	238.9	1:58.126	
3	36.930	178.8	37.168	115.3	43.286	196.7	237.9	1:57.384		13	36.486	166.2	37.188	111.0	43.643	201.1	243.2	1:57.317	
4	36.563	175.3	36.861	102.3	43.671	201.1	239.5	1:57.095		14	36.618	158.8	38.235	114.0	44.110	201.1	242.2	1:58.963	
5	37.914	165.9	37.659	111.8	43.643	<u>206.9</u>	<u>246.6</u>	1:59.216		15	9:48.016	165.6	37.177	115.9	43.500	200.0	238.9	11:08.693	
6	35.872	186.2	36.455	111.3	43.781	204.5	244.9	1:56.108		16	36.403	179.4	36.698	114.4	43.260	196.7	235.3	1:56.361	



Algarve Welcome Spring

Autódromo Internacional do Algarve

GT-CER

4 - 7 May 2023

Laps and Sector Times - Free Practice 2

Autodromo Internacional Algarve - 4652mtr.

7	35.431	183.7	36.545	94.2	43.404	204.5	243.2	<u>1:55.380</u>	17	36.482	181.8	36.537	110.1	42.904	196.7	235.8	1:55.923
8	35.679	186.5	<u>35.931</u>	<u>119.9</u>	44.279	201.1	240.0	1:55.889	18	36.204	184.0	36.464	117.0	42.731	200.0	242.7	1:55.399
9	38.591	<u>196.7</u>	38.859	106.4	Pit In	195.7	238.9	<u>2:10.148</u>	19	37.003	171.4	37.093	108.4	<u>42.653</u>	200.0	238.9	1:56.749
10	Pit Out	118.9	40.198	106.2	Pit In			4:08.305	20	36.243	175.0	36.311	119.5	43.071	201.1	240.5	1:55.625

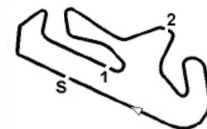
104 J. Silva-P. Silva										Porsche 991-2 GT3 CUP									
lap	Sect-1	Speed	Sect-2	Speed	Sect-3	Speed	TopSpeed	laptime	pit	lap	Sect-1	Speed	Sect-2	Speed	Sect-3	Speed	Topspeed	laptime	pit
1	Pit Out	135.0	40.733	99.4	48.154			2:14.254		10	Pit Out	152.1	38.388	84.7	43.565			4:54.171	
2	38.695	133.0	38.349	107.2	42.717	200.0	239.5	1:59.761		11	37.389	174.5	35.762	109.5	41.018	214.3	259.6	1:54.169	
3	36.381	175.6	37.164	114.9	42.369	208.1	259.0	1:55.914		12	34.734	190.1	35.897	117.4	42.273	215.6	262.1	1:52.904	
4	35.705	189.8	35.845	109.8	41.476	209.3	256.5	1:53.026		13	34.627	181.8	<u>34.537</u>	<u>118.0</u>	<u>40.701</u>	215.6	262.1	<u>1:49.865</u>	
5	34.967	188.5	36.351	113.6	42.463	211.8	260.2	1:53.781		14	<u>34.331</u>	186.9	34.776	116.8	Pit In	216.9	262.1	1:55.199	
6	35.355	185.6	35.872	96.3	43.552	211.8	261.5	1:54.779		15	Pit Out	145.9	40.607	95.6	45.774			11:30.174	
7	34.802	<u>203.0</u>	36.482	108.4	41.977	211.8	260.2	1:53.261		16	37.592	139.0	43.142	94.1	49.474	209.3	255.3	2:10.208	
8	34.926	189.1	35.215	114.4	40.782	209.3	259.6	1:50.923		17	39.513	134.5	41.785	94.9	Pit In	167.4	213.9	2:18.997	
9	37.355	186.5	35.325	110.0	Pit In	<u>218.2</u>	<u>266.7</u>	<u>1:58.761</u>		18									

105 Posser-Caetano										Porsche 991-2 GT3 CUP									
lap	Sect-1	Speed	Sect-2	Speed	Sect-3	Speed	TopSpeed	laptime	pit	lap	Sect-1	Speed	Sect-2	Speed	Sect-3	Speed	Topspeed	laptime	pit
1	Pit Out	130.6	43.359	82.4	46.697			2:11.256		11	35.922	169.8	36.812	98.2	42.016	210.5	259.0	1:54.750	
2	38.414	155.6	38.450	90.1	44.665	205.7	237.4	2:01.529		12	35.832	161.2	38.022	97.8	Pit In	210.5	259.0	2:07.390	
3	36.598	166.7	37.164	91.4	43.610	206.9	255.9	1:57.372		13	Pit Out	161.2	36.474	112.3	41.166			3:28.224	
4	36.291	162.4	37.224	90.4	44.694	208.1	255.9	1:58.209		14	35.224	175.9	35.567	115.6	<u>40.771</u>	214.3	<u>260.9</u>	<u>1:51.562</u>	
5	38.273	157.7	42.968	95.7	46.352	203.4	248.3	2:07.593		15	9:37.350	146.9	38.003	109.5	47.287	<u>215.6</u>	255.3	11:02.640	
6	37.495	177.0	37.860	92.5	Pit In	209.3	229.3	2:11.176		16	38.461	161.4	46.310	89.2	44.721	161.4	223.6	2:09.492	
7	Pit Out	146.9	41.026	93.5	46.355			3:40.631		17	35.634	166.9	<u>35.390</u>	111.2	42.037	214.3	<u>260.9</u>	1:53.061	
8	39.609	159.3	37.257	96.2	45.694	188.5	213.0	2:02.560		18	35.263	176.2	35.539	<u>117.5</u>	42.089	214.3	248.3	1:52.891	
9	36.454	163.6	36.905	95.0	43.264	208.1	255.3	1:56.623		19	<u>35.167</u>	<u>177.6</u>	35.558	112.1	41.862	213.0	259.6	1:52.587	
10	36.487	167.2	36.901	98.8	43.442	208.1	257.1	1:56.830		20									

108 Javier Ibran Pardo										Porsche 991-2 GT3 CUP									
lap	Sect-1	Speed	Sect-2	Speed	Sect-3	Speed	TopSpeed	laptime	pit	lap	Sect-1	Speed	Sect-2	Speed	Sect-3	Speed	Topspeed	laptime	pit
1	Pit Out	112.0	43.832	97.3	45.549			2:13.359		10	36.471	181.5	35.861	96.9	41.630	215.6	248.3	<u>1:53.962</u>	
2	36.752	151.3	36.988	104.8	44.633	208.1	255.9	1:58.373		11	<u>34.782</u>	180.6	35.965	108.7	43.791	216.9	262.1	1:54.538	
3	35.788	166.7	36.590	105.0	41.904	209.3	257.1	1:54.282		12	36.128	182.1	39.277	102.3	43.207	208.1	257.1	1:58.612	
4	36.350	170.9	38.226	94.6	45.216	216.9	263.4	1:59.792		13	36.586	185.2	<u>35.736</u>	<u>115.5</u>	42.689	215.6	261.5	1:55.011	
5	38.146	156.5	37.551	97.8	42.804	209.3	259.0	1:58.501		14	36.235	187.2	35.857	111.7	44.163	211.8	259.0	1:56.255	
6	36.560	181.2	36.477	107.2	43.143	214.3	248.3	1:56.180		15	36.269	185.9	36.136	92.2	42.255	198.9	251.7	1:54.660	
7	35.430	159.1	37.357	105.2	Pit In	214.3	260.2	2:07.499		16	9:46.765	154.3	38.780	103.3	44.022	<u>218.2</u>	<u>264.7</u>	11:09.567	
8	Pit Out	179.7	36.180	112.7	<u>41.407</u>			3:35.561		17	37.489	<u>192.9</u>	38.540	97.9	Pit In	214.3	262.1	2:11.680	
9	34.915	184.3	37.280	103.2	43.451	216.9	262.8	1:55.646		18	Pit Out	157.7	38.038	112.0	Pit In			2:47.881	

110 Blanco-Crespo										Porsche 991-1 GT3 CUP (PAGID)									
lap	Sect-1	Speed	Sect-2	Speed	Sect-3	Speed	TopSpeed	laptime	pit	lap	Sect-1	Speed	Sect-2	Speed	Sect-3	Speed	Topspeed	laptime	pit
1	Pit Out	142.5	40.052	104.9	44.647			2:02.934		5	34.786	192.2	35.471	115.0	<u>40.808</u>	213.0	255.9	1:51.065	
2	36.411	167.4	37.542	102.2	44.379	201.1	243.2	1:58.332		6	34.423	186.2	<u>34.986</u>	117.1	40.847	213.0	257.8	<u>1:50.256</u>	
3	45.963	133.2	40.340	110.0	Pit In	183.7	163.9	2:19.747		7	<u>34.146</u>	<u>193.9</u>	34.994	<u>118.9</u>	41.136	<u>214.3</u>	<u>258.4</u>	1:50.276	





Algarve Welcome Spring

Autódromo Internacional do Algarve

GT-CER

4 - 7 May 2023

Laps and Sector Times - Free Practice 2

Autodromo Internacional Algarve - 4652mtr.

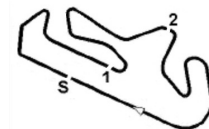
4	Pit Out	184.6	35.959	112.1	42.043		5:23.294	8				204.5	252.9	31: 36.208
---	---------	-------	--------	-------	--------	--	----------	---	--	--	--	-------	-------	------------

111 Ortega-Ybarra										Audi R8 GT2									
lap	Sect-1	Speed	Sect-2	Speed	Sect-3	Speed	TopSpeed	laptme	pit	lap	Sect-1	Speed	Sect-2	Speed	Sect-3	Speed	Topspeed	laptme	pit
1	Pit Out	100.2	43.776	94.5	48.415			2:17.158		9	<u>33.670</u>	189.8	<u>33.627</u>	<u>117.5</u>	<u>39.350</u>	209.3	264.1	<u>1:46.647</u>	
2	40.784	141.7	37.323	101.9	42.326	190.5	202.2	2:00.433		10	36.443	143.0	39.794	104.7	Pit In	<u>225.0</u>	<u>275.5</u>	2:17.813	
3	35.129	139.4	35.869	109.2	41.244	214.3	266.0	1:52.242		11	Pit Out	153.8	37.230	106.7	42.905			5:02.023	
4	35.079	169.5	34.303	114.0	40.541	219.5	244.9	1:49.923		12	10:17.034	155.8	36.914	99.4	43.573	215.6	266.0	11:37.521	
5	36.268	167.4	35.501	105.8	41.192	219.5	243.2	1:52.961		13	36.736	188.5	35.987	100.0	43.515	214.3	267.3	1:56.238	
6	37.164	138.8	38.263	105.9	Pit In	220.9	273.4	2:07.487		14	36.448	<u>191.8</u>	37.957	103.0	43.879	214.3	262.1	1:58.284	
7	Pit Out	172.0	35.212	104.7	40.254			7:42.352		15	36.093	176.8	38.853	110.5	43.797	214.3	267.3	1:58.743	
8	35.529	175.0	34.233	111.1	40.294	219.5	269.3	1:50.056		16	35.780	190.5	36.759	94.6	46.470	211.8	263.4	1:59.009	

114 Henk Van Zoest										Porsche 991-1 GT3 CUP (PAGID)									
lap	Sect-1	Speed	Sect-2	Speed	Sect-3	Speed	TopSpeed	laptme	pit	lap	Sect-1	Speed	Sect-2	Speed	Sect-3	Speed	Topspeed	laptme	pit
1	Pit Out	120.5	44.903	94.8	50.615			2:22.203		8	36.467	162.7	36.945	<u>117.4</u>	42.904	204.5	254.1	1:56.316	
2	39.037	143.0	39.381	101.8	46.401	196.7	240.5	2:04.819		9	36.518	162.7	36.406	112.6	<u>42.760</u>	<u>208.1</u>	<u>254.7</u>	1:55.684	
3	37.087	166.9	38.754	110.7	Pit In	200.0	248.8	2:11.293		10	10:35.427	145.7	39.311	113.4	43.928	204.5	252.3	11:58.666	
4	Pit Out	159.3	38.089	104.4	44.568			4:09.466		11	36.983	157.2	36.742	111.0	43.849	205.7	253.5	1:57.574	
5	37.544	150.6	38.293	101.7	44.147	202.2	250.0	1:59.984		12	<u>36.047</u>	166.9	37.039	113.6	43.085	203.4	251.2	1:56.171	
6	36.784	158.1	37.641	96.3	44.024	204.5	251.7	1:58.449		13	36.425	<u>173.6</u>	36.506	100.9	42.801	204.5	251.2	1:55.732	
7	36.879	167.7	37.062	105.1	43.270	202.2	250.6	1:57.211		14	36.371	169.0	<u>36.080</u>	109.1	42.918	204.5	251.7	<u>1:55.369</u>	

115 Duran Olive-Lao Cornago										Mercedes AMG GT4									
lap	Sect-1	Speed	Sect-2	Speed	Sect-3	Speed	TopSpeed	laptme	pit	lap	Sect-1	Speed	Sect-2	Speed	Sect-3	Speed	Topspeed	laptme	pit
1	Pit Out	133.0	43.378	94.3	46.909			2:13.090		10	Pit Out	153.4	36.783	119.6	Pit In			4:13.355	
2	39.346	156.1	39.160	93.8	42.662	196.7	227.4	2:01.168		11	Pit Out	162.9	35.820	126.6	41.222			2:32.400	
3	37.814	160.0	37.468	127.1	42.397	200.0	241.6	1:57.679		12	35.495	172.8	35.422	124.4	42.156	203.4	244.3	1:53.073	
4	35.466	177.3	35.982	114.6	41.268	203.4	244.3	1:52.716		13	36.077	168.2	35.840	<u>127.2</u>	41.296	201.1	243.8	1:53.213	
5	38.521	160.2	38.417	121.5	41.531	<u>205.7</u>	<u>245.5</u>	1:58.469		14	35.640	170.1	35.609	120.7	<u>40.965</u>	203.4	<u>245.5</u>	<u>1:52.214</u>	
6	35.581	<u>185.6</u>	36.285	108.5	43.686	201.1	242.7	1:55.552		15	10:31.042	154.7	<u>37.952</u>	103.4	Pit In	202.2	242.2	11:56.841	
7	37.576	182.4	36.866	112.4	42.938	189.5	237.4	1:57.380		16	Pit Out	168.5	36.271	118.2	Pit In			3:32.080	
8	36.024	181.8	35.824	114.3	41.103	202.2	242.7	1:52.951		17	Pit Out	168.2	35.684	120.9	Pit In			3:29.557	
9	39.228	176.2	36.101	116.1	Pit In	204.5	<u>245.5</u>	2:05.538		18									

116 Bay-Rodriguez										Mercedes AMG GT4									
lap	Sect-1	Speed	Sect-2	Speed	Sect-3	Speed	TopSpeed	laptme	pit	lap	Sect-1	Speed	Sect-2	Speed	Sect-3	Speed	Topspeed	laptme	pit
1	Pit Out	131.9	47.104	95.7	47.607			2:16.898		10	35.344	170.9	35.763	125.0	41.400	201.1	242.2	1:52.507	
2	37.940	172.8	47.578	103.9	42.408	176.5	221.8	2:07.926		11	37.174	170.1	36.237	113.2	Pit In	202.2	242.7	2:01.261	
3	36.316	180.0	36.342	111.2	41.414	198.9	241.1	1:54.072		12	Pit Out	152.1	38.100	115.9	Pit In			3:51.666	
4	35.554	174.8	36.208	112.1	41.399	202.2	242.2	1:53.161		13	Pit Out	174.5	35.295	<u>125.4</u>	41.662			3:30.876	
5	35.628	175.6	35.941	118.4	42.072	200.0	242.2	1:53.641		14	11:41.645	85.7	1:02.144	84.0	46.339	<u>203.4</u>	<u>243.2</u>	13:30.128	
6	35.264	184.3	36.370	110.9	42.284	197.8	241.1	1:53.918		15	35.011	179.1	<u>35.159</u>	123.0	42.248	200.0	241.1	1:52.418	
7	35.948	183.4	35.826	108.0	42.722	202.2	242.7	1:54.496		16	35.249	<u>197.4</u>	35.739	119.1	41.880	201.1	<u>243.2</u>	1:52.868	
8	35.543	175.6	36.037	109.1	<u>41.190</u>	200.0	241.1	1:52.770		17	<u>34.918</u>	179.7	35.238	119.5	42.811	<u>203.4</u>	<u>243.2</u>	1:52.967	
9	35.200	174.8	35.799	117.6	41.274	<u>203.4</u>	<u>243.2</u>	<u>1:52.273</u>		18	37.592	180.3	35.319	117.4	Pit In	165.1	212.6	2:07.368	



Algarve Welcome Spring Autódromo Internacional do Algarve

GT-CER

4 - 7 May 2023

Laps and Sector Times - Free Practice 2

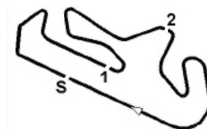
Autodromo Internacional Algarve - 4652mtr.

117 Gonzalez-Silvero									Porsche 991-992 GT3 CUP (PAGID)										
lap	Sect-1	Speed	Sect-2	Speed	Sect-3	Speed	TopSpeed	laptime	pit	lap	Sect-1	Speed	Sect-2	Speed	Sect-3	Speed	Topspeed	laptime	pit
1	Pit Out	92.4	53.023	79.1	54.678			2:34.835		10	<u>33.763</u>	183.7	34.808	116.3	39.715	215.6	260.2	1:48.286	
2	46.241	109.9	44.350	101.0	45.915	151.9	175.6	2:16.506		11	33.813	186.5	34.300	110.5	42.558	218.2	261.5	1:50.671	
3	39.762	129.7	39.004	98.6	44.480	201.1	225.9	2:03.246		12	37.325	145.9	39.591	96.3	44.528	215.6	253.5	2:01.444	
4	40.389	116.3	40.533	107.7	42.647	210.5	230.3	2:03.569		13	34.684	184.0	34.226	110.9	40.152	218.2	262.1	1:49.062	
5	35.834	150.8	35.378	111.6	43.230	215.6	253.5	1:54.442		14	34.293	181.8	34.098	116.0	39.847	216.9	260.2	1:48.238	
6	35.078	176.5	34.911	108.9	Pit In	216.9	260.9	2:00.263		15	11:42.341	165.6	37.532	<u>119.5</u>	45.678	215.6	260.2	13:05.551	
7	Pit Out	162.4	35.898	105.5	42.814			5:31.245		16	36.331	163.1	35.482	113.4	42.144	201.1	253.5	1:53.957	
8	35.705	181.2	34.999	102.2	42.209	194.6	231.8	1:52.913		17	33.931	186.9	34.240	104.5	39.591	215.6	258.4	<u>1:47.762</u>	
9	35.367	168.2	35.079	105.9	40.244	214.3	259.0	1:50.690		18	34.860	<u>187.8</u>	<u>34.033</u>	107.2	<u>39.532</u>	218.2	<u>262.8</u>	1:48.425	

133 A Valle-Villaroel									Porsche 991-992 GT3 CUP,										
lap	Sect-1	Speed	Sect-2	Speed	Sect-3	Speed	TopSpeed	laptime	pit	lap	Sect-1	Speed	Sect-2	Speed	Sect-3	Speed	Topspeed	laptime	pit
1	Pit Out	134.8	39.364	113.6	44.911			2:06.474		11	39.848	138.5	36.677	112.5	Pit In	201.1	221.3	2:07.721	
2	36.955	166.7	36.967	112.5	42.256	206.9	252.3	1:56.178		12	Pit Out	159.3	38.135	99.4	43.524			4:48.694	
3	35.526	167.2	36.066	111.2	45.637	214.3	258.4	1:57.229		13	36.259	176.2	36.105	110.5	41.622	201.1	251.2	1:53.986	
4	37.232	161.4	36.111	112.7	41.370	202.2	247.7	1:54.713		14	35.537	172.8	36.310	113.4	41.309	211.8	258.4	1:53.156	
5	35.715	174.2	35.739	115.4	41.530	214.3	259.0	1:52.984		15	35.282	185.9	35.391	118.9	41.133	211.8	258.4	1:51.806	
6	35.398	172.0	35.651	<u>119.5</u>	42.048	<u>216.9</u>	247.1	1:53.097		16	9:25.814	144.8	41.462	115.0	45.132	211.8	258.4	10:52.408	
7	35.192	169.0	35.381	118.2	41.379	215.6	259.6	1:51.952		17	35.391	165.6	40.006	118.2	45.297	211.8	259.0	2:00.694	
8	35.149	178.8	35.775	112.3	40.631	215.6	260.2	1:51.555		18	36.811	170.9	36.400	111.6	42.792	201.1	210.1	1:56.003	
9	34.734	182.4	35.164	109.4	41.423	215.6	<u>261.5</u>	1:51.321		19	34.919	<u>187.8</u>	34.874	117.5	40.406	206.9	254.1	1:50.199	
10	34.968	164.6	35.648	114.3	42.043	215.6	260.9	1:52.659		20	<u>34.510</u>	181.2	<u>34.565</u>	117.3	<u>40.402</u>	214.3	258.4	<u>1:49.477</u>	

135 Martins-Svepes									Porsche 991-2 GT3 CUP										
lap	Sect-1	Speed	Sect-2	Speed	Sect-3	Speed	TopSpeed	laptime	pit	lap	Sect-1	Speed	Sect-2	Speed	Sect-3	Speed	Topspeed	laptime	pit
1	Pit Out	147.1	40.912	98.1	46.535			2:10.615		11	35.020	178.5	34.736	110.9	40.933	213.0	260.2	1:50.689	
2	40.101	146.5	37.191	104.9	42.776	183.7	191.5	2:00.068		12	34.825	184.3	34.742	112.6	40.485	215.6	260.2	1:50.052	
3	33.853	162.2	35.035	114.2	40.471	216.9	264.1	1:49.359		13	33.942	187.5	34.850	107.2	40.012	215.6	264.1	1:48.804	
4	33.480	169.5	34.554	<u>118.4</u>	39.697	218.2	263.4	1:47.731		14	9:32.621	153.2	37.055	101.7	41.805	216.9	263.4	10:51.481	
5	33.341	193.9	34.376	105.6	43.222	<u>219.5</u>	265.4	1:50.939		15	34.339	158.8	35.202	104.8	41.395	214.3	260.2	1:50.936	
6	35.071	179.1	34.465	111.5	41.198	218.2	264.1	1:50.734		16	33.806	197.1	34.849	102.7	40.274	214.3	259.6	1:48.929	
7	34.750	184.9	<u>34.022</u>	107.7	39.438	<u>219.5</u>	264.7	1:48.210		17	33.687	189.1	34.515	101.8	40.157	214.3	260.2	1:48.359	
8	<u>33.340</u>	188.5	34.065	108.4	<u>39.427</u>	<u>219.5</u>	264.1	<u>1:46.832</u>		18	33.508	182.7	34.787	109.5	40.351	218.2	261.5	1:48.646	
9	33.549	<u>197.4</u>	35.212	102.2	Pit In	<u>219.5</u>	<u>266.0</u>	1:57.778		19	33.859	182.1	36.802	95.6	Pit In	218.2	263.4	2:06.808	
10	Pit Out	162.9	37.629	95.5	43.178			6:43.509		20									

136 Manuel Chinchilla									Porsche 991-2 GT3 CUP										
lap	Sect-1	Speed	Sect-2	Speed	Sect-3	Speed	TopSpeed	laptime	pit	lap	Sect-1	Speed	Sect-2	Speed	Sect-3	Speed	Topspeed	laptime	pit
1	Pit Out	100.3	53.106	70.2	58.573			2:47.028		8	Pit Out	147.9	42.194	81.1	50.960			7:25.286	
2	53.730	113.7	47.105	78.4	51.183	113.2	124.1	2:32.018		9	42.068	158.4	41.073	92.1	47.887	198.9	230.8	2:11.028	
3	46.628	138.5	42.522	83.7	49.717	192.5	200.4	2:18.867		10	9:47.045	161.7	40.696	94.4	46.320	202.2	247.1	11:14.061	
4	44.835	124.7	42.261	82.8	48.617	191.5	222.7	2:15.713		11	39.074	172.2	<u>38.786</u>	91.1	45.178	205.7	<u>251.7</u>	2:03.038	
5	42.405	142.9	39.569	81.9	48.448	198.9	235.8	2:10.422		12	38.187	<u>174.2</u>	39.127	87.5	45.089	203.4	246.0	<u>2:02.403</u>	
6	39.620	155.2	40.189	92.0	47.708	192.5	235.8	2:07.517		13	39.170	158.8	40.466	95.8	<u>44.038</u>	201.1	205.3	2:03.674	
7	56.591	140.4	46.904	86.9	Pit In	198.9	237.4	2:45.885		14	<u>37.910</u>	169.8	40.626	97.8	47.542	<u>209.3</u>	244.3	2:06.078	



Algarve Welcome Spring

Autódromo Internacional do Algarve

GT-CER

4 - 7 May 2023

Laps and Sector Times - Free Practice 2

Autodromo Internacional Algarve - 4652mtr.

172		José M. de Los Milagros								BMW M4 GT4									
lap	Sect-1	Speed	Sect-2	Speed	Sect-3	Speed	TopSpeed	laptime	pit	lap	Sect-1	Speed	Sect-2	Speed	Sect-3	Speed	Topspeed	laptime	pit
1	Pit Out	139.0	42.944	95.4	46.942			2:11.978		10	36.271	178.2	36.589	112.9	42.029	198.9	240.5	1:54.889	
2		39.404	38.863	98.7	42.750	190.5	228.3	2:01.017		11	40.437	154.5	42.772	98.6	Pit In	198.9	202.6	2:25.371	
3		36.106	36.735	115.3	41.931	197.8	<u>242.2</u>	1:54.772		12	Pit Out	161.4	38.320	116.5	44.219			16:10.825	
4		35.794	36.436	116.3	41.679	198.9	240.0	1:53.909		13	36.075	183.1	36.392	114.8	41.891	192.5	234.3	1:54.358	
5		37.889	38.104	117.6	Pit In	<u>200.0</u>	<u>242.2</u>	2:04.066		14	35.709	190.5	36.058	<u>126.9</u>	42.043	196.7	237.9	1:53.810	
6	Pit Out	153.0	40.054	95.8	43.655			5:24.706		15	35.548	<u>192.2</u>	<u>35.994</u>	120.0	41.809	198.9	238.9	1:53.351	
7		36.829	37.475	105.5	42.699	196.7	237.9	1:57.003		16	<u>35.544</u>	186.2	36.078	124.9	<u>41.612</u>	197.8	238.4	<u>1:53.234</u>	
8		36.514	38.386	109.3	42.975	197.8	239.5	1:57.875		17	35.623	186.5	36.251	<u>126.9</u>	Pit In	<u>200.0</u>	241.1	1:59.316	
9		37.015	37.977	105.2	42.324	193.5	237.4	1:57.316		18									

181		Marek-Agüí								MCLAREN 570 GT4									
lap	Sect-1	Speed	Sect-2	Speed	Sect-3	Speed	TopSpeed	laptime	pit	lap	Sect-1	Speed	Sect-2	Speed	Sect-3	Speed	Topspeed	laptime	pit
1	Pit Out	127.2	44.373		50.135			2:17.098		10	38.396	156.3	39.066		44.042	180.0	218.6	2:01.504	
2		44.632	41.141		44.771	172.2	141.7	2:10.544		11	37.986	170.6	<u>37.549</u>		43.974	204.5	228.3	<u>1:59.509</u>	
3		37.274	38.860		45.403	194.6	239.5	2:01.537		12	38.366	159.1	38.063		<u>43.809</u>	196.7	238.9	2:00.238	
4		37.773	38.803		44.629	192.5	237.4	2:01.205		13	37.568	175.3	38.084		45.550	200.0	236.8	2:01.202	
5		37.657	38.639		45.418	193.5	238.9	2:01.714		14	11:32.859	123.9	43.768		55.110	203.4	241.1	13:11.737	
6		37.637	38.027		43.896	200.0	229.8	1:59.560		15	47.951	156.5	45.536		44.739	146.9	154.9	2:18.226	
7		41.281	47.012		45.759	195.7	232.8	2:14.052		16	<u>37.054</u>	170.1	38.964		44.834	193.5	236.3	2:00.852	
8		40.454	41.658		Pit In	196.7	234.3	2:22.285		17	38.207	177.3	39.561		45.848	203.4	239.5	2:03.616	
9	Pit Out	157.2	38.663		45.167			5:45.660		18									