

Algarve Welcome Spring Autódromo Internacional do Algarve

CPV / IBERIAN SUPERCARS
Laps and Sector Times - Race 2

4 - 7 May 2023
Autodromo Internacional Algarve - 4652mtr.

5 Pires-Abreu										BMW M4 GT4									
lap	Sect-1	Speed	Sect-2	Speed	Sect-3	Speed	TopSpeed	laptime	pit	lap	Sect-1	Speed	Sect-2	Speed	Sect-3	Speed	Topspeed	laptime	pit
1		164.4	37.414	97.8	1:03.916		155.6	2:36.486		12	35.301	182.7	36.011	120.8	41.656	200.0	240.5	1:52.968	
2	1:24.486	69.1	1:01.047	79.0	1:01.207	68.6	107.6	3:26.740		13	35.478	183.4	<u>35.778</u>	<u>130.0</u>	Pit In	198.9	237.9	1:59.552	
3	52.949	98.8	44.853	87.1	52.618	108.4	109.5	2:30.420		14	Pit Out	177.9	36.174	121.9	42.339			3:46.183	
4	36.650	174.2	36.708	119.2	42.900	179.1	225.9	1:56.258		15	36.247	177.3	36.150	127.8	42.305	197.8	238.4	1:54.702	
5	35.482	181.8	35.815	123.3	41.986	194.6	236.3	1:53.283		16	35.760	184.0	36.714	120.7	41.907	198.9	238.9	1:54.381	
6	36.013	172.8	36.090	119.5	41.988	197.8	238.9	1:54.091		17	35.498	<u>186.5</u>	36.241	117.1	Pit In	198.9	240.0	2:00.279	
7	35.760	182.4	36.167	116.8	41.587	198.9	239.5	1:53.514		18	Pit Out	182.1	36.656	118.2	42.702			2:17.037	
8	35.267	180.3	35.967	114.4	41.364	200.0	239.5	1:52.598		19	37.921	123.4	56.444	78.0	53.727	192.5	227.4	2:28.092	
9	<u>35.137</u>	181.5	36.062	113.2	<u>41.354</u>	200.0	239.5	<u>1:52.553</u>		20	36.521	169.8	37.782	117.1	42.043	181.8	230.3	1:56.346	
10	35.595	181.5	35.968	117.3	41.385	202.2	<u>244.3</u>	1:52.948		21	35.670	180.9	36.542	129.3	41.697	200.0	241.6	1:53.909	
11	35.210	179.7	35.869	125.1	41.691	200.0	238.9	1:52.770		22									

007 Ramos-Soares										Aston Martin Vantage GT4									
lap	Sect-1	Speed	Sect-2	Speed	Sect-3	Speed	TopSpeed	laptime	pit	lap	Sect-1	Speed	Sect-2	Speed	Sect-3	Speed	Topspeed	laptime	pit
1		154.3	39.239	106.9	1:05.589		167.7	2:28.197		11	37.288	159.8	37.841	108.8	Pit In	198.9	233.3	2:06.137	
2	1:20.404	52.5	1:02.894	74.0	1:02.367	88.5	84.6	3:25.665		12	Pit Out	154.7	38.387	109.0	47.436			4:21.142	
3	48.856	141.0	40.642	98.5	58.170	95.7	143.8	2:27.668		13	39.428	149.2	39.125	103.3	44.953	193.5	234.8	2:03.506	
4	38.625	146.9	39.198	109.1	44.399	197.8	231.3	2:02.222		14	38.345	161.7	39.252	105.3	45.750	194.6	236.3	2:03.347	
5	37.601	151.9	38.018	109.8	43.901	201.1	242.7	1:59.520		15	38.454	161.2	39.021	107.4	45.731	195.7	228.8	2:03.206	
6	38.323	151.3	37.829	107.8	43.807	197.8	237.9	1:59.959		16	38.434	148.8	39.786	108.9	44.806	196.7	232.8	2:03.026	
7	37.042	152.3	<u>37.532</u>	<u>114.3</u>	43.891	200.0	<u>243.2</u>	1:58.465		17	38.984	<u>163.6</u>	38.818	104.9	47.530	196.7	236.3	2:05.332	
8	37.134	161.4	37.786	110.5	43.973	200.0	237.9	1:58.893		18	43.755	81.9	1:01.228	67.2	55.192	193.5	220.0	2:40.175	
9	38.401	160.5	38.119	107.7	<u>43.345</u>	<u>202.2</u>	242.2	1:59.865		19	38.901	152.5	38.566	108.7	45.285	191.5	221.8	2:02.752	
10	<u>36.571</u>	157.0	37.655	108.3	43.657	201.1	242.2	<u>1:57.883</u>		20	38.882	161.4	39.588	108.1	45.811	196.7	239.5	2:04.281	

8 Cunha-Rodrigues										Audi R8 LMS GT4									
lap	Sect-1	Speed	Sect-2	Speed	Sect-3	Speed	TopSpeed	laptime	pit	lap	Sect-1	Speed	Sect-2	Speed	Sect-3	Speed	Topspeed	laptime	pit
1		177.9	36.929	118.0	1:03.711		164.1	2:18.785		12	35.593	184.3	36.226	114.2	42.308	197.8	237.9	1:54.127	
2	1:17.656	79.1	1:03.470	94.2	1:03.342	79.5	84.2	3:24.468		13	35.881	191.2	<u>35.944</u>	117.5	42.522	195.7	235.8	1:54.347	
3	44.817	137.4	42.884	106.4	59.936	121.2	172.2	2:27.637		14	35.392	191.5	36.008	116.9	Pit In	198.9	241.6	1:59.568	
4	37.109	177.9	36.370	118.7	42.238	196.7	240.5	1:55.717		15	Pit Out	178.8	36.645	115.6	42.426			4:02.785	
5	35.191	187.2	37.918	113.6	42.360	201.1	243.8	1:55.469		16	35.783	178.5	36.592	112.0	42.560	198.9	239.5	1:54.935	
6	37.071	185.6	36.218	118.4	<u>41.701</u>	<u>203.4</u>	240.5	1:54.990		17	35.951	182.7	40.755	103.1	43.023	198.9	238.9	1:59.729	
7	<u>35.181</u>	<u>192.2</u>	35.996	<u>119.9</u>	42.149	200.0	<u>244.9</u>	<u>1:53.326</u>		18	36.333	183.1	36.757	102.9	50.877	195.7	237.4	2:03.967	
8	35.318	191.8	36.251	117.3	42.073	198.9	238.4	1:53.642		19	44.931	139.9	54.932	67.4	55.546	149.4	170.3	2:35.409	
9	35.228	179.4	36.504	111.3	41.937	201.1	241.1	1:53.669		20	37.303	179.7	37.048	111.8	43.074	185.6	228.8	1:57.425	
10	35.663	189.1	36.098	118.9	42.155	197.8	237.4	1:53.916		21	37.015	183.4	36.933	112.0	42.842	196.7	239.5	1:56.790	
11	35.722	190.8	35.974	108.2	42.040	196.7	236.8	1:53.736		22									

9 João Vieira										Porsche 911 Cup									
lap	Sect-1	Speed	Sect-2	Speed	Sect-3	Speed	TopSpeed	laptime	pit	lap	Sect-1	Speed	Sect-2	Speed	Sect-3	Speed	Topspeed	laptime	pit
1		150.6	39.004	110.9	1:05.053		168.0	2:27.234		11	37.303	156.7	38.165	108.3	43.704	198.9	236.8	1:59.172	
2	1:20.373	55.1	1:03.238	72.5	1:02.539	80.0	85.2	3:26.150		12	38.312	164.4	37.975	111.6	Pit In	196.7	226.4	2:08.919	
3	48.828	146.9	40.670	100.5	58.382	91.8	138.5	2:27.880		13	Pit Out	163.6	37.657	107.5	43.980			4:07.139	
4	38.577	154.1	38.755	107.8	44.826	195.7	234.3	2:02.158		14	37.589	150.6	39.947	107.7	Pit In	200.0	238.9	2:12.579	



Algarve Welcome Spring Autódromo Internacional do Algarve

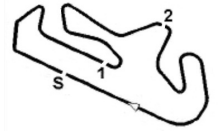
CPV / IBERIAN SUPERCARS
4 - 7 May 2023
Laps and Sector Times - Race 2
Autodromo Internacional Algarve - 4652mtr.

5	37.468	161.0	38.004	112.5	43.987	200.0	237.4	1:59.459	15	Pit Out	152.8	38.322	115.3	44.146			2:26.331
6	38.423	161.9	37.798	111.5	44.922	198.9	237.4	2:01.143	16	<u>37.246</u>	158.1	37.645	108.8	43.744	197.8	234.3	<u>1:58.635</u>
7	37.514	160.0	37.716	110.9	<u>43.503</u>	200.0	237.9	1:58.733	17	37.613	155.2	<u>37.527</u>	110.0	44.983	200.0	236.3	2:00.123
8	43.023	161.0	37.802	112.4	44.049	<u>201.1</u>	234.3	2:04.874	18	43.462	134.5	54.894	72.3	55.677	197.8	186.5	2:34.033
9	37.599	160.0	38.197	107.1	43.602	200.0	235.8	1:59.398	19	37.657	<u>172.2</u>	40.030	<u>126.2</u>	44.227	196.7	<u>240.5</u>	2:01.914
10	37.297	160.5	38.215	112.1	43.854	<u>201.1</u>	<u>240.5</u>	1:59.366	20	51.476	159.8	38.826	109.9	44.466	<u>201.1</u>	237.4	2:14.768

12 Zemaitis-Geppert										McLaren 570S GT4									
lap	Sect-1	Speed	Sect-2	Speed	Sect-3	Speed	TopSpeed	laptime	pit	lap	Sect-1	Speed	Sect-2	Speed	Sect-3	Speed	Topspeed	laptime	pit
1		178.8	37.433	114.3	1:04.958		165.4	2:22.931		12	36.343	175.9	36.909	113.2	42.448	<u>200.0</u>	243.8	1:55.700	
2	1:18.464	64.2	1:02.910	68.1	1:02.843	69.9	91.1	3:24.217		13	35.927	181.2	36.410	115.0	Pit In	196.7	237.4	2:01.133	
3	47.162	109.2	40.069	102.4	59.939	100.3	130.9	2:27.170		14	Pit Out	172.2	37.519	119.1	44.080			3:55.509	
4	36.093	177.6	36.749	114.2	42.253	198.9	243.8	1:55.095		15	36.830	160.0	37.048	<u>127.8</u>	43.394	193.5	240.5	1:57.272	
5	35.885	179.7	36.258	114.2	42.230	198.9	242.2	1:54.373		16	36.095	<u>188.2</u>	36.768	122.7	43.365	196.7	240.0	1:56.228	
6	36.009	182.7	36.437	114.4	42.083	<u>200.0</u>	243.2	1:54.529		17	36.582	163.6	37.422	108.8	43.496	195.7	236.3	1:57.500	
7	35.641	181.8	36.308	118.0	<u>42.001</u>	198.9	243.8	1:53.950		18	36.498	172.8	37.048	111.1	50.280	194.6	238.4	2:03.826	
8	35.513	180.9	36.304	114.4	42.074	198.9	241.6	1:53.891		19	44.899	140.1	55.321	67.2	54.713	141.7	178.8	2:34.933	
9	<u>35.413</u>	184.6	36.268	121.6	42.109	198.9	242.7	<u>1:53.790</u>		20	38.155	166.7	38.145	108.9	44.852	180.9	223.6	2:01.152	
10	35.495	185.6	<u>36.200</u>	120.9	42.329	198.9	<u>244.3</u>	1:54.024		21	38.258	169.0	37.709	119.2	43.887	192.5	236.3	1:59.854	
11	35.785	184.6	36.505	113.9	42.080	198.9	<u>244.3</u>	1:54.370		22									

16 Batina-Azevedo										BMW M4 GT4 F82									
lap	Sect-1	Speed	Sect-2	Speed	Sect-3	Speed	TopSpeed	laptime	pit	lap	Sect-1	Speed	Sect-2	Speed	Sect-3	Speed	Topspeed	laptime	pit
1		170.1	36.968	111.3	1:04.818		167.2	2:21.698		12	Pit Out	180.3	37.054	110.4	43.266			4:13.245	
2	1:18.168	67.1	1:03.218	76.3	1:02.118	72.3	85.9	3:23.504		13	36.463	173.6	37.248	107.8	43.073	<u>203.4</u>	245.5	1:56.784	
3	47.387	113.4	40.931	94.6	59.216	105.0	123.1	2:27.534		14	36.207	<u>193.2</u>	38.885	99.6	43.280	202.2	241.6	1:58.372	
4	35.658	176.8	36.767	113.4	42.837	<u>203.4</u>	245.5	1:55.262		15	37.231	155.8	38.581	105.1	43.292	<u>203.4</u>	243.8	1:59.104	
5	<u>35.338</u>	185.9	36.623	111.6	42.585	<u>203.4</u>	<u>246.6</u>	1:54.546		16	37.708	149.4	38.025	102.0	43.891	202.2	240.5	1:59.624	
6	36.708	183.7	37.291	<u>114.8</u>	42.431	201.1	245.5	1:56.430		17	37.736	161.2	37.916	100.9	44.163	196.7	239.5	1:59.815	
7	35.700	180.6	36.823	104.9	<u>42.015</u>	201.1	244.3	1:54.538		18	37.900	164.1	39.705	100.3	45.191	196.7	236.8	2:02.796	
8	35.825	172.0	36.654	105.9	42.209	201.1	241.6	1:54.688		19	39.565	160.7	39.288	93.8	48.870	196.7	216.4	2:07.723	
9	35.795	183.1	<u>36.504</u>	100.7	42.096	201.1	242.2	<u>1:54.395</u>		20	38.000	144.8	38.531	106.5	44.210	194.6	224.1	2:00.741	
10	36.325	172.8	36.763	102.2	42.530	202.2	241.6	1:55.618		21	39.404	159.8	37.893	103.6	43.630	<u>203.4</u>	245.5	2:00.927	
11	36.069	176.8	36.677	107.1	Pit In	201.1	240.5	<u>2:00.780</u>		22									

18 Gião-Vieira										Mercedes AMG GT4									
lap	Sect-1	Speed	Sect-2	Speed	Sect-3	Speed	TopSpeed	laptime	pit	lap	Sect-1	Speed	Sect-2	Speed	Sect-3	Speed	Topspeed	laptime	pit
1		170.1	36.598	<u>126.6</u>	1:05.413		161.2	2:22.347		12	Pit Out	172.0	36.585		42.942			3:39.224	
2	1:18.584	61.1	1:02.637	76.3	1:03.008	65.5	85.2	3:24.229		13	36.587	184.9	36.183		42.363	192.5	229.3	1:55.133	
3	46.594	105.6	40.650	91.7	59.655	105.6	122.6	2:26.899		14	35.737	188.2	36.550	113.4	42.192	193.5	231.8	1:54.479	
4	35.680	178.5	36.075	120.3	42.210	202.2	238.9	1:53.965		15	35.989	177.3	36.107	121.9	43.135	197.8	231.3	1:55.231	
5	35.465	186.5	36.591	119.7	42.519	197.8	237.4	1:54.575		16	35.747	184.3	36.306	121.2	42.568	190.5	231.8	1:54.621	
6	36.705	186.9	<u>35.907</u>	123.7	<u>41.929</u>	197.8	234.8	1:54.541		17	35.840	189.1	36.230		42.419	193.5	234.3	1:54.489	
7	35.780	185.2	36.177	112.4	42.247	197.8	235.3	1:54.204		18	36.049	183.4	36.365		42.228	195.7	232.3	1:54.642	
8	35.792	186.5	35.947	117.4	42.052	198.9	237.9	<u>1:53.791</u>		19	1:00.057	81.5	1:03.446	74.2	53.612	196.7	233.3	2:57.115	
9	<u>35.463</u>	184.0	36.394	117.0	42.720	198.9	237.4	1:54.577		20	35.514	180.0	36.314	114.4	41.995	196.7	233.3	1:53.823	
10	35.730	186.2	36.248		41.980	197.8	237.4	1:53.958		21	35.849	176.8	36.356	119.2	Pit In	195.7	232.8	2:00.738	



Algarve Welcome Spring Autódromo Internacional do Algarve

CPV / IBERIAN SUPERCARS
Laps and Sector Times - Race 2

4 - 7 May 2023
Autodromo Internacional Algarve - 4652mtr.

11	35.828	190.5	36.132	125.4	Pit In	206.9	241.1	2:00.939	22										
----	--------	-------	--------	-------	--------	-------	-------	----------	----	--	--	--	--	--	--	--	--	--	--

24 Carvalho-Batista										McLaren 570S GT4									
lap	Sect-1	Speed	Sect-2	Speed	Sect-3	Speed	TopSpeed	laptime	pit	lap	Sect-1	Speed	Sect-2	Speed	Sect-3	Speed	Topspeed	laptime	pit
1		160.5	37.541	116.0	1:05.233		170.6	2:23.617		12	36.089	175.6	36.948	113.7	42.954	197.8	241.1	1:55.991	
2	1:18.671	71.8	1:02.898	70.8	1:03.533	70.2	82.2	3:25.102		13	35.856	168.0	36.707	117.0	<u>42.501</u>	197.8	241.1	<u>1:55.064</u>	
3	46.270	103.8	40.219	95.5	59.699	109.8	123.6	2:26.188		14	36.345	<u>180.6</u>	36.423	115.4	42.546	197.8	242.2	1:55.314	
4	36.135	171.7	36.786	114.5	43.052	198.9	243.8	1:55.973		15	<u>35.729</u>	171.2	36.981	111.3	43.192	200.0	242.7	1:55.902	
5	36.419	176.5	36.675	111.2	42.790	196.7	242.7	1:55.884		16	35.944	169.5	36.550	120.4	42.571	201.1	245.5	1:55.065	
6	36.113	171.7	<u>36.341</u>	113.3	42.897	194.6	241.1	1:55.351		17	35.980	175.3	36.630	120.3	42.778	202.2	242.2	1:55.388	
7	36.070	178.2	36.703	106.7	42.764	195.7	241.6	1:55.537		18	35.935	173.4	36.493	116.9	47.815	198.9	243.2	2:00.243	
8	36.135	173.1	36.489	110.9	42.583	195.7	240.0	1:55.207		19	44.991	141.9	55.289	68.8	54.474	146.9	185.6	2:34.754	
9	36.390	175.9	36.456	110.4	42.577	196.7	241.1	1:55.423		20	36.759	161.9	36.682	119.6	43.693	200.0	246.6	1:57.134	
10	36.089	170.9	36.802	109.0	Pit In	197.8	241.6	<u>2:02.535</u>		21	36.405	176.2						<u>247.1</u>	1:56.441
11	Pit Out	164.6	36.805	<u>122.4</u>	42.516			<u>3:52.526</u>		22			37.365	112.3	42.671	200.0			

25 Kirton-Elsworth										Ginetta G50									
lap	Sect-1	Speed	Sect-2	Speed	Sect-3	Speed	TopSpeed	laptime	pit	lap	Sect-1	Speed	Sect-2	Speed	Sect-3	Speed	Topspeed	laptime	pit
1		137.6	41.002	106.3	1:05.078		180.6	2:34.606		11	41.543	147.9	41.877	99.1	48.834	178.2	213.0	2:12.254	
2	1:23.587	69.4	1:01.101	75.5	1:01.955	59.1	86.7	3:26.643		12	42.037	148.8	42.533	92.2	48.273	176.5	207.3	2:12.843	
3	53.476	103.2	43.937	91.2	52.195	102.0	114.0	2:29.608		13	41.061	<u>158.4</u>	41.923	93.6	48.051	179.1	215.6	2:11.035	
4	39.917	147.5	40.224	<u>111.6</u>	45.961	179.1	215.6	2:06.102		14	41.486	150.4	42.498	91.7	47.955	178.2	206.9	2:11.939	
5	39.180	150.2	40.692	102.3	45.640	187.5	<u>225.5</u>	2:05.512		15	41.688	150.0	41.954	95.4	47.620	179.1	215.1	2:11.262	
6	38.994	147.7	39.045	110.1	<u>43.706</u>	187.5	223.1	2:01.745		16	41.091	146.5	41.357	88.0	48.187	181.8	219.5	2:10.635	
7	<u>38.265</u>	151.0	39.304	102.3	44.118	<u>189.5</u>	<u>225.5</u>	2:01.687		17	41.506	133.5	42.207	92.1	48.175	178.2	215.1	2:11.888	
8	38.645	149.8	<u>38.967</u>	105.0	44.055	186.5	221.8	<u>2:01.667</u>		18	41.499	140.8	41.943	97.8	47.250	176.5	213.0	2:10.692	
9	38.333	147.9	39.750	104.5	Pit In	185.6	222.2	<u>2:09.358</u>		19	41.189	148.1	41.656	92.4	47.856	180.9	208.5	2:10.701	
10	Pit Out	150.4	41.728	94.7	47.759			<u>4:08.496</u>		20	40.041	150.6	41.320	88.2	47.762	178.2	217.3	2:09.123	

26 P. Abreu-Moore										Ginetta G50									
lap	Sect-1	Speed	Sect-2	Speed	Sect-3	Speed	TopSpeed	laptime	pit	lap	Sect-1	Speed	Sect-2	Speed	Sect-3	Speed	Topspeed	laptime	pit
1		157.4	39.179	107.6	1:05.093		177.0	2:26.185		11	Pit Out	146.7	40.737	99.6	45.200			<u>4:07.831</u>	
2	1:20.212	49.7	1:03.026	78.1	1:02.956	73.5	89.3	3:26.194		12	39.487	148.6	39.830	101.5	45.205	189.5	227.4	2:04.522	
3	47.101	128.1	41.089	97.1	58.330	92.3	143.4	2:26.520		13	39.573	143.0	39.696	97.8	45.058	190.5	226.4	2:04.327	
4	38.047	151.7	38.409	107.7	43.888	189.5	226.4	2:00.344		14	40.011	145.0	40.622	99.5	45.590	189.5	225.9	2:06.223	
5	38.683	159.3	38.527	106.0	43.755	192.5	228.8	2:00.965		15	39.230	157.9	40.092	96.3	45.090	188.5	225.5	2:04.412	
6	38.318	161.0	38.667	107.1	<u>43.433</u>	<u>193.5</u>	<u>230.3</u>	2:00.418		16	39.622	159.8	40.846	101.5	46.170	190.5	226.4	2:06.638	
7	37.826	156.7	37.990	<u>115.3</u>	44.378	191.5	<u>230.3</u>	2:00.194		17	41.085	131.7	41.355	95.4	53.097	190.5	218.2	2:15.537	
8	<u>37.482</u>	<u>174.2</u>	<u>37.806</u>	114.2	44.156	189.5	226.4	<u>1:59.444</u>		18	44.563	151.0	54.725	71.2	56.454	153.2	172.5	2:35.742	
9	38.398	163.9	38.024	109.4	43.671	191.5	229.8	2:00.093		19	41.819	134.2	43.809	98.3	Pit In	180.9	220.9	<u>2:21.110</u>	
10	37.884	165.1	38.404	113.2	Pit In	190.5	227.8	<u>2:04.341</u>		20	Pit Out	153.4	42.861	89.9	48.041			<u>2:33.490</u>	

29 Alfonso Colomina										McLaren 570S GT4									
lap	Sect-1	Speed	Sect-2	Speed	Sect-3	Speed	TopSpeed	laptime	pit	lap	Sect-1	Speed	Sect-2	Speed	Sect-3	Speed	Topspeed	laptime	pit
1		161.4	39.345	106.1	1:05.062		174.8	2:26.842		12	Pit Out	175.3	38.056	110.3	44.502			<u>3:55.469</u>	
2	1:20.126	53.7	1:03.129	76.5	1:02.921	80.9	86.8	3:26.176		13	37.042	177.0	37.680	106.2	43.899	189.5	235.3	1:58.621	
3	47.535	144.2	41.071	98.8	58.443	92.5	145.4	2:27.049		14	36.992	<u>182.1</u>	37.323	111.3	43.328	192.5	236.3	1:57.643	



Algarve Welcome Spring

Autódromo Internacional do Algarve

CPV / IBERIAN SUPERCARS
4 - 7 May 2023
Laps and Sector Times - Race 2
Autodromo Internacional Algarve - 4652mtr.

4	37.377	151.0	38.417	112.3	43.845	193.5	237.9	1:59.639	15	36.721	178.8	37.304	107.2	<u>43.014</u>	196.7	240.0	1:57.039
5	37.273	173.6	37.785	113.9	43.961	196.7	<u>243.8</u>	1:59.019	16	37.062	181.5	39.112	102.0	44.725	196.7	240.5	2:00.899
6	36.705	168.2	37.537	113.4	43.182	193.5	238.4	1:57.424	17	38.202	175.9	37.164	113.8	43.092	194.6	238.4	1:58.458
7	36.934	171.7	37.440	113.4	43.205	195.7	234.3	1:57.579	18	39.140	130.3	41.285	115.5	46.874	196.7	236.8	2:07.299
8	<u>36.485</u>	181.8	37.722	114.6	43.654	195.7	240.0	1:57.861	19	47.752	110.1	45.108	106.7	49.835	157.2	166.2	2:22.695
9	36.862	171.7	37.999	110.7	43.603	196.7	237.9	1:58.464	20	38.529	163.9	37.538	<u>116.5</u>	43.535	165.9	208.9	1:59.602
10	36.601	178.5	37.443	116.1	43.601	<u>197.8</u>	240.0	1:57.645	21	36.567	173.6	<u>36.991</u>	113.2	43.357	195.7	239.5	<u>1:56.915</u>
11	36.659	176.8	37.728	113.2	Pit In	195.7	237.9	<u>2:04.598</u>	22								

33 Rui Miritta										Porsche 911 Cup									
lap	Sect-1	Speed	Sect-2	Speed	Sect-3	Speed	TopSpeed	laptime	pit	lap	Sect-1	Speed	Sect-2	Speed	Sect-3	Speed	Topspeed	laptime	pit
1		159.3	37.817	117.4	1:06.067		191.5	2:29.258		8	38.635	168.0	38.627	115.4	44.510	186.5	223.6	2:01.772	
2	1:20.741	51.6	1:02.478	68.2	1:02.094	88.9	88.1	3:25.313		9	40.392	156.5	38.732	<u>125.7</u>	44.538	185.6	220.9	2:03.662	
3	48.960	128.0	40.554	103.4	58.219	98.6	142.9	2:27.733		10	38.977	<u>172.8</u>	40.096	96.3	Pit In	183.7	216.0	2:11.026	
4	38.046	147.3	38.325	110.8	43.929	194.6	237.4	2:00.300		11	Pit Out	157.0	39.913	118.9	47.926			8:14.855	
5	37.039	158.6	37.638	119.2	43.053	<u>198.9</u>	<u>238.4</u>	1:57.730		12	41.353	142.1	42.412	111.1	52.596	173.1	201.9	2:16.361	
6	<u>36.965</u>	169.3	<u>36.973</u>	123.0	<u>42.958</u>	<u>198.9</u>	<u>238.4</u>	<u>1:56.896</u>		13	42.392	144.6	44.241	108.2	52.844	161.4	194.6	2:19.477	
7	37.885	172.2	38.575	118.6	44.289	197.8	225.5	2:00.749		14									

37 Mota-Pires										Ginetta G55 GT4									
lap	Sect-1	Speed	Sect-2	Speed	Sect-3	Speed	TopSpeed	laptime	pit	lap	Sect-1	Speed	Sect-2	Speed	Sect-3	Speed	Topspeed	laptime	pit
1		161.0	37.686	105.9	1:05.000		165.1	2:24.108		12	37.433	168.2	37.035	106.8	42.171	189.5	223.1	1:56.639	
2	1:18.908	75.1	1:02.826	71.6	1:03.311	66.3	91.2	3:25.045		13	36.282	179.4	36.670	105.9	Pit In	191.5	224.1	2:05.250	
3	47.011	118.8	39.558	99.1	1:00.517	105.6	113.9	2:27.086		14	Pit Out	157.2	37.172	114.5	42.753			4:01.359	
4	36.839	180.0	36.694	115.6	42.618	191.5	225.9	1:56.151		15	36.833	160.5	36.806	118.4	42.662	189.5	224.1	1:56.301	
5	37.143	180.6	36.724	117.6	42.550	<u>194.6</u>	<u>234.8</u>	1:56.417		16	36.576	173.1	37.098	115.3	42.410	189.5	221.3	1:56.084	
6	36.461	178.2	37.291	111.3	42.443	189.5	225.0	1:56.195		17	36.464	166.2	36.770	114.9	42.519	191.5	225.5	1:55.753	
7	36.338	178.8	36.472	114.4	42.230	189.5	225.0	1:55.040		18	37.892	166.4	36.859	120.1	43.663	190.5	223.1	1:58.414	
8	36.206	177.3	36.483	112.0	42.260	191.5	224.1	1:54.949		19	37.076	152.5	55.941	70.2	52.709	188.5	222.2	2:25.726	
9	<u>36.144</u>	172.5	36.806	105.8	<u>42.036</u>	192.5	225.0	1:54.986		20	36.890	165.6	37.525	<u>128.1</u>	42.574	189.5	228.8	1:56.989	
10	36.152	177.0	36.589	105.6	42.111	191.5	225.0	1:54.852		21	36.737	175.0	36.691	123.6	42.891	192.5	231.8	1:56.319	
11	36.204	<u>180.9</u>	<u>36.356</u>	112.7	42.211	189.5	223.1	<u>1:54.771</u>		22									

38 Calheiros-Macedo										Mercedes AMG GT4									
lap	Sect-1	Speed	Sect-2	Speed	Sect-3	Speed	TopSpeed	laptime	pit	lap	Sect-1	Speed	Sect-2	Speed	Sect-3	Speed	Topspeed	laptime	pit
1					1:05.787		167.7	2:25.289		12	37.330	165.9	37.541		42.920	193.5	232.3	1:57.791	
2	1:19.023	66.8	1:02.470		1:03.729	74.1	91.5	3:25.222		13	37.052	183.7	36.916		42.939	194.6	233.3	1:56.907	
3	46.423	116.9	39.529		59.938	104.3	131.4	2:25.890		14	36.361	178.5	37.670		42.932	194.6	234.3	1:56.963	
4					42.899	<u>198.9</u>	235.8	<u>1:55.883</u>		15	36.399	172.2	37.151		43.060	194.6	235.8	1:56.610	
5	36.584	183.4	36.685		43.286	197.8	235.8	1:56.555		16	36.502	185.2	37.437		42.787	196.7	233.3	1:56.726	
6	36.339	180.0	37.762		43.028	192.5	232.8	1:57.129		17	36.687	167.2	37.020		42.819	<u>198.9</u>	232.8	1:56.526	
7	<u>35.989</u>	184.6	<u>36.650</u>		43.550	194.6	<u>236.3</u>	1:56.189		18	36.670	184.3	41.074		46.310	195.7	232.8	2:04.054	
8					43.335	187.5	229.8	1:56.709		19					51.660	175.6	219.1	2:15.302	
9	36.164	<u>186.2</u>	37.063		43.142	190.5	229.8	1:56.369		20	37.821	146.5	38.053		43.798	194.6	235.8	1:59.672	
10	36.602	168.5	37.010		Pit In	194.6	231.8	<u>2:02.124</u>		21	38.851	168.5	36.739		<u>42.772</u>	197.8	235.8	1:58.362	
11	Pit Out	171.2	37.077		43.254			<u>3:57.638</u>		22									



Algarve Welcome Spring

Autódromo Internacional do Algarve

CPV / IBERIAN SUPERCARS

4 - 7 May 2023

Laps and Sector Times - Race 2

Autodromo Internacional Algarve - 4.652mtr.

40 Hormigos-Hernández										BMW M240i Racing									
lap	Sect-1	Speed	Sect-2	Speed	Sect-3	Speed	TopSpeed	laptime	pit	lap	Sect-1	Speed	Sect-2	Speed	Sect-3	Speed	Topspeed	laptime	pit
1		147.5	42.008	93.6	1:04.144		177.3	2:35.842		11	38.360	157.0	39.319	<u>104.8</u>	44.809	186.5	224.1	2:02.488	
2	1:24.556	64.0	1:00.907	76.7	1:01.559	66.5	97.6	3:27.022		12	39.425	161.9	39.438	101.2	44.794	<u>187.5</u>	<u>225.0</u>	2:03.657	
3	53.003	104.2	44.855	91.4	52.821	108.4	103.2	2:30.679		13	38.452	159.5	39.642	95.6	44.953	186.5	224.5	2:03.047	
4	41.697	156.1	41.543	95.3	47.468	174.8	198.9	2:10.708		14	<u>38.202</u>	159.3	<u>39.131</u>	100.7	<u>44.345</u>	185.6	223.6	<u>2:01.678</u>	
5	39.878	148.1	41.292	91.6	46.882	181.8	223.6	2:08.052		15	38.380	158.1	39.917	95.4	46.763	<u>187.5</u>	223.6	2:05.060	
6	42.149	139.2	41.357	96.3	50.392	183.7	223.1	2:13.898		16	39.447	<u>167.2</u>	39.731	98.2	45.454	180.9	221.3	2:04.632	
7	39.827	159.8	40.455	97.3	46.489	181.8	224.1	2:06.771		17	40.061	131.4	42.329	98.1	48.172	185.6	<u>225.0</u>	2:10.562	
8	39.553	163.6	40.239	100.2	46.736	182.7	223.1	2:06.528		18	44.157	111.8	43.943	96.5	49.045	157.2	193.9	2:17.145	
9	39.638	164.4	40.646	95.1	Pit In	183.7	224.1	<u>2:16.315</u>		19	40.438	148.6	40.486	95.6	46.611	165.9	208.1	2:07.535	
10	Pit Out	144.2	39.892	102.4	45.202			<u>4:13.152</u>		20	39.872	153.0	41.034	98.0	46.908	182.7	206.9	2:07.814	

55 Pires-Niskanen										Mercedes AMG GT4									
lap	Sect-1	Speed	Sect-2	Speed	Sect-3	Speed	TopSpeed	laptime	pit	lap	Sect-1	Speed	Sect-2	Speed	Sect-3	Speed	Topspeed	laptime	pit
1		176.2	36.361		1:03.806		157.7	2:17.844		12	35.456	182.4	36.024		41.744	197.8	237.4	1:53.224	
2	1:17.861	76.9	1:03.427		1:03.316	82.4	82.6	3:24.604		13	36.062	178.2	35.831		41.658	196.7	235.8	1:53.551	
3	44.754	133.7	43.417		59.604	131.9	172.2	2:27.775		14	36.172	175.3	35.901		Pit In	198.9	237.9	1:59.843	
4	35.501	<u>187.5</u>	36.093		41.927	196.7	235.3	1:53.521		15	Pit Out	168.8	36.133		42.239			3:59.762	
5	35.482	178.5	<u>35.673</u>		41.823	197.8	236.3	1:52.978		16	36.739	173.6	36.432		42.363	198.9	241.1	1:55.534	
6	35.338	182.4	35.706		41.775	196.7	236.3	1:52.819		17	37.759	160.5	36.682		42.647	<u>200.0</u>	238.9	1:57.088	
7	35.346	178.5	35.707		41.725	196.7	236.8	1:52.778		18	36.207	173.4	36.053		43.126	197.8	236.3	1:55.386	
8	35.250	178.8	36.003		41.877	197.8	235.8	1:53.130		19	55.843	72.1	1:02.489		52.975	189.5	219.5	2:51.307	
9	35.453	180.9	35.881		<u>41.533</u>	197.8	236.3	1:52.867		20	35.846	166.9	36.358		42.026	<u>200.0</u>	241.1	1:54.230	
10	<u>35.240</u>	185.9	35.757		41.759	196.7	237.4	<u>1:52.756</u>		21	35.682	169.8	36.292		42.683	<u>200.0</u>	<u>241.6</u>	1:54.657	
11	35.485	180.0	35.898		41.610	198.9	237.4	1:52.993		22									

57 Paulo Silva										Audi RS3 LMS TCR									
lap	Sect-1	Speed	Sect-2	Speed	Sect-3	Speed	TopSpeed	laptime	pit	lap	Sect-1	Speed	Sect-2	Speed	Sect-3	Speed	Topspeed	laptime	pit
1		148.4	<u>40.668</u>	105.3	1:04.954		170.9	2:33.658		4	39.733	<u>163.4</u>	41.508	100.1	<u>46.874</u>	<u>190.5</u>	<u>229.8</u>	2:08.115	
2	1:22.971	61.4	1:01.632	74.5	1:01.463	68.8	85.6	3:26.066		5	<u>39.467</u>	154.9	40.717	<u>106.2</u>	46.904	<u>190.5</u>	228.3	<u>2:07.088</u>	
3	53.363	126.0	43.132	100.4	52.060	105.0	112.7	2:28.555		6	39.921	150.0	41.615	103.2	Pit In	187.5	226.9	<u>2:55.374</u>	

58 M.Nabais-A.Nabais										Porsche Cayman GT4 Clubsport (981)									
lap	Sect-1	Speed	Sect-2	Speed	Sect-3	Speed	TopSpeed	laptime	pit	lap	Sect-1	Speed	Sect-2	Speed	Sect-3	Speed	Topspeed	laptime	pit
1		173.9	40.143	108.8	1:05.660		159.5	2:33.045		11	37.726	169.5	38.690	106.1	44.606	<u>193.5</u>	232.8	2:01.022	
2	1:22.213	63.6	1:01.820	77.0	1:02.029	72.4	85.4	3:26.062		12	<u>37.621</u>	169.0	38.765	99.9	44.398	<u>193.5</u>	233.3	<u>2:00.784</u>	
3	51.795	139.5	41.923	99.3	54.454	108.8	115.1	2:28.172		13	37.716	164.6	39.225	99.9	45.554	<u>193.5</u>	233.3	2:02.495	
4	39.927	<u>183.1</u>	38.855	110.7	45.744	180.9	228.8	2:04.526		14	40.148	151.7	38.797	103.6	44.829	190.5	231.8	2:03.774	
5	38.282	178.5	38.614	99.0	45.854	190.5	233.8	2:02.750		15	37.657	158.6	38.694	111.1	45.062	<u>193.5</u>	<u>235.3</u>	2:01.413	
6	47.359	120.1	46.792	89.6	Pit In	190.5	231.8	<u>2:47.515</u>		16	38.446	166.4	39.072	99.5	50.547	192.5	233.8	2:08.065	
7	Pit Out	157.2	39.893	103.6	45.834			3:18.181		17	41.814	164.6	57.859	69.9	55.774	179.1	220.9	2:35.447	
8	38.304	168.2	39.299	103.1	Pit In	189.5	230.8	2:13.277		18	38.956	176.8	39.402	106.0	44.523	181.8	227.4	2:02.881	
9	Pit Out	151.9	39.435	<u>122.6</u>	44.739			4:00.034		19	38.920	173.9	<u>38.495</u>	113.4	44.605	190.5	232.3	2:02.020	
10	38.234	156.3	38.936	104.4	<u>44.367</u>	191.5	230.8	2:01.537		20									



Algarve Welcome Spring

Autódromo Internacional do Algarve

CPV / IBERIAN SUPERCARS
4 - 7 May 2023
Laps and Sector Times - Race 2
Autodromo Internacional Algarve - 4652mtr.

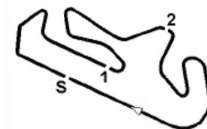
69 Fothergill-Bennett										Porsche 911 Cup									
lap	Sect-1	Speed	Sect-2	Speed	Sect-3	Speed	TopSpeed	laptime	pit	lap	Sect-1	Speed	Sect-2	Speed	Sect-3	Speed	Topspeed	laptime	pit
1		164.9	38.846	118.2	1:04.909		179.1	2:25.554		11	39.594	152.5	40.909	110.3	45.857	180.0	208.5	2:06.360	
2	1:19.642	59.0	1:02.711	92.4	1:03.620	80.5	85.4	3:25.973		12	41.179	152.1	41.510	105.7	Pit In	174.8	208.5	2:15.477	
3	46.570	121.1	39.723	117.6	59.285	95.2	134.7	2:25.578		13	Pit Out	159.3	42.487	97.1	48.600			4:17.708	
4	36.952	166.4	<u>37.515</u>	<u>119.9</u>	<u>43.779</u>	197.8	<u>236.8</u>	<u>1:58.246</u>		14	42.365	152.1	43.392	109.0	49.287	171.4	206.1	2:15.044	
5	<u>36.746</u>	170.6	39.310	107.5	43.844	<u>198.9</u>	236.3	1:59.900		15	42.398	142.3	44.441	100.7	49.157	166.7	203.4	2:15.996	
6	37.832	161.2	38.672	111.7	44.032	192.5	228.3	2:00.536		16	41.681	147.3	42.581	119.2	48.950	169.8	205.3	2:13.212	
7	39.614	162.2	40.257	115.3	45.839	180.9	204.5	2:05.710		17	44.248	120.1	44.683	100.0	50.299	169.0	198.9	2:19.230	
8	39.464	<u>172.2</u>	39.927	106.7	45.173	182.7	216.4	2:04.564		18	44.345	129.0	43.795	99.3	49.560	160.0	191.2	2:17.700	
9	39.554	151.9	40.918	109.1	45.687	179.1	216.9	2:06.159		19	42.720	136.0	43.422	106.1	49.021	166.7	198.5	2:15.163	
10	38.310	161.7	40.477	106.3	45.090	185.6	220.9	2:03.877		20	43.653	137.8	44.419	103.5	50.502	160.0	183.7	2:18.574	

78 Fontes-Gomez										BMW M2 CS Racing									
lap	Sect-1	Speed	Sect-2	Speed	Sect-3	Speed	TopSpeed	laptime	pit	lap	Sect-1	Speed	Sect-2	Speed	Sect-3	Speed	Topspeed	laptime	pit
1		153.4	41.044	101.6	1:04.823		177.3	2:31.219		11	Pit Out	164.1	38.012	109.5	44.545			4:07.201	
2	1:21.451	62.9	1:02.326	73.6	1:01.792	76.9	87.9	3:25.569		12	38.404	161.7	38.291	114.6	45.439	196.7	241.6	2:02.134	
3	51.837	142.5	42.716	105.0	54.628	103.4	118.4	2:29.181		13	37.316	180.6	<u>37.604</u>	106.0	44.439	196.7	241.6	1:59.359	
4	39.286	165.6	39.404	105.0	45.938	189.5	240.0	2:04.628		14	37.031	<u>181.8</u>	<u>37.641</u>	106.6	45.070	197.8	242.2	1:59.742	
5	38.501	161.7	39.098	98.5	45.961	196.7	227.8	2:03.560		15	39.049	168.5	38.352	<u>121.5</u>	44.732	<u>200.0</u>	243.2	2:02.133	
6	41.258	176.2	38.574	105.8	45.330	196.7	242.2	2:05.162		16	<u>36.940</u>	174.8	37.716	112.7	44.755	197.8	242.2	1:59.411	
7	37.553	177.9	38.004	103.6	44.808	196.7	241.1	2:00.365		17	37.247	175.6	37.913	107.4	49.366	196.7	<u>243.8</u>	2:04.526	
8	37.707	171.4	38.288	108.5	45.730	195.7	238.9	2:01.725		18	42.296	76.8	1:01.259	73.3	54.464	177.3	230.8	2:38.019	
9	37.899	175.6	39.061	100.5	44.891	193.5	239.5	2:01.851		19	37.400	172.2	37.732	114.2	44.357	193.5	236.8	1:59.489	
10	37.587	175.3	38.198	106.6	Pit In	197.8	241.1	2:08.511		20	37.008	171.7	37.621	113.0	<u>44.334</u>	196.7	241.6	<u>1:58.963</u>	

88 Manuel Vistas										McLaren 570S Trophy									
lap	Sect-1	Speed	Sect-2	Speed	Sect-3	Speed	TopSpeed	laptime	pit	lap	Sect-1	Speed	Sect-2	Speed	Sect-3	Speed	Topspeed	laptime	pit
1		148.4	40.827	102.2	1:04.635		172.0	2:30.225		11	40.413	145.2	41.231	87.0	49.209	188.5	227.8	2:10.853	
2	1:21.062	54.9	1:02.238	66.9	1:01.901	81.8	86.8	3:25.201		12	40.503	145.9	42.576	99.4	48.765	187.5	222.7	2:11.844	
3	50.765	137.8	42.124	104.7	56.954	98.6	136.2	2:29.843		13	40.359	142.7	42.167	96.8	48.558	189.5	230.3	2:11.084	
4	38.796	167.2	39.513	<u>111.1</u>	46.543	188.5	229.8	2:04.852		14	40.235	143.2	42.475	88.9	49.006	190.5	230.8	2:11.716	
5	38.463	157.4	<u>39.137</u>	108.8	<u>46.073</u>	194.6	222.2	<u>2:03.673</u>		15	40.203	139.7	42.464	84.3	50.518	190.5	233.8	2:13.185	
6	1:00.055	141.4	40.689	101.7	50.950	<u>196.7</u>	<u>248.8</u>	2:31.694		16	42.110	125.3	42.357	92.6	51.116	189.5	216.9	2:15.583	
7	39.319	154.5	40.318	103.4	47.119	188.5	236.8	2:06.756		17	42.214	139.7	56.881	72.7	56.509	182.7	193.2	2:35.604	
8	39.001	<u>168.2</u>	40.480	98.8	47.274	<u>196.7</u>	235.8	2:06.755		18	41.662	143.0	43.109	91.0	49.908	190.5	229.3	2:14.679	
9	<u>38.211</u>	163.4	39.357	106.1	Pit In	191.5	244.9	2:15.232		19	41.622	128.7	42.375	75.9	49.680	190.5	228.3	2:13.677	
10	Pit Out	156.7	41.225	100.5	49.308			4:23.244		20									

101 Machado-Pinto Coelho										Ginetta G40									
lap	Sect-1	Speed	Sect-2	Speed	Sect-3	Speed	TopSpeed	laptime	pit	lap	Sect-1	Speed	Sect-2	Speed	Sect-3	Speed	Topspeed	laptime	pit
1		<u>124.3</u>	<u>43.851</u>	<u>99.2</u>	Pit In		<u>159.3</u>	2:41.426		2									

102 Camelo-Caçoilo										Ginetta G40									
lap	Sect-1	Speed	Sect-2	Speed	Sect-3	Speed	TopSpeed	laptime	pit	lap	Sect-1	Speed	Sect-2	Speed	Sect-3	Speed	Topspeed	laptime	pit
1		135.3	43.624	92.9	1:03.504		149.0	2:38.112		11	Pit Out	122.6	44.498	106.6	49.655			4:19.811	
2	1:25.294	96.8	1:00.575	68.9	1:00.891	78.4	108.4	3:26.760		12	42.791	122.3	44.146	93.2	49.578	162.2	193.5	2:16.515	
3	52.767	118.9	45.623	94.1	53.230	117.6	118.2	2:31.620		13	42.884	135.3	42.777	107.1	48.792	162.9	<u>195.3</u>	2:14.453	



Algarve Welcome Spring

Autódromo Internacional do Algarve

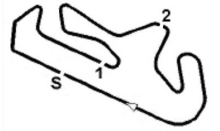
CPV / IBERIAN SUPERCARS
4 - 7 May 2023
Laps and Sector Times - Race 2
Autodromo Internacional Algarve - 4652mtr.

4	42.836	147.1	42.977	96.9	48.094	157.9	191.8	2:13.907	14	42.809	131.2	43.032	109.9	50.547	163.6	<u>195.3</u>	2:16.388
5	41.909	150.6	42.179	104.0	47.159	162.9	194.2	2:11.247	15	42.607	142.5	43.086	109.1	49.293	159.3	192.2	2:14.986
6	41.314	153.8	<u>41.436</u>	<u>120.5</u>	53.363	<u>164.4</u>	194.9	2:16.113	16	43.165	127.8	44.180	98.9	50.176	160.7	192.5	2:17.521
7	42.121	151.9	41.601	111.3	<u>46.891</u>	153.8	187.5	<u>2:10.613</u>	17	47.693	114.8	45.265	101.6	49.971	157.9	168.5	2:22.929
8	1:01.227	146.5	41.856	110.2	48.304	163.6	193.9	2:31.387	18	42.233	136.0	42.612	101.1	49.139	159.3	190.8	2:13.984
9	41.913	148.6	41.687	108.3	47.670	<u>164.4</u>	<u>195.3</u>	2:11.270	19	42.194	136.0	42.365	103.9	47.808	160.0	192.9	2:12.367
10	<u>41.204</u>	<u>157.9</u>	41.817	101.6	Pit In	<u>164.4</u>	194.9	2:16.592	20								

115 Muñoz-Simó										Mercedes AMG GT4									
lap	Sect-1	Speed	Sect-2	Speed	Sect-3	Speed	TopSpeed	laptime	pit	lap	Sect-1	Speed	Sect-2	Speed	Sect-3	Speed	Topspeed	laptime	pit
1		169.3	36.445	130.8	1:03.992		159.3	2:19.800		12	35.565	185.6	35.829	121.3	41.801	197.8	235.8	1:53.195	
2	1:17.873	76.4	1:03.351	91.4	1:02.818	77.4	84.1	3:24.042		13	35.595	180.9	35.938	120.8	41.744	196.7	234.8	1:53.277	
3	45.277	147.1	42.206	107.0	59.709	112.9	173.9	2:27.192		14	35.595	178.5	36.280	119.1	Pit In	197.8	235.8	2:00.525	
4	36.293	180.9	36.015	123.1	41.855	<u>201.1</u>	<u>239.5</u>	1:54.163		15	Pit Out	164.6	37.137	122.7	44.528			3:55.469	
5	35.520	179.1	<u>35.560</u>	124.4	<u>41.505</u>	198.9	238.4	<u>1:52.585</u>		16	38.394	157.0	36.581	129.8	42.705	191.5	233.8	1:57.680	
6	35.562	184.3	35.943	125.6	41.730	200.0	238.4	1:53.235		17	36.506	151.0	37.345	128.4	43.263	196.7	235.3	1:57.114	
7	35.589	172.0	35.763	<u>131.4</u>	41.941	198.9	237.9	1:53.293		18	36.412	171.7	36.419	124.4	42.386	194.6	235.3	1:55.217	
8	35.813	181.2	35.881	121.5	41.596	197.8	235.3	1:53.290		19	55.144	74.7	1:02.273	61.7	52.980	196.7	234.8	2:50.397	
9	<u>35.515</u>	<u>186.5</u>	35.718	123.6	41.534	197.8	236.3	1:52.767		20	36.279	172.0	36.220	126.8	42.725	198.9	238.9	1:55.224	
10	35.588	175.3	35.800	128.9	42.851	197.8	235.8	1:54.239		21	36.309	168.2	36.795	116.3	43.059	195.7	236.3	1:56.163	
11	35.816	185.9	35.859	124.0	41.704	192.5	232.8	1:53.379		22									

116 Aso Arjol-Vannelet										Mercedes AMG GT4									
lap	Sect-1	Speed	Sect-2	Speed	Sect-3	Speed	TopSpeed	laptime	pit	lap	Sect-1	Speed	Sect-2	Speed	Sect-3	Speed	Topspeed	laptime	pit
1		167.4	36.767	114.4	1:04.516		162.9	2:20.815		12	36.819	189.5	36.942	105.9	Pit In	196.7	237.4	2:00.938	
2	1:17.797	73.5	1:03.202	93.5	1:02.418	72.1	87.8	3:23.417		13	Pit Out	138.1	39.654	100.2	44.062			3:57.756	
3	46.017	129.3	41.901	105.5	59.408	107.1	158.1	2:27.326		14	37.630	147.1	38.060	105.6	43.284	193.5	226.9	1:58.974	
4	36.444	<u>189.8</u>	<u>35.971</u>	122.4	42.187	<u>201.1</u>	<u>240.0</u>	1:54.602		15	37.946	146.5	38.208	117.5	43.601	194.6	220.4	1:59.755	
5	35.600	179.1	37.293	116.5	42.119	198.9	237.9	1:55.012		16	37.051	157.9	37.088	114.2	43.733	194.6	232.8	1:57.872	
6	<u>35.453</u>	182.1	36.337	115.8	<u>42.003</u>	197.8	235.8	<u>1:53.793</u>		17	37.456	160.7	37.137	111.9	43.107	188.5	228.8	1:57.700	
7	35.746	174.5	36.020	123.3	42.185	197.8	234.8	1:53.951		18	36.848	159.1	37.066	111.0	44.750	196.7	230.3	1:58.664	
8	35.676	187.2	36.118	120.0	42.419	196.7	235.3	1:54.213		19	44.077	120.4	56.465	72.6	54.394	194.6	162.2	2:34.936	
9	35.793	189.1	37.303	109.5	42.144	195.7	235.3	1:55.240		20	38.658	147.3	37.924	<u>124.6</u>	44.512	183.7	224.5	2:01.094	
10	35.815	177.9	36.466	117.0	42.336	198.9	237.9	1:54.617		21	50.318	128.7	1:19.640	76.4	1:37.184	194.6	229.8	3:47.142	
11	36.162	185.9	36.291	108.1	42.681	198.9	234.3	1:55.134		22									

580 Sousa-Silva										Cupra TCR									
lap	Sect-1	Speed	Sect-2	Speed	Sect-3	Speed	TopSpeed	laptime	pit	lap	Sect-1	Speed	Sect-2	Speed	Sect-3	Speed	Topspeed	laptime	pit
1		138.3	41.241	103.0	1:05.183		180.0	2:31.981		11	38.246	163.1	38.602	102.6	Pit In	185.6	220.4	2:09.367	
2	1:22.040	60.5	1:01.810	74.5	1:01.656	76.8	89.3	3:25.506		12	Pit Out	145.2	43.765	102.4	50.459			4:18.368	
3	52.299	128.6	42.287	101.6	54.679	102.0	119.9	2:29.265		13	40.318	161.9	43.844	91.1	49.192	177.3	214.3	2:13.354	
4	39.174	154.5	39.243	103.8	46.320	180.0	219.5	2:04.737		14	42.110	156.1	42.311	103.3	50.116	182.7	191.2	2:14.537	
5	38.757	161.0	39.090	103.3	45.703	184.6	224.1	2:03.550		15	44.459	132.7	43.284	93.4	49.316	174.8	203.4	2:17.059	
6	39.240	164.1	40.164	107.2	<u>44.463</u>	185.6	223.6	2:03.867		16	44.876	147.7	42.076	91.1	54.565	176.5	179.4	2:21.517	
7	38.474	<u>169.3</u>	38.312	103.2	44.633	184.6	220.4	2:01.419		17	49.412	115.6	48.266	88.1	57.209	151.3	158.4	2:34.887	
8	38.028	160.7	<u>38.214</u>	<u>109.6</u>	44.801	185.6	223.1	2:01.043		18	49.670	149.8	43.460	93.2	48.443	127.7	137.2	2:21.573	
9	38.283	167.4	39.375	96.8	44.728	182.7	219.5	2:02.386		19	45.354	152.8	43.741	93.8	54.131	176.5	186.2	2:23.226	



Algarve Welcome Spring
Autódromo Internacional do Algarve

CPV / IBERIAN SUPERCARS

4 - 7 May 2023

Laps and Sector Times - Race 2

Autodromo Internacional Algarve - 4652mtr.

10	37.568	162.2	38.389	103.8	44.597	188.5	225.5	2:00.554	20				
----	--------	-------	--------	-------	--------	-------	-------	----------	----	--	--	--	--