

Algarve Welcome Spring  
Autódromo Internacional do Algarve

CPV / IBERIAN SUPERCARS  
Laps and Sector Times - Race 1

4 - 7 May 2023  
Autodromo Internacional Algarve - 4652mtr.

5 Pires-Abreu										BMW M4 GT4									
lap	Sect-1	Speed	Sect-2	Speed	Sect-3	Speed	TopSpeed	laptime	pit	lap	Sect-1	Speed	Sect-2	Speed	Sect-3	Speed	Topspeed	laptime	pit
1	Pit Out	55.6	51.320	88.5	1:35.863			3:31.692		12	35.227	180.6	36.002	<u>133.8</u>	41.985	201.1	242.2	1:53.214	
2	44.949	161.9	39.194	114.0	41.930	83.3	187.8	2:06.073		13	35.140	181.5	35.952	111.3	42.340	201.1	243.2	1:53.432	
3	35.684	166.7	37.401	116.9	41.842	203.4	245.5	1:54.927		14	<u>35.065</u>	178.8	38.894	110.8	41.658	201.1	242.2	1:55.617	
4	36.379	184.6	35.994	121.2	41.040	203.4	248.8	1:53.413		15	35.345	182.1	36.109	114.6	41.786	200.0	241.6	1:53.240	
5	35.499	169.5	36.186	121.3	47.101	<u>205.7</u>	<u>250.0</u>	1:58.786		16	35.442	180.6	36.236	110.9	41.346	200.0	240.0	1:53.024	
6	57.411	96.7	1:03.091	69.9	Pit In	159.3	162.4	3:17.841		17	35.516	181.5	36.156	114.3	41.486	201.1	241.1	1:53.158	
7	Pit Out	171.7	36.158	121.5	41.430			3:51.131		18	35.285	185.6	35.993	116.8	41.526	200.0	242.7	1:52.804	
8	35.217	183.7	35.974	117.1	41.131	203.4	242.2	1:52.322		19	36.029	178.5	36.000	115.9	41.480	201.1	245.5	1:53.509	
9	35.185	182.1	<u>35.844</u>	119.3	<u>40.979</u>	201.1	240.0	<u>1:52.008</u>		20	35.338	<u>187.2</u>	36.395	111.8	41.525	203.4	247.7	1:53.258	
10	35.248	176.5	36.198	114.3	41.752	202.2	242.7	1:53.198		21	36.509	176.8	36.221	111.3	41.616	201.1	242.7	1:54.346	
11	35.733	183.1	35.922	117.5	41.195	196.7	238.4	1:52.850		22									

007 Ramos-Soares										Aston Martin Vantage GT4									
lap	Sect-1	Speed	Sect-2	Speed	Sect-3	Speed	TopSpeed	laptime	pit	lap	Sect-1	Speed	Sect-2	Speed	Sect-3	Speed	Topspeed	laptime	pit
1	Pit Out	51.9	51.440	74.2	1:34.888			3:31.256		11	39.157	157.2	37.761	107.0	43.013	198.9	242.7	1:59.931	
2	50.171	158.4	41.015	114.8	43.878	77.6	175.6	2:15.064		12	36.433	163.6	38.043	107.5	<u>42.606</u>	201.1	<u>245.5</u>	1:57.082	
3	38.874	141.0	40.424	97.1	44.052	200.0	241.6	2:03.350		13	36.544	164.1	37.548	106.4	42.717	202.2	244.9	<u>1:56.809</u>	
4	38.320	155.4	38.473	113.8	43.266	198.9	243.8	2:00.059		14	37.180	159.8	<u>37.353</u>	106.8	43.749	<u>203.4</u>	239.5	1:58.282	
5	38.392	163.4	39.905	107.6	49.815	196.7	241.6	2:08.112		15	37.398	158.1	37.993	106.0	43.461	194.6	238.4	1:58.852	
6	42.270	127.5	55.460	65.1	1:08.571	177.3	193.5	2:46.301		16	37.692	156.5	37.681	103.3	43.395	201.1	238.9	1:58.768	
7	1:04.511	75.1	46.967	107.6	Pit In	99.4	95.6	2:48.048		17	36.903	167.2	38.619	101.1	43.438	200.0	242.2	1:58.960	
8	Pit Out	162.4	38.039	<u>121.3</u>	43.889			3:53.276		18	37.043	165.6	38.846	119.3	43.424	201.1	244.9	1:59.313	
9	36.826	157.7	38.774	105.4	43.322	201.1	244.9	1:58.922		19	37.089	165.4	37.950	110.9	43.762	202.2	231.3	1:58.801	
10	<u>36.339</u>	<u>169.5</u>	37.433	111.8	43.296	201.1	<u>245.5</u>	1:57.068		20	37.046	160.5	38.231	108.7	43.444	<u>203.4</u>	244.9	1:58.721	

8 Cunha-Rodrigues										Audi R8 LMS GT4									
lap	Sect-1	Speed	Sect-2	Speed	Sect-3	Speed	TopSpeed	laptime	pit	lap	Sect-1	Speed	Sect-2	Speed	Sect-3	Speed	Topspeed	laptime	pit
1	1:40.310	58.9	56.656	77.2	1:47.905	52.8	57.4	4:29.065		12	36.052	187.5	36.067	116.5	42.458	200.0	242.7	1:54.577	
2	48.456	174.5	36.563	113.2	42.036	58.5	164.9	2:07.055		13	35.373	188.5	36.869	119.5	41.759	200.0	241.1	1:54.001	
3	35.513	175.0	37.207	111.1	42.006	200.0	244.9	1:54.726		14	35.220	197.8	38.036	112.6	42.179	200.0	241.6	1:55.435	
4	35.726	186.2	36.800	106.3	41.834	198.9	241.1	1:54.360		15	35.386	192.9	35.963	114.4	41.993	197.8	238.9	1:53.342	
5	35.626	183.1	36.538	101.9	47.809	197.8	242.7	1:59.973		16	35.563	197.4	36.116	119.5	41.964	197.8	237.9	1:53.643	
6	56.499	89.5	1:02.894	78.3	Pit In	153.2	133.2	3:14.934		17	35.530	185.6	36.447	111.5	41.970	197.8	238.4	1:53.947	
7	Pit Out	137.9	40.115	112.6	43.273			4:00.195		18	36.384	178.2	36.384	114.0	42.224	195.7	239.5	1:54.992	
8	36.125	188.2	36.065	113.8	41.907	195.7	237.4	1:54.097		19	35.568	195.7	36.597	113.1	42.432	196.7	239.5	1:54.597	
9	<u>35.215</u>	185.9	<u>35.946</u>	117.5	<u>41.604</u>	200.0	243.8	<u>1:52.765</u>		20	36.695	182.4	36.273	117.8	42.262	197.8	242.2	1:55.230	
10	35.679	<u>198.9</u>	38.404	117.8	42.154	<u>205.7</u>	<u>247.1</u>	1:56.237		21	35.688	189.5	36.404	<u>120.9</u>	42.540	197.8	240.0	1:54.632	
11	36.188	175.0	36.596	114.5	42.074	198.9	241.6	1:54.858		22									

9 João Vieira										Porsche 911 Cup									
lap	Sect-1	Speed	Sect-2	Speed	Sect-3	Speed	TopSpeed	laptime	pit	lap	Sect-1	Speed	Sect-2	Speed	Sect-3	Speed	Topspeed	laptime	pit
1	Pit Out	50.3	51.356	73.9	1:36.253			3:34.018		12	37.146	157.0	39.006	109.3	44.180	<u>202.2</u>	242.7	2:00.332	
2	52.045	125.0	43.234	105.2	45.859	77.3	169.5	2:21.138		13	37.191	154.1	37.928	113.2	43.687	<u>202.2</u>	240.5	1:58.806	
3	38.660	146.5	39.218	103.3	44.625	195.7	234.3	2:02.503		14	<u>36.711</u>	153.8	38.179	107.5	43.523	<u>202.2</u>	239.5	1:58.413	
4	37.668	150.0	39.079	104.8	43.701	197.8	237.9	2:00.448		15	37.058	159.3	37.665	111.3	43.887	<u>202.2</u>	243.8	1:58.610	

## Algarve Welcome Spring

Autódromo Internacional do Algarve

CPV / IBERIAN SUPERCARS  
Laps and Sector Times - Race 1

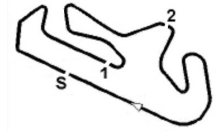
4 - 7 May 2023  
Autodromo Internacional Algarve - 4652mtr.

5	37.256	159.5	38.895	107.2	48.045	200.0	238.9	2:04.196	16	36.822	156.7	37.807	110.4	43.680	201.1	240.0	1:58.309
6	42.929	125.1	56.120	61.1	Pit In	171.4	193.9	2:50.313	17	37.063	161.2	38.058	113.0	43.727	201.1	237.9	1:58.848
7	Pit Out	<u>168.2</u>	38.526	107.1	44.160			3:56.214	18	37.210	151.7	38.878	112.0	44.382	<u>202.2</u>	<u>244.9</u>	2:00.470
8	37.463	161.4	38.768	102.5	43.764	197.8	240.0	1:59.995	19	37.456	163.1	<u>37.572</u>	114.8	44.263	201.1	219.5	1:59.291
9	37.282	164.4	37.829	103.0	44.040	201.1	238.9	1:59.151	20	37.787	153.2	38.255	105.7	43.693	200.0	234.3	1:59.735
10	36.967	163.1	37.748	107.1	43.361	201.1	241.1	<u>1:58.076</u>	21	37.492	159.1	37.964	<u>119.2</u>	44.151	200.0	224.5	1:59.607
11	37.349	162.4	38.261	104.3	<u>43.332</u>	200.0	241.6	1:58.942	22								

12 Zemaitis-Geppert										McLaren 570S GT4									
lap	Sect-1	Speed	Sect-2	Speed	Sect-3	Speed	TopSpeed	laptime	pit	lap	Sect-1	Speed	Sect-2	Speed	Sect-3	Speed	Topspeed	laptime	pit
1	1:46.117	42.9	54.823	89.7	1:43.262	53.1	45.6	4:31.740		12	35.939	177.3	36.269	116.4	42.029	200.0	243.2	1:54.237	
2	50.249	156.5	42.073	109.4	45.352	68.1	169.8	2:17.674		13	35.585	180.3	36.257	112.0	42.013	201.1	245.5	1:53.855	
3	37.590	166.9	38.380	110.5	43.759	192.5	237.9	1:59.729		14	35.676	<u>185.2</u>	36.124	113.4	<u>41.953</u>	<u>202.2</u>	243.8	1:53.753	
4	36.520	172.8	37.369	111.2	43.215	195.7	241.6	1:57.104		15	<u>35.359</u>	183.1	36.125	114.8	42.183	<u>202.2</u>	244.9	<u>1:53.667</u>	
5	36.306	183.1	38.719	91.7	47.856	197.8	243.8	2:02.881		16	35.688	180.9	36.132	<u>120.1</u>	42.379	198.9	245.5	1:54.199	
6	46.702	97.6	1:02.117	63.6	1:09.196	188.5	179.1	2:58.015		17	35.769	172.8	36.719	118.7	42.891	200.0	246.6	1:55.379	
7	1:04.359	79.4	46.814	92.6	Pit In	107.1	82.7	2:44.993		18	36.037	166.4	36.929	115.8	42.151	<u>202.2</u>	<u>247.7</u>	1:55.117	
8	Pit Out	180.3	37.150	112.9	42.908			4:01.033		19	35.599	180.9	<u>35.985</u>	117.4	42.392	197.8	243.8	1:53.976	
9	35.770	169.3	37.089	116.3	42.306	197.8	244.9	1:55.165		20	36.048	183.1	36.185	115.5	43.111	201.1	247.1	1:55.344	
10	35.640	181.8	36.027	116.8	42.346	200.0	243.2	1:54.013		21	35.964	183.7	36.590	115.6	42.328	198.9	244.9	1:54.882	
11	35.745	180.3	36.558	114.8	42.224	198.9	243.2	1:54.527		22									

16 Batina-Azevedo										BMW M4 GT4 F82									
lap	Sect-1	Speed	Sect-2	Speed	Sect-3	Speed	TopSpeed	laptime	pit	lap	Sect-1	Speed	Sect-2	Speed	Sect-3	Speed	Topspeed	laptime	pit
1	1:43.061	55.3	54.762	69.2	1:46.381	52.9	47.6	4:31.056		12	35.481	178.2	36.414	99.6	<u>41.798</u>	201.1	244.3	1:53.693	
2	48.535	165.9	38.806	114.0	42.710	64.5	168.8	2:10.051		13	35.419	171.7	36.767	97.3	42.249	203.4	244.9	1:54.435	
3	35.959	179.1	36.979	118.6	43.794	202.2	245.5	1:56.732		14	35.705	177.6	36.376	105.5	42.309	198.9	242.2	1:54.390	
4	36.465	171.2	37.314	109.6	42.280	<u>204.5</u>	246.0	1:56.059		15	35.608	180.9	36.613	93.9	41.884	<u>204.5</u>	<u>248.3</u>	1:54.105	
5	35.963	167.7	36.835	97.2	44.405	203.4	246.6	1:57.203		16	35.588	161.4	37.376	101.4	42.311	200.0	242.7	1:55.275	
6	57.718	77.2	1:02.691	70.9	1:11.822	146.9	179.4	3:12.231		17	35.941	180.0	36.906	101.8	42.048	196.7	241.1	1:54.895	
7	1:05.415	71.7	46.006	82.2	46.559	101.4	79.5	2:37.980		18	35.600	<u>184.0</u>	37.100	106.6	42.061	202.2	244.3	1:54.761	
8	36.491	177.3	36.860	105.3	Pit In	182.7	233.3	2:02.007		19	36.004	176.2	36.491	<u>118.9</u>	42.380	201.1	243.2	1:54.875	
9	Pit Out	172.8	<u>36.146</u>	105.7	41.828			3:51.454		20	36.580	160.7	36.516	113.2	42.330	201.1	242.2	1:55.426	
10	36.012	172.5	36.561	100.7	41.835	201.1	243.2	1:54.408		21	35.518	179.7	37.035	101.7	42.633	201.1	243.8	1:55.186	
11	<u>35.262</u>	173.4	36.277	100.7	42.085	203.4	243.2	<u>1:53.624</u>		22									

18 Gião-Vieira										Mercedes AMG GT4									
lap	Sect-1	Speed	Sect-2	Speed	Sect-3	Speed	TopSpeed	laptime	pit	lap	Sect-1	Speed	Sect-2	Speed	Sect-3	Speed	Topspeed	laptime	pit
1	1:40.572	50.9	56.419		1:47.918	53.5	58.9	4:29.790		11	Pit Out	175.3	37.299	105.9	42.104			3:25.842	
2	50.932	163.6	37.931	116.8	42.742	61.3	163.1	2:11.605		12	35.978	170.9	36.558	116.8	42.480	195.7	236.8	1:55.016	
3	36.113	177.6	38.094	122.6	42.140	198.9	240.0	1:56.347		13	35.692	184.0	36.260	121.2	42.407	194.6	234.8	1:54.359	
4	35.765	180.6	<u>35.932</u>	123.1	<u>41.454</u>	196.7	239.5	<u>1:53.151</u>		14	35.810	<u>188.5</u>	36.422	112.3	41.973	198.9	236.8	1:54.205	
5	<u>35.606</u>	175.3	36.018	<u>124.1</u>	46.374	<u>200.0</u>	<u>241.6</u>	1:57.998		15	35.823	177.0	36.380	114.6	41.995	194.6	233.3	1:54.198	
6	57.204	102.3	1:03.058	72.6	Pit In	148.8	150.0	3:14.262		16	36.056	177.6	36.306	116.0	41.995	196.7	235.3	1:54.357	
7	Pit Out	133.7	39.421	123.7	42.096			3:55.985		17	35.699	181.8	36.479	116.3	41.900	195.7	236.3	1:54.078	
8	35.746	185.6	36.556	117.0	41.790	198.9	235.8	1:54.092		18	35.608	183.1	36.219	123.9	42.294	195.7	235.3	1:54.121	
9	35.607	181.8	36.311	118.7	41.849	196.7	235.8	1:53.767		19	36.102	181.5	36.326	120.8	42.289	197.8	235.8	1:54.717	



## Algarve Welcome Spring

### Autódromo Internacional do Algarve

CPV / IBERIAN SUPERCARS  
Laps and Sector Times - Race 1

4 - 7 May 2023  
Autodromo Internacional Algarve - 4652mtr.

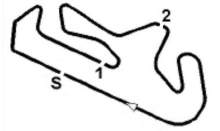
10	35.835	179.1	46.610	100.0	Pit In	197.8	237.4	2:24.962	20	35.707	178.8	36.151	122.7	42.104	196.7	235.8	1:53.962
----	--------	-------	--------	-------	--------	-------	-------	----------	----	--------	-------	--------	-------	--------	-------	-------	----------

24 Carvalho-Batista										McLaren 570S GT4										
lap	Sect-1	Speed	Sect-2	Speed	Sect-3	Speed	TopSpeed	laptime	pit	lap	Sect-1	Speed	Sect-2	Speed	Sect-3	Speed	Topspeed	laptime	pit	
1	1:41.823	61.7	<u>55.781</u>	<u>71.0</u>	<u>1:46.784</u>	52.5	53.8	<u>4:30.170</u>		2										

25 Kirton-Elsworth										Ginetta G50									
lap	Sect-1	Speed	Sect-2	Speed	Sect-3	Speed	TopSpeed	laptime	pit	lap	Sect-1	Speed	Sect-2	Speed	Sect-3	Speed	Topspeed	laptime	pit
1	1:47.775	45.6	52.401	72.3	1:36.999	41.6	55.4	4:35.927		11	38.732	151.5	39.126	107.5	44.031	187.5	226.9	2:01.889	
2	51.795	124.1	45.377	99.0	47.836	73.6	175.0	2:25.008		12	38.659	154.9	38.867	107.6	43.866	<u>194.6</u>	<u>234.8</u>	2:01.392	
3	40.208	155.4	42.064	94.6	46.568	185.6	220.4	2:08.840		13	38.006	151.3	<u>38.655</u>	<u>115.0</u>	43.813	191.5	226.9	2:00.474	
4	40.487	142.9	41.711	102.0	46.994	185.6	211.4	2:09.192		14	<u>37.714</u>	<u>161.9</u>	38.905	107.1	43.604	192.5	228.3	<u>2:00.223</u>	
5	40.730	146.7	43.134	106.1	47.780	183.7	216.0	2:11.644		15	38.514	148.4	40.450	109.5	43.881	190.5	226.9	2:02.845	
6	42.298	144.0	42.542	96.1	1:04.219	178.2	191.5	2:29.059		16	37.809	156.3	39.152	112.1	43.412	191.5	230.3	2:00.373	
7	1:03.985	61.2	51.633	92.3	53.089	92.5	120.5	2:48.707		17	38.561	144.6	41.094	110.5	44.058	192.5	230.3	2:03.713	
8	41.166	155.6	41.620	105.0	46.639	176.5	213.4	2:09.425		18	38.277	152.8	39.069	104.0	<u>43.362</u>	190.5	229.8	2:00.708	
9	41.498	146.7	41.903	94.6	Pit In	183.7	213.4	<u>2:21.167</u>		19	38.169	148.8	39.328	107.4	43.786	190.5	227.8	2:01.283	
10	Pit Out	151.5	39.662	109.1	45.074			<u>4:12.974</u>		20	38.298	146.3	39.051	108.1	44.303	190.5	225.0	2:01.652	

26 P. Abreu-Moore										Ginetta G50									
lap	Sect-1	Speed	Sect-2	Speed	Sect-3	Speed	TopSpeed	laptime	pit	lap	Sect-1	Speed	Sect-2	Speed	Sect-3	Speed	Topspeed	laptime	pit
1	1:47.580	35.9	53.881	80.8	1:37.550	39.9	48.6	4:35.547		11	37.558	165.4	38.085	103.4	44.714	191.5	231.3	2:00.357	
2	48.820	136.4	45.345	99.8	44.971	77.3	178.5	2:19.136		12	<u>37.384</u>	161.0	<u>37.819</u>	112.7	<u>43.117</u>	190.5	232.3	<u>1:58.320</u>	
3	38.685	148.4	40.024	105.5	44.637	192.5	235.3	2:03.346		13	37.714	169.0	53.954	108.9	44.626	189.5	229.3	2:16.294	
4	38.828	147.5	40.774	98.2	43.452	192.5	233.3	2:03.054		14	38.216	165.1	38.039	<u>113.0</u>	43.910	187.5	227.4	2:00.165	
5	38.152	145.4	42.527	95.8	48.416	<u>197.8</u>	<u>237.9</u>	2:09.095		15	37.925	<u>175.9</u>	38.210	106.8	43.653	192.5	232.8	1:59.788	
6	42.220	145.0	55.998	60.5	1:08.529	151.3	194.2	2:46.747		16	37.789	163.6	38.300	108.9	43.676	190.5	228.8	1:59.765	
7	1:02.353	70.5	47.230	105.9	Pit In	86.5	146.1	<u>2:45.077</u>		17	37.408	158.8	38.216	107.5	43.648	191.5	233.3	1:59.272	
8	Pit Out	142.1	40.665	98.5	44.623			<u>4:10.358</u>		18	38.188	167.7	38.371	99.8	44.102	190.5	230.3	2:00.661	
9	38.112	155.4	38.851	103.6	45.615	187.5	227.8	2:02.578		19	38.097	155.8	38.497	104.1	44.074	189.5	226.9	2:00.668	
10	37.857	156.3	37.834	109.5	43.188	189.5	231.8	1:58.879		20	38.469	174.5	39.021	106.0	44.044	190.5	226.4	2:01.534	

29 Alfonso Colomina										McLaren 570S GT4									
lap	Sect-1	Speed	Sect-2	Speed	Sect-3	Speed	TopSpeed	laptime	pit	lap	Sect-1	Speed	Sect-2	Speed	Sect-3	Speed	Topspeed	laptime	pit
1	1:47.049	33.2	53.140	93.4	1:42.421	47.8	42.9	4:32.795		11	36.758	179.7	38.059	114.6	43.258	195.7	237.9	1:58.075	
2	49.632	159.5	42.613	116.5	44.993	69.2	163.4	2:17.238		12	36.089	169.8	37.907	108.1	43.570	195.7	240.5	1:57.566	
3	37.507	155.4	39.347	114.8	44.081	194.6	242.2	2:00.935		13	36.471	184.3	37.515	115.3	<u>42.703</u>	195.7	239.5	1:56.689	
4	36.522	170.3	38.232	114.4	43.262	196.7	242.2	1:58.016		14	36.098	172.0	37.297	110.9	42.765	196.7	242.2	1:56.160	
5	36.404	171.4	42.226	97.7	50.420	197.8	241.6	2:09.050		15	<u>35.977</u>	<u>185.2</u>	37.112	117.0	42.849	197.8	242.2	<u>1:55.938</u>	
6	46.581	128.1	54.535	62.7	1:09.624	124.6	153.6	2:50.740		16	36.173	184.3	<u>36.988</u>	117.5	43.048	194.6	240.0	1:56.209	
7	1:03.553	82.1	47.419	103.9	Pit In	100.8	97.6	<u>2:47.047</u>		17	36.486	184.6	37.136	<u>121.5</u>	42.713	194.6	237.4	1:56.335	
8	Pit Out	166.4	38.375	116.0	43.858			<u>4:05.984</u>		18	36.169	174.5	37.538	120.4	43.595	<u>198.9</u>	<u>244.3</u>	1:57.302	
9	36.951	172.2	38.935	110.5	43.775	193.5	236.8	1:59.661		19	36.549	180.3	37.805	111.3	43.026	193.5	237.4	1:57.380	
10	36.935	173.4	38.715	106.6	43.729	196.7	241.6	1:59.379		20	36.616	180.0	37.558	107.5	43.385	197.8	242.2	1:57.559	



Algarve Welcome Spring  
Autódromo Internacional do Algarve

CPV / IBERIAN SUPERCARS  
Laps and Sector Times - Race 1

4 - 7 May 2023  
Autodromo Internacional Algarve - 4652mtr.

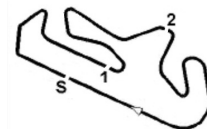
33 Rui Miritta										Porsche 911 Cup									
lap	Sect-1	Speed	Sect-2	Speed	Sect-3	Speed	TopSpeed	laptime	pit	lap	Sect-1	Speed	Sect-2	Speed	Sect-3	Speed	Topspeed	laptime	pit
1	1:47.310	34.6	53.372	80.8	1:40.756	48.2	46.9	4:33.717		4	37.046	157.7	<u>37.789</u>	113.9	<u>42.974</u>	200.0	242.2	<u>1:57.809</u>	
2	48.904	159.1	40.604	112.7	43.751	72.3	175.6	2:13.259		5	<u>36.675</u>	<u>164.9</u>	37.951	<u>120.9</u>	47.206	<u>202.2</u>	246.0	2:01.832	
3	36.754	152.5	38.738	110.2	43.460	<u>202.2</u>	<u>246.6</u>	1:58.952		6	48.970	94.2	1:01.181	61.7	Pit In	165.9	154.5	<u>3:04.168</u>	

37 Mota-Pires										Ginetta G55 GT4									
lap	Sect-1	Speed	Sect-2	Speed	Sect-3	Speed	TopSpeed	laptime	pit	lap	Sect-1	Speed	Sect-2	Speed	Sect-3	Speed	Topspeed	laptime	pit
1		147.7	39.827	98.8	43.171			26:49.578		7	36.323	181.2	36.930	103.8	41.988	190.5	225.9	1:55.241	
2	37.632	176.2	37.252	107.4	43.516	192.5	227.8	1:58.400		8	36.350	171.4	36.511	107.7	43.011	191.5	228.8	1:55.872	
3	36.059	179.7	36.737	105.4	<u>41.642</u>	192.5	228.8	1:54.438		9	36.381	177.9	36.818	118.2	42.299	189.5	226.9	1:55.498	
4	<u>35.706</u>	<u>183.4</u>	<u>36.466</u>	108.1	41.781	<u>194.6</u>	229.8	<u>1:53.953</u>		10	36.615	177.3	37.115	108.8	42.554	192.5	229.8	1:56.284	
5	35.776	177.9	36.580	105.5	41.647	192.5	227.8	1:54.003		11	36.179	179.4	37.013	<u>124.3</u>	42.516	<u>194.6</u>	<u>231.8</u>	1:55.708	
6	40.890	175.9	37.062	102.4	42.222	192.5	229.3	2:00.174		12									

38 Calheiros-Macedo										Mercedes AMG GT4									
lap	Sect-1	Speed	Sect-2	Speed	Sect-3	Speed	TopSpeed	laptime	pit	lap	Sect-1	Speed	Sect-2	Speed	Sect-3	Speed	Topspeed	laptime	pit
1					1:45.427	51.1	47.5	4:24.350		11					42.989	197.8			1:56.537
2					43.131	63.3	167.4	2:11.321		12					42.577	193.5			<u>1:54.988</u>
3					42.620	202.2		1:57.321		13					<u>42.374</u>	<u>203.4</u>			1:55.056
4					42.523	<u>203.4</u>		1:55.833		14					43.013	197.8			1:56.518
5					45.626	201.1		1:59.038		15					43.208	196.7			1:56.063
6					1:12.103	164.4	187.2	3:10.366		16					43.115	191.5			1:55.275
7					46.491	110.8	79.6	2:37.227		17					44.671	195.7			1:58.684
8					42.544	171.4		1:56.330		18					43.030	196.7			1:56.383
9			Pit In		Pit In	195.7	<u>238.4</u>	<u>2:01.925</u>		19					43.038	192.5			1:55.693
10	Pit Out				42.939			<u>3:50.925</u>		20					43.812	190.5			1:57.095

40 Hormigos-Hernández										BMW M240i Racing									
lap	Sect-1	Speed	Sect-2	Speed	Sect-3	Speed	TopSpeed	laptime	pit	lap	Sect-1	Speed	Sect-2	Speed	Sect-3	Speed	Topspeed	laptime	pit
1	1:46.919	35.5	52.938	89.1	1:41.706	49.4	45.7	4:33.327		11	39.320	161.4	39.563	101.6	46.431	188.5	229.3	2:05.314	
2	50.340	147.3	42.174	106.3	45.058	72.1	167.2	2:17.572		12	39.404	160.0	40.007	96.8	46.305	188.5	231.3	2:05.716	
3	39.625	146.9	40.170	103.7	44.765	<u>190.5</u>	<u>234.3</u>	2:04.560		13	38.518	164.1	40.407	96.0	46.260	185.6	227.4	2:05.185	
4	40.474	149.2	39.864	96.7	<u>44.613</u>	189.5	231.3	2:04.951		14	38.649	163.9	39.608	104.5	45.223	186.5	227.8	2:03.480	
5	38.626	146.7	41.552	99.3	46.799	<u>190.5</u>	230.8	2:06.977		15	38.661	155.6	40.117	100.7	45.216	185.6	225.9	2:03.994	
6	41.891	128.0	56.644	64.4	1:08.148	173.9	207.7	2:46.683		16	38.601	<u>175.9</u>	39.491	107.2	44.991	187.5	227.4	<u>2:03.083</u>	
7	1:03.712	72.9	47.099	102.8	46.530	104.0	106.8	2:37.341		17	38.705	168.0	39.991	99.9	44.933	188.5	228.3	2:03.629	
8	<u>38.255</u>	161.0	39.542	99.5	Pit In	188.5	229.3	<u>2:10.025</u>		18	38.660	162.9	40.826	108.7	45.131	185.6	226.4	2:04.617	
9	Pit Out	148.8	40.522	102.0	46.744			<u>4:02.795</u>		19	38.936	153.0	39.830	100.6	46.023	187.5	228.8	2:04.789	
10	39.548	157.4	<u>39.455</u>	<u>110.3</u>	45.448	186.5	228.8	2:04.451		20	38.813	160.0	39.551	106.4	45.221	186.5	227.4	2:03.585	

55 Pires-Niskanen										Mercedes AMG GT4									
lap	Sect-1	Speed	Sect-2	Speed	Sect-3	Speed	TopSpeed	laptime	pit	lap	Sect-1	Speed	Sect-2	Speed	Sect-3	Speed	Topspeed	laptime	pit
1	1:38.609	56.9	57.482		1:48.875	52.2	62.6	4:24.966		12	35.050	172.2	36.231		41.487	201.1	240.5	1:52.768	
2	48.679	168.2	36.540		42.055	57.1	161.4	2:07.274		13	37.681	181.8	35.577		41.870	<u>203.4</u>	<u>246.0</u>	1:55.128	
3	36.020	164.4	37.808		41.960	200.0	241.1	1:55.788		14	35.116	176.5	35.821		41.367	200.0	239.5	1:52.304	
4	35.932	162.4	36.624		41.663	202.2	244.9	1:54.219		15	35.188	184.3	35.971		41.844	200.0	238.9	1:53.003	
5	36.020	164.9	36.359		48.780	202.2	<u>246.0</u>	2:01.159		16	35.372	177.9	35.690		41.472	197.8	237.4	1:52.534	



## Algarve Welcome Spring

### Autódromo Internacional do Algarve

CPV / IBERIAN SUPERCARS  
Laps and Sector Times - Race 1

4 - 7 May 2023  
Autodromo Internacional Algarve - 4652mtr.

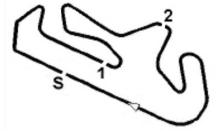
6	56.589	84.0	1:03.090	1:12.774	149.4	143.8	3:12.453	17	35.189	187.2	35.912	41.469	198.9	240.0	1:52.570
7	1:06.592	86.7	46.538	Pit In	84.3	82.6	2:46.312	18	35.059	<u>190.1</u>	35.935	41.419	200.0	241.1	1:52.413
8	Pit Out	173.9	36.584	41.664			3:48.543	19	35.204	180.0	35.612	41.384	198.9	238.4	1:52.200
9	35.125	185.6	35.730	41.570	198.9	240.5	1:52.425	20	35.448	186.2	36.023	41.960	200.0	240.0	1:53.431
10	35.208	185.2	35.552	41.419	200.0	238.9	1:52.179	21	35.281	169.3	35.918	41.917	196.7	238.4	1:53.116
11	<u>35.050</u>	188.8	<u>35.386</u>	<u>41.329</u>	198.9	240.0	<u>1:51.765</u>	22							

57 Paulo Silva										Audi RS3 LMS TCR									
lap	Sect-1	Speed	Sect-2	Speed	Sect-3	Speed	TopSpeed	laptime	pit	lap	Sect-1	Speed	Sect-2	Speed	Sect-3	Speed	Topspeed	laptime	pit
1	1:47.775	36.4	54.485	81.7	1:38.457	48.6	49.1	4:34.608		11	39.168	168.2	<u>39.949</u>	108.4	46.633	189.5	229.3	2:05.750	
2	52.431	131.9	44.039	108.3	47.584	73.9	173.9	2:24.054		12	38.906	167.7	40.403	<u>120.7</u>	46.361	190.5	231.8	<u>2:05.670</u>	
3	39.931	156.7	40.208	116.4	46.312	188.5	228.8	2:06.451		13	<u>38.251</u>	<u>169.8</u>	40.647	106.0	46.872	<u>193.5</u>	<u>234.8</u>	2:05.770	
4	39.053	161.2	40.426	106.6	<u>46.227</u>	191.5	225.9	2:05.706		14	39.102	160.7	40.499	105.5	48.558	190.5	229.8	2:08.159	
5	38.364	158.6	42.208	95.7	48.078	191.5	230.8	2:08.650		15	40.044	161.7	40.558	113.3	47.153	189.5	229.8	2:07.755	
6	44.831	122.4	47.558	89.3	1:06.957	164.4	164.9	2:39.346		16	40.193	160.5	41.417	102.5	48.176	185.6	230.8	2:09.786	
7	1:03.438	64.3	52.206	94.7	53.726	87.6	121.3	2:49.370		17	39.169	147.5	41.270	104.9	47.967	185.6	232.3	2:08.406	
8	41.367	139.5	42.968	109.1	Pit In	170.6	213.9	2:24.471		18	42.062	153.4	43.147	107.1	Pit In	186.5	224.1	<u>2:26.336</u>	
9	Pit Out	162.7	41.335	87.7	47.045		3:42.056		19	Pit Out	153.2	43.509	100.2	49.905				3:01.470	
10	39.376	163.4	40.326	104.7	47.326	190.5	230.3	2:07.028		20									

58 Nabais-Nabais										Porsche Cayman GT4 Clubsport (981)									
lap	Sect-1	Speed	Sect-2	Speed	Sect-3	Speed	TopSpeed	laptime	pit	lap	Sect-1	Speed	Sect-2	Speed	Sect-3	Speed	Topspeed	laptime	pit
1	Pit Out	54.5	51.137	63.6	1:34.427		3:30.912			8	<u>37.443</u>	183.1	<u>37.916</u>	110.2	44.246	178.2	225.0	<u>1:59.605</u>	
2	46.756	175.9	41.849	94.0	44.896	72.1	188.2	2:13.501		9	37.507	160.5	38.002	105.8	Pit In	191.5	232.3	2:04.308	
3	39.278	145.4	40.317	89.9	44.251	192.5	<u>237.9</u>	2:03.846		10	Pit Out	169.3	55.830	103.3	46.454			4:12.883	
4	37.953	156.1	38.516	113.8	<u>43.754</u>	<u>193.5</u>	236.3	2:00.223		11	37.509	<u>191.5</u>	39.243	114.5	54.718	192.5	234.3	2:11.470	
5	38.781	169.8	40.131	92.6	49.605	188.5	232.8	2:08.517		12	38.006	179.7	39.101	<u>116.8</u>	51.841	192.5	235.8	2:08.948	
6	42.287	122.2	56.400	59.0	1:08.011	172.2	192.9	2:46.698		13	38.379	180.0	40.020	93.3	Pit In	192.5	234.3	<u>2:22.615</u>	
7	1:04.354	79.8	46.942	99.4	47.234	116.9	95.9	2:38.530		14									

59 Daniel Teixeira										Cupra TCR									
lap	Sect-1	Speed	Sect-2	Speed	Sect-3	Speed	TopSpeed	laptime	pit	lap	Sect-1	Speed	Sect-2	Speed	Sect-3	Speed	Topspeed	laptime	pit
1	1:44.695	47.9	55.348	82.1	1:44.028	50.8	52.9	4:31.662		11	37.568	159.1	37.801	99.3	42.648	197.8	233.3	1:58.017	
2	49.913	149.2	40.927	102.6	43.372	67.3	168.0	2:14.212		12	36.790	162.7	37.951	99.1	42.625	197.8	234.3	1:57.366	
3	37.325	150.2	38.683	102.3	42.865	196.7	235.8	1:58.873		13	<u>36.617</u>	<u>165.9</u>	37.661	101.8	42.719	<u>198.9</u>	234.8	<u>1:56.997</u>	
4	37.218	153.2	38.184	101.5	42.616	<u>198.9</u>	<u>236.8</u>	1:58.018		14	37.121	161.9	37.609	103.8	42.942	196.7	225.0	1:57.672	
5	37.222	165.1	39.888	100.8	48.321	197.8	233.8	2:05.431		15	37.388	161.7	37.776	106.0	43.142	192.5	229.8	1:58.306	
6	46.827	98.2	1:01.627	62.1	1:09.684	173.1	180.3	2:58.138		16	37.467	163.1	38.685	96.4	43.186	189.5	224.1	1:59.338	
7	1:04.284	75.0	46.352	91.7	Pit In	108.1	81.9	2:43.995		17	37.659	165.1	38.685	99.4	44.995	188.5	224.1	2:01.339	
8	Pit Out	162.4	38.031	104.2	43.648		4:03.310		18	38.248	150.6	39.135	95.7	45.238	187.5	211.8	2:02.621		
9	36.758	161.9	37.579	105.4	42.997	196.7	232.8	1:57.334		19	38.628	146.3	39.183	95.3	44.325	180.0	213.4	2:02.136	
10	37.501	159.5	<u>37.425</u>	<u>108.9</u>	<u>42.519</u>	196.7	233.3	1:57.445		20	38.758	153.4	39.504	99.9	44.722	181.8	213.9	2:02.984	

69 Fothergill-Bennett										Porsche 911 Cup									
lap	Sect-1	Speed	Sect-2	Speed	Sect-3	Speed	TopSpeed	laptime	pit	lap	Sect-1	Speed	Sect-2	Speed	Sect-3	Speed	Topspeed	laptime	pit
1	1:47.093	38.7	54.023	79.4	1:38.595	45.5	51.6	4:35.299		11	36.926	170.9	37.240	116.3	42.828	<u>203.4</u>	<u>244.9</u>	1:56.994	
2	49.293	147.3	41.621	111.7	44.957	75.2	181.5	2:15.871		12	36.433	174.5	37.368	110.3	<u>42.436</u>	201.1	242.7	1:56.237	



### Algarve Welcome Spring Autódromo Internacional do Algarve

CPV / IBERIAN SUPERCARS  
Laps and Sector Times - Race 14 - 7 May 2023  
Autodromo Internacional Algarve - 4652mtr.

3	38.178	165.4	39.107	117.9	44.822	197.8	242.2	2:02.107	13	36.243	172.2	36.984	115.1	42.930	<u>203.4</u>	243.8	1:56.157
4	37.820	<u>176.2</u>	38.815	109.8	45.120	196.7	242.2	2:01.755	14	<u>36.125</u>	172.5	36.894	<u>125.7</u>	43.088	202.2	240.5	1:56.107
5	38.728	169.5	40.315	105.0	49.164	192.5	237.4	2:08.207	15	36.203	172.2	<u>36.787</u>	119.6	42.689	201.1	242.2	<u>1:55.679</u>
6	42.327	137.4	54.868	68.7	1:09.270	173.9	201.1	2:46.465	16	36.699	171.7	36.940	118.7	43.578	200.0	240.5	1:57.217
7	1:03.709	80.8	47.449	114.4	Pit In	101.1	98.5	2:46.899	17	36.478	166.2	37.381	110.9	42.904	195.7	237.9	1:56.763
8	Pit Out	170.1	37.506	114.8	42.837			3:58.069	18	37.441	169.8	39.340	97.4	44.651	194.6	235.3	2:01.432
9	36.176	166.4	37.442	107.6	42.899	201.1	244.3	1:56.517	19	38.938	152.1	39.880	110.1	45.831	189.5	220.4	2:04.649
10	36.330	172.0	37.312	114.4	42.960	202.2	242.2	1:56.602	20	41.196	148.8	41.262	103.6	45.617	173.9	206.1	2:08.075

78 Fontes-Gomez										BMW M2 CS Racing									
lap	Sect-1	Speed	Sect-2	Speed	Sect-3	Speed	TopSpeed	laptime	pit	lap	Sect-1	Speed	Sect-2	Speed	Sect-3	Speed	Topspeed	laptime	pit
1	1:45.667	38.4	54.215	89.0	1:43.086	51.2	49.8	4:32.368		11	37.471	180.9	<u>37.295</u>	115.9	44.591	193.5	241.6	1:59.357	
2	48.683	158.4	39.779	112.6	44.589	67.7	167.4	2:13.051		12	37.298	181.8	37.779	110.9	44.318	198.9	243.8	1:59.395	
3	37.033	165.9	38.204	109.6	43.900	<u>201.1</u>	<u>248.8</u>	1:59.137		13	38.586	156.5	39.020	111.8	44.332	<u>201.1</u>	246.0	2:01.938	
4	36.994	169.8	37.496	110.8	<u>43.524</u>	<u>201.1</u>	246.6	<u>1:58.014</u>		14	37.193	<u>186.2</u>	37.725	116.1	44.323	200.0	244.3	1:59.241	
5	<u>36.825</u>	172.5	37.610	114.9	43.925	<u>201.1</u>	246.6	1:58.360		15	39.445	152.5	38.420	106.6	44.696	196.7	242.7	2:02.561	
6	50.487	76.9	1:02.419	78.1	Pit In	198.9	242.7	3:04.675		16	37.126	178.5	37.956	104.4	46.633	196.7	242.7	2:01.715	
7	Pit Out	139.7	41.559	106.8	46.888			3:57.857		17	37.465	175.6	38.123	107.1	44.593	197.8	245.5	2:00.181	
8	37.639	181.5	37.451	<u>117.3</u>	44.747	198.9	244.3	1:59.837		18	37.423	161.4	40.371	100.7	Pit In	198.9	244.9	2:11.865	
9	37.131	181.5	37.462	112.4	44.212	196.7	242.7	1:58.805		19	Pit Out	154.5	38.874	100.8	45.221			2:39.065	
10	38.244	179.4	37.723	105.5	45.660	192.5	240.5	2:01.627		20	37.800	174.5	38.245	108.2	45.235	197.8	242.2	2:01.280	

88 Manuel Vistas										McLaren 570S Trophy									
lap	Sect-1	Speed	Sect-2	Speed	Sect-3	Speed	TopSpeed	laptime	pit	lap	Sect-1	Speed	Sect-2	Speed	Sect-3	Speed	Topspeed	laptime	pit
1	Pit Out	51.1	51.636	72.4	1:36.605			3:38.417		11	37.939	<u>174.8</u>	38.517	110.5	45.380	198.9	249.4	2:01.836	
2	53.754	133.7	44.202	104.4	48.818	77.1	162.7	2:26.774		12	37.835	164.1	38.898	109.5	44.778	201.1	<u>250.6</u>	2:01.511	
3	39.795	143.0	42.466	100.6	48.503	200.0	234.8	2:10.764		13	38.483	157.2	38.646	<u>118.4</u>	44.778	<u>202.2</u>	242.2	2:01.907	
4	40.213	145.4	42.953	79.6	49.486	192.5	231.8	2:12.652		14	37.316	164.4	38.992	109.4	46.746	200.0	250.0	2:03.054	
5	40.955	133.0	43.896	95.5	50.902	191.5	228.3	2:15.753		15	38.185	169.5	38.243	111.9	44.677	195.7	249.4	2:01.105	
6	43.596	139.5	43.420	78.9	53.466	162.9	184.3	2:20.482		16	<u>36.890</u>	173.6	38.221	114.0	44.789	200.0	250.0	<u>1:59.900</u>	
7	1:02.522	61.8	53.197	89.2	Pit In	121.6	96.9	3:02.331		17	37.618	171.4	39.909	109.4	<u>44.549</u>	<u>202.2</u>	250.0	2:02.076	
8	Pit Out	156.1	39.005	111.5	45.132			4:10.090		18	37.074	168.5	38.580	109.9	45.827	200.0	<u>250.6</u>	2:01.481	
9	37.872	157.7	38.820	110.8	45.115	198.9	247.7	2:01.807		19	37.871	168.5	<u>38.043</u>	113.0	45.887	197.8	248.8	2:01.801	
10	37.876	163.6	38.137	107.9	44.588	201.1	250.0	2:00.601		20	38.717	170.3	39.300	112.4	47.498	194.6	249.4	2:05.515	

101 Machado-Pinto Coelho										Ginetta G40									
lap	Sect-1	Speed	Sect-2	Speed	Sect-3	Speed	TopSpeed	laptime	pit	lap	Sect-1	Speed	Sect-2	Speed	Sect-3	Speed	Topspeed	laptime	pit
1	Pit Out	58.2	52.371	84.9	1:31.223			3:28.954		11	41.035	143.0	41.662	102.6	46.378	172.2	204.5	2:09.075	
2	52.432	122.2	44.911	96.3	48.578	78.6	162.4	2:25.921		12	42.535	154.5	41.637	106.4	45.930	<u>176.5</u>	<u>207.3</u>	2:10.102	
3	42.516	133.0	43.111	101.2	47.879	169.0	203.4	2:13.506		13	40.213	<u>159.3</u>	40.760	107.7	<u>45.781</u>	173.1	204.5	<u>2:06.754</u>	
4	41.307	134.2	42.539	102.3	47.239	170.6	203.8	2:11.085		14	<u>40.177</u>	158.1	40.970	107.5	46.166	172.2	202.6	2:07.313	
5	41.991	130.1	44.361	94.7	48.657	172.2	205.7	2:15.009		15	40.643	150.4	41.006	105.5	46.122	169.8	200.0	2:07.771	
6	43.883	142.1	42.999	95.7	54.725	167.4	193.9	2:21.607		16	40.670	153.0	41.460	104.9	46.875	169.8	201.5	2:09.005	
7	1:01.547	89.2	52.446	87.2	Pit In	104.3	106.8	3:03.136		17	41.808	155.8	<u>40.683</u>	<u>107.9</u>	46.338	172.2	204.2	2:08.829	
8	Pit Out	134.8	42.549	99.0	48.203			4:05.056		18	41.004	154.5	41.713	99.7	48.090	171.4	201.5	2:10.807	
9	41.200	150.4	41.354	106.0	46.069	167.4	200.4	2:08.623		19	40.596	150.0	41.192	103.6	46.487	169.8	202.2	2:08.275	
10	40.335	147.3	41.270	101.1	46.460	173.1	204.2	2:08.065		20									



## Algarve Welcome Spring Autódromo Internacional do Algarve

CPV / IBERIAN SUPERCARS  
Laps and Sector Times - Race 1

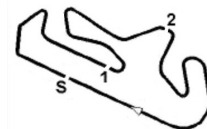
4 - 7 May 2023  
Autodromo Internacional Algarve - 4652mtr.

102 Camelo-Caçoiló										Ginetta G40									
lap	Sect-1	Speed	Sect-2	Speed	Sect-3	Speed	TopSpeed	laptime	pit	lap	Sect-1	Speed	Sect-2	Speed	Sect-3	Speed	Topspeed	laptime	pit
1	Pit Out	56.7	52.178	80.4	1:32.369			3:29.801		11	41.758	147.9	41.515	<u>118.9</u>	46.779	168.2	200.4	2:10.052	
2		52.616	124.9	44.398	98.8	49.112	80.5	162.7	2:26.126	12	42.560	154.9	42.348	104.0	46.261	170.6	201.9	2:11.169	
3		42.542	131.7	42.777	105.3	47.735	166.7	201.5	2:13.054	13	<u>40.376</u>	<u>157.4</u>	41.105	118.6	47.797	<u>172.2</u>	203.8	2:09.278	
4		41.514	129.0	42.436	111.5	47.583	169.0	200.4	2:11.533	14	40.507	152.1	41.402	107.1	46.872	169.8	201.9	2:08.781	
5		43.553	134.2	44.254	94.2	47.928	168.2	200.0	2:15.735	15	42.169	154.1	42.581	105.7	46.543	165.1	198.5	2:11.293	
6		41.810	140.6	42.982	100.2	54.989	171.4	203.8	2:19.781	16	40.743	151.0	41.480	111.9	46.659	167.4	201.9	2:08.882	
7	1:02.557	93.3	52.242	85.3	Pit In	90.0		105.8	3:02.320	17	40.413	154.3	41.278	111.5	47.086	169.8	202.2	2:08.777	
8	Pit Out	149.6	42.647	106.8	46.263				4:02.757	18	40.506	151.5	41.261	108.8	46.366	169.0	203.8	<u>2:08.133</u>	
9		40.884	145.7	42.195	106.8	46.645	168.2	200.4	2:09.724	19	41.348	154.3	<u>41.102</u>	108.1	<u>46.227</u>	170.6	<u>204.2</u>	2:08.677	
10		41.657	154.7	42.510	103.0	46.358	169.8	201.1	2:10.525	20									

103 Cruz-Monteiro										Ginetta G40									
lap	Sect-1	Speed	Sect-2	Speed	Sect-3	Speed	TopSpeed	laptime	pit	lap	Sect-1	Speed	Sect-2	Speed	Sect-3	Speed	Topspeed	laptime	pit
1	Pit Out	52.3	51.347	75.8	1:31.005			3:27.734		11	40.419	145.7	40.819	112.3	46.161	167.4	196.4	<u>2:07.399</u>	
2		52.978	115.8	44.706	105.2	47.938	84.1	162.4	2:25.622	12	41.918	148.4	<u>40.543</u>	115.6	46.192	169.0	198.5	2:08.653	
3		41.695	147.7	41.144	110.2	<u>46.027</u>	<u>171.4</u>	<u>203.4</u>	2:08.866	13	<u>40.198</u>	<u>160.5</u>	41.935	102.0	46.387	170.6	200.0	2:08.520	
4		40.295	148.1	41.125	110.3	46.134	170.6	200.7	2:07.554	14	40.198	152.8	41.539	112.6	46.473	169.0	197.8	2:08.210	
5		40.560	142.7	42.134	112.1	47.300	169.0	197.8	2:09.994	15	41.194	154.5	41.114	115.9	47.702	165.1	194.6	2:10.010	
6		42.778	138.6	42.420	111.1	1:03.060	165.9	195.7	2:28.258	16	40.825	153.6	40.889	112.9	47.106	162.9	194.2	2:08.820	
7	1:03.663	62.7	51.372	92.4	53.598	92.3		108.5	2:48.633	17	41.308	145.2	41.067	116.9	46.988	153.8	188.2	2:09.363	
8		41.532	145.7	41.896	108.3	48.278	157.2	192.2	2:11.706	18	41.238	157.2	41.411	115.6	47.539	155.2	189.1	2:10.188	
9		41.216	151.9	41.480	<u>117.8</u>	Pit In	165.1	194.2	2:16.331	19	41.532	150.4			47.605	155.8	188.5	2:10.347	
10	Pit Out	152.5	40.696	114.5	46.399				4:07.662	20									

115 Muñoz-Simó										Mercedes AMG GT4									
lap	Sect-1	Speed	Sect-2	Speed	Sect-3	Speed	TopSpeed	laptime	pit	lap	Sect-1	Speed	Sect-2	Speed	Sect-3	Speed	Topspeed	laptime	pit
1	1:41.736	57.7	56.217	71.0	1:46.856	52.7	48.9	4:29.605		11	35.295	182.4	35.724	122.0	41.608	201.1	241.1	1:52.627	
2		49.292	165.6	38.102	121.6	42.485	60.6	164.1	2:09.879	12	35.193	187.2	35.689	123.3	41.493	201.1	242.2	1:52.375	
3		36.072	169.0	37.186	118.9	42.028	197.8	240.5	1:55.286	13	36.373	175.3	36.074	<u>127.8</u>	<u>41.290</u>	<u>203.4</u>	<u>242.7</u>	1:53.737	
4		35.691	176.2	36.769	122.4	41.784	200.0	241.6	1:54.244	14	<u>35.188</u>	<u>189.5</u>	35.646	123.1	41.397	202.2	241.1	<u>1:52.231</u>	
5		35.688	174.2	36.201	125.0	46.491	200.0	241.1	1:58.380	15	35.203	183.4	35.761	127.7	42.949	201.1	241.1	1:53.913	
6		57.022	85.6	1:03.062	76.3	1:12.159	157.2	141.7	3:12.243	16	36.082	181.8	35.721	124.3	41.776	195.7	237.9	1:53.579	
7	1:06.978	83.9	46.697	95.2	Pit In	83.5		79.1	2:46.941	17	40.397	119.7	43.514	108.7	51.497	197.8	240.0	2:15.408	
8	Pit Out	182.4	36.694	123.1	41.409				3:49.763	18	46.314	122.2	47.521	101.0	46.987	158.6	188.5	2:20.822	
9		35.309	187.2	35.983	116.6	41.409	202.2	241.6	1:52.701	19	40.299	143.4	40.485	106.2	45.785	180.0	215.6	2:06.569	
10		35.486	180.6	<u>35.505</u>	125.6	41.332	201.1	241.1	1:52.323	20	39.541	141.4	39.227	112.7	45.422	185.6	214.7	2:04.190	

116 Aso Arjol-Vannelet										Mercedes AMG GT4									
lap	Sect-1	Speed	Sect-2	Speed	Sect-3	Speed	TopSpeed	laptime	pit	lap	Sect-1	Speed	Sect-2	Speed	Sect-3	Speed	Topspeed	laptime	pit
1	1:39.320	54.0	57.035	81.3	1:48.630	53.0	60.0	4:28.941		12	35.743	184.0	36.314	113.3	42.037	198.9	236.8	1:54.094	
2		51.792	166.9	38.568	117.5	42.220	58.6	162.2	2:12.580	13	<u>35.492</u>	<u>191.2</u>	36.241	111.2	41.895	198.9	240.0	<u>1:53.628</u>	
3		36.133	174.2	36.765	115.8	41.950	196.7	241.6	1:54.848	14	35.852	190.8	36.480	111.3	41.759	200.0	<u>242.2</u>	1:54.091	
4		35.987	168.0	36.365	119.7	<u>41.652</u>	198.9	241.1	1:54.004	15	35.655	178.2	36.775	116.8	42.137	198.9	239.5	1:54.567	
5		35.604	169.0	<u>36.129</u>	<u>124.1</u>	46.142	200.0	241.1	1:57.875	16	35.699	185.2	36.609	108.4	42.018	197.8	238.4	1:54.326	



## Algarve Welcome Spring

### Autódromo Internacional do Algarve

**CPV / IBERIAN SUPERCARS**

4 - 7 May 2023

**Laps and Sector Times - Race 1**
**Autodromo Internacional Algarve - 4652mtr.**

6	56.946	91.8	1:03.221	73.5	1:12.891	153.2	145.9	3:13.058	17	36.053	176.8	36.419	112.5	41.806	198.9	240.0	1:54.278
7	1:06.651	75.3	46.034	80.4	Pit In	76.9	79.5	2:45.852	18	35.695	185.2	36.940	115.5	42.227	<u>201.1</u>	<u>242.2</u>	1:54.862
8	Pit Out	179.7	36.978	110.5	42.077			3:55.828	19	35.712	183.4	36.430	116.5	42.208	198.9	239.5	1:54.350
9	35.742	188.5	36.567	107.4	41.846	197.8	237.9	1:54.155	20	36.560	156.5	36.701	112.9	42.093	200.0	241.1	1:55.354
10	35.564	184.6	36.316	110.2	42.230	198.9	240.0	1:54.110	21	35.736	179.4	36.916	102.6	42.884	200.0	240.5	1:55.536
11	35.696	183.1	36.512	108.7	41.825	198.9	238.9	1:54.033	22								

580 Sousa-Silva										Cupra TCR									
lap	Sect-1	Speed	Sect-2	Speed	Sect-3	Speed	TopSpeed	laptime	pit	lap	Sect-1	Speed	Sect-2	Speed	Sect-3	Speed	Topspeed	laptime	pit
1	1:47.761	33.0	53.895	80.2	1:39.665	49.2	50.6	4:34.261		11	Pit Out	147.9	39.168	102.9	45.153			4:01.905	
2	51.902	141.9	43.922	97.5	45.489	72.1	162.9	2:21.313		12	39.182	150.6	39.211	91.5	45.630	186.5	225.5	2:04.023	
3	39.006	145.6	40.092	<u>110.4</u>	46.452	<u>188.5</u>	<u>230.3</u>	2:05.550		13	39.339	152.8	40.312	101.9	44.979	182.7	221.8	2:04.630	
4	38.754	150.2	40.172	104.5	45.839	186.5	226.9	2:04.765		14	38.563	165.6	38.671	104.7	45.534	183.7	222.7	2:02.768	
5	39.391	154.9	42.284	104.9	50.898	186.5	223.6	2:12.573		15	38.189	159.5	38.497	100.1	44.584	186.5	226.9	2:01.270	
6	45.226	126.0	46.844	90.0	1:07.283	154.5	164.9	2:39.353		16	37.927	159.1	38.674	102.9	44.655	187.5	226.9	<u>2:01.256</u>	
7	1:03.070	74.1	52.442	97.9	53.741	89.8	118.7	2:49.253		17	38.395	<u>167.2</u>	38.528	110.2	<u>44.399</u>	185.6	223.6	2:01.322	
8	39.769	151.7	40.448	104.1	45.607	173.1	211.8	2:05.824		18	38.838	160.2	<u>38.146</u>	107.7	45.105	185.6	225.9	2:02.089	
9	39.283	161.2	40.251	97.8	45.910	183.7	220.9	2:05.444		19	<u>37.841</u>	166.4	38.942	94.2	47.055	185.6	225.5	2:03.838	
10	38.975	161.0	40.136	97.6	Pit In	184.6	223.1	2:15.071		20	40.148	152.3	38.701	106.2	44.641	179.1	209.7	2:03.490	