

Algarve Welcome Spring

Autódromo Internacional do Algarve

CPV / IBERIAN SUPERCARS

4 - 7 May 2023

Laps and Sector Times - Qualifying 2

Autodromo Internacional Algarve - 4652mtr.

5		Pires-Abreu							BMW M4 GT4										
lap	Sect-1	Speed	Sect-2	Speed	Sect-3	Speed	TopSpeed	laptime	pit	lap	Sect-1	Speed	Sect-2	Speed	Sect-3	Speed	Topspeed	laptime	pit
1	Pit Out	162.7	39.069	110.4	43.180			1:59.390		4	<u>34.827</u>	183.4	<u>35.974</u>	116.1	<u>40.789</u>	202.2	243.8	<u>1:51.590</u>	
2		35.664	180.0	36.357	109.2	43.718	197.8	239.5	1:55.739	5	35.315	172.5	36.187	<u>117.9</u>	Pit In	<u>203.4</u>	<u>246.0</u>	1:58.990	
3		34.959	<u>184.0</u>	35.993	114.6	40.983	<u>203.4</u>	242.7	1:51.935	6									

007		Ramos-Soares							Aston Martin Vantage GT4										
lap	Sect-1	Speed	Sect-2	Speed	Sect-3	Speed	TopSpeed	laptime	pit	lap	Sect-1	Speed	Sect-2	Speed	Sect-3	Speed	Topspeed	laptime	pit
1	Pit Out	139.0	41.085	104.7	47.494			2:07.928		5	38.826	151.9	38.090	<u>111.3</u>	43.261	202.2	244.3	2:00.177	
2		38.372	155.4	38.220	105.2	43.329	190.5	233.3	1:59.921	6	36.357	<u>162.4</u>	37.398	110.9	<u>42.337</u>	201.1	243.8	<u>1:56.092</u>	D
3		37.139	152.5	37.603	104.9	43.003	196.7	241.1	1:57.745	7	37.325	145.4	41.272	98.9	Pit In	<u>204.5</u>	<u>247.1</u>	2:13.623	
4		<u>36.332</u>	162.2	<u>37.346</u>	102.8	42.807	200.0	245.5	<u>1:56.485</u>	8									

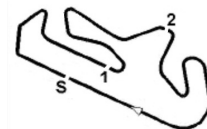
8		Cunha-Rodrigues							Audi R8 LMS GT4										
lap	Sect-1	Speed	Sect-2	Speed	Sect-3	Speed	TopSpeed	laptime	pit	lap	Sect-1	Speed	Sect-2	Speed	Sect-3	Speed	Topspeed	laptime	pit
1	Pit Out	155.2	43.433	99.3	46.769			2:11.692		5	35.313	182.1	36.292	112.4	41.759	200.0	242.2	<u>1:53.364</u>	D
2		37.977	161.7	37.846	115.6	43.293	191.5	234.8	1:59.116	6	<u>35.241</u>	180.9	35.852	112.9	<u>41.596</u>	<u>202.2</u>	243.8	<u>1:52.689</u>	
3		35.585	181.5	36.267	115.0	42.141	198.9	241.6	<u>1:53.993</u>	7	35.400	191.2	<u>35.690</u>	<u>120.1</u>	41.643	198.9	240.0	1:52.733	
4		35.498	182.7	36.417	113.8	41.655	201.1	<u>245.5</u>	1:53.570	8									

9		João Vieira							Porsche 911 Cup										
lap	Sect-1	Speed	Sect-2	Speed	Sect-3	Speed	TopSpeed	laptime	pit	lap	Sect-1	Speed	Sect-2	Speed	Sect-3	Speed	Topspeed	laptime	pit
1	Pit Out	97.6	47.554	96.9	49.680			2:25.276		4	<u>36.761</u>	<u>164.1</u>	<u>37.852</u>	109.4	43.687	197.8	243.8	1:58.300	
2		39.072	147.9	38.301	105.2	44.102	183.7	213.0	2:01.475	5	37.060	162.9	37.917	108.4	<u>43.250</u>	198.9	218.6	<u>1:58.227</u>	
3		37.038	147.7	37.904	<u>116.8</u>	45.714	200.0	<u>245.5</u>	2:00.656	6	37.637	157.7	39.572	96.3	48.287	<u>203.4</u>	237.4	2:05.496	

12		Zemaitis-Geppert							McLaren 570S GT4										
lap	Sect-1	Speed	Sect-2	Speed	Sect-3	Speed	TopSpeed	laptime	pit	lap	Sect-1	Speed	Sect-2	Speed	Sect-3	Speed	Topspeed	laptime	pit
1	Pit Out	136.2	40.888	98.7	44.926			2:03.695		5	35.785	<u>185.9</u>	36.824	110.9	42.975	198.9	242.7	1:55.584	
2		<u>35.679</u>	178.5	36.448	112.9	42.103	197.8	240.5	1:54.230	6	35.934	174.5	37.120	114.0	44.666	197.8	242.2	1:57.720	
3		35.869	181.5	36.392	114.8	43.786	198.9	242.7	1:56.047	7	35.729	184.0	<u>36.218</u>	<u>117.9</u>	<u>42.006</u>	197.8	242.2	<u>1:53.953</u>	
4		35.732	180.9	36.526	117.8	43.664	196.7	<u>243.2</u>	1:55.922	8									

16		Batina-Azevedo							BMW M4 GT4 F82										
lap	Sect-1	Speed	Sect-2	Speed	Sect-3	Speed	TopSpeed	laptime	pit	lap	Sect-1	Speed	Sect-2	Speed	Sect-3	Speed	Topspeed	laptime	pit
1	Pit Out	173.9	38.030	105.3	42.337			1:56.934		5	<u>35.215</u>	<u>193.2</u>	36.359	<u>106.6</u>	41.944	<u>204.5</u>	<u>246.6</u>	1:53.518	
2		35.415	177.3	36.291	103.5	41.674	200.0	242.2	<u>1:53.380</u>	6	35.543	180.6	<u>36.163</u>	101.0	43.399	202.2	243.2	1:55.105	
3		35.252	190.1	37.312	97.6	42.742	<u>204.5</u>	<u>246.6</u>	1:55.306	7	35.285	<u>193.2</u>	36.940	100.7	41.651	202.2	243.8	1:53.876	
4		35.626	177.0	36.531	92.6	45.127	202.2	245.5	<u>1:57.284</u>	8	35.292	189.1	36.490	103.3	<u>41.583</u>	203.4	244.3	<u>1:53.365</u>	D

18		Gião-Vieira							Mercedes AMG GT4										
lap	Sect-1	Speed	Sect-2	Speed	Sect-3	Speed	TopSpeed	laptime	pit	lap	Sect-1	Speed	Sect-2	Speed	Sect-3	Speed	Topspeed	laptime	pit
1	Pit Out	160.5	38.918		43.270			2:00.366		5	<u>35.591</u>	187.5	39.730		45.079	<u>200.0</u>	<u>241.6</u>	2:00.400	
2		36.866	176.8	36.583		41.729	197.8	237.9	1:55.178	6	39.377	162.7	38.448		48.107	176.5	196.0	2:05.932	
3		35.802	180.3	<u>35.950</u>		41.745	198.9	238.4	1:53.497	7	35.698	191.5	36.155		<u>41.455</u>	<u>200.0</u>	238.9	<u>1:53.308</u>	
4		35.610	186.9	36.056	<u>114.4</u>	41.707	197.8	239.5	1:53.373	8									



Algarve Welcome Spring

Autódromo Internacional do Algarve

CPV / IBERIAN SUPERCARS

4 - 7 May 2023

Laps and Sector Times - Qualifying 2

Autodromo Internacional Algarve - 4652mtr.

24 Carvalho-Batista										McLaren 570S GT4									
lap	Sect-1	Speed	Sect-2	Speed	Sect-3	Speed	TopSpeed	laptime	pit	lap	Sect-1	Speed	Sect-2	Speed	Sect-3	Speed	Topspeed	laptime	pit
1	Pit Out	146.3	41.218	102.8	48.349			2:09.485		5	<u>35.861</u>	184.3	37.330	<u>119.9</u>	44.045	194.6	242.7	1:57.236	
2	48.228	115.6	41.465	96.5	43.765	155.8	170.1	2:13.458		6	36.774	176.2	37.276	109.5	43.237	<u>197.8</u>	<u>244.9</u>	1:57.287	
3	36.186	179.1	<u>36.442</u>	115.3	42.562	191.5	240.0	1:55.190 D		7	36.501	181.2	36.902	110.9	42.905	194.6	241.6	1:56.308 D	
4	36.507	176.5	37.397	115.1	<u>42.400</u>	194.6	243.8	1:56.304		8	36.423	<u>189.5</u>	36.719	110.2	42.558	190.5	241.1	<u>1:55.700</u>	

25 Kirton-Elsworth										Ginetta G50									
lap	Sect-1	Speed	Sect-2	Speed	Sect-3	Speed	TopSpeed	laptime	pit	lap	Sect-1	Speed	Sect-2	Speed	Sect-3	Speed	Topspeed	laptime	pit
1	Pit Out	129.5	42.258	96.4	48.000			2:11.798		5	38.758	<u>151.9</u>	40.615	106.4	<u>44.087</u>	187.5	227.8	2:03.460	
2	39.032	143.6	39.937	106.2	44.528	189.5	224.1	2:03.497		6	38.938	137.6	39.757	105.8	45.033	<u>192.5</u>	229.3	2:03.728	
3	38.443	151.7	<u>39.733</u>	103.1	44.375	187.5	220.4	<u>2:02.551</u>		7	<u>38.256</u>	144.6	40.440	100.3	46.452	190.5	<u>230.3</u>	2:05.148	
4	38.570	143.4	40.262	<u>108.9</u>	44.684	190.5	227.8	2:03.516		8									

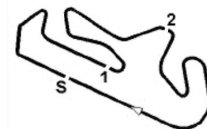
26 P. Abreu-Moore										Ginetta G50									
lap	Sect-1	Speed	Sect-2	Speed	Sect-3	Speed	TopSpeed	laptime	pit	lap	Sect-1	Speed	Sect-2	Speed	Sect-3	Speed	Topspeed	laptime	pit
1	Pit Out	133.7	40.355	<u>106.6</u>	45.792			2:05.620		5	37.799	<u>164.6</u>	38.747	97.4	44.101	192.5	225.9	2:00.647	
2	38.528	150.8	38.430	105.6	44.499	183.7	226.9	2:01.457		6	38.007	164.1	<u>38.102</u>	103.0	<u>43.236</u>	<u>193.5</u>	<u>234.8</u>	<u>1:59.345</u>	
3	38.071	162.2	38.412	99.9	43.613	192.5	232.3	2:00.096		7	<u>37.312</u>	163.9	38.286	101.6	Pit In	<u>193.5</u>	232.8	2:10.286	
4	37.763	157.0	38.455	97.5	43.501	<u>193.5</u>	232.8	1:59.719		8									

29 Alfonso Colomina										McLaren 570S GT4									
lap	Sect-1	Speed	Sect-2	Speed	Sect-3	Speed	TopSpeed	laptime	pit	lap	Sect-1	Speed	Sect-2	Speed	Sect-3	Speed	Topspeed	laptime	pit
1	Pit Out	129.8	45.250	99.6	48.659			2:14.898		5	<u>36.169</u>	172.5	37.990	113.0	43.460	196.7	<u>241.6</u>	1:57.619	
2	41.078	146.7	41.470	102.9	46.486	181.8	227.8	2:09.034		6	38.235	166.7	41.313	108.9	46.848	<u>201.1</u>	240.5	2:06.396	
3	36.952	163.4	38.288	110.9	43.510	194.6	241.1	1:58.750		7	36.466	182.7	<u>37.247</u>	115.4	<u>42.899</u>	193.5	238.9	<u>1:56.612</u>	
4	36.539	176.2	37.665	<u>115.8</u>	42.939	196.7	240.5	1:57.143		8									

37 Mota-Pires										Ginetta G55 GT4									
lap	Sect-1	Speed	Sect-2	Speed	Sect-3	Speed	TopSpeed	laptime	pit	lap	Sect-1	Speed	Sect-2	Speed	Sect-3	Speed	Topspeed	laptime	pit
1	Pit Out	141.2	40.871	104.4	44.857			2:06.366		5	36.441	171.2	41.829	90.7	51.215	193.5	228.3	2:09.485 D	
2	39.301	149.4	41.852	99.9	50.308	178.2	204.9	2:11.461		6	38.101	169.8	37.631	106.7	42.431	191.5	228.3	1:58.163	
3	37.693	178.5	36.849	<u>112.0</u>	42.621	186.5	225.0	1:57.163		7	36.223	<u>183.4</u>	36.860	104.2	42.511	192.5	225.9	<u>1:55.594</u>	
4	<u>36.046</u>	180.6	36.846	106.5	42.913	<u>194.6</u>	<u>232.3</u>	1:55.805		8	36.264	175.3	<u>36.833</u>	111.3	<u>42.094</u>	188.5	224.1	1:55.191 D	

38 Calheiros-Macedo										Mercedes AMG GT4									
lap	Sect-1	Speed	Sect-2	Speed	Sect-3	Speed	TopSpeed	laptime	pit	lap	Sect-1	Speed	Sect-2	Speed	Sect-3	Speed	Topspeed	laptime	pit
1	Pit Out				44.871			2:02.998		5					43.611	198.9	<u>238.4</u>	1:56.800	
2					42.935	196.7	196.0	1:59.890		6					43.651	193.5	<u>238.4</u>	1:58.084	
3	36.493	<u>179.7</u>	37.307		<u>42.329</u>	<u>200.0</u>	237.4	1:56.129		7					42.592	194.6	234.3	<u>1:55.312</u>	
4	<u>36.130</u>	174.8	<u>36.647</u>		42.805	198.9	237.9	1:55.582		8									

40 Hormigos-Hernández										BMW M240i Racing									
lap	Sect-1	Speed	Sect-2	Speed	Sect-3	Speed	TopSpeed	laptime	pit	lap	Sect-1	Speed	Sect-2	Speed	Sect-3	Speed	Topspeed	laptime	pit
1	Pit Out	137.8	40.892	100.8	48.893			2:08.344		4	38.258	<u>166.2</u>	40.344	105.6	44.743	190.5	<u>231.3</u>	2:03.345	
2	39.800	143.4	39.775	100.6	44.602	187.5	228.3	2:04.177		5	41.274	159.3	41.111	103.1	44.933	<u>192.5</u>	<u>231.3</u>	2:07.318	
3	<u>37.788</u>	159.5	38.964	102.2	44.600	189.5	229.8	<u>2:01.352</u>		6	38.581	159.3	38.846	108.0	<u>44.081</u>	189.5	229.8	2:01.508	



Algarve Welcome Spring

Autódromo Internacional do Algarve

CPV / IBERIAN SUPERCARS

4 - 7 May 2023

Laps and Sector Times - Qualifying 2

Autodromo Internacional Algarve - 4652mtr.

55 Pires-Niskanen										Mercedes AMG GT4									
lap	Sect-1	Speed	Sect-2	Speed	Sect-3	Speed	TopSpeed	laptime	pit	lap	Sect-1	Speed	Sect-2	Speed	Sect-3	Speed	Topspeed	laptime	pit
1	Pit Out	127.5	39.642		44.375			2:02.971		4	<u>35.119</u>	170.9	36.603		41.498	<u>203.4</u>	<u>245.5</u>	1:53.220	
2	35.456	<u>186.9</u>	38.204		43.094	197.8	237.4	1:56.754		5	36.929	169.8	36.276		41.727	198.9	241.1	1:54.932	
3	35.307	186.5	35.754		41.754	198.9	240.5	1:52.815		6	35.202	185.9	<u>35.386</u>		<u>41.345</u>	200.0	240.0	<u>1:51.933</u>	

57 Paulo Silva										Audi RS3 LMS TCR									
lap	Sect-1	Speed	Sect-2	Speed	Sect-3	Speed	TopSpeed	laptime	pit	lap	Sect-1	Speed	Sect-2	Speed	Sect-3	Speed	Topspeed	laptime	pit
1	Pit Out	139.2	43.233	81.6	47.590			2:10.570		4	39.702	<u>170.3</u>	40.285	99.1	45.518	164.4	210.5	2:05.505	
2	39.612	164.6	39.921	103.4	<u>44.896</u>	187.5	226.4	2:04.429 D		5	39.969	166.2	<u>39.328</u>	<u>107.8</u>	46.590	171.4	216.9	2:05.887	
3	41.155	163.9	39.450	101.6	45.496	<u>188.5</u>	225.5	2:06.101		6	<u>38.520</u>	164.4	39.532	104.2	46.103	<u>188.5</u>	<u>230.8</u>	<u>2:04.155</u>	

58 Nabais-Nabais										Porsche Cayman GT4 Clubsport (981)									
lap	Sect-1	Speed	Sect-2	Speed	Sect-3	Speed	TopSpeed	laptime	pit	lap	Sect-1	Speed	Sect-2	Speed	Sect-3	Speed	Topspeed	laptime	pit
1	Pit Out	125.0	41.359	98.3	45.887			2:05.634		5	38.019	183.4	38.603	108.5	<u>43.706</u>	<u>196.7</u>	<u>236.3</u>	2:00.328	
2	38.698	155.8	39.699	115.3	43.983	194.6	233.3	2:02.380		6	37.488	168.0	38.459	114.3	43.903	194.6	233.3	<u>1:59.850</u>	
3	37.573	168.5	38.245	117.1	46.004	192.5	232.3	2:01.822		7	37.855	158.4	37.959	<u>136.0</u>	44.554	195.7	<u>236.3</u>	2:00.368	
4	38.318	165.6	40.876	104.3	44.336	194.6	235.8	2:03.530		8	<u>37.377</u>	<u>186.2</u>	<u>37.665</u>	110.7	45.162	194.6	234.3	2:00.204	

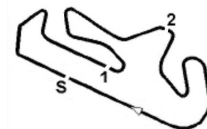
59 Daniel Teixeira										Cupra TCR									
lap	Sect-1	Speed	Sect-2	Speed	Sect-3	Speed	TopSpeed	laptime	pit	lap	Sect-1	Speed	Sect-2	Speed	Sect-3	Speed	Topspeed	laptime	pit
1	Pit Out	149.4	42.223	96.3	50.803			2:14.990		4	50.262	116.5	56.454	90.4	58.467	133.3	153.4	2:45.183	
2	<u>36.833</u>	<u>168.0</u>	37.346	106.0	<u>42.599</u>	194.6	229.8	<u>1:56.778</u>		5	42.782	148.1	50.459	73.6	50.793	194.6	211.8	2:24.034	
3	54.313	65.3	56.403	89.9	55.801	196.7	201.9	2:46.517		6	36.850	167.7	<u>37.280</u>	<u>108.5</u>	43.072	194.6	<u>230.3</u>	1:57.202	

69 Fothergill-Bennett										Porsche 911 Cup									
lap	Sect-1	Speed	Sect-2	Speed	Sect-3	Speed	TopSpeed	laptime	pit	lap	Sect-1	Speed	Sect-2	Speed	Sect-3	Speed	Topspeed	laptime	pit
1	Pit Out	141.0	42.389	106.8	45.659			2:07.438		5	36.185	175.3	39.264	100.3	46.052	<u>203.4</u>	<u>244.3</u>	2:01.501	
2	38.036	154.3	38.316	105.1	43.789	197.8	232.3	2:00.141		6	36.087	173.9	<u>36.514</u>	123.6	<u>42.630</u>	201.1	243.8	<u>1:55.231</u>	
3	36.551	168.0	37.627	116.6	43.544	200.0	<u>244.3</u>	1:57.722		7	<u>35.732</u>	<u>177.3</u>	36.739	117.6	42.807	<u>203.4</u>	243.8	1:55.278	
4	36.988	171.2	37.309	109.9	43.096	196.7	230.3	1:57.393		8									

78 Fontes-Gomez										BMW M2 CS Racing									
lap	Sect-1	Speed	Sect-2	Speed	Sect-3	Speed	TopSpeed	laptime	pit	lap	Sect-1	Speed	Sect-2	Speed	Sect-3	Speed	Topspeed	laptime	pit
1	Pit Out	170.3	40.469	92.1	45.407			2:03.517		4	37.634	175.6	37.848	109.2	45.138	196.7	<u>244.9</u>	2:00.620	
2	37.393	<u>181.2</u>	38.347	101.7	44.171	195.7	241.1	1:59.911		5	<u>37.056</u>	178.5	<u>37.730</u>	107.5	44.855	<u>197.8</u>	244.3	1:59.641	
3	37.382	169.3	37.896	<u>112.9</u>	<u>44.163</u>	196.7	<u>244.9</u>	<u>1:59.441</u>		6	37.479	180.9	42.106	99.0	Pit In	<u>197.8</u>	243.2	2:19.557	

88 Vistas-										McLaren 570S Trophy									
lap	Sect-1	Speed	Sect-2	Speed	Sect-3	Speed	TopSpeed	laptime	pit	lap	Sect-1	Speed	Sect-2	Speed	Sect-3	Speed	Topspeed	laptime	pit
1	Pit Out	130.8	41.609	110.2	46.687			2:06.774		5	37.232	<u>183.1</u>	38.555	113.2	44.240	185.6	245.5	2:00.027	
2	38.018	153.4	42.818	112.6	45.755	197.8	248.3	2:06.597 D		6	36.918	170.6	38.134	116.4	1:02.832	202.2	<u>249.4</u>	2:17.884	
3	<u>36.594</u>	172.2	<u>37.035</u>	<u>118.0</u>	<u>43.768</u>	196.7	<u>249.4</u>	<u>1:57.397</u>		7	38.550	174.5	37.930	108.4	46.503	176.5	235.8	2:02.983	
4	38.765	160.0	42.476	109.3	48.461	<u>204.5</u>	<u>249.4</u>	2:09.702		8									

101 Machado-Pinto Coelho										Ginetta G40									
lap	Sect-1	Speed	Sect-2	Speed	Sect-3	Speed	TopSpeed	laptime	pit	lap	Sect-1	Speed	Sect-2	Speed	Sect-3	Speed	Topspeed	laptime	pit
1	Pit Out	115.9	46.211	86.4	48.936			2:18.808		5	41.286	150.8	<u>42.151</u>	95.2	<u>46.961</u>	169.8	<u>201.9</u>	<u>2:10.398</u>	
2	42.859	144.0	43.982	88.8	47.675	164.4	197.4	2:14.516		6	<u>41.145</u>	<u>157.0</u>	42.200	<u>96.8</u>	47.344	<u>170.6</u>	<u>201.9</u>	2:10.689	



Algarve Welcome Spring

Autódromo Internacional do Algarve

CPV / IBERIAN SUPERCARS
4 - 7 May 2023
Laps and Sector Times - Qualifying 2
Autodromo Internacional Algarve - 4.652mtr.

3	45.166	139.2	43.660	91.1	47.324	165.9	197.1	2:16.150	7	41.981	144.6	42.886	94.4	47.957	168.2	199.3	2:12.824
4	41.808	130.1	43.972	96.3	47.661	168.2	201.1	2:13.441	8								

102 Camelo-Caçoilo										Ginetta G40									
lap	Sect-1	Speed	Sect-2	Speed	Sect-3	Speed	TopSpeed	laptime	pit	lap	Sect-1	Speed	Sect-2	Speed	Sect-3	Speed	Topspeed	laptime	pit
1	Pit Out	108.8	47.485	86.5	49.562			2:18.619		4	45.053	140.4	54.371	83.5	48.380	<u>167.4</u>	198.5	2:27.804	
2	41.670	<u>152.1</u>	59.293	105.8	50.050	163.6	197.4	2:31.013		5	41.855	145.0	42.871	<u>110.8</u>	48.951	<u>167.4</u>	<u>199.6</u>	2:13.677	
3	41.625	148.8	42.485	101.3	46.457	165.9	199.3	2:10.567		6	<u>41.098</u>	150.6	<u>41.757</u>	98.9	<u>46.234</u>	<u>167.4</u>	<u>199.6</u>	<u>2:09.089</u>	

103 Cruz-Monteiro										Ginetta G40									
lap	Sect-1	Speed	Sect-2	Speed	Sect-3	Speed	TopSpeed	laptime	pit	lap	Sect-1	Speed	Sect-2	Speed	Sect-3	Speed	Topspeed	laptime	pit
1	Pit Out	150.8	42.104	90.1	48.657			2:09.073		3	<u>40.098</u>	<u>160.2</u>	40.432	113.4	<u>45.747</u>	167.4	197.8	<u>2:06.277</u>	
2	41.478	160.0	40.556	114.8	45.756	167.4	<u>200.4</u>	2:07.790		4	40.222	158.4	<u>40.387</u>	<u>115.6</u>	Pit In	<u>169.0</u>	198.5	2:17.406	

115 Muñoz-Simó										Mercedes AMG GT4									
lap	Sect-1	Speed	Sect-2	Speed	Sect-3	Speed	TopSpeed	laptime	pit	lap	Sect-1	Speed	Sect-2	Speed	Sect-3	Speed	Topspeed	laptime	pit
1	Pit Out	126.5	46.442	93.7	50.645			2:19.300		5	36.128	161.4	36.429	113.6	41.748	<u>202.2</u>	<u>242.2</u>	1:54.305	
2	39.577	146.9	38.387	107.5	43.738	165.1	207.3	2:01.702		6	35.339	182.1	35.725	121.1	<u>41.154</u>	<u>202.2</u>	241.1	<u>1:52.218</u>	
3	35.702	179.1	36.178	113.0	46.446	200.0	239.5	1:58.326		7	<u>35.326</u>	<u>183.7</u>	<u>35.631</u>	114.9	41.991	201.1	240.5	1:52.948	
4	36.656	134.3	37.509	<u>121.2</u>	42.534	<u>202.2</u>	241.6	1:56.699		8									

116 Aso Arjol-Vannelet										Mercedes AMG GT4									
lap	Sect-1	Speed	Sect-2	Speed	Sect-3	Speed	TopSpeed	laptime	pit	lap	Sect-1	Speed	Sect-2	Speed	Sect-3	Speed	Topspeed	laptime	pit
1	Pit Out	119.7	45.551	97.3	47.528			2:15.864		5	<u>35.349</u>	193.2	36.346	109.6	<u>41.644</u>	198.9	240.0	<u>1:53.339</u>	
2	39.160	162.4	38.655	112.9	43.223	189.5	225.5	2:01.038		6	35.371	<u>196.0</u>	<u>36.121</u>	<u>118.7</u>	41.851	<u>202.2</u>	<u>242.7</u>	1:53.343	
3	35.478	185.9	36.336	114.5	42.115	198.9	241.6	1:53.929		7	35.438	186.5	37.907	102.0	45.068	198.9	239.5	1:58.413	
4	36.002	190.5	36.286	106.1	41.650	200.0	238.4	1:53.938		8									

580 Sousa-Silva										Cupra TCR									
lap	Sect-1	Speed	Sect-2	Speed	Sect-3	Speed	TopSpeed	laptime	pit	lap	Sect-1	Speed	Sect-2	Speed	Sect-3	Speed	Topspeed	laptime	pit
1	Pit Out	140.3	42.209	93.4	51.691			2:15.378		5	38.068	159.1	39.114	106.3	49.204	185.6	224.1	2:06.386	
2	37.891	166.2	<u>38.067</u>	106.2	45.066	186.5	223.1	2:01.024		6	41.291	113.3	49.609	97.5	46.016	<u>189.5</u>	<u>228.8</u>	2:16.916	
3	38.315	<u>174.2</u>	38.772	105.1	44.764	183.7	222.7	2:01.851		7	38.042	168.5	38.093	<u>107.9</u>	49.886	188.5	224.1	2:06.021	
4	<u>37.801</u>	158.6	38.463	101.9	<u>44.721</u>	187.5	225.0	<u>2:00.985</u>		8									