



ALGARVE CLASSIC FESTIVAL 2023

MASTERS RACING LEGENDS F1 Cars

26 - 29 October 2023

Laps and Sector Times - Race 1 - 25min.

Autodromo Internacional Algarve - 4652mtr.

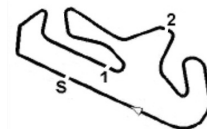
6 Nick PADMORE									Lotus 77										
lap	Sect-1	Speed	Sect-2	Speed	Sect-3	Speed	TopSpeed	laptime	pit	lap	Sect-1	Speed	Sect-2	Speed	Sect-3	Speed	Topspeed	laptime	pit
1			39.783	93.8	47.882		198.9	2:07.891		8	35.066		36.275	106.4	46.013	<u>216.9</u>	255.9	1:57.354	
2	38.186		39.751	95.7	47.909	206.9	229.8	2:05.846		9	35.530		36.128	105.6	44.846	209.3	241.1	1:56.504	
3	38.215		38.701	95.7	46.943	206.9	233.8	2:03.859		10	34.678		35.929	<u>110.8</u>	44.854	208.1	255.9	1:55.461	
4	35.967		37.504	101.7	46.515	211.8	244.9	1:59.986		11	34.314		36.026	104.7	44.769	<u>216.9</u>	250.0	1:55.109	
5	35.723		37.261	106.9	45.998	211.8	244.3	1:58.982		12	34.462		35.271	109.6	44.187	213.0	<u>259.0</u>	1:53.920	
6	36.975		37.386	101.2	46.095	209.3	252.3	2:00.456		13	<u>33.571</u>		<u>34.592</u>	106.7	<u>43.664</u>	214.3	257.8	<u>1:51.827</u>	
7	35.008		36.474	101.5	45.167	215.6	251.2	1:56.649		14									

11 Luciano BIAMINO									Lotus 81										
lap	Sect-1	Speed	Sect-2	Speed	Sect-3	Speed	TopSpeed	laptime	pit	lap	Sect-1	Speed	Sect-2	Speed	Sect-3	Speed	Topspeed	laptime	pit
1	51.221		45.933	87.6	53.501	138.5	144.4	2:30.655		7	<u>38.979</u>		42.903	95.7	52.932	202.2	<u>251.2</u>	2:14.814	
2	43.940		45.546	84.0	53.063	192.5	195.3	2:22.549		8	39.467		46.520	91.2	50.187	197.8	221.8	2:16.174	
3	42.872		45.184	88.0	51.133	193.5	217.7	2:19.189		9	39.214		42.708	91.1	53.205	200.0	235.8	2:15.127	
4	40.213		42.972	89.7	50.459	198.9	234.8	2:13.644		10	39.009		41.949	<u>96.7</u>	50.705	196.7	235.3	2:11.663	
5	39.772		43.186	90.2	50.108	202.2	242.7	2:13.066		11	40.882		<u>41.562</u>	94.6	50.483	201.1	232.3	2:12.927	
6	39.106		42.537	91.3	49.066	203.4	234.8	2:10.709		12	39.043		41.749	89.0	<u>48.950</u>	197.8	238.9	<u>2:09.742</u>	

14 Patrick D'AUBREBY									Arrows A4										
lap	Sect-1	Speed	Sect-2	Speed	Sect-3	Speed	TopSpeed	laptime	pit	lap	Sect-1	Speed	Sect-2	Speed	Sect-3	Speed	Topspeed	laptime	pit
1	44.882		43.367	95.6	51.290	154.5	184.6	2:19.539		7	39.800		40.560	103.7	48.120	206.9	246.6	2:08.480	
2	42.523		42.111	106.7	50.435	204.5	208.5	2:15.069		8	38.622		39.812	103.2	47.699	205.7	246.0	2:06.133	
3	38.669		40.114	104.8	48.962	204.5	248.3	2:07.745		9	38.003		39.384	96.6	48.061	205.7	248.8	2:05.448	
4	38.312		39.829	<u>107.0</u>	48.301	204.5	<u>255.3</u>	2:06.442		10	38.550		38.332	105.3	47.413	203.4	246.0	2:04.295	
5	40.271		41.379	96.4	48.540	200.0	250.6	2:10.190		11	<u>37.477</u>		37.654	98.7	47.142	205.7	254.7	2:02.273	
6	37.775		39.923	105.8	47.545	204.5	248.3	2:05.243		12	37.708		<u>37.495</u>	106.7	<u>45.734</u>	204.5	212.2	<u>2:00.937</u>	

16 Marco BIANCHINI									Shadow DN8										
lap	Sect-1	Speed	Sect-2	Speed	Sect-3	Speed	TopSpeed	laptime	pit	lap	Sect-1	Speed	Sect-2	Speed	Sect-3	Speed	Topspeed	laptime	pit
1	49.800		44.220	90.2	50.906	147.5	153.6	2:24.926		7	38.891		39.858	94.4	48.977	201.1	220.9	2:07.726	
2	42.439		41.608	83.9	49.951	195.7	199.6	2:13.998		8	38.382		39.307	<u>96.7</u>	49.761	189.5	251.2	2:07.450	
3	41.079		41.961	85.3	51.508	201.1	219.5	2:14.548		9	42.423		40.903	94.4	48.679	203.4	188.8	2:12.005	
4	39.326		41.250	91.3	49.869	200.0	221.3	2:10.445		10	39.059		41.156	95.1	49.752	203.4	243.8	2:09.967	
5	38.922		40.187	88.2	49.133	201.1	228.3	2:08.242		11	37.518		41.465	95.2	<u>48.114</u>	200.0	247.1	2:07.097	
6	39.403		40.761	85.6	48.883	202.2	248.3	2:09.047		12	<u>37.516</u>		<u>39.037</u>	94.3	48.521	<u>204.5</u>	<u>255.9</u>	<u>2:05.074</u>	

21 Maximilian WERNER									Hesketh 308C										
lap	Sect-1	Speed	Sect-2	Speed	Sect-3	Speed	TopSpeed	laptime	pit	lap	Sect-1	Speed	Sect-2	Speed	Sect-3	Speed	Topspeed	laptime	pit
1	48.907		40.948	95.7	47.810	140.1	147.9	2:17.665		8	36.533		38.454	100.9	<u>45.970</u>	210.5	252.3	2:00.957	
2	40.649		39.257	97.0	46.906	206.9	224.5	2:06.812		9	36.734		37.998	98.7	46.825	<u>213.0</u>	<u>259.6</u>	2:01.557	
3	37.760		39.007	101.9	47.187	211.8	247.1	2:03.954		10	36.950		38.351	95.1	47.438	211.8	255.9	2:02.739	
4	38.115		38.227	93.9	46.855	206.9	247.1	2:03.197		11	36.726		38.615	100.7	46.199	210.5	241.6	2:01.540	
5	36.754		38.155	96.3	46.755	210.5	251.2	2:01.664		12	<u>35.705</u>		37.694	<u>107.2</u>	46.482	210.5	257.1	1:59.881	
6	37.369		39.793	104.2	49.322	208.1	244.3	2:06.484		13	35.819		<u>37.303</u>	95.2	46.693	210.5	256.5	<u>1:59.815</u>	
7	36.992		38.233	103.3	47.094	210.5	259.0	2:02.319		14									



ALGARVE CLASSIC FESTIVAL 2023

MASTERS RACING LEGENDS F1 Cars

26 - 29 October 2023

Laps and Sector Times - Race 1 - 25min.

Autodromo Internacional Algarve - 4652mtr.

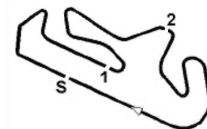
23 Ken TYRRELL									Tyrrell 011										
lap	Sect-1	Speed	Sect-2	Speed	Sect-3	Speed	TopSpeed	laptime	pit	lap	Sect-1	Speed	Sect-2	Speed	Sect-3	Speed	Topspeed	laptime	pit
1	40.843		40.667	96.2	48.028	168.2	208.5	2:09.538		8	35.173		37.780	103.0	45.694	216.9	266.7	1:58.647	
2	37.885		39.902	95.3	47.030	214.3	231.8	2:04.817		9	35.096		37.102	103.1	45.107	218.2	264.1	1:57.305	
3	38.045		39.108	95.9	50.410	218.2	237.9	2:07.563		10	35.057		36.454	104.9	44.472	215.6	266.7	1:55.983	
4	37.494		38.606	106.7	46.633	160.0	244.3	2:02.733		11	35.263		35.922	106.5	44.689	216.9	<u>268.0</u>	1:55.874	
5	35.618		38.371	108.0	46.334	219.5	<u>268.0</u>	2:00.323		12	<u>33.797</u>		36.175	101.7	44.083	219.5	<u>268.0</u>	1:54.055	
6	36.136		36.937	<u>109.0</u>	45.950	219.5	235.3	1:59.023		13	34.277		<u>35.682</u>	102.6	<u>43.374</u>	218.2	267.3	<u>1:53.333</u>	
7	35.963		37.884	89.9	45.674	215.6	266.7	1:59.521		14									

26 Scheil AYARI									Ligier JS 21										
lap	Sect-1	Speed	Sect-2	Speed	Sect-3	Speed	TopSpeed	laptime	pit	lap	Sect-1	Speed	Sect-2	Speed	Sect-3	Speed	Topspeed	laptime	pit
1	40.516		40.095	97.6	48.107	167.4	210.9	2:08.718		8	33.800		36.237	108.2	45.663	<u>206.9</u>	244.9	1:55.700	
2	37.193		40.294	93.8	47.809	200.0	233.3	2:05.296		9	33.806		35.040	105.2	45.367	200.0	241.1	1:54.213	
3	37.292		37.491	108.2	46.842	203.4	240.5	2:01.625		10	34.014		36.044	111.0	45.036	201.1	241.6	1:55.094	
4	34.542		36.594	98.3	46.549	203.4	240.0	1:57.685		11	33.897		<u>34.912</u>	108.9	44.482	<u>206.9</u>	242.7	1:53.291	
5	34.561		36.930	104.1	46.479	203.4	241.6	1:57.970		12	33.894		34.956	<u>113.6</u>	<u>44.382</u>	204.5	245.5	<u>1:53.232</u>	
6	34.208		36.134	107.4	45.593	201.1	240.5	1:55.935		13	<u>33.714</u>		34.971	107.5	44.739	204.5	246.6	1:53.424	
7	34.056		35.405	108.4	46.706	201.1	241.6	1:56.167		14									

27 Mark HAZELL									Williams FW07B										
lap	Sect-1	Speed	Sect-2	Speed	Sect-3	Speed	TopSpeed	laptime	pit	lap	Sect-1	Speed	Sect-2	Speed	Sect-3	Speed	Topspeed	laptime	pit
1	42.224		41.411	100.7	49.731	150.6	209.3	2:13.366		7	36.609		39.943	99.8	48.032	202.2	255.9	2:04.584	
2	39.287		39.620	112.4	1:15.664	193.5	240.0	2:34.571		8	37.110		39.023	<u>115.1</u>	47.886	203.4	229.3	2:04.019	
3	39.575		40.709	103.7	49.623	198.9	247.1	2:09.907		9	35.796		38.652	94.3	48.231	200.0	256.5	2:02.679	
4	38.158		41.072	104.8	49.258	195.7	248.3	2:08.488		10	36.136		37.837	101.9	<u>45.905</u>	195.7	253.5	1:59.878	
5	37.081		39.992	92.4	47.740	197.8	253.5	2:04.813		11	35.512		38.620	101.8	46.800	<u>210.5</u>	<u>260.2</u>	2:00.932	
6	36.422		39.798	109.6	48.296	204.5	258.4	2:04.516		12	<u>34.999</u>		<u>36.954</u>	102.8	46.349	208.1	259.0	<u>1:58.302</u>	

28 David SHAW									Williams FW06										
lap	Sect-1	Speed	Sect-2	Speed	Sect-3	Speed	TopSpeed	laptime	pit	lap	Sect-1	Speed	Sect-2	Speed	Sect-3	Speed	Topspeed	laptime	pit
1	41.667		41.031	100.0	49.751	153.8	206.5	2:12.449		8	36.027		37.079	101.8	47.096	208.1	260.2	2:00.202	
2	38.169		40.188	96.3	54.362	203.4	244.9	2:12.719		9	35.595		36.817	99.8	46.744	205.7	258.4	1:59.156	
3	39.170		39.582	96.4	48.186	135.8	234.3	2:06.938		10	35.753		36.887	94.8	46.357	206.9	259.6	1:58.997	
4	38.751		39.199	94.1	47.358	206.9	258.4	2:05.308		11	35.470		<u>36.525</u>	98.2	46.536	203.4	258.4	1:58.531	
5	36.493		37.961	100.3	47.361	209.3	260.9	2:01.815		12	35.405		37.120	98.6	46.836	<u>210.5</u>	<u>261.5</u>	1:59.361	
6	36.376		38.194	<u>106.7</u>	48.162	208.1	259.6	2:02.732		13	<u>35.347</u>		36.675	102.9	<u>45.763</u>	206.9	259.0	<u>1:57.785</u>	
7	36.329		37.221	104.8	47.116	202.2	257.8	2:00.666		14									

29 Valerio LEONE									Arrows A6										
lap	Sect-1	Speed	Sect-2	Speed	Sect-3	Speed	TopSpeed	laptime	pit	lap	Sect-1	Speed	Sect-2	Speed	Sect-3	Speed	Topspeed	laptime	pit
1	42.310		43.326	97.1	54.641	150.0	205.7	2:20.277		7	37.278		39.028	104.3	<u>46.451</u>	<u>211.8</u>	259.0	2:02.757	
2	44.244		42.448	98.5	50.546	166.7	199.6	2:17.238		8	36.764		40.302	106.6	1:03.679	<u>211.8</u>	260.2	2:20.745	
3	39.662		40.732	102.4	49.303	204.5	226.4	2:09.697		9	37.587		38.737	102.0	47.349	202.2	255.3	2:03.673	
4	39.405		40.574	100.9	48.203	203.4	251.7	2:08.182		10	<u>36.725</u>		<u>37.328</u>	<u>107.5</u>	47.680	208.1	258.4	<u>2:01.733</u>	
5	37.969		39.489	106.7	47.682	202.2	254.1	2:05.140		11	37.809		39.629	100.1	47.961	204.5	257.8	2:05.399	
6	38.116		39.878	102.1	47.113	<u>211.8</u>	<u>260.9</u>	2:05.107		12	38.670		38.419	106.3	49.104	206.9	257.8	2:06.193	



ALGARVE CLASSIC FESTIVAL 2023

MASTERS RACING LEGENDS F1 Cars

26 - 29 October 2023

Laps and Sector Times - Race 1 - 25min.

Autodromo Internacional Algarve - 4652mtr.

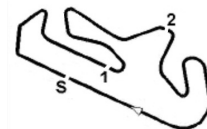
31 Marco WERNER										Lotus 76/1									
lap	Sect-1	Speed	Sect-2	Speed	Sect-3	Speed	TopSpeed	laptime	pit	lap	Sect-1	Speed	Sect-2	Speed	Sect-3	Speed	Topspeed	laptime	pit
1	41.314		40.673	91.9	49.456	162.9	204.5	2:11.443		8	34.568		36.192	108.4	45.384	214.3	251.7	1:56.144	
2	39.581		40.030	95.8	47.844	208.1	220.4	2:07.455		9	35.142		36.144	114.3	45.175	211.8	<u>257.1</u>	1:56.461	
3	36.902		38.082	94.8	48.669	210.5	230.3	2:03.653		10	33.848		34.841	108.5	44.250	205.7	250.0	1:52.939	
4	37.437		38.678	103.5	47.332	194.6	215.6	2:03.447		11	34.574		35.146	114.4	44.895	206.9	252.3	1:54.615	
5	36.563		37.346	105.1	46.843	206.9	232.8	2:00.752		12	33.608		34.290	112.1	<u>43.618</u>	208.1	252.9	1:51.516	
6	36.043		36.948	107.9	45.173	208.1	239.5	1:58.164		13	<u>33.115</u>		<u>33.786</u>	<u>117.6</u>	43.786	209.3	254.1	<u>1:50.687</u>	
7	35.900		38.085	102.8	45.250	<u>215.6</u>	247.7	1:59.235		14									

34 Marco COPPINI										March 761									
lap	Sect-1	Speed	Sect-2	Speed	Sect-3	Speed	TopSpeed	laptime	pit	lap	Sect-1	Speed	Sect-2	Speed	Sect-3	Speed	Topspeed	laptime	pit
1	Pit Out		47.907	96.3	Pit In			2:39.259		6	45.412		43.654	94.2	56.325	173.1	181.8	2:25.391	
2	Pit Out		45.385	94.7	56.119			5:13.355		7	44.994		43.255	96.4	<u>52.097</u>	172.2	196.4	2:20.346	
3	47.954		47.936	93.8	54.202	163.6	187.5	2:30.092		8	43.390		43.450	<u>97.2</u>	52.372	173.9	205.7	2:19.212	
4	44.528		45.107	83.5	56.393	157.2	184.0	2:26.028		9	<u>41.642</u>		<u>42.760</u>	96.9	52.872	<u>180.0</u>	<u>219.5</u>	<u>2:17.274</u>	
5	43.273		46.592	94.8	53.865	162.9	177.9	2:23.730		10									

37 Guillaume ROMAN										Ensign MN175									
lap	Sect-1	Speed	Sect-2	Speed	Sect-3	Speed	TopSpeed	laptime	pit	lap	Sect-1	Speed	Sect-2	Speed	Sect-3	Speed	Topspeed	laptime	pit
1	44.698		47.164	91.7	51.120	155.2	167.2	2:22.982		7	<u>37.333</u>		40.538	93.6	49.251	203.4	250.0	2:07.122	
2	40.958		43.012	91.1	50.048	196.7	223.1	2:14.018		8	38.955		43.932	91.5	Pit In	200.0	250.6	2:53.620	
3	39.254		41.809	91.4	49.442	<u>204.5</u>	228.8	2:10.505		9	Pit Out		40.217	97.8	48.797			4:14.453	
4	39.577		41.155	95.1	49.036	203.4	233.3	2:09.768		10	38.053		40.848	90.5	51.296	198.9	244.3	2:10.197	
5	38.600		40.516	95.7	48.552	200.0	237.9	2:07.668		11	37.739		<u>38.676</u>	<u>99.3</u>	<u>47.468</u>	196.7	237.4	<u>2:03.883</u>	
6	37.675		40.394	93.5	50.434	<u>204.5</u>	<u>251.7</u>	2:08.503		12									

41 Geoffroy RIVET										Trojan T103-1									
lap	Sect-1	Speed	Sect-2	Speed	Sect-3	Speed	TopSpeed	laptime	pit	lap	Sect-1	Speed	Sect-2	Speed	Sect-3	Speed	Topspeed	laptime	pit
1	43.997		43.387	94.7	51.782	163.6	170.3	2:19.166		8	35.555		38.654	98.4	48.822	210.5	<u>262.1</u>	2:03.031	
2	41.547		42.824	92.5	51.262	205.7	214.3	2:15.633		9	35.665		37.647	101.3	47.339	208.1	256.5	2:00.651	
3	39.644		41.100	98.5	49.755	203.4	215.6	2:10.499		10	35.380		37.829	<u>103.9</u>	52.293	<u>213.0</u>	247.1	2:05.502	
4	39.743		40.737	95.1	50.079	204.5	241.6	2:10.559		11	35.063		37.203	96.6	48.027	210.5	258.4	2:00.293	
5	36.858		39.153	103.4	47.968	203.4	252.9	2:03.979		12	36.161		38.042	100.9	<u>47.325</u>	211.8	257.8	2:01.528	
6	37.206		40.154	96.1	48.214	209.3	246.0	2:05.574		13	<u>34.831</u>		<u>36.856</u>	100.9	47.441	211.8	259.0	<u>1:59.128</u>	
7	36.856		38.494	102.8	49.141	206.9	258.4	2:04.491		14									

47 Werner D'ANSEMBOURG										Brabham BT49									
lap	Sect-1	Speed	Sect-2	Speed	Sect-3	Speed	TopSpeed	laptime	pit	lap	Sect-1	Speed	Sect-2	Speed	Sect-3	Speed	Topspeed	laptime	pit
1			42.796	86.0	49.567		205.3	2:11.569		8	34.064		36.559	100.9	47.259	215.6	265.4	1:57.882	
2	37.832		40.551	88.5	47.787	204.5	219.5	2:06.170		9	35.251		36.531	101.4	45.425	215.6	259.6	1:57.207	
3	36.358		38.767	91.8	47.469	211.8	247.7	2:02.594		10	<u>33.109</u>		35.402	102.5	44.997	214.3	264.1	1:53.508	
4	34.847		38.283	101.9	46.491	206.9	259.6	1:59.621		11	33.858		35.655	102.7	44.538	216.9	267.3	1:54.051	
5	34.409		37.798	95.2	45.851	211.8	260.9	1:58.058		12	33.489		<u>34.757</u>	<u>105.1</u>	43.957	216.9	265.4	<u>1:52.203</u>	
6	34.757		37.170	98.5	45.082	216.9	266.0	1:57.009		13	34.323		36.107	104.8	<u>43.898</u>	219.5	<u>268.7</u>	1:54.328	
7	34.064		37.019	99.0	45.061	213.0	264.1	1:56.144		14									



ALGARVE CLASSIC FESTIVAL 2023

MASTERS RACING LEGENDS F1 Cars

26 - 29 October 2023

Laps and Sector Times - Race 1 - 25min.

Autodromo Internacional Algarve - 4652mtr.

49 Nick PINK									Arrows A5										
lap	Sect-1	Speed	Sect-2	Speed	Sect-3	Speed	TopSpeed	laptime	pit	lap	Sect-1	Speed	Sect-2	Speed	Sect-3	Speed	Topspeed	laptime	pit
1	49.471		41.522	101.5	47.624	150.0	146.1	2:18.617		7	37.281		39.584	96.7	47.412	206.9	255.3	2:04.277	
2	41.495		42.645	94.4	49.795	<u>209.3</u>	226.4	2:13.935		8	37.632		40.473	100.6	49.324	206.9	256.5	2:07.429	
3	39.399		39.827	105.0	48.390	208.1	227.8	2:07.616		9	37.748		40.425	98.5	46.933	198.9	244.3	2:05.106	
4	38.917		40.077	100.8	47.793	205.7	221.3	2:06.787		10	37.711		39.640	96.9	46.785	206.9	246.6	2:04.136	
5	38.734		40.312	100.3	47.442	205.7	248.8	2:06.488		11	<u>37.068</u>		<u>38.482</u>	<u>107.4</u>	47.620	208.1	<u>258.4</u>	<u>2:03.170</u>	
6	38.574		40.309	101.5	47.056	202.2	256.5	2:05.939		12	38.033		39.884	104.0	<u>46.229</u>	<u>209.3</u>	244.3	2:04.146	

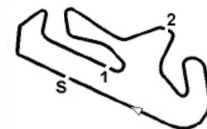
55 Max SMITH-HILLIARD									Fittipaldi F5A										
lap	Sect-1	Speed	Sect-2	Speed	Sect-3	Speed	TopSpeed	laptime	pit	lap	Sect-1	Speed	Sect-2	Speed	Sect-3	Speed	Topspeed	laptime	pit
1	43.087		41.426	<u>108.8</u>	48.321	147.5	197.4	2:12.834		4	37.793		<u>39.384</u>	101.2	1:00.428	205.7	246.0	2:17.605	
2	38.711		41.042	103.0	49.485	205.7	232.3	2:09.238		5	<u>37.616</u>		42.079	93.3	Pit In	<u>206.9</u>	<u>250.0</u>	<u>2:20.003</u>	
3	39.445		40.747	93.8	<u>47.417</u>	190.5	235.3	<u>2:07.609</u>		6									

58 Ewen SERGISON									Surtees TS9B										
lap	Sect-1	Speed	Sect-2	Speed	Sect-3	Speed	TopSpeed	laptime	pit	lap	Sect-1	Speed	Sect-2	Speed	Sect-3	Speed	Topspeed	laptime	pit
1	50.439		44.709	105.7	51.955	147.5	151.9	2:27.103		7	41.098		42.626	<u>109.0</u>	50.304	185.6	191.2	2:14.028	
2	44.966		44.693	99.4	52.846	187.5	154.7	2:22.505		8	42.229		40.504	108.1	52.361	186.5	187.8	2:15.094	
3	44.447		43.738	100.6	50.637	180.0	175.0	2:18.822		9	<u>40.183</u>		40.783	102.8	<u>48.559</u>	<u>200.0</u>	200.7	<u>2:09.525</u>	
4	42.708		42.769	96.6	49.853	189.5	181.2	2:15.330		10	40.223		40.936	82.7	51.570	188.5	<u>201.5</u>	2:12.729	
5	42.254		41.641	105.4	49.571	185.6	180.6	2:13.466		11	41.109		42.967	88.2	50.989	177.3	193.2	2:15.065	
6	40.675		<u>40.403</u>	105.8	49.505	188.5	193.9	2:10.583		12	42.435		41.842	106.5	48.791	160.7	185.2	2:13.068	

63 Yutaka TORIBA									Williams FW05										
lap	Sect-1	Speed	Sect-2	Speed	Sect-3	Speed	TopSpeed	laptime	pit	lap	Sect-1	Speed	Sect-2	Speed	Sect-3	Speed	Topspeed	laptime	pit
1	43.866		40.231	106.5	48.800	164.4	184.6	2:12.897		8	36.383		38.761	106.7	48.296	206.9	254.1	2:03.440	
2	38.974		40.513	92.9	48.579	194.6	239.5	2:08.066		9	36.554		38.752	99.6	47.346	192.5	248.8	2:02.652	
3	38.958		39.368	99.7	48.156	196.7	246.6	2:06.482		10	36.743		<u>37.225</u>	<u>112.1</u>	<u>46.657</u>	204.5	254.1	2:00.625	
4	38.548		38.422	98.7	47.221	189.5	246.0	2:04.191		11	36.117		37.420	108.5	46.847	<u>208.1</u>	<u>255.3</u>	<u>2:00.384</u>	
5	37.234		38.759	101.9	47.052	196.7	248.8	2:03.045		12	37.569		37.993	81.2	47.243	206.9	<u>255.3</u>	2:02.805	
6	37.492		41.803	102.9	47.024	202.2	252.3	2:06.319		13	<u>35.862</u>		39.061	110.0	46.984	201.1	251.7	2:01.907	
7	37.611		39.895	106.2	47.436	201.1	252.3	2:04.942		14									

78 Warren BRIGGS									McLaren M29										
lap	Sect-1	Speed	Sect-2	Speed	Sect-3	Speed	TopSpeed	laptime	pit	lap	Sect-1	Speed	Sect-2	Speed	Sect-3	Speed	Topspeed	laptime	pit
1	42.089		41.370	102.5	49.327	163.6	203.0	2:12.786		8	35.503		<u>36.837</u>	95.8	46.832	<u>209.3</u>	<u>260.9</u>	1:59.172	
2	39.133		42.328	91.2	49.141	202.2	254.7	2:10.602		9	35.480		37.922	91.2	46.723	206.9	257.8	2:00.125	
3	38.458		40.089	96.7	47.580	205.7	253.5	2:06.127		10	<u>34.861</u>		37.241	103.0	46.704	206.9	258.4	1:58.806	
4	36.378		38.953	95.2	48.273	204.5	257.1	2:03.604		11	35.690		37.439	96.0	46.361	206.9	259.6	1:59.490	
5	35.951		38.899	92.7	47.656	204.5	257.1	2:02.506		12	34.956		38.114	92.9	46.343	205.7	259.6	1:59.413	
6	36.203		39.049	99.6	47.647	206.9	259.0	2:02.899		13	35.109		36.866	<u>107.0</u>	<u>45.791</u>	206.9	259.0	<u>1:57.766</u>	
7	36.321		37.574	94.2	47.057	203.4	255.9	2:00.952		14									

99 Jamie CONSTABLE									Tyrrell 011										
lap	Sect-1	Speed	Sect-2	Speed	Sect-3	Speed	TopSpeed	laptime	pit	lap	Sect-1	Speed	Sect-2	Speed	Sect-3	Speed	Topspeed	laptime	pit
1	42.008		40.710		48.707	160.7		2:11.425		8	35.217		37.566		45.518	214.3	265.4	1:58.301	
2	38.743		39.611		47.411		225.9	2:05.765		9	34.987		36.773		45.575	216.9	266.0	1:57.335	



ALGARVE CLASSIC FESTIVAL 2023

MASTERS RACING LEGENDS F1 Cars

26 - 29 October 2023

Laps and Sector Times - Race 1 - 25min.

Autodromo Internacional Algarve - 4652mtr.

3	37.085	38.727	48.121	210.5	256.5	2:03.933	10	34.639	36.082	44.830	215.6	265.4	1:55.551
4	36.242	38.428	47.946	208.1	260.9	2:02.616	11	34.841	36.011	<u>44.298</u>	216.9	<u>267.3</u>	<u>1:55.150</u>
5	35.814	37.589	46.589	210.5	261.5	1:59.992	12	<u>34.214</u>	37.123	45.282	<u>218.2</u>	264.1	1:56.619
6	35.545	37.164	46.879	211.8	247.1	1:59.588	13	34.644	<u>35.518</u>	45.977	214.3	263.4	1:56.139
7	37.052	38.039	46.445	211.8		2:01.536	14						