

ALGARVE CLASSIC FESTIVAL 2023

GT & SPORTS CAR CUP

26 - 29 October 2023

Laps and Sector Times - Race - 120min.

Autodromo Internacional Algarve - 4652mtr.

5 JOEBSTL-WILLIS									Lotus Elan 26 R										
lap	Sect-1	Speed	Sect-2	Speed	Sect-3	Speed	TopSpeed	laptime	pit	lap	Sect-1	Speed	Sect-2	Speed	Sect-3	Speed	Topspeed	laptime	pit
1	1:00.994		1:01.397	70.0	1:12.541	126.3	131.1	3:14.932		20	57.508		59.443	69.4	Pit In	141.7	164.4	3:14.396	
2	1:00.380		1:00.457	64.3	1:08.009	128.6	149.6	3:08.846		21	Pit Out		56.320	80.1	1:02.863			4:01.577	
3	56.619		59.501	63.0	1:09.175	137.4	154.5	3:05.295		22	53.005		55.467	78.0	<u>1:01.437</u>	145.7	170.1	2:49.909	
4	1:00.854		1:01.217	69.5	1:13.637	130.9	137.8	3:15.708		23	52.548		55.327	76.4	1:02.704	151.3	185.9	2:50.579	
5	1:33.637		1:19.602	53.6	1:11.975	82.4	83.5	4:05.214		24	53.234		54.762	77.3	1:02.955	151.3	177.9	2:50.951	
6	57.036		1:01.370	65.5	1:10.465	139.0	158.4	3:08.871		25	54.877		54.149	78.7	1:02.121	145.7	176.5	2:51.147	
7	59.428		1:02.120	64.3	1:10.780	141.2	146.1	3:12.328		26	52.478		54.431	77.5	1:02.071	150.0	186.5	2:48.980	
8	1:00.300		1:03.934	66.7	Pit In	144.0	144.6	<u>3:28.188</u>		27	52.754		<u>53.820</u>	79.8	1:01.473	156.5	174.5	<u>2:48.047</u>	
9	Pit Out		1:12.732	68.9	1:14.540			4:39.291		28	53.144		55.759	79.5	1:03.657	153.2	188.8	2:52.560	
10	1:04.680		1:03.032	71.6	1:26.392	111.1	125.3	3:34.104		29	54.981		57.085	75.9	1:04.185	154.5	182.7	2:56.251	
11	1:36.953		1:20.079	60.8	1:35.838	92.3	76.1	4:32.870		30	53.480		56.492	76.2	1:04.355	150.6	179.7	2:54.327	
12	1:19.484		1:17.401	49.7	1:23.408	81.8	101.4	4:00.293		31	54.564		55.924	79.9	1:04.373	153.2	180.3	2:54.861	
13	1:17.195		1:14.408	57.6	1:20.410	97.8	110.2	3:52.013		32	53.826		55.547	83.2	1:03.219	152.5	171.7	2:52.592	
14	1:13.408		1:13.023	60.8	1:21.894	99.7	102.1	3:48.325		33	52.635		54.567	83.5	1:03.431	156.5	194.6	2:50.633	
15	1:26.760		1:12.790	61.7	1:17.981	96.5	68.7	3:57.531		34	52.340		54.778	80.6	1:02.468	155.2	<u>194.9</u>	2:49.586	
16	1:18.202		1:13.062	54.4	1:18.478	108.4	89.9	3:49.742		35	<u>52.145</u>		55.214	<u>85.3</u>	1:02.095	152.5	191.8	2:49.454	
17	1:12.305		1:09.575	58.3	1:11.649	96.0	108.4	3:33.529		36	54.825		56.288	76.5	1:03.286	<u>157.2</u>	165.9	2:54.399	
18	58.708		59.728	63.8	1:08.322	144.6	145.6	3:06.758		37	53.254		55.509	80.8	1:02.431	153.8	187.2	2:51.194	
19	58.109		59.272	72.3	1:08.216	144.0	147.7	3:05.597		38									

6 BRANDT-BRANDT									TVR Grantura Mk IIa										
lap	Sect-1	Speed	Sect-2	Speed	Sect-3	Speed	TopSpeed	laptime	pit	lap	Sect-1	Speed	Sect-2	Speed	Sect-3	Speed	Topspeed	laptime	pit
1	1:11.114		1:07.366	57.1	1:15.425	106.2	91.9	3:33.905		18	57.377		59.608	72.5	1:07.863	137.4	153.2	3:04.848	
2	1:07.187		1:05.952	65.0	1:12.081	107.1	110.5	3:25.220		19	57.513		59.852	68.1	1:09.471	139.5	165.6	3:06.836	
3	1:08.249		1:10.136	54.3	1:22.992	106.2	105.1	3:41.377		20	<u>56.176</u>		58.712	66.8	<u>1:05.961</u>	136.9	<u>168.5</u>	<u>3:00.849</u>	
4	1:04.048		1:06.548	59.9	1:11.255	128.1	115.5	3:21.851		21	1:01.299		1:03.453	67.6	Pit In	<u>141.7</u>	156.3	3:22.573	
5	1:03.201		1:04.894	64.2	1:12.570	131.9	131.2	3:20.665		22	Pit Out		<u>58.156</u>	<u>75.4</u>	1:06.812			4:38.412	
6	1:03.162		1:06.131	64.5	1:15.315	134.8	145.4	3:24.608		23	57.988		1:01.132	64.1	1:08.684	138.5	158.8	3:07.804	
7	1:11.218		1:10.331	61.0	1:24.097	103.2	97.6	3:45.646		24	1:00.979		1:01.358	66.1	1:08.002	140.6	132.5	3:10.339	
8	1:13.970		1:10.881	58.0	1:19.823	73.8	101.8	3:44.674		25	1:00.596		1:02.450	67.6	1:09.854	137.9	142.3	3:12.900	
9	1:18.299		1:31.381	42.8	1:39.254	108.4	78.7	4:28.934		26	1:01.476		1:06.493	64.2	1:09.918	137.4	151.7	3:17.887	
10	1:32.531		1:20.401	49.9	Pit In	71.7	67.5	8:08.946		27	1:01.353		1:03.925	65.7	1:11.870	136.9	142.9	3:17.148	
11	Pit Out		1:08.886	56.4	1:16.519			5:01.607		28	1:01.730		1:04.527	62.9	1:11.494	131.4	144.2	3:17.751	
12	1:12.799		1:13.085	60.0	1:18.728	103.7	91.8	3:44.612		29	1:03.369		1:06.034	63.4	1:12.027	134.8	150.8	3:21.430	
13	1:31.384		1:11.335	57.7	1:15.117	111.5	84.6	3:57.836		30	1:02.147		1:04.982	64.0	1:13.486	134.3	156.5	3:20.615	
14	1:18.744		1:13.177	61.7	1:14.983	119.2	94.2	3:46.904		31	1:00.710		1:04.827	64.2	1:12.379	136.9	151.9	3:17.916	
15	1:16.518		1:09.823	59.3	1:12.075	95.0	87.6	3:38.416		32	1:01.036		1:03.629	65.9	1:12.415	136.9	154.3	3:17.080	
16	1:01.094		1:01.022	71.0	1:12.344	134.3	148.1	3:14.460		33	1:00.977		1:03.429	66.0	1:12.409	139.0	154.7	3:16.815	
17	1:00.881		1:01.171	65.7	1:09.468	123.3	129.3	3:11.520		34									

8 CLARK-JONES									Cooper Bobtail										
lap	Sect-1	Speed	Sect-2	Speed	Sect-3	Speed	TopSpeed	laptime	pit	lap	Sect-1	Speed	Sect-2	Speed	Sect-3	Speed	Topspeed	laptime	pit
1	1:02.354		1:04.703	62.1	Pit In	137.4	120.7	3:33.364		4	Pit Out		<u>1:01.787</u>	<u>77.2</u>	<u>1:09.500</u>			6:06.862	
2	Pit Out		1:20.341	52.7	1:12.565			12:52.349		5	1:08.142		1:07.167	67.6	Pit In	121.2	122.6	3:43.922	
3	<u>1:00.016</u>		1:04.313	61.7	Pit In	<u>142.9</u>	<u>132.4</u>	3:29.025		6									



ALGARVE CLASSIC FESTIVAL 2023

GT & SPORTS CAR CUP

26 - 29 October 2023

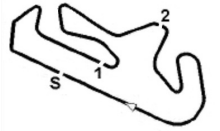
Laps and Sector Times - Race - 120min.

Autodromo Internacional Algarve - 4652mtr.

9 GRANT-BOSTON										MG B									
lap	Sect-1	Speed	Sect-2	Speed	Sect-3	Speed	TopSpeed	laptime	pit	lap	Sect-1	Speed	Sect-2	Speed	Sect-3	Speed	Topspeed	laptime	pit
1	1:10.202		1:03.487		1:12.396	83.3	100.8	3:26.085		19	54.684		55.495		1:02.697	<u>151.3</u>	151.3	2:52.876	
2	1:02.284		1:05.444		1:10.339	121.2	128.9	3:18.067		20	54.980		55.718		1:04.476	147.5	153.6	2:55.174	
3	1:01.580		1:00.116		1:07.703	131.9	150.4	3:09.399		21	53.291		54.723		1:02.812	139.5	<u>176.2</u>	2:50.826	
4	58.775		58.646		1:05.161	125.4	148.1	3:02.582		22	53.513		<u>54.344</u>		<u>1:02.351</u>	146.3	158.4	<u>2:50.208</u>	
5	1:00.450		1:02.382		1:07.051	139.5	137.8	3:09.883		23	<u>52.374</u>		1:10.254		Pit In	145.2	162.2	3:14.226	
6	55.938		56.556		1:04.695	142.9	163.4	2:57.189		24	Pit Out		57.810		1:04.876			4:07.418	
7	58.858		59.698		1:07.211	140.6	156.3	3:05.767		25	57.082		58.774		1:07.245	139.5	158.8	3:03.101	
8	1:04.903		1:07.106		1:10.444	128.6	133.7	3:22.453		26	56.249		56.491		1:04.087	137.9	152.8	2:56.827	
9	1:08.261		1:04.797		1:12.960	100.6	114.6	3:26.018		27	56.026		56.221		1:06.079	141.7	162.2	2:58.326	
10	1:08.083		1:30.048		Pit In	113.2	119.1	4:15.284		28	56.940		56.967		1:07.488	141.2	157.4	3:01.395	
11	Pit Out		1:09.641		1:37.825			5:05.378		29	57.325		59.705		1:08.323	139.5	160.0	3:05.353	
12	1:16.748		1:16.692		1:24.498	75.2	96.2	3:57.938		30	57.999		59.662		1:07.835	137.4	158.1	3:05.496	
13	1:14.919		1:14.742		1:21.484	89.8	79.1	3:51.145		31	57.969		1:00.203		1:08.026	141.7	154.7	3:06.198	
14	1:13.350		1:12.928		1:20.002	100.0	102.8	3:46.280		32	1:00.770		58.979		1:08.038	134.3	151.7	3:07.787	
15	1:27.688		1:13.580		1:15.698	75.2	91.4	3:56.966		33	58.314		1:01.236		1:07.688	134.8	161.9	3:07.238	
16	1:20.319		1:12.377		1:16.487	84.7	103.1	3:49.183		34	58.132		59.777		1:06.912	138.5	162.4	3:04.821	
17	1:14.751		1:08.583		1:12.011	86.1	91.5	3:35.345		35	59.848		59.542		1:06.931	139.5	155.4	3:06.321	
18	56.533		54.625		1:02.861	127.7	151.3	2:54.019		36	1:00.895		2:30.788		1:23.539	137.4	133.5	4:55.222	

10 SMITH-HILLIARD-GRIFFITHS										Lotus X									
lap	Sect-1	Speed	Sect-2	Speed	Sect-3	Speed	TopSpeed	laptime	pit	lap	Sect-1	Speed	Sect-2	Speed	Sect-3	Speed	Topspeed	laptime	pit
1								3:12.223		19								2:51.661	
2								3:09.549		20								2:52.078	
3								3:04.800		21								2:48.579	
4								3:13.432		22								2:49.977	
5								4:04.898		23								<u>2:48.287</u>	
6								3:06.287		24								2:50.393	
7								3:10.325		25								2:48.383	
8								3:16.556		26								2:50.394	
9								3:42.910		27			Pit In		Pit In			2:58.280	
10								4:27.037		28	Pit Out							4:43.597	
11			Pit In		Pit In			4:34.293		29								3:14.173	
12	Pit Out							5:03.636		30								3:17.004	
13								3:25.779		31								3:10.187	
14								3:46.746		32								3:13.465	
15								3:57.993		33								3:12.407	
16								3:47.505		34								3:10.760	
17								3:35.747		35								3:07.055	
18								2:51.867		36								3:11.141	

19 EMMERLING-BRANDT-BRANDT										Elva Mk 5									
lap	Sect-1	Speed	Sect-2	Speed	Sect-3	Speed	TopSpeed	laptime	pit	lap	Sect-1	Speed	Sect-2	Speed	Sect-3	Speed	Topspeed	laptime	pit
1	1:11.438		1:08.129	63.8	1:14.611	95.7	100.1	3:34.178		7	1:06.553		1:08.200	64.1	1:19.063	125.4	120.9	3:33.816	
2	1:06.611		1:06.031	64.9	1:13.320	108.4	116.0	3:25.962		8	1:18.546		1:14.150	61.7	1:22.706	89.1	94.3	3:55.402	



ALGARVE CLASSIC FESTIVAL 2023

GT & SPORTS CAR CUP

26 - 29 October 2023

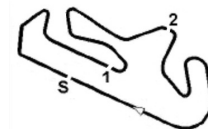
Laps and Sector Times - Race - 120min.

Autodromo Internacional Algarve - 4652mtr.

3	1:07.847	1:10.074	66.1	1:15.133	93.8	106.6	3:33.054	9	1:20.366	1:31.461	53.8	1:39.374	93.5	98.1	4:31.201
4	1:06.107	<u>1:04.367</u>	64.9	1:13.927	104.0	111.3	3:24.401	10	1:32.535	1:19.622	51.9	1:35.784	62.5	72.7	4:27.941
5	1:06.617	1:04.789	<u>67.2</u>	<u>1:12.079</u>	117.3	114.2	3:23.485	11	1:24.006	1:17.256	65.5	Pit In	67.3	86.3	4:17.404
6	<u>1:02.357</u>	1:06.813	66.3	1:13.620	<u>131.4</u>	<u>131.9</u>	<u>3:22.790</u>	12							

22	BIRCHENHOUGH-TOPPLISS								Austin										
lap	Sect-1	Speed	Sect-2	Speed	Sect-3	Speed	TopSpeed	laptime	pit	lap	Sect-1	Speed	Sect-2	Speed	Sect-3	Speed	Topspeed	laptime	pit
1	1:23.213		1:03.335	65.4	1:13.052	107.5	123.0	3:39.600		19	57.343		59.347	<u>75.8</u>	1:06.630	137.4	141.4	3:03.320	
2	1:03.333		1:04.445	64.2	1:08.629	110.8	122.4	3:16.407		20	57.263		59.303	72.8	<u>1:04.670</u>	138.5	136.5	<u>3:01.236</u>	
3	1:02.037		1:04.909	64.1	1:09.673	131.9	137.6	3:16.619		21	<u>57.055</u>		<u>59.121</u>	74.8	1:05.473	<u>140.6</u>	139.0	3:01.649	
4	1:03.615		1:04.853	70.5	1:08.990	121.2	116.0	3:17.458		22	57.240		59.784	72.3	Pit In	139.5	<u>149.8</u>	3:09.712	
5	1:01.166		1:02.336	70.7	1:09.551	125.4	139.2	3:13.053		23	Pit Out		1:03.409	68.8	1:08.246			4:37.568	
6	1:01.765		1:05.708	65.6	1:13.561	120.8	132.5	3:21.034		24	1:01.656		1:04.761	64.5	1:08.633	135.3	146.5	3:15.050	
7	1:05.648		1:05.762	63.6	1:10.104	120.8	126.5	3:21.514		25	1:00.176		1:03.691	65.4	1:07.736	133.3	145.9	3:11.603	
8	1:04.868		1:06.333	67.1	Pit In	120.8	116.5	<u>3:36.916</u>		26	1:00.993		1:01.764	66.3	1:07.468	128.1	132.2	3:10.225	
9	Pit Out		1:05.336	66.9	1:10.176			<u>5:06.729</u>		27	1:00.986		1:03.850	64.2	1:09.786	136.9	145.2	3:14.622	
10	1:01.953		1:05.577	67.5	1:18.544	130.4	132.7	3:26.074		28	1:02.080		1:04.486	70.0	1:09.651	134.8	138.5	3:16.217	
11	1:16.219		1:12.289	65.3	1:25.290	97.0	92.7	3:53.798		29	1:03.920		1:04.975	62.8	1:10.688	122.9	130.8	3:19.583	
12	1:05.710		1:05.992	66.5	1:16.356	103.7	112.9	3:28.058		30	1:02.998		1:03.818	69.0	1:12.447	122.0	134.2	3:19.263	
13	1:17.423		1:12.976	60.5	1:20.591	75.9	70.1	3:50.990		31	1:03.172		1:05.377	65.4	1:11.018	118.4	139.4	3:19.567	
14	1:14.418		1:13.547	62.8	1:18.463	80.9	87.4	3:46.428		32	1:00.576		1:04.430	61.2	1:10.615	127.7	145.4	3:15.621	
15	1:31.690		1:11.794	61.6	1:14.404	86.1	83.1	3:57.888		33	1:02.049		1:04.865	62.4	1:11.242	130.4	140.4	3:18.156	
16	1:19.334		1:13.673	67.0	1:15.373	96.8	89.6	3:48.380		34	1:02.495		1:04.440	64.3	1:11.164	132.8	136.0	3:18.099	
17	1:16.075		1:09.562	67.5	1:10.541	82.6	88.6	3:36.178		35	1:04.130		1:05.169	62.1	1:10.760	120.0	135.0	3:20.059	
18	1:01.167		1:02.688	68.6	1:08.879	132.8	122.2	3:12.734		36									

23	Gary PEARSON								Jaguar E-Type										
lap	Sect-1	Speed	Sect-2	Speed	Sect-3	Speed	TopSpeed	laptime	pit	lap	Sect-1	Speed	Sect-2	Speed	Sect-3	Speed	Topspeed	laptime	pit
1	1:05.849		1:03.340	71.9	1:09.445	96.3	109.1	3:18.634		20	50.594		<u>51.253</u>	86.8	59.898	<u>171.4</u>	174.2	<u>2:41.745</u>	
2	1:02.329		57.846	72.3	1:03.471	107.1	101.4	3:03.646		21	50.665		51.482	83.8	Pit In	<u>171.4</u>	180.6	2:49.766	
3	51.679		53.082	82.6	1:00.848	166.7	163.1	2:45.609		22	Pit Out		53.011	79.2	1:00.412			3:56.835	
4	1:06.681		1:10.648	63.8	1:28.189	157.2	109.3	3:45.518		23	50.778		53.131	80.8	1:00.626	166.7	177.3	2:44.535	
5	1:31.646		1:19.246	59.6	1:09.900	74.8	62.4	4:00.792		24	52.492		52.429	82.8	59.506	169.0	163.6	2:44.427	
6	50.871		53.406	84.3	1:01.980	165.9	183.1	2:46.257		25	50.806		52.571	82.3	1:00.494	169.0	175.0	2:43.871	
7	51.627		55.195	81.8	1:04.466	167.4	165.9	2:51.288		26	<u>50.448</u>		53.761	80.2	1:01.394	169.0	180.3	2:45.603	
8	59.222		1:18.954	58.2	Pit In	137.9	145.0	<u>3:44.168</u>		27	51.636		52.583	82.7	1:00.161	168.2	174.2	2:44.380	
9	Pit Out		1:01.015	71.4	1:10.902			<u>4:25.389</u>		28	52.330		52.901	80.5	59.379	165.1	178.2	2:44.610	
10	1:09.372		1:28.592	38.7	1:37.383	133.8	107.2	4:15.347		29	52.043		53.239	<u>87.4</u>	1:01.297	<u>171.4</u>	184.0	2:46.579	
11	1:34.054		1:19.851	55.3	1:32.458	70.3	56.4	4:26.363		30	52.370		55.806	75.3	1:01.814	164.4	171.4	2:49.990	
12	1:19.439		1:17.761	51.2	1:24.498	99.4	86.4	4:01.698		31	54.683		54.849	78.7	1:01.766	160.0	158.1	2:51.298	
13	1:17.850		1:09.430	64.1	1:19.543	90.2	74.6	3:46.823		32	55.712		53.973	81.2	1:02.216	165.9	173.6	2:51.901	
14	1:21.647		1:13.008	60.6	1:26.830	79.6	69.1	4:01.485		33	52.661		56.524	78.4	1:01.822	164.4	174.8	2:51.007	
15	1:26.584		1:06.074	61.0	1:22.630	60.7	86.1	3:55.288		34	53.760		54.274	80.9	1:01.071	165.9	171.7	2:49.105	
16	1:20.625		1:05.399	66.3	1:21.486	78.6	76.3	3:47.510		35	51.488		53.972	82.8	1:01.468	169.0	<u>185.2</u>	2:46.928	
17	1:13.122		1:02.886	64.6	1:05.771	68.8	83.5	3:21.779		36	52.598		53.651	76.7	1:01.783	166.7	175.3	2:48.032	
18	53.325		51.831	81.3	1:00.010	148.8	146.1	2:45.166		37	52.915		55.473	77.5	1:02.367	167.4	180.0	2:50.755	



ALGARVE CLASSIC FESTIVAL 2023

GT & SPORTS CAR CUP

26 - 29 October 2023

Laps and Sector Times - Race - 120min.

Autodromo Internacional Algarve - 4652mtr.

19	51.637	51.995	86.9	<u>59.201</u>	<u>171.4</u>	177.6	2:42.833	38	53.041	53.858	85.6	1:01.095	169.8	178.2	2:47.994
----	--------	--------	------	---------------	--------------	-------	----------	----	--------	--------	------	----------	-------	-------	----------

33 INGRAM-INGRAM									Austin Healey										
lap	Sect-1	Speed	Sect-2	Speed	Sect-3	Speed	TopSpeed	laptime	pit	lap	Sect-1	Speed	Sect-2	Speed	Sect-3	Speed	Topspeed	laptime	pit
1	59.066		1:00.352	65.1	1:13.556	117.3	134.0	3:12.974		19	54.886		57.054	73.2	1:04.328	154.5	153.0	2:56.268	
2	59.939		59.793	65.1	1:07.442	134.8	131.5	3:07.174		20	55.141		<u>55.439</u>	73.2	1:06.997	150.0	163.1	2:57.577	
3	55.182		57.920	71.2	1:08.796	131.9	176.2	3:01.898		21	55.413		55.536	69.5	1:04.140	145.7	161.4	2:55.089	
4	58.814		1:01.069	63.6	1:14.964	128.6	151.7	3:14.847		22	54.875		56.924	68.2	Pit In	154.5	170.6	<u>3:08.655</u>	
5	1:33.133		1:19.171	53.2	1:11.422	83.7	78.1	4:03.726		23	Pit Out		57.526	71.6	1:06.255			4:17.610	
6	55.470		56.964	63.6	1:06.437	135.8	173.9	2:58.871		24	<u>54.154</u>		55.900	72.4	1:05.022	153.8	171.7	<u>2:55.076</u>	
7	55.344		57.526	69.6	Pit In	152.5	153.8	<u>3:04.320</u>		25	54.323		56.868	62.5	1:05.032	154.5	175.0	2:56.223	
8	Pit Out		1:05.392	60.6	1:14.678			<u>4:59.442</u>		26	56.032		57.413	71.7	1:05.454	153.8	161.4	2:58.899	
9	1:08.283		1:08.029	54.0	1:12.960	129.5	126.0	3:29.272		27	55.257		57.741	68.4	1:04.488	146.3	163.4	2:57.486	
10	1:06.679		1:02.579	60.1	1:25.208	120.4	123.3	3:34.466		28	55.973		59.211	68.1	1:05.150	151.9	177.6	3:00.334	
11	1:41.109		1:18.546	50.3	1:34.875	97.8	83.9	4:34.530		29	55.027		1:01.588	76.9	1:06.083	151.9	<u>187.2</u>	3:02.698	
12	1:19.183		1:16.362	49.5	1:24.283	86.5	74.4	3:59.828		30	55.493		58.696	<u>77.9</u>	1:05.978	155.2	178.8	3:00.167	
13	1:16.375		1:13.686	57.5	1:21.322	103.2	88.7	3:51.383		31	57.886		59.410	67.9	1:07.255	152.5	164.4	3:04.551	
14	1:13.525		1:12.727	57.0	1:20.934	101.4	89.2	3:47.186		32	55.933		59.208	73.2	1:06.822	153.2	170.9	3:01.963	
15	1:27.887		1:11.969	65.1	1:17.941	94.0	55.9	3:57.797		33	56.122		59.292	73.5	1:07.016	155.2	184.6	3:02.430	
16	1:19.197		1:11.443	57.8	1:18.069	90.9	87.7	3:48.709		34	56.701		59.991	70.9	1:05.524	152.5	171.2	3:02.216	
17	1:14.237		1:08.205	55.1	1:12.505	94.5	99.6	3:34.947		35	56.404		59.126	73.8	1:06.813	<u>157.9</u>	164.9	3:02.343	
18	56.259		56.826	70.1	<u>1:03.870</u>	131.9	140.4	2:56.955		36	55.724		58.994	77.6	1:05.907	151.3	178.2	3:00.625	

34 LAMBERT-LAMBERT									MG B										
lap	Sect-1	Speed	Sect-2	Speed	Sect-3	Speed	TopSpeed	laptime	pit	lap	Sect-1	Speed	Sect-2	Speed	Sect-3	Speed	Topspeed	laptime	pit
1	59.670		1:02.727	63.6	1:13.696	123.3	132.5	3:16.093		19	<u>55.395</u>		57.227	69.1	1:04.703	142.3	158.4	2:57.325	
2	59.062		58.932	66.3	1:07.249	131.9	140.8	3:05.243		20	56.132		56.157	69.3	1:05.571	141.2	147.3	2:57.860	
3	57.332		58.646	63.4	1:07.285	137.4	144.8	3:03.263		21	56.035		56.068	72.4	Pit In	137.9	147.7	<u>3:04.969</u>	
4	57.011		57.791	68.1	1:06.280	137.9	144.4	3:01.082		22	Pit Out		56.778	69.5	1:04.879			4:11.241	
5	1:19.159		1:20.361	51.1	1:10.993	138.5	113.8	3:50.513		23	56.044		57.018	67.6	1:06.497	139.5	161.2	2:59.559	
6	57.631		58.396	67.5	1:07.463	139.0	143.4	3:03.490		24	55.858		<u>55.354</u>	76.1	1:05.165	140.6	156.5	2:56.377	
7	58.903		1:02.389	70.1	1:10.777	140.6	140.3	3:12.069		25	55.872		55.757	<u>78.3</u>	<u>1:04.493</u>	141.7	<u>170.6</u>	<u>2:56.122</u>	
8	1:01.770		1:02.144	63.9	Pit In	127.7	128.0	<u>3:28.032</u>		26	56.755		56.506	70.5	1:06.362	<u>144.0</u>	149.2	2:59.623	
9	Pit Out		1:08.555	58.7	1:14.671			<u>4:44.673</u>		27	58.801		57.865	72.6	1:05.740	139.5	156.7	3:02.406	
10	1:04.809		1:03.620	64.7	1:24.750	125.0	109.5	3:33.179		28	57.658		59.715	66.8	1:08.065	139.5	157.7	3:05.438	
11	1:41.139		1:17.259	49.4	1:36.235	102.9	89.8	4:34.633		29	58.457		1:00.223	63.5	1:09.022	139.0	158.8	3:07.702	
12	1:18.209		1:16.311	51.2	1:24.876	83.9	78.8	3:59.396		30	59.624		1:01.642	67.7	1:11.227	139.5	165.4	3:12.493	
13	1:15.869		1:14.201	54.2	1:20.561	102.0	96.3	3:50.631		31	1:00.065		1:01.265	63.5	1:09.403	136.9	158.1	3:10.733	
14	1:13.642		1:12.638	54.7	1:20.769	99.2	95.0	3:47.049		32	1:00.826		1:01.851	64.9	1:10.641	142.3	152.8	3:13.318	
15	1:28.305		1:11.997	58.8	1:18.103	96.8	58.4	3:58.405		33	59.169		1:00.305	70.3	1:08.660	137.4	165.4	3:08.134	
16	1:19.145		1:11.410	58.9	1:17.487	98.1	94.1	3:48.042		34	59.827		1:01.474	63.6	1:10.334	142.9	166.7	3:11.635	
17	1:14.686		1:08.468	54.0	1:11.408	94.5	93.4	3:34.562		35	58.685		1:03.040	63.5	1:09.666	140.1	162.7	3:11.391	
18	59.321		56.813	68.4	1:05.552	131.4	136.7	3:01.686		36	1:01.295		1:09.600	69.9	1:09.732	133.3	156.3	3:20.627	



ALGARVE CLASSIC FESTIVAL 2023

GT & SPORTS CAR CUP

26 - 29 October 2023

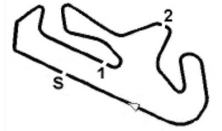
Laps and Sector Times - Race - 120min.

Autodromo Internacional Algarve - 4652mtr.

37 Michael BOYLE									MG B										
lap	Sect-1	Speed	Sect-2	Speed	Sect-3	Speed	TopSpeed	laptime	pit	lap	Sect-1	Speed	Sect-2	Speed	Sect-3	Speed	Topspeed	laptime	pit
1	1:10.419		1:03.783	70.0	1:12.835	79.6	102.1	3:27.037		19	55.905		<u>55.699</u>	75.8	1:05.127	141.7	154.7	2:56.731	
2	1:02.140		1:05.796	69.2	1:10.478	111.8	132.5	3:18.414		20	55.959		59.285	70.7	1:05.416	143.4	162.9	3:00.660	
3	1:03.409		1:04.536	67.8	1:11.742	130.0	134.7	3:19.687		21	54.897		56.478	79.1	<u>1:04.748</u>	<u>144.6</u>	165.4	<u>2:56.123</u>	
4	1:00.544		1:05.392	64.6	1:11.063	111.8	145.0	3:16.999		22	<u>54.561</u>		56.312	<u>86.6</u>	Pit In	<u>144.6</u>	<u>177.9</u>	3:02.908	
5	1:03.378		1:02.274	80.3	1:07.466	117.6	136.9	3:13.118		23	Pit Out		56.449	78.5	1:06.516			4:13.430	
6	57.743		59.843	66.6	1:08.268	137.9	154.1	3:05.854		24	55.771		57.000	78.0	1:06.866	141.2	175.0	2:59.637	
7	58.912		1:00.359	71.4	1:10.086	135.3	157.7	3:09.357		25	57.097		59.136	66.3	1:08.652	140.6	170.6	3:04.885	
8	1:05.801		1:05.210	63.1	1:16.249	118.4	125.9	3:27.260		26	55.712		56.947	73.6	1:04.966	143.4	166.9	2:57.625	
9	1:05.956		1:02.622	73.0	1:10.761	117.6	140.3	3:19.339		27	57.753		59.300	68.9	1:07.475	144.0	170.3	3:04.528	
10	1:00.122		1:12.667	52.3	Pit In	133.8	153.8	<u>3:54.101</u>		28	58.916		1:01.075	74.1	1:08.907	140.1	168.0	3:08.898	
11	Pit Out		1:05.090	66.9	1:20.431			<u>4:51.977</u>		29	59.899		1:03.531	66.7	1:08.252	135.8	164.1	3:11.682	
12	1:14.739		1:16.983	63.5	1:23.834	73.9	92.2	3:55.556		30	58.621		1:01.698	78.0	1:09.065	143.4	172.8	3:09.384	
13	1:15.053		1:14.472	48.1	1:21.647	85.5	72.1	3:51.172		31	59.699		1:01.605	70.0	1:09.381	138.5	167.2	3:10.685	
14	1:13.125		1:13.182	62.2	1:19.725	86.5	86.7	3:46.032		32	59.059		1:02.881	71.1	1:11.513	141.2	162.7	3:13.453	
15	1:30.658		1:11.831	59.1	1:15.231	93.0	84.6	3:57.720		33	1:01.047		1:01.650	71.4	1:12.684	141.7	161.0	3:15.381	
16	1:19.981		1:12.395	67.5	1:16.406	100.0	96.6	3:48.782		34	59.445		1:05.216	76.0	1:09.644	135.8	158.8	3:14.305	
17	1:16.119		1:07.304	72.8	1:11.000	92.3	92.0	3:34.423		35	58.865		1:02.460	60.4	1:09.002	141.2	173.4	3:10.327	
18	1:00.608		58.605	75.4	1:04.788	136.9	139.4	3:04.001		36	59.010		1:01.638	77.4	1:08.745	140.1	160.5	3:09.393	

40 KING-COLE									Morgn Plus 4 Super Sports										
lap	Sect-1	Speed	Sect-2	Speed	Sect-3	Speed	TopSpeed	laptime	pit	lap	Sect-1	Speed	Sect-2	Speed	Sect-3	Speed	Topspeed	laptime	pit
1	1:07.727		1:09.763		1:16.360	90.0	120.1	3:33.850		18	1:00.622		1:01.652	65.1	1:13.319	124.1	132.8	3:15.593	
2	1:04.950		1:07.357	64.2	1:14.951	112.5	126.8	3:27.258		19	1:02.506		1:02.095	66.8	1:10.685	120.8	126.5	3:15.286	
3	1:06.645		1:10.041	65.3	1:15.395	102.0	120.5	3:32.081		20	1:01.429		1:04.454	60.2	Pit In	125.9	134.0	3:27.731	
4	1:04.878		1:05.495	62.1	1:14.384	111.5	122.0	3:24.757		21	Pit Out		59.233		1:06.601			4:20.668	
5	1:04.747		1:05.247	60.9	1:12.650	110.8	133.2	3:22.644		22	57.863		58.740		1:07.141	134.8	154.3	3:03.744	
6	59.763		1:00.444	<u>68.2</u>	1:10.001	125.4	151.7	3:10.208		23	58.112		<u>57.187</u>		1:06.200	136.4	157.9	<u>3:01.499</u>	
7	1:02.731		1:10.229	65.3	1:11.939	117.3	137.8	3:24.899		24	<u>56.745</u>		58.886		1:07.430	137.4	154.1	3:03.061	
8	1:05.725		1:07.362	65.2	1:16.486	115.8	126.5	3:29.573		25	58.447		58.354		<u>1:06.085</u>	130.9	159.5	3:02.886	
9	1:06.031		1:07.202	60.6	Pit In	114.6	122.3	<u>3:46.267</u>		26	58.409		1:02.017		1:09.334	137.9	<u>169.0</u>	3:09.760	
10	Pit Out		1:16.653	52.6	1:36.167			<u>6:45.973</u>		27	59.203		1:01.830		1:09.121	136.9	<u>169.0</u>	3:10.154	
11	1:18.225		1:16.900	60.2	1:24.349	75.9	105.3	3:59.474		28	1:00.967		1:02.838		1:09.417	134.3	154.1	3:13.222	
12	1:15.112		1:14.804	59.7	1:21.423	79.8	106.8	3:51.339		29	1:00.619		1:02.931		1:10.896	137.4	163.4	3:14.446	
13	1:13.276		1:12.442		1:21.172	98.6	102.8	3:46.890		30	1:02.133		1:00.628		1:09.964	138.5	160.5	3:12.725	
14	1:27.013		1:13.490	63.0	1:17.266	87.6	65.1	3:57.769		31	1:00.515		1:01.629		1:10.916	136.9	159.3	3:13.060	
15	1:19.032		1:12.336		1:16.887	91.1	98.4	3:48.255		32	59.823		1:01.776		1:10.915	138.5	165.6	3:12.514	
16	1:14.206		1:09.708		1:12.818	92.5	95.6	3:36.732		33	59.497		1:00.623		1:08.318	<u>141.2</u>	161.7	3:08.438	
17	1:03.292		1:06.152	62.4	1:13.425	121.6	119.6	3:22.869		34	59.172		1:00.275	67.9	1:10.196	140.6	154.1	3:09.643	

41 FERRÃO-FERRÃO									Lotus Elan										
lap	Sect-1	Speed	Sect-2	Speed	Sect-3	Speed	TopSpeed	laptime	pit	lap	Sect-1	Speed	Sect-2	Speed	Sect-3	Speed	Topspeed	laptime	pit
1	59.533		1:00.472	65.6	1:11.193	116.9	134.0	3:11.198		19	56.243		56.472	71.2	1:04.891	152.5	180.6	2:57.606	
2	1:01.221		59.759	67.9	1:06.129	127.2	132.7	3:07.109		20	55.851		55.890	70.3	1:05.210	152.5	168.0	2:56.951	
3	55.256		57.927	71.0	1:09.521	153.8	151.5	3:02.704		21	56.128		55.978	69.2	Pit In	154.5	151.3	3:05.944	
4	59.820		58.734	64.7	1:16.932	130.9	141.4	3:15.486		22	Pit Out		55.402	70.1	1:03.985			4:16.418	



ALGARVE CLASSIC FESTIVAL 2023

GT & SPORTS CAR CUP

26 - 29 October 2023

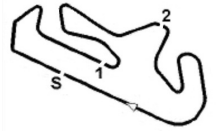
Laps and Sector Times - Race - 120min.

Autodromo Internacional Algarve - 4652mtr.

5	1:33.171	1:19.832	49.1	1:10.556	85.1	79.9	4:03.559	23	53.508	55.705	68.3	1:06.688	155.8	182.4	2:55.901
6	56.412	58.550	68.7	1:07.335	152.5	152.5	3:02.297	24	53.865	<u>55.193</u>	<u>76.6</u>	1:23.343	154.5	158.1	3:12.401
7	57.189	56.592	70.9	1:08.490	151.3	141.4	3:02.271	25	55.290	56.045	69.2	1:04.672	<u>159.3</u>	174.2	2:56.007
8	59.656	1:05.933	58.0	1:22.074	133.8	153.2	3:27.663	26	55.858	55.713	72.1	<u>1:02.802</u>	153.8	165.9	2:54.373
9	1:15.736	1:11.332	57.2	Pit In	84.3	101.1	3:52.433	27	<u>53.466</u>	55.977	72.9	1:04.262	155.2	178.2	<u>2:53.705</u>
10	Pit Out	1:02.217	66.4	1:24.951			4:48.733	28	56.563	56.447	71.8	1:05.847	156.5	170.3	2:58.857
11	1:41.328	1:16.827	51.3	1:36.426	98.4	95.9	4:34.581	29	55.207	58.304	70.6	1:05.944	157.2	180.6	2:59.455
12	1:17.609	1:16.809	52.0	1:24.698	80.9	83.9	3:59.116	30	53.906	57.879	72.7	1:05.117	155.2	<u>185.6</u>	2:56.902
13	1:15.132	1:14.833	59.0	1:20.424	99.4	109.3	3:50.389	31	55.315	57.769	71.3	1:05.850	155.8	179.4	2:58.934
14	1:13.885	1:12.410	48.2	1:20.611	106.2	100.1	3:46.906	32	54.209	1:00.312	73.2	1:06.918	157.9	178.5	3:01.439
15	1:28.012	1:12.809	55.8	1:17.849	96.8	58.3	3:58.670	33	1:02.592	58.607	66.3	1:16.481	153.8	176.8	3:17.680
16	1:19.464	1:10.733	57.5	1:17.809	97.0	91.8	3:48.006	34	54.608	58.262	72.1	1:06.225	155.2	181.2	2:59.095
17	1:14.278	1:08.752	56.9	1:11.065	95.7	87.0	3:34.095	35	54.984	58.533	71.8	1:06.477	153.8	176.2	2:59.994
18	56.539	56.826	71.8	1:05.768	153.2	145.6	2:59.133	36	54.948	57.907	70.1	1:07.276	155.8	175.6	3:00.131

50 SMITHIES-CLARKSON										Austin Healey 3000									
lap	Sect-1	Speed	Sect-2	Speed	Sect-3	Speed	TopSpeed	laptime	pit	lap	Sect-1	Speed	Sect-2	Speed	Sect-3	Speed	Topspeed	laptime	pit
1	1:02.210		1:03.919	63.9	1:11.663	119.6	121.3	3:17.792		20	54.487	56.895	76.4	1:08.803	155.2	174.5	3:00.185		
2	56.468		57.699	71.4	1:04.862	146.3	137.9	2:59.029		21	57.018	56.532	67.6	Pit In	130.9	156.5	3:07.042		
3	54.963		56.306	<u>81.8</u>	1:05.900	154.5	156.7	2:57.169		22	Pit Out	<u>55.389</u>	67.8	1:04.251			3:51.381		
4	57.748		59.011	67.4	1:05.658	155.2	145.9	3:02.417		23	54.565	56.156	71.5	1:05.335	<u>157.9</u>	180.0	2:56.056		
5	1:30.821		1:19.810	51.6	1:10.698	128.6	90.2	4:01.329		24	<u>53.840</u>	57.057	61.2	1:04.823	157.2	177.3	2:55.720		
6	54.092		57.888	66.3	1:05.327	148.8	176.5	2:57.307		25	54.037	56.318	69.1	1:04.009	156.5	172.2	<u>2:54.364</u>		
7	57.027		57.456	70.5	1:07.584	156.5	151.7	3:02.067		26	54.963	57.373	60.6	1:04.402	157.2	173.4	2:56.738		
8	59.017		1:06.014	57.1	Pit In	150.6	153.6	<u>3:37.289</u>		27	54.370	58.086	65.3	1:04.394	155.2	173.1	2:56.850		
9	Pit Out		1:09.304	59.7	1:13.414			4:48.596		28	55.044	58.195	66.1	1:07.679	156.5	<u>186.5</u>	3:00.918		
10	1:04.822		1:02.964	68.6	1:25.896	117.6	124.7	3:33.682		29	56.725	1:00.773	72.2	1:08.371	156.5	172.8	3:05.869		
11	1:39.035		1:21.077	54.5	1:33.295	94.2	80.7	4:33.407		30	57.403	1:01.020	61.6	1:07.469	155.2	175.6	3:05.892		
12	1:19.876		1:16.532	47.9	1:24.195	81.6	93.3	4:00.603		31	57.155	1:00.224	59.3	1:07.918	157.2	177.3	3:05.297		
13	1:16.862		1:14.210	52.8	1:20.959	111.8	90.8	3:52.031		32	57.794	59.473	61.1	1:06.866	146.3	164.9	3:04.133		
14	1:12.715		1:13.378	60.2	1:22.162	107.5	94.7	3:48.255		33	56.565	59.485	57.8	1:07.736	148.1	173.9	3:03.786		
15	1:27.117		1:12.366	61.4	1:17.778	87.0	67.0	3:57.261		34	56.114	59.183	62.0	1:07.160	154.5	172.5	3:02.457		
16	1:19.161		1:11.575	55.4	1:18.768	100.6	82.9	3:49.504		35	56.653	58.977	62.6	1:06.611	154.5	170.1	3:02.241		
17	1:13.160		1:08.697	58.2	1:12.668	92.8	103.9	3:34.525		36	56.037	58.888	58.7	1:07.378	157.2	174.8	3:02.303		
18	57.549		57.586	77.4	<u>1:03.498</u>	135.8	140.6	2:58.633		37	56.950								
19	55.471		55.501	77.1	1:04.273	151.9	150.0	2:55.245		38		58.673	61.0	1:07.126	150.0	163.1	3:02.749		

52 LOCKE-LOCKE-GREEN										Mini									
lap	Sect-1	Speed	Sect-2	Speed	Sect-3	Speed	TopSpeed	laptime	pit	lap	Sect-1	Speed	Sect-2	Speed	Sect-3	Speed	Topspeed	laptime	pit
1	1:08.282		1:04.535	58.0	1:13.945	85.3	107.4	3:26.762		18	57.724	58.902	72.9	1:07.173	137.4	150.6	3:03.799		
2	1:02.021		1:07.701	63.5	1:10.854	112.1	131.7	3:20.576		19	<u>56.671</u>	58.830	73.0	1:05.579	140.1	154.5	<u>3:01.080</u>		
3	1:05.007		1:04.647	66.6	1:09.957	125.0	133.2	3:19.611		20	57.474	<u>58.557</u>	68.7	1:05.772	<u>141.7</u>	152.1	3:01.803		
4	1:01.178		1:06.414	65.3	1:10.723	133.8	149.2	3:18.315		21	57.260	59.433	74.2	1:06.424	141.2	157.4	3:03.117		
5	1:03.335		1:07.058	63.5	1:11.816	124.1	130.1	3:22.209		22	58.344	58.729	71.5	1:05.905	138.5	151.5	3:02.978		
6	1:01.579		1:05.419	57.7	1:10.506	131.9	146.5	3:17.504		23	57.823	59.332	66.8	1:07.695	140.1	146.9	3:04.850		
7	1:04.719		1:08.161	59.3	1:14.826	131.4	141.0	3:27.706		24	59.187	1:00.592	71.0	Pit In	135.8	143.0	3:14.097		



ALGARVE CLASSIC FESTIVAL 2023

GT & SPORTS CAR CUP

26 - 29 October 2023

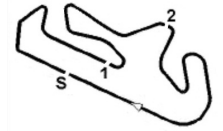
Laps and Sector Times - Race - 120min.

Autodromo Internacional Algarve - 4652mtr.

8	1:11.600	1:13.203	58.5	1:18.903	108.4	124.6	3:43.706	25	Pit Out	1:04.028	62.6	1:10.990			4:49.070
9	1:25.441	1:14.342	54.9	1:22.086	100.3	120.1	4:01.869	26	1:02.817	1:06.111	57.7	1:11.597	123.3	128.1	3:20.525
10	1:11.823	1:11.442	56.4	1:19.786	98.4	110.7	3:43.051	27	1:04.015	1:05.232	67.0	1:09.928	126.8	135.8	3:19.175
11	1:24.749	1:15.106	57.5	Pit In	100.0	112.4	4:16.807	28	1:01.416	1:06.673	60.6	1:11.203	135.8	151.0	3:19.292
12	Pit Out	1:10.027	67.8	Pit In			5:29.112	29	1:01.606	1:04.678	62.0	1:10.753	135.8	149.2	3:17.037
13	Pit Out	1:00.426	65.7	1:05.915			7:16.251	30	1:01.210	1:08.362	61.3	1:10.260	131.9	144.4	3:19.832
14	59.541	59.276	73.8	1:05.620	136.9	139.0	3:04.437	31	1:00.885	1:04.458	63.3	1:11.094	136.4	141.5	3:16.437
15	58.069	58.768	<u>78.9</u>	<u>1:04.909</u>	139.0	143.2	3:01.746	32	1:01.540	1:07.834	66.7	1:09.681	136.9	147.9	3:19.055
16	1:09.941	1:10.028	61.9	1:07.451	140.6	116.4	3:27.420	33	1:00.134	1:05.550	59.5	1:10.631	139.0	<u>160.5</u>	3:16.315
17	58.162	59.358	73.3	1:06.547	133.3	139.9	3:04.067	34	1:01.278	1:05.926	57.2	1:11.354	132.4	147.5	3:18.558

53 LOCKE-LOCKE-GREEN									Broadspeed										
lap	Sect-1	Speed	Sect-2	Speed	Sect-3	Speed	TopSpeed	laptime	pit	lap	Sect-1	Speed	Sect-2	Speed	Sect-3	Speed	Topspeed	laptime	pit
1	1:11.612		1:05.135	72.4	1:11.255	75.0	86.1	3:28.002		18	1:04.103		1:07.924	59.9	1:13.507	116.1	128.0	3:25.534	
2	1:03.147		1:04.431	69.9	1:09.176	112.5	118.4	3:16.754		19	1:02.811		1:05.378	64.1	1:11.836	125.0	137.2	3:20.025	
3	1:04.764		1:04.656	65.9	1:10.575	134.3	115.8	3:19.995		20	1:03.142		1:04.941	64.3	Pit In	127.2	134.8	3:33.435	
4	1:03.131		1:03.899	67.5	1:10.425	116.9	122.4	3:17.455		21	Pit Out		1:10.355	59.4	1:17.146			5:30.400	
5	1:04.597		1:03.226	68.7	1:07.706	108.4	125.0	3:15.529		22	1:05.091		1:05.574	60.2	1:13.393	117.6	136.4	3:24.058	
6	<u>59.273</u>		<u>1:02.052</u>	<u>73.8</u>	<u>1:07.362</u>	<u>143.4</u>	146.1	<u>3:08.687</u>		23	1:03.174		1:04.651	59.0	1:11.428	120.8	133.7	3:19.253	
7	59.318		1:02.752	69.9	1:13.437	141.7	<u>159.1</u>	3:15.507		24	1:00.835		1:02.439	65.5	1:08.696	128.6	138.3	3:11.970	
8	1:04.199		1:06.052	59.8	Pit In	115.0	149.0	3:32.034		25	1:01.323		1:04.758	61.8	1:09.852	131.9	135.8	3:15.933	
9	Pit Out		1:18.659	50.1	1:35.275			6:46.065		26	1:03.584		1:06.014	62.9	1:10.288	129.0	135.7	3:19.886	
10	1:32.914		1:22.526	49.7	1:35.683	91.8	57.8	4:31.123		27	1:06.178		1:05.977	59.8	1:13.274	134.8	139.9	3:25.429	
11	1:18.167		1:18.730	50.7	1:25.794	87.4	106.0	4:02.691		28	1:10.704		1:07.222	62.2	1:13.177	132.8	140.8	3:31.103	
12	1:14.466		1:16.478	51.1	1:23.283	104.0	108.4	3:54.227		29	1:03.263		1:12.614	59.3	1:13.742	129.0	137.1	3:29.619	
13	1:10.157		1:14.464	54.6	1:22.697	108.8	116.5	3:47.318		30	1:03.062		1:07.584	62.2	1:11.417	127.7	142.7	3:22.063	
14	1:24.609		1:13.890	55.4	1:19.310	95.7	82.7	3:57.809		31	1:01.499		1:05.359	62.3	1:11.591	136.4	148.4	3:18.449	
15	1:15.571		1:14.123	55.4	1:19.553	104.0	96.8	3:49.247		32	1:01.572		1:04.977	64.1	1:10.185	136.4	145.6	3:16.734	
16	1:10.601		1:11.565	57.1	1:16.968	108.8	99.4	3:39.134		33	1:03.507		1:05.414	61.4	1:12.120	135.8	135.3	3:21.041	
17	1:08.500		1:09.857	56.4	1:16.201	111.8	117.5	3:34.558		34									

55 HOPE-MINSHAW									MG B										
lap	Sect-1	Speed	Sect-2	Speed	Sect-3	Speed	TopSpeed	laptime	pit	lap	Sect-1	Speed	Sect-2	Speed	Sect-3	Speed	Topspeed	laptime	pit
1	1:10.916		1:04.657	71.2	1:11.134	75.9	86.7	3:26.707		19	1:01.245		1:01.395	75.3	Pit In	130.4	138.8	3:21.536	
2	1:03.341		1:05.177	75.3	1:09.772	105.6	130.4	3:18.290		20	Pit Out		58.066	79.8	1:03.797			4:03.671	
3	1:03.923		1:04.521	66.9	1:11.492	127.7	128.0	3:19.936		21	56.098		56.788	79.1	1:04.529	142.3	160.7	2:57.415	
4	1:01.453		1:04.727	66.7	1:10.807	104.0	135.7	3:16.987		22	56.767		57.335	75.7	<u>1:03.646</u>	144.0	162.7	2:57.748	
5	1:04.055		1:03.190	73.5	1:08.798	113.9	136.0	3:16.043		23	54.205		55.962	83.0	1:07.912	144.0	168.0	2:58.079	
6	59.742		1:00.320	73.6	1:08.013	136.9	149.8	3:08.075		24	56.499		56.835	87.6	1:03.996	112.9	161.9	2:57.330	
7	59.739		1:03.117	71.1	Pit In	137.4	149.4	3:21.775		25	54.865		56.567	81.4	1:04.207	142.3	<u>175.0</u>	2:55.639	
8	Pit Out		1:09.599	69.5	1:14.445			5:43.278		26	<u>53.535</u>		<u>55.646</u>	86.4	1:04.727	144.0	<u>175.0</u>	<u>2:53.908</u>	
9	1:09.095		1:31.034	47.3	1:38.932	123.3	126.8	4:19.061		27	55.614		58.103	81.2	1:08.631	141.2	167.7	3:02.348	
10	1:33.192		1:19.883	56.4	1:32.551	69.1	62.9	4:25.626		28	56.061		58.181	83.5	1:06.092	137.9	166.9	3:00.334	
11	1:21.406		1:17.799	59.2	1:23.950	94.2	81.7	4:03.155		29	55.675		57.959	79.5	1:07.687	142.3	171.4	3:01.321	
12	1:17.347		1:10.415	63.8	1:21.113	104.7	81.3	3:48.875		30	55.853		58.567	71.5	1:06.197	140.1	167.7	3:00.617	
13	1:21.025		1:13.395	60.8	1:26.732	82.9	74.3	4:01.152		31	58.493		58.328	77.0	1:06.163	141.2	144.2	3:02.984	



ALGARVE CLASSIC FESTIVAL 2023

GT & SPORTS CAR CUP

26 - 29 October 2023

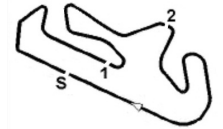
Laps and Sector Times - Race - 120min.

Autodromo Internacional Algarve - 4652mtr.

14	1:25.318	1:07.658	59.7	1:22.428	64.4	79.4	3:55.404	32	54.100	57.786	80.5	1:06.817	<u>145.2</u>	171.4	2:58.703
15	1:19.517	1:06.515	60.2	1:20.836	87.8	86.5	3:46.868	33	55.992	57.890	87.4	1:06.209	137.9	174.2	3:00.091
16	1:13.705	1:03.494	66.9	1:06.813	75.6	93.3	3:24.012	34	57.377	59.610	82.0	1:05.954	139.5	165.6	3:02.941
17	59.590	59.195	70.3	1:05.938	136.4	141.5	3:04.723	35	57.342	58.019	87.9	1:06.090	143.4	174.5	3:01.451
18	59.247	1:00.181	68.8	1:06.440	133.3	139.5	3:05.868	36	1:02.455	58.693	<u>88.5</u>	1:07.256	141.2	173.1	3:08.404

57 LAFFERTY-BANKHURST-DUNNE									MG B										
lap	Sect-1	Speed	Sect-2	Speed	Sect-3	Speed	TopSpeed	laptime	pit	lap	Sect-1	Speed	Sect-2	Speed	Sect-3	Speed	Topspeed	laptime	pit
1	1:10.786		1:07.627	60.8	1:15.730	105.0	98.5	3:34.143		18	59.904		58.791	76.1	1:06.573	133.8	134.3	3:05.268	
2	1:06.885		1:06.629	71.2	1:12.794	113.2	109.6	3:26.308		19	58.286		58.591	77.5	1:06.028	135.8	137.4	3:02.905	
3	1:06.999		1:09.943	61.3	1:23.657	115.8	105.1	3:40.599		20	57.369		<u>57.598</u>	76.2	<u>1:05.312</u>	136.9	142.5	<u>3:00.279</u>	
4	1:03.450		1:06.049	62.8	1:11.980	125.4	122.0	3:21.479		21	<u>57.139</u>		57.995	80.2	1:05.551	<u>137.4</u>	<u>159.5</u>	3:00.685	
5	1:03.354		1:04.300	60.6	1:12.141	122.0	123.3	3:19.795		22	57.578		57.692	<u>85.1</u>	Pit In	136.4	152.5	<u>3:09.052</u>	
6	1:01.546		1:03.008	69.4	1:16.111	135.3	135.5	3:20.665		23	Pit Out		1:00.279	77.0	1:07.864			4:11.395	
7	1:08.541		1:11.595	57.8	1:23.388	111.8	118.3	3:43.524		24	59.106		1:00.291	79.4	1:07.821	136.9	142.7	3:07.218	
8	1:09.995		1:11.501	65.1	1:22.565	105.6	99.8	3:44.061		25	59.836		58.509	80.8	1:07.646	132.8	150.4	3:05.991	
9	1:19.485		1:31.742	53.1	1:40.386	90.7	86.5	4:31.613		26	1:00.046		1:01.058	72.5	1:09.006	135.3	142.9	3:10.110	
10	1:31.609		1:20.059	56.2	Pit In	58.5	69.8	<u>4:28.843</u>		27	1:01.892		1:02.697	77.5	1:11.587	130.9	154.7	3:16.176	
11	Pit Out		1:10.131	64.2	1:23.156			<u>4:46.182</u>		28	1:02.279		1:03.050	72.3	1:10.060	131.4	142.1	3:15.389	
12	1:15.890		1:13.329	50.1	1:21.595	82.4	72.9	3:50.814		29	1:01.526		1:02.430	71.5	1:10.194	135.3	139.4	3:14.150	
13	1:13.367		1:13.357	64.9	1:19.402	88.0	80.8	3:46.126		30	1:01.433		1:03.435	73.4	1:11.686	132.8	146.7	3:16.554	
14	1:30.917		1:11.957	57.7	1:15.099	96.0	84.5	3:57.973		31	1:00.400		1:01.871	73.5	1:10.128	131.4	149.4	3:12.399	
15	1:19.491		1:13.181	70.2	1:15.865	96.0	93.2	3:48.537		32	1:01.027		1:02.413	74.3	1:11.778	131.9	153.4	3:15.218	
16	1:15.800		1:08.341	69.9	1:10.563	80.4	89.0	3:34.704		33	1:01.892		1:03.107	77.6	1:10.587	127.2	130.0	3:15.586	
17	1:01.473		1:02.735	73.5	1:06.639	131.4	127.5	3:10.847		34	1:02.040		1:02.406	72.8	1:11.919	128.1	142.5	3:16.365	

58 PANGBORN-WOODS									Austin Healey										
lap	Sect-1	Speed	Sect-2	Speed	Sect-3	Speed	TopSpeed	laptime	pit	lap	Sect-1	Speed	Sect-2	Speed	Sect-3	Speed	Topspeed	laptime	pit
1	59.889		1:00.569	64.5	1:11.145	112.9	139.2	3:11.603		19	55.177		58.898	77.8	1:04.190	155.2	153.0	2:58.265	
2	1:01.250		1:00.663	69.5	1:06.732	112.9	120.5	3:08.645		20	53.450		58.193	<u>82.1</u>	Pit In	160.7	171.2	3:15.741	
3	54.875		56.942	64.6	1:05.624	151.3	144.8	2:57.441		21	Pit Out		56.739	78.0	1:05.783			4:05.006	
4	55.100		59.288	65.8	1:22.985	157.2	154.3	3:17.373		22	54.297		56.704	71.7	1:04.275	156.5	169.5	2:55.276	
5	1:33.103		1:19.893	44.1	1:09.310	83.5	70.3	4:02.306		23	54.860		57.896	70.9	1:04.525	157.9	154.3	2:57.281	
6	55.556		58.809	71.2	1:04.807	156.5	154.7	2:59.172		24	54.049		57.376	69.8	1:03.595	<u>161.4</u>	168.0	2:55.020	
7	55.407		59.116	67.2	1:05.468	156.5	165.1	2:59.991		25	54.116		56.292	66.7	1:05.447	160.0	175.0	2:55.855	
8	1:01.725		1:10.367	61.8	Pit In	155.8	152.5	<u>3:44.769</u>		26	53.998		56.176	69.0	<u>1:03.059</u>	154.5	177.9	<u>2:53.233</u>	
9	Pit Out		1:03.639	66.9	1:12.240			<u>4:21.064</u>		27	<u>52.841</u>		56.258	70.8	1:34.856	160.0	178.8	3:23.955	
10	1:05.030		1:17.417	52.9	1:34.935	125.0	117.1	3:57.382		28	54.890		<u>56.141</u>	70.4	1:05.334	159.3	182.7	2:56.365	
11	1:34.824		1:22.301	48.6	1:34.915	90.7	65.4	4:32.040		29	56.717		58.923	68.1	1:06.349	157.2	169.8	3:01.989	
12	1:20.048		1:18.547	56.0	1:23.290	94.0	82.6	4:01.885		30	54.643		1:00.432	71.9	1:06.583	157.9	<u>188.8</u>	3:01.658	
13	1:17.309		1:15.633	58.1	1:21.769	103.4	93.0	3:54.711		31	56.022		1:00.282	67.4	1:06.879	157.2	176.2	3:03.183	
14	1:12.526		1:12.788	55.7	1:22.354	94.2	113.8	3:47.668		32	56.490		59.675	72.7	1:07.164	152.5	179.4	3:03.329	
15	1:25.743		1:13.305	62.0	1:18.320	92.8	80.6	3:57.368		33	56.059		1:01.346	70.8	1:07.301	153.8	171.7	3:04.706	
16	1:16.414		1:14.299	49.1	1:19.061	90.0	97.5	3:49.774		34	54.671		1:00.255	62.2	1:07.521	155.2	180.0	3:02.447	
17	1:10.699		1:11.255	57.7	1:11.097	99.7	108.0	3:33.051		35	56.085		59.135	71.3	1:07.647	155.8	173.6	3:02.867	
18	55.523		57.925	79.1	1:04.934	153.2	143.4	2:58.382		36	55.512		58.685	67.8	1:05.720	157.2	175.3	2:59.917	



ALGARVE CLASSIC FESTIVAL 2023

GT & SPORTS CAR CUP

26 - 29 October 2023

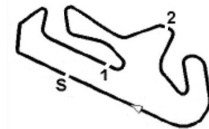
Laps and Sector Times - Race - 120min.

Autodromo Internacional Algarve - 4652mtr.

61 MUIRHEAD-WELCH									Austin-Healey										
lap	Sect-1	Speed	Sect-2	Speed	Sect-3	Speed	TopSpeed	laptime	pit	lap	Sect-1	Speed	Sect-2	Speed	Sect-3	Speed	Topspeed	laptime	pit
1	1:00.735		1:01.469	73.2	1:11.890	126.3	126.3	3:14.094		20	<u>50.270</u>		<u>51.562</u>	84.8	<u>58.784</u>	161.4	183.4	<u>2:40.616</u>	
2	1:01.980		58.655	67.8	1:07.440	122.9	141.2	3:08.075		21	50.389		51.938	<u>87.8</u>	Pit In	<u>165.1</u>	<u>187.8</u>	2:49.504	
3	54.052		56.329	79.0	1:07.375	146.9	171.4	2:57.756		22	Pit Out		56.594	79.1	1:03.512			3:45.099	
4	57.915		59.437	67.6	1:23.759	124.1	143.2	3:21.111		23	54.266		56.012	85.0	1:03.508	149.4	185.6	2:53.786	
5	1:33.021		1:19.609	47.8	1:09.031	85.5	65.9	4:01.661		24	55.144		57.071	69.1	1:04.298	150.0	181.5	2:56.513	
6	53.570		56.709	74.0	1:04.203	148.8	176.8	2:54.482		25	54.675		57.243	71.5	1:04.149	139.0	175.0	2:56.067	
7	54.961		57.268	72.2	1:05.306	148.1	181.2	2:57.535		26	54.188		1:00.404	71.3	1:04.047	147.5	170.6	2:58.639	
8	1:09.488		1:10.264	62.7	Pit In	117.6	105.4	3:50.917		27	55.779		56.660	73.3	1:04.035	145.7	166.7	2:56.474	
9	Pit Out		58.397	82.6	1:06.190			3:59.230		28	55.841		59.895	76.0	1:06.213	145.2	174.5	3:01.949	
10	1:08.419		1:28.506	35.5	1:37.789	126.3	107.9	4:14.714		29	57.384		59.388	72.6	1:07.122	141.2	171.2	3:03.894	
11	1:33.622		1:20.217	57.9	1:32.268	70.5	54.7	4:26.107		30	57.293		1:01.053	68.6	1:07.627	142.9	170.1	3:05.973	
12	1:19.575		1:17.764	49.7	1:24.488	106.2	86.5	4:01.827		31	57.684		1:00.747	80.1	1:06.856	144.6	176.2	3:05.287	
13	1:17.740		1:09.458	65.3	1:19.270	84.9	82.8	3:46.468		32	57.837		59.425	74.8	1:06.721	142.3	164.9	3:03.983	
14	1:21.754		1:13.234	63.5	1:26.348	85.1	68.5	4:01.336		33	57.594		59.071	77.3	1:06.050	138.5	165.1	3:02.715	
15	1:27.369		1:05.552	61.5	1:22.389	64.1	81.1	3:55.310		34	56.272		58.469	66.8	1:07.249	142.3	166.9	3:01.990	
16	1:20.717		1:05.848	72.3	1:21.380	77.8	77.2	3:47.945		35	55.939		58.535	74.2	1:05.218	148.8	179.7	2:59.692	
17	1:13.345		1:02.848	65.8	1:05.332	65.8	78.4	3:21.525		36	56.764		58.845	80.4	1:06.518	145.7	177.9	3:02.127	
18	53.873		53.716	85.9	59.518	137.9	151.0	2:47.107		37	56.416		56.554	79.7	1:06.556	148.8	183.4	2:59.526	
19	51.295		52.274	80.8	59.070	162.2	172.2	2:42.639		38									

68 GORDON-FINBURGH									Lotus Elite										
lap	Sect-1	Speed	Sect-2	Speed	Sect-3	Speed	TopSpeed	laptime	pit	lap	Sect-1	Speed	Sect-2	Speed	Sect-3	Speed	Topspeed	laptime	pit
1	1:11.330		1:04.862	77.3	1:11.663	72.4	87.6	3:27.855		19	56.531		<u>56.865</u>	81.4	<u>1:03.235</u>	<u>142.9</u>	157.4	<u>2:56.631</u>	
2	1:02.849		1:04.704	74.7	1:09.816	108.8	121.1	3:17.369		20	57.850		57.040	<u>81.7</u>	Pit In	<u>142.9</u>	164.6	3:05.858	
3	1:04.143		1:04.417	69.6	1:11.115	132.8	120.7	3:19.675		21	Pit Out		58.434	79.9	1:04.752			4:45.169	
4	1:02.232		1:04.112	64.2	1:11.051	102.9	125.4	3:17.395		22	<u>55.907</u>		59.303	80.7	1:07.674	141.2	161.7	3:02.884	
5	1:04.501		1:02.705	67.8	1:08.491	114.3	121.8	3:15.697		23	57.328		1:00.165	81.3	1:04.750	135.3	150.2	3:02.243	
6	58.882		58.231	76.4	1:06.316	136.4	150.0	3:03.429		24	57.438		1:11.424	78.1	1:06.382	141.7	158.8	3:15.244	
7	1:00.013		1:05.471	72.0	1:09.214	136.4	156.5	3:14.698		25	56.522		57.881	78.4	1:07.508	140.1	161.2	3:01.911	
8	1:03.964		1:06.120	68.5	1:15.338	129.0	143.8	3:25.422		26	56.445		57.312	81.1	1:05.294	139.0	151.3	2:59.051	
9	1:07.720		1:08.316	71.2	1:15.168	115.8	122.0	3:31.204		27	57.765		59.411	77.8	1:08.156	140.6	<u>166.2</u>	3:05.332	
10	1:04.399		1:02.460	76.8	1:27.074	112.1	126.8	3:33.933		28	1:00.915		1:00.934	76.8	1:09.526	136.9	144.6	3:11.375	
11	1:36.532		1:20.132	56.1	1:36.392	96.8	74.9	4:33.056		29	58.817		1:01.230	74.9	1:08.937	136.4	155.4	3:08.984	
12	1:18.713		1:17.621	54.4	1:24.099	83.7	108.2	4:00.433		30	59.501		1:03.843	70.0	1:11.989	140.1	160.5	3:15.333	
13	1:16.685		1:14.649	53.6	Pit In	98.9	116.3	4:00.010		31	1:01.318		1:02.712	75.6	1:12.018	134.8	145.6	3:16.048	
14	Pit Out		1:02.339	80.8	1:10.483			4:38.539		32	1:01.504		1:01.640	76.4	1:12.717	130.4	157.7	3:15.861	
15	1:03.280		1:09.877	67.4	1:15.342	127.7	147.3	3:28.499		33	1:00.194		1:03.405	75.3	1:10.710	130.4	150.6	3:14.309	
16	1:19.188		1:12.140	61.2	1:14.785	111.1	100.4	3:46.113		34	1:00.393		1:01.401	74.5	1:09.208	135.8	146.3	3:11.002	
17	1:16.979		1:09.121	66.4	1:07.530	109.8	64.6	3:33.630		35	58.811		1:00.623	76.2	1:27.240	137.4	153.2	3:26.674	
18	58.563		57.592	77.0	1:04.856	135.3	161.2	3:01.011		36									

69 CULL-PEARSON									TVR Grantura Mk III										
lap	Sect-1	Speed	Sect-2	Speed	Sect-3	Speed	TopSpeed	laptime	pit	lap	Sect-1	Speed	Sect-2	Speed	Sect-3	Speed	Topspeed	laptime	pit
1	1:02.504		1:03.970	64.5	1:11.621	124.6	124.6	3:18.095		19	55.146		56.571	<u>87.7</u>	<u>1:03.050</u>	145.2	156.1	2:54.767	
2	56.405		57.677	83.2	1:04.715	139.5	143.8	2:58.797		20	56.358		55.176	85.8	1:04.314	145.7	161.9	2:55.848	



ALGARVE CLASSIC FESTIVAL 2023

GT & SPORTS CAR CUP

26 - 29 October 2023

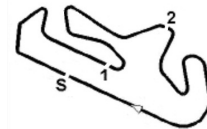
Laps and Sector Times - Race - 120min.

Autodromo Internacional Algarve - 4652mtr.

3	54.816	56.089	82.0	1:05.725	140.6	155.8	2:56.630	21	54.415	54.840	86.6	1:04.128	145.2	168.2	2:53.383
4	58.532	58.200	74.0	1:05.808	141.2	150.0	3:02.540	22	55.047	54.927	85.2	1:05.983	144.0	161.9	2:55.957
5	1:31.301	1:19.710	52.0	1:11.552	108.4	81.2	4:02.563	23	55.222	55.262	85.9	Pit In	142.9	170.1	<u>3:00.785</u>
6	56.441	58.435	66.1	1:05.370	138.5	156.3	3:00.246	24	Pit Out	55.659	84.3	1:04.703			4:04.575
7	56.267	1:01.333	76.5	1:08.553	142.3	165.4	3:06.153	25	<u>53.799</u>	55.089	75.3	1:04.977	144.0	168.2	2:53.865
8	59.387	1:00.512	75.7	Pit In	135.8	152.5	<u>3:33.977</u>	26	55.938	54.747	78.5	1:03.174	143.4	170.3	2:53.859
9	Pit Out	1:12.369	60.2	1:21.888			<u>6:04.725</u>	27	54.023	<u>54.739</u>	78.4	1:03.547	144.0	<u>176.5</u>	<u>2:52.309</u>
10	1:13.176	1:10.240	62.8	1:19.856	100.0	109.3	3:43.272	28	54.718	57.005	79.9	1:05.528	<u>148.1</u>	169.8	2:57.251
11	1:14.745	1:12.022	66.4	Pit In	93.3	105.7	<u>4:02.760</u>	29	56.257	58.847	84.8	1:06.955	141.2	160.2	3:02.059
12	Pit Out	1:00.658	76.7	1:08.217			<u>4:31.313</u>	30	56.625	1:03.728	82.0	1:06.636	140.1	162.7	3:06.989
13	58.463	57.785	80.5	1:05.731	133.8	140.1	3:01.979	31	56.386	58.948	80.8	1:07.699	139.0	172.0	3:03.033
14	59.583	1:12.356	65.3	1:19.630	137.9	150.0	3:31.569	32	57.793	1:00.077	80.4	1:08.500	139.0	163.4	3:06.370
15	1:31.358	1:10.910	61.3	1:16.038	107.5	76.2	3:58.306	33	57.241	59.116	78.6	1:07.995	138.5	163.9	3:04.352
16	1:18.590	1:12.438	65.4	1:15.935	98.6	98.9	3:46.963	34	58.355	59.217	79.8	1:06.798	141.2	161.9	3:04.370
17	1:15.874	1:09.119	65.4	1:11.352	90.0	78.7	3:36.345	35	57.411	59.871	79.6	1:07.515	139.5	160.2	3:04.797
18	58.940	58.281	82.4	1:07.474	131.4	145.4	3:04.695	36	57.765	59.768	70.9	1:11.978	140.1	161.4	3:09.511

71 ROSS-JONES-ROSS-JONES										Triumph TR4									
lap	Sect-1	Speed	Sect-2	Speed	Sect-3	Speed	TopSpeed	laptime	pit	lap	Sect-1	Speed	Sect-2	Speed	Sect-3	Speed	Topspeed	laptime	pit
1	1:02.809		1:03.327	62.1	1:12.476	111.1	121.9	3:18.612		20	55.051		57.744	67.8	Pit In	148.8	147.7	3:06.737	
2	57.365		56.877	72.0	1:04.243	143.4	142.1	2:58.485		21	Pit Out		56.327	<u>84.2</u>	<u>1:02.593</u>			4:01.866	
3	55.696		57.476	74.9	1:04.682	151.9	169.3	2:57.854		22	54.619		56.395	70.5	1:03.122	151.9	166.9	2:54.136	
4	58.081		58.263	70.3	1:06.103	146.9	147.5	3:02.447		23	55.581		56.794	76.8	1:03.390	151.3	168.0	2:55.765	
5	1:30.822		1:20.576	55.9	1:09.511	147.5	85.6	4:00.909		24	<u>53.865</u>		57.289	69.9	1:03.158	151.9	170.3	2:54.312	
6	56.328		57.916	72.8	1:06.402	140.6	160.2	3:00.646		25	54.979		56.254	71.6	1:03.221	<u>154.5</u>	166.4	2:54.454	
7	56.510		59.500	73.8	Pit In	149.4	168.2	<u>3:13.879</u>		26	54.711		57.258	68.7	1:03.573	153.8	175.0	2:55.542	
8	Pit Out		1:06.735	58.2	1:13.387			<u>4:38.087</u>		27	54.013		<u>55.649</u>	77.5	1:04.141	148.1	171.2	<u>2:53.803</u>	
9	1:11.267		1:08.834	57.8	1:12.610	114.6	123.0	3:32.711		28	55.837		57.188	75.0	1:06.880	151.3	166.4	2:59.905	
10	1:06.311		1:03.422	62.2	1:24.451	115.8	117.8	3:34.184		29	57.268		59.951	69.1	1:06.114	150.6	169.5	3:03.333	
11	1:40.090		1:19.360	52.9	1:33.702	99.7	74.0	4:33.152		30	55.912		58.638	74.9	1:05.858	151.3	178.2	3:00.408	
12	1:20.032		1:16.429	53.1	1:24.419	101.4	84.6	4:00.880		31	56.557		59.535	70.0	1:05.595	153.2	166.2	3:01.687	
13	1:16.630		1:13.835	53.0	1:20.912	108.4	94.5	3:51.377		32	55.579		59.919	69.1	1:06.239	152.5	172.0	3:01.737	
14	1:13.326		1:13.143	56.1	1:21.211	112.1	94.9	3:47.680		33	55.480		58.694	71.6	1:05.293	151.9	<u>180.9</u>	2:59.467	
15	1:27.344		1:12.809	60.7	1:17.514	91.1	63.2	3:57.667		34	56.044		59.003	76.8	1:17.105	151.9	168.0	3:12.152	
16	1:19.302		1:11.649	58.9	1:18.340	107.1	85.1	3:49.291		35	56.350		58.165	68.8	1:04.790	148.1	176.5	2:59.305	
17	1:13.872		1:08.188	60.8	1:11.912	85.5	99.8	3:33.972		36	55.958		59.259	79.8	1:05.628	150.6	165.1	3:00.845	
18	58.756		58.948	65.5	1:04.796	133.8	132.2	3:02.500		37	56.150		1:00.058	74.4	1:06.014	151.3	165.9	3:02.222	
19	55.224		56.777	71.5	1:03.024	146.9	157.9	2:55.025		38									

74 CHILES-CHILES JR										AC Cobra 289									
lap	Sect-1	Speed	Sect-2	Speed	Sect-3	Speed	TopSpeed	laptime	pit	lap	Sect-1	Speed	Sect-2	Speed	Sect-3	Speed	Topspeed	laptime	pit
1	1:05.580		1:03.270	66.7	1:09.126	92.5	112.9	3:17.976		20	54.872		57.070	73.4	Pit In	162.2	165.9	3:08.331	
2	1:02.497		57.885	71.6	1:04.085	101.7	102.3	3:04.467		21	Pit Out		55.745	74.2	1:04.491			3:53.017	
3	52.072		55.690	71.8	<u>1:02.189</u>	173.1	174.2	2:49.951		22	53.541		55.936	76.5	1:03.034	168.2	173.6	2:52.511	
4	1:02.445		1:11.284	62.3	1:27.508	165.9	138.6	3:41.237		23	54.530		56.822	71.9	1:02.268	167.4	166.2	2:53.620	
5	1:31.500		1:20.211	56.8	1:08.908	75.9	61.5	4:00.619		24	52.408		55.969	80.5	1:02.555	168.2	158.4	2:50.932	



ALGARVE CLASSIC FESTIVAL 2023

GT & SPORTS CAR CUP

26 - 29 October 2023

Laps and Sector Times - Race - 120min.

Autodromo Internacional Algarve - 4652mtr.

6	<u>51.056</u>	55.403	74.2	1:03.207	169.0	179.7	2:49.666	25	52.168	55.332	68.5	1:02.547	169.8	180.3	2:50.047
7	53.147	57.198	78.1	1:12.577	170.6	171.4	3:02.922	26	52.734	<u>55.127</u>	68.7	1:03.153	164.4	165.9	2:51.014
8	1:09.235	1:10.710	60.9	1:23.831	109.1	114.9	3:43.776	27	51.098	55.350	69.0	1:02.476	168.2	<u>182.4</u>	<u>2:48.924</u>
9	1:09.861	1:11.637	61.9	1:22.106	92.3	110.8	3:43.604	28	54.044	57.104	73.6	1:05.027	170.6	164.9	2:56.175
10	1:19.174	1:33.078	47.0	Pit In	82.0	85.5	4:32.844	29	54.126	58.037	67.7	1:05.303	<u>174.8</u>	165.9	2:57.466
11	Pit Out	1:06.524	65.2	1:26.100			5:13.487	30	54.817	59.683	66.8	1:05.588	162.9	171.4	3:00.088
12	1:15.552	1:16.392	57.4	1:24.163	66.4	98.5	3:56.107	31	54.688	57.280	63.5	1:05.998	169.8	176.5	2:57.966
13	1:15.153	1:14.705	47.6	1:21.405	84.9	75.7	3:51.263	32	55.027	59.480	68.8	1:05.800	165.1	168.0	3:00.307
14	1:13.299	1:13.179	63.2	1:19.336	93.5	88.2	3:45.814	33	54.552	57.485	62.6	1:05.673	163.6	168.2	2:57.710
15	1:30.623	1:11.802	61.7	1:14.800	81.8	82.1	3:57.225	34	54.563	57.235	66.5	1:04.891	164.4	172.5	2:56.689
16	1:20.876	1:12.247	66.2	1:15.843	92.5	97.6	3:48.966	35	54.309	57.740	68.2	1:06.479	167.4	171.7	2:58.528
17	1:16.945	1:07.039	71.1	1:11.027	81.8	87.8	3:35.011	36	54.638	57.892	68.1	1:05.493	168.2	170.3	2:58.023
18	59.561	58.949	<u>83.1</u>	1:04.600	130.0	130.9	3:03.110	37	54.706	58.124	74.5	1:05.819	165.1	169.8	2:58.649
19	54.862	57.222	76.5	1:05.099	160.7	173.1	2:57.183	38							

80 KENT-WARD									Jaguar E-Type										
lap	Sect-1	Speed	Sect-2	Speed	Sect-3	Speed	TopSpeed	laptime	pit	lap	Sect-1	Speed	Sect-2	Speed	Sect-3	Speed	Topspeed	laptime	pit
1	1:09.058		1:06.783	68.4	1:14.841	86.3	122.0	3:30.682		20	49.746		52.543	79.8	1:07.024	169.8	177.9	2:49.313	
2	1:04.985		1:01.948	74.3	1:02.259	88.0	107.5	3:09.192		21	50.045		53.604	70.2	Pit In	<u>175.6</u>	180.0	2:50.195	
3	59.262		53.232	79.0	1:07.603	162.2	174.5	3:00.097		22	Pit Out		52.750	81.6	59.491			3:28.607	
4	1:03.278		1:03.205	77.5	1:10.597	117.6	130.0	3:17.080		23	49.118		51.593	79.1	1:06.715	171.4	194.9	2:47.426	
5	1:04.717		1:00.792		1:01.062	105.6	133.5	3:06.571		24	48.938		52.747	79.6	59.591	170.6	202.2	2:41.276	
6	50.469		52.591	74.7	1:00.413	163.6	185.9	2:43.473		25	<u>48.299</u>		51.096	<u>82.6</u>	<u>58.515</u>	172.2	205.7	<u>2:37.910</u>	
7	49.281		57.976	74.7	Pit In	166.7	195.3	2:58.964		26	49.197		52.941	79.0	1:00.911	173.1	203.4	2:43.049	
8	Pit Out		1:06.467	62.5	1:13.401			4:11.468		27	50.203		<u>50.881</u>	74.3	59.497	173.9	192.5	2:40.581	
9	1:11.353		1:08.682	55.0	1:12.908	113.9	126.6	3:32.943		28	48.674		50.960	81.4	59.902	169.8	192.2	2:39.536	
10	1:06.439		1:02.731	61.7	1:25.133	112.5	111.9	3:34.303		29	49.165		52.473	81.1	1:03.597	170.6	199.3	2:45.235	
11	1:40.400		1:19.032	51.4	1:35.211	94.2	82.1	4:34.643		30	49.882		53.663	79.1	1:01.339	173.1	196.0	2:44.884	
12	1:18.881		1:16.443	54.8	1:24.471	84.9	82.6	3:59.795		31	50.291		53.251	79.6	1:02.162	170.6	196.0	2:45.704	
13	1:15.988		1:13.502	57.0	1:21.926	101.7	91.1	3:51.416		32	52.271		53.390	79.5	1:00.822	167.4	189.8	2:46.483	
14	1:12.873		1:13.241	55.6	1:21.398	100.6	88.8	3:47.512		33	50.070		52.715	77.9	59.438	173.1	203.4	2:42.223	
15	1:27.095		1:12.271	65.5	1:18.147	89.1	60.0	3:57.513		34	49.406		53.692	80.2	59.772	174.8	203.4	2:42.870	
16	1:18.786		1:11.544	57.7	1:17.897	106.2	85.2	3:48.227		35	49.293		52.888	77.4	1:01.217	<u>175.6</u>	200.7	2:43.398	
17	1:14.502		1:08.316	53.9	1:11.426	84.7	100.0	3:34.244		36	49.287		54.888	76.2	1:01.268	174.8	205.3	2:45.443	
18	52.816		53.362	80.5	59.601	146.9	141.0	2:45.779		37	49.619		52.196	78.5	1:00.034	171.4	<u>206.5</u>	2:41.849	
19	49.938		52.710	79.2	59.543	169.0	172.0	2:42.191		38	51.481		53.738	78.7	1:02.133	174.8	191.5	2:47.352	

84 JONES-ATKINSON									Lotus Elan 26 R										
lap	Sect-1	Speed	Sect-2	Speed	Sect-3	Speed	TopSpeed	laptime	pit	lap	Sect-1	Speed	Sect-2	Speed	Sect-3	Speed	Topspeed	laptime	pit
1	1:08.430		1:07.039	60.6	1:15.762	90.5	120.9	3:31.231		19	57.662		1:01.004	63.9	1:07.746	142.9	153.4	3:06.412	
2	1:06.591		1:07.269	65.9	1:12.671	103.2	110.8	3:26.531		20	57.514		57.461	73.6	Pit In	127.7	142.1	3:07.469	
3	1:06.716		1:10.363	65.3	1:23.371	111.5	106.6	3:40.450		21	Pit Out		57.195	75.5	1:06.102			4:18.657	
4	1:03.468		1:05.984	61.6	1:11.848	114.6	132.8	3:21.300		22	57.422		57.240	<u>78.9</u>	<u>1:05.263</u>	137.9	154.9	2:59.925	
5	1:02.803		1:04.093	63.5	1:12.280	122.4	127.1	3:19.176		23	57.547		57.718	72.1	1:05.970	144.0	153.0	3:01.235	
6	59.488		1:00.136	69.3	1:08.053	139.5	143.8	3:07.677		24	55.845		58.918	69.4	1:07.061	148.1	168.2	3:01.824	
7	59.827		1:18.075	58.1	Pit In	142.9	148.6	3:45.129		25	<u>54.375</u>		<u>57.092</u>	69.4	1:05.332	<u>153.8</u>	<u>172.2</u>	<u>2:56.799</u>	



ALGARVE CLASSIC FESTIVAL 2023

GT & SPORTS CAR CUP

26 - 29 October 2023

Laps and Sector Times - Race - 120min.

Autodromo Internacional Algarve - 4652mtr.

8	Pit Out	1:06.857	57.1	1:12.264			4:46.275	26	57.788	59.978	67.4	1:07.829	145.2	157.9	3:05.595
9	1:04.502	1:18.275	52.0	1:35.509	124.1	120.4	3:58.286	27	57.903	1:00.981	67.8	1:08.626	146.9	165.9	3:07.510
10	1:33.686	1:22.119	52.8	1:35.757	95.2	71.5	4:31.562	28	59.304	1:01.490	63.1	1:08.778	145.2	149.2	3:09.572
11	1:17.441	1:18.796	51.9	1:25.975	92.5	99.6	4:02.212	29	59.457	1:01.443	69.4	1:08.643	146.3	158.8	3:09.543
12	1:14.472	1:16.453	57.9	1:23.854	100.8	105.9	3:54.779	30	59.764	1:01.298	68.4	1:08.609	143.4	159.5	3:09.671
13	1:10.735	1:13.201	55.4	1:23.271	104.3	121.3	3:47.207	31	59.080	1:00.845	67.1	1:08.905	144.0	157.0	3:08.830
14	1:24.252	1:13.977	61.5	1:19.014	85.9	80.1	3:57.243	32	59.136	1:00.045	66.7	1:10.003	147.5	150.6	3:09.184
15	1:15.436	1:14.304	59.4	1:19.476	107.1	102.2	3:49.216	33	58.749	1:01.491	67.6	1:07.058	146.3	153.0	3:07.298
16	1:10.509	1:11.935	58.9	1:10.588	104.3	105.5	3:33.032	34	57.811	59.898	68.8	1:07.639	151.3	157.7	3:05.348
17	55.235	58.408	75.6	1:05.586	153.8	145.7	2:59.229	35	58.290	1:01.806	63.3	1:08.314	144.6	151.5	3:08.410
18	56.269	58.315	76.2	1:06.538	153.2	169.3	3:01.122	36							

122 FINBURGH-CROSTHWAITE									Lola Mk 1										
lap	Sect-1	Speed	Sect-2	Speed	Sect-3	Speed	TopSpeed	laptime	pit	lap	Sect-1	Speed	Sect-2	Speed	Sect-3	Speed	Topspeed	laptime	pit
1	1:01.058		1:01.420	72.4	1:11.838	130.9	133.2	3:14.316		18	57.489		1:00.849	72.0	1:17.607	149.4	157.4	3:15.945	
2	1:00.486		1:00.151	66.5	1:07.746	129.5	151.0	3:08.383		19	56.871		59.856	68.4	1:07.637	150.0	163.1	3:04.364	
3	<u>53.419</u>		<u>56.352</u>	<u>87.6</u>	1:04.460	142.9	<u>180.0</u>	2:54.231		20	56.750		58.891	68.2	1:05.549	148.1	170.3	3:01.190	
4	55.250		1:02.090	54.7	1:26.177	146.9	157.7	3:23.517		21	56.485		57.553	76.3	1:03.856	150.0	169.8	2:57.894	
5	1:32.225		1:20.035	50.8	1:08.724	80.5	68.4	4:00.984		22	55.857		56.635	73.5	1:04.013	144.6	168.8	2:56.505	
6	54.544		57.023	84.0	1:05.240	<u>151.3</u>	167.4	2:56.807		23	55.550		57.813	74.0	Pit In	<u>151.3</u>	170.3	3:10.493	
7	54.618		5:08.349	75.9	1:11.394	144.6	176.5	7:14.361		24	Pit Out		57.005	85.1	1:03.413			4:16.941	
8	1:07.805		1:05.521	66.1	1:13.235	110.1	118.7	3:26.561		25	53.712		56.613	81.6	<u>1:03.364</u>	150.0	167.2	<u>2:53.689</u>	
9	1:07.329		1:31.019	44.5	1:37.768	116.9	113.1	4:16.116		26	56.020		57.631	81.4	1:05.022	147.5	166.9	2:58.673	
10	1:33.753		1:20.849	60.2	Pit In	70.3	62.0	4:41.920		27	57.163		59.450	74.4	1:06.806	145.7	164.4	3:03.419	
11	Pit Out		1:03.615	66.2	1:14.421			4:32.671		28	57.954		1:01.745	74.7	1:07.887	144.6	166.2	3:07.586	
12	1:13.199		1:12.304	57.4	1:20.520	118.4	78.7	3:46.023		29	58.306		1:01.112	79.3	1:06.857	142.3	170.1	3:06.275	
13	1:14.666		1:13.528	61.2	1:18.397	86.7	89.9	3:46.591		30	58.614		1:02.230	74.0	1:06.953	141.7	173.9	3:07.797	
14	1:32.272		1:11.267	60.1	1:14.358	119.6	79.1	3:57.897		31	57.554		1:03.247	83.1	1:08.725	146.3	177.0	3:09.526	
15	1:19.378		1:13.486	64.0	1:15.444	117.6	83.5	3:48.308		32	56.967		1:01.982	75.0	1:08.439	144.6	179.7	3:07.388	
16	1:16.235		1:09.527	58.2	1:10.098	87.8	97.2	3:35.860		33	59.936		1:07.925	72.1	Pit In	145.7	173.6	<u>3:37.848</u>	
17	58.475		1:00.871	69.8	1:07.149	141.7	136.0	3:06.495		34									

134 NEWALL-MARCAIS-FINBURGH									Jaguar XK120										
lap	Sect-1	Speed	Sect-2	Speed	Sect-3	Speed	TopSpeed	laptime	pit	lap	Sect-1	Speed	Sect-2	Speed	Sect-3	Speed	Topspeed	laptime	pit
1	1:07.712		1:10.330	70.4	1:16.216	88.5	112.0	3:34.258		20	55.755		56.452	70.8	1:04.308	148.1	148.6	2:56.515	
2	1:04.301		1:07.802	68.7	1:14.679	110.8	124.7	3:26.782		21	55.723		56.801	76.6	1:04.422	148.8	150.4	2:56.946	
3	1:06.869		1:10.129	70.7	1:15.249	97.3	118.7	3:32.247		22	55.290		56.578	80.7	Pit In	144.0	157.2	<u>3:03.804</u>	
4	1:05.201		1:05.082	63.4	1:14.310	104.3	118.8	3:24.593		23	Pit Out		56.178	70.5	1:03.255			4:09.448	
5	1:04.760		1:05.201	61.7	1:12.019	100.6	127.1	3:21.980		24	53.697		55.667	65.7	1:04.248	155.8	184.6	2:53.612	
6	54.692		55.867	69.9	1:03.566	127.2	177.9	2:54.125		25	54.636		57.141	74.5	1:03.083	155.2	188.2	2:54.860	
7	1:06.670		1:01.887	79.6	1:04.520	154.5	172.5	3:13.077		26	<u>53.123</u>		55.493	76.1	1:02.248	155.8	189.1	2:50.864	
8	58.311		1:12.888	65.4	1:18.387	151.3	188.5	3:29.586		27	53.226		<u>54.212</u>	74.4	<u>1:02.108</u>	156.5	180.3	<u>2:49.546</u>	
9	1:07.346		59.692	70.5	Pit In	101.1	119.3	3:22.657		28	53.495		55.726	80.8	1:03.866	<u>157.9</u>	185.6	2:53.087	
10	Pit Out		1:05.128	71.4	Pit In			5:16.190		29	54.535		56.099	80.7	1:04.588	155.2	<u>190.1</u>	2:55.222	
11	Pit Out		1:03.602	67.4	1:12.118			4:48.228		30	56.226		58.686	70.0	1:05.929	156.5	182.7	3:00.841	
12	1:00.886		1:01.884	68.1	1:08.305	124.6	122.7	3:11.075		31	55.405		57.328	80.5	1:05.630	154.5	177.0	2:58.363	



ALGARVE CLASSIC FESTIVAL 2023

GT & SPORTS CAR CUP

26 - 29 October 2023

Laps and Sector Times - Race - 120min.

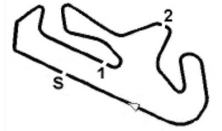
Autodromo Internacional Algarve - 4652mtr.

13	58.240	59.802	69.6	1:07.877	134.8	141.0	3:05.919	32	55.883	56.431	79.6	1:04.823	153.8	172.0	2:57.137
14	58.695	59.155	75.3	1:13.712	135.8	139.9	3:11.562	33	53.346	56.030	<u>81.9</u>	1:04.528	157.2	184.6	2:53.904
15	1:32.257	1:10.509	62.7	1:15.263	104.7	63.9	3:58.029	34	53.229	56.335	76.8	1:04.390	154.5	188.5	2:53.954
16	1:19.069	1:12.846	61.8	1:14.631	103.4	99.6	3:46.546	35	54.486	56.117	73.5	1:04.129	155.8	182.7	2:54.732
17	1:16.871	1:09.201	63.8	1:10.050	99.2	76.3	3:36.122	36	53.782	56.994	79.3	1:05.934	155.8	186.2	2:56.710
18	1:00.030	59.139	76.2	1:06.290	132.8	126.2	3:05.459	37	53.638	57.694	76.8	1:05.289	153.2	181.2	2:56.621
19	56.504	56.971	73.5	1:05.362	145.2	144.0	2:58.837	38							

144 POCHCIOL-HANSON										Jaguar E-Type									
lap	Sect-1	Speed	Sect-2	Speed	Sect-3	Speed	TopSpeed	laptime	pit	lap	Sect-1	Speed	Sect-2	Speed	Sect-3	Speed	Topspeed	laptime	pit
1	59.842		1:00.325	63.7	1:13.297	117.6	134.7	3:13.464		12	1:32.023		1:10.761	61.2	1:15.126	101.7	69.4	3:57.910	
2	1:00.356		59.486	72.2	1:07.703	132.8	123.6	3:07.545		13	1:18.601		1:13.497	57.2	1:14.509	111.1	88.5	3:46.607	
3	57.892		<u>54.060</u>	<u>80.2</u>	Pit In	127.7	161.9	3:04.525		14	1:16.344		1:09.583	60.9	1:11.019	99.4	76.4	3:36.946	
4	Pit Out		59.879	68.1	1:07.347			13:58.184		15	1:01.750		1:00.320	73.6	1:07.532	132.8	130.9	3:09.602	
5	1:04.560		1:07.396	72.7	1:10.195	126.8	135.3	3:22.151		16	58.586		1:01.688	65.7	1:09.366	145.7	142.1	3:09.640	
6	1:08.983		1:04.519	63.2	1:12.993	100.3	115.9	3:26.495		17	55.649		57.843	76.3	1:06.834	153.2	<u>169.0</u>	<u>3:00.326</u>	
7	1:07.584		1:30.246	42.2	1:37.607	113.9	118.0	4:15.437		18	<u>55.299</u>		1:00.319	70.0	1:06.637	<u>157.9</u>	157.2	3:02.255	
8	1:33.854		1:20.241	56.0	1:31.363	88.5	63.9	4:25.458		19	55.614		58.747	76.9	1:08.303	155.8	164.1	3:02.664	
9	1:20.255		1:17.706	61.3	1:23.724	69.2	93.3	4:01.685		20	57.208		1:00.069	77.1	<u>1:06.029</u>	154.5	160.5	3:03.306	
10	1:18.258		1:10.033	67.5	Pit In	109.1	74.3	3:50.917		21	55.574		59.093	70.7	1:08.974	153.2	162.4	3:03.641	
11	Pit Out		1:03.752	70.1	1:14.818			4:37.159		22	58.615		1:01.584	78.3	Pit In	138.5	159.8	3:14.341	

152 SPIERS-GREENSALL										Lister Knobbly									
lap	Sect-1	Speed	Sect-2	Speed	Sect-3	Speed	TopSpeed	laptime	pit	lap	Sect-1	Speed	Sect-2	Speed	Sect-3	Speed	Topspeed	laptime	pit
1	1:00.788		1:02.922	68.7	1:10.290	125.9	147.1	3:14.000		5	1:31.071		1:20.913	50.1	1:08.173	79.1	68.8	4:00.157	
2	1:02.129		59.380	74.7	1:05.562	132.4	125.3	3:07.071		6	53.201		<u>56.532</u>	<u>78.5</u>	<u>1:03.544</u>	160.7	166.2	<u>2:53.277</u>	
3	<u>52.480</u>		56.928	74.2	1:05.161	<u>162.9</u>	<u>172.2</u>	2:54.569		7	53.479		57.293	74.9	Pit In	161.4	169.0	3:06.256	
4	55.217		1:07.678	60.5	1:27.031	159.3	158.8	3:29.926		8	Pit Out		58.708	76.2	Pit In			3:56.491	

153 GRANT-HALES										TVR									
lap	Sect-1	Speed	Sect-2	Speed	Sect-3	Speed	TopSpeed	laptime	pit	lap	Sect-1	Speed	Sect-2	Speed	Sect-3	Speed	Topspeed	laptime	pit
1	1:10.474		1:04.552	71.1	1:12.586	80.4	103.9	3:27.612		18	55.030		56.196	66.3	<u>1:02.921</u>	148.8	156.1	2:54.147	
2	1:01.797		1:07.992	67.6	1:10.126	125.4	130.4	3:19.915		19	55.265		56.041	64.6	1:04.268	148.1	159.8	2:55.574	
3	1:02.561		1:01.411	<u>72.5</u>	1:08.028	130.4	136.5	3:12.000		20	55.238		55.730	71.8	1:03.467	145.7	155.6	2:54.435	
4	1:00.581		1:01.854	71.2	1:09.034	132.4	137.2	3:11.469		21	<u>52.727</u>		57.595	70.3	1:03.639	<u>150.0</u>	<u>190.5</u>	<u>2:53.961</u>	
5	59.009		1:07.201	65.2	1:10.806	137.4	151.3	3:17.016		22	54.113		56.774	71.7	1:04.884	146.3	170.6	2:55.771	
6	1:00.491		1:04.805	66.6	1:10.568	133.8	148.4	3:15.864		23	55.921		57.975	64.1	Pit In	140.1	169.3	3:08.322	
7	1:01.064		1:05.367	72.1	1:09.217	133.8	153.2	3:15.648		24	Pit Out		1:02.156	69.8	1:29.753			5:18.542	
8	1:03.321		1:35.839	72.3	Pit In	133.3	136.4	4:11.738		25	59.440		1:03.012	67.8	1:08.851	136.9	148.8	3:11.303	
9	Pit Out		1:01.141	67.0	1:08.254			7:18.170		26	1:01.775		1:04.773	64.9	1:11.420	143.4	147.9	3:17.968	
10	1:06.322		1:08.601	49.3	1:38.015	128.1	113.8	3:52.938		27	1:03.079		1:06.319	59.9	1:12.313	141.7	149.8	3:21.711	
11	1:16.608		1:16.135	58.8	1:24.605	71.4	93.2	3:57.348		28	1:01.948		1:07.333	66.6	1:14.270	139.5	162.9	3:23.551	
12	1:14.915		1:14.785	50.3	1:21.303	89.8	79.1	3:51.003		29	1:01.696		1:10.356	58.9	1:13.792	138.5	161.7	3:25.844	
13	1:13.319		1:13.232	59.7	1:19.096	94.7	87.2	3:45.647		30	1:03.131		1:06.534	66.6	1:14.364	140.6	170.1	3:24.029	
14	1:30.221		1:12.184	60.1	1:15.053	83.7	85.5	3:57.458		31	1:02.986		1:07.000	62.2	1:14.212	134.8	149.8	3:24.198	
15	1:20.526		1:12.970	63.8	1:15.313	92.5	102.0	3:48.809		32	1:02.190		1:06.130	69.3	1:24.836	132.8	150.0	3:33.156	
16	1:16.732		1:07.279	65.1	1:11.269	92.3	83.9	3:35.280		33	1:00.656		1:05.314	65.9	1:14.480	144.6	155.4	3:20.450	



ALGARVE CLASSIC FESTIVAL 2023

GT & SPORTS CAR CUP

26 - 29 October 2023

Laps and Sector Times - Race - 120min.

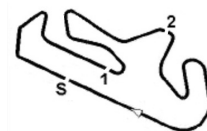
Autodromo Internacional Algarve - 4652mtr.

17	59.391	<u>55.340</u>	71.0	1:03.275	108.8	125.0	2:58.006	34	1:00.381	1:06.806	64.0	1:15.160	140.6	160.2	3:22.347
----	--------	---------------	------	----------	-------	-------	----------	----	----------	----------	------	----------	-------	-------	----------

155 MELLING-MINSHAW										Jaguar E-Type										
lap	Sect-1	Speed	Sect-2	Speed	Sect-3	Speed	TopSpeed	laptime	pit	lap	Sect-1	Speed	Sect-2	Speed	Sect-3	Speed	Topspeed	laptime	pit	
1	1:06.429		1:02.719	69.4	1:08.995	84.7	110.2	3:18.143		19	1:00.560		1:01.275	64.3	1:08.293	139.0	135.3	3:10.128		
2	1:02.834		57.468	70.0	1:03.880	116.1	112.6	3:04.182		20	57.986		59.649	72.0	1:07.691	144.0	141.7	3:05.326		
3	<u>51.957</u>		55.747	67.2	<u>1:02.594</u>	160.7	<u>184.6</u>	2:50.298		21	58.679		59.979	68.1	1:07.995	154.5	148.1	3:06.653		
4	1:03.097		1:11.203	57.1	1:26.949	145.7	137.9	3:41.249		22	58.803		1:00.043	71.0	1:07.553	151.9	150.4	3:06.399		
5	1:31.641		1:20.335	55.7	1:08.350	79.8	60.2	4:00.326		23	58.967		1:00.245	68.9	1:10.586	150.6	135.2	3:09.798		
6	52.218		<u>54.375</u>	78.0	1:02.995	164.4	179.1	<u>2:49.588</u>		24	59.206		58.124	72.9	1:10.410	140.1	153.0	3:07.740		
7	52.413		54.943	<u>85.3</u>	1:14.135	<u>167.4</u>	180.9	3:01.491		25	57.398		59.510	66.5	Pit In	156.5	159.1	3:15.696		
8	1:08.810		1:10.744	59.7	1:23.634	107.1	117.3	3:43.188		26	Pit Out		59.974	73.3	1:06.466			4:25.473		
9	1:10.405		1:11.166	61.2	1:22.257	104.7	96.8	3:43.828		27	58.429		1:02.303	67.5	1:09.852	157.9	157.7	3:10.584		
10	1:19.339		1:32.166	56.5	1:39.737	89.8	83.9	4:31.242		28	1:01.334		1:03.397	65.3	1:10.254	150.6	145.7	3:14.985		
11	1:33.203		1:19.375	59.9	1:33.235	62.4	72.5	4:25.813		29	59.984		1:00.924	71.3	1:10.525	146.9	159.1	3:11.433		
12	1:24.672		1:16.831	61.4	Pit In	67.0	80.5	<u>4:17.739</u>		30	1:01.312		1:01.069	64.6	1:12.377	151.9	163.4	3:14.758		
13	Pit Out		1:03.362	65.6	1:13.056			<u>5:38.062</u>		31	59.945		1:02.510	66.7	1:13.698	149.4	156.3	3:16.153		
14	1:04.223		1:03.855	67.2	1:10.177	129.0	126.8	3:18.255		32	1:00.607		1:07.695	64.7	1:13.633	149.4	159.5	3:21.935		
15	1:02.140		1:11.309	59.3	1:14.766	141.7	140.4	3:28.215		33	1:00.727		1:04.379	62.8	1:14.582	142.9	148.4	3:19.688		
16	1:19.009		1:13.025	58.7	1:13.919	120.8	105.4	3:45.953		34	1:00.358		1:04.817	62.7	1:15.379	146.3	156.3	3:20.554		
17	1:15.566		1:09.504	64.8	1:09.916	123.7	76.3	3:34.986		35	1:03.293		1:03.798	67.6	1:13.620	147.5	147.9	3:20.711		
18	1:00.579		59.716	77.5	1:08.768	135.8	126.0	3:09.063		36										

157 EMBERSON-GREENSALL										Morgan Plus 4									
lap	Sect-1	Speed	Sect-2	Speed	Sect-3	Speed	TopSpeed	laptime	pit	lap	Sect-1	Speed	Sect-2	Speed	Sect-3	Speed	Topspeed	laptime	pit
1	1:00.584		<u>55.610</u>		1:12.387	96.5	139.9	3:08.581		13	56.804		58.221		1:05.616	145.7	163.6	3:00.641	
2	45:12.440		1:05.009		1:15.068	129.5	125.7	47:32.517		14	56.309		58.606		1:04.912	146.3	167.7	2:59.827	
3	1:31.428		1:10.677	61.5	1:15.653	107.8	65.6	3:57.758		15	56.390		57.690		Pit In	146.3	161.0	3:05.377	
4	1:18.892		1:13.044	63.0	1:14.906	110.4	86.5	3:46.842		16	Pit Out		57.270		1:06.006			4:20.471	
5	1:16.222		1:09.260		1:11.084	95.7	78.1	3:36.566		17	56.989		58.112		1:05.000	147.5	151.3	3:00.101	
6	1:00.232		1:00.351		1:07.365	127.7	139.0	3:07.948		18	55.994		56.502		1:05.024	146.3	151.9	2:57.520	
7	57.305		58.437		1:22.774	142.3	155.4	3:18.516		19	55.911		57.870	<u>68.3</u>	1:05.507	<u>149.4</u>	160.2	2:59.288	
8	59.035		59.289		1:06.517	138.5	139.0	3:04.841		20	56.504		57.324		1:05.761	146.3	160.2	2:59.589	
9	57.528		1:00.575	<u>68.3</u>	1:07.559	142.3	<u>168.5</u>	3:05.662		21	55.378		56.957		1:05.013	147.5	164.6	2:57.348	
10	55.279		59.558	63.8	1:05.465	147.5	163.4	3:00.302		22	56.600		57.653		1:04.885	148.8	153.6	2:59.138	
11	57.910		59.305		1:05.727	146.9	155.4	3:02.942		23	56.938		58.954		1:04.906	145.7	159.1	3:00.798	
12	58.023		58.233		1:05.204	144.6	151.5	3:01.460		24	<u>55.128</u>		55.893		<u>1:04.045</u>	148.8	166.4	<u>2:55.066</u>	

161 GANN-BELLINGER										Morgan Plus 4 SLR									
lap	Sect-1	Speed	Sect-2	Speed	Sect-3	Speed	TopSpeed	laptime	pit	lap	Sect-1	Speed	Sect-2	Speed	Sect-3	Speed	Topspeed	laptime	pit
1	1:00.475		1:01.341	72.6	1:08.984	134.3	124.9	3:10.800		20	51.718		<u>52.157</u>	86.3	1:01.547	151.9	184.0	2:45.422	
2	58.518		57.613	72.0	1:05.617	138.5	145.2	3:01.748		21	56.569		52.569	85.9	1:00.333	155.8	<u>195.3</u>	2:49.471	
3	56.673		1:01.030	70.6	1:06.034	144.6	154.5	3:03.737		22	<u>51.236</u>		1:00.538	88.2	59.559	152.5	181.8	2:51.333	
4	58.257		58.313	63.6	1:06.146	144.0	146.9	3:02.716		23	51.326		53.047	86.3	<u>58.870</u>	<u>157.2</u>	183.1	<u>2:43.243</u>	
5	1:31.398		1:19.282	52.7	1:11.837	99.7	87.3	4:02.517		24	51.241		52.865	82.7	Pit In	155.8	185.2	2:52.707	
6	59.372		1:00.487	65.4	1:06.963	142.3	161.7	3:06.822		25	Pit Out		1:00.778	67.5	1:05.573			4:08.572	
7	58.736		1:02.793	64.2	1:10.347	143.4	147.7	3:11.876		26	56.837		57.255	72.0	1:05.773	146.3	161.0	2:59.865	



ALGARVE CLASSIC FESTIVAL 2023

GT & SPORTS CAR CUP

26 - 29 October 2023

Laps and Sector Times - Race - 120min.

Autodromo Internacional Algarve - 4652mtr.

8	1:01.138	1:02.977	67.6	1:14.847	132.8	153.2	3:18.962	27	57.408	57.639	69.0	1:04.911	142.9	159.3	2:59.958
9	1:07.781	1:10.750	60.9	Pit In	117.3	124.9	3:44.841	28	57.747	58.933	73.4	1:09.412	143.4	169.3	3:06.092
10	Pit Out	1:01.798	58.2	1:34.209			4:33.984	29	59.916	1:01.066	66.5	1:09.215	146.3	165.6	3:10.197
11	1:36.023	1:21.211	54.1	1:36.188	105.0	69.3	4:33.422	30	1:00.584	1:01.025	67.0	1:09.996	144.6	155.6	3:11.605
12	1:19.146	1:18.049	54.1	1:23.760	90.0	102.7	4:00.955	31	1:00.038	1:02.203	67.2	1:09.602	140.6	162.2	3:11.843
13	1:17.127	1:14.614	55.9	1:21.622	95.7	100.8	3:53.363	32	58.624	1:00.898	67.8	1:10.397	142.3	158.4	3:09.919
14	1:12.977	1:12.895	59.7	1:22.479	96.8	114.8	3:48.351	33	58.609	58.994	67.8	1:07.807	141.2	170.3	3:05.410
15	1:26.306	1:12.720	59.6	1:18.391	95.2	66.5	3:57.417	34	57.452	59.465	73.8	1:08.062	142.9	177.3	3:04.979
16	1:17.541	1:13.529	53.8	1:18.648	106.8	98.7	3:49.718	35	57.062	1:00.842	73.7	1:08.273	145.2	181.2	3:06.177
17	1:11.847	1:09.519	57.8	1:12.812	102.6	115.4	3:34.178	36	56.903	58.414	78.9	1:07.006	144.6	176.8	3:02.323
18	52.724	53.584	<u>89.3</u>	1:00.011	131.4	169.5	2:46.319	37	56.878	59.223	69.2	1:06.414	146.3	170.3	3:02.515
19	51.787	52.464	78.1	1:00.270	153.2	189.5	2:44.521	38							

169 MAERS-MAEERS-MARTIN									Cooper Monaco T49											
lap	Sect-1	Speed	Sect-2	Speed	Sect-3	Speed	TopSpeed	laptime	pit	lap	Sect-1	Speed	Sect-2	Speed	Sect-3	Speed	TopSpeed	laptime	pit	
1	58.356		1:01.128	67.9	1:10.623	131.4	132.0	3:10.107		19	56.418		56.703	80.5	<u>1:03.310</u>	155.2	157.2	2:56.431		
2	1:01.775		1:00.255	74.8	1:04.858	134.3	128.4	3:06.888		20	1:03.656		55.742	75.6	1:05.669	155.8	159.1	3:05.067		
3	53.971		<u>55.701</u>	75.0	1:05.590	155.8	153.4	2:55.262		21	55.231		56.649	81.5	1:04.368	152.5	166.4	2:56.248		
4	55.574		1:06.765	55.8	1:26.559	156.5	150.8	3:28.898		22	54.238		56.388	<u>81.6</u>	Pit In	156.5	174.2	<u>3:04.028</u>		
5	1:32.485		1:19.699	49.3	1:08.474	79.3	66.3	4:00.658		23	Pit Out		57.913	67.2	1:05.794			<u>3:52.370</u>		
6	<u>53.557</u>		56.036	74.2	1:04.649	<u>165.1</u>	180.3	<u>2:54.242</u>		24	55.889		56.302	72.8	1:05.898	157.9	156.7	2:58.089		
7	53.843		56.993	72.2	1:08.417	<u>165.1</u>	184.3	2:59.253		25	54.540		57.637	65.7	1:05.777	156.5	174.5	2:57.954		
8	1:09.375		1:10.949	58.7	1:23.662	142.9	94.3	3:43.986		26	55.196		58.568	64.1	1:07.168	151.9	173.4	3:00.932		
9	1:15.410		1:11.943	59.1	1:17.769	75.9	91.9	3:45.122		27	56.473		59.341	66.2	1:06.873	155.2	167.2	3:02.687		
10	1:17.536		1:31.951	44.4	1:38.935	112.9	83.7	4:28.422		28	57.246		1:00.047	66.7	1:08.736	155.2	172.5	3:06.029		
11	1:32.551		1:20.877	48.0	1:32.039	71.6	64.3	4:25.467		29	58.727		1:00.690	62.4	1:10.736	151.3	167.4	3:10.153		
12	1:22.847		1:17.333	62.9	Pit In	92.1	82.3	<u>4:16.438</u>		30	1:00.224		1:03.121	61.8	1:11.025	146.9	165.1	3:14.370		
13	Pit Out		1:02.466	73.9	1:08.080			<u>4:35.188</u>		31	1:00.673		1:02.866	61.2	1:10.309	148.1	156.1	3:13.848		
14	1:06.862		1:12.806	59.1	1:19.166	122.4	112.7	3:38.834		32	1:00.231		1:02.698	61.9	1:10.115	150.0	151.3	3:13.044		
15	1:31.640		1:11.196	58.2	1:15.524	117.6	78.3	3:58.360		33	58.392		1:01.289	64.2	1:10.857	149.4	<u>188.8</u>	3:10.538		
16	1:18.687		1:12.769	59.0	1:14.979	104.7	96.7	3:46.435		34	1:00.081		1:02.601	67.6	1:09.380	151.3	164.4	3:12.062		
17	1:16.235		1:09.727	64.0	1:11.993	93.3	79.3	3:37.955		35	58.894		1:02.094	61.8	1:09.391	153.8	168.2	3:10.379		
18	58.253		57.738	73.0	1:05.271	137.4	141.2	3:01.262		36										

195 SILVA-SILVA-JORGE									Cobra 289										
lap	Sect-1	Speed	Sect-2	Speed	Sect-3	Speed	TopSpeed	laptime	pit	lap	Sect-1	Speed	Sect-2	Speed	Sect-3	Speed	TopSpeed	laptime	pit
1	1:06.706		1:02.775	68.9	1:08.773	90.5	106.6	3:18.254		20	54.088		56.256	74.0	Pit In	160.0	180.9	<u>3:03.769</u>	
2	1:02.610		57.881	67.5	1:03.440	110.8	111.7	3:03.931		21	Pit Out		52.894	78.4	1:01.274			<u>3:52.617</u>	
3	52.023		53.930	77.4	<u>1:00.797</u>	152.5	178.2	2:46.750		22	51.418		53.592	72.8	1:01.533	173.1	188.5	2:46.543	
4	1:03.249		1:11.440	61.7	1:27.454	164.4	139.0	3:42.143		23	50.074		<u>51.751</u>	78.0	1:01.159	167.4	194.6	<u>2:42.984</u>	
5	1:31.870		1:19.488	57.4	1:09.500	80.2	59.8	4:00.858		24	<u>49.752</u>		53.119	75.4	1:01.440	<u>176.5</u>	<u>207.7</u>	2:44.311	
6	50.391		54.188	82.1	1:01.244	169.8	184.0	2:45.823		25	51.679		53.027	78.3	1:01.260	172.2	185.6	2:45.966	
7	52.017		55.100	82.7	1:04.487	173.9	169.0	2:51.604		26	50.625		52.082	<u>85.6</u>	1:01.668	174.8	205.7	2:44.375	
8	59.606		1:19.462	59.2	1:21.690	154.5	146.7	3:40.758		27	50.498		51.827	84.1	1:02.266	165.1	185.9	2:44.591	
9	1:20.154		1:13.091	62.0	Pit In	80.4	77.1	<u>3:59.192</u>		28	51.262		52.884	77.8	1:02.865	166.7	193.5	2:47.011	
10	Pit Out		1:05.397	56.3	1:34.915			<u>4:53.917</u>		29	53.223		54.047	75.8	1:04.670	171.4	184.6	2:51.940	



ALGARVE CLASSIC FESTIVAL 2023

GT & SPORTS CAR CUP

26 - 29 October 2023

Laps and Sector Times - Race - 120min.

Autodromo Internacional Algarve - 4652mtr.

11	1:34.608	1:22.621	56.5	1:36.271	108.8	71.1	4:33.500	30	51.750	54.789	76.1	1:04.056	169.0	196.4	2:50.595
12	1:17.903	1:18.600	55.4	1:23.573	93.5	87.9	4:00.076	31	52.191	54.268	75.6	1:03.711	173.1	191.2	2:50.170
13	1:17.094	1:15.458	61.4	1:21.638	99.7	106.2	3:54.190	32	51.995	54.888	78.2	1:03.962	170.6	200.7	2:50.845
14	1:12.224	1:13.310	57.4	1:22.224	91.1	121.9	3:47.758	33	52.281	56.684	71.9	1:04.229	170.6	194.9	2:53.194
15	1:25.794	1:13.779	61.7	1:17.726	98.6	75.4	3:57.299	34	53.373	56.315	77.9	1:04.997	173.1	193.2	2:54.685
16	1:16.362	1:14.816	56.6	1:18.580	93.5	103.9	3:49.758	35	51.766	54.255	75.1	1:02.886	172.2	194.2	2:48.907
17	1:10.752	1:11.481	60.3	1:13.440	97.3	109.1	3:35.673	36	51.287	56.684	77.9	1:04.091	175.6	193.5	2:52.062
18	55.882	56.243	73.9	1:04.313	125.9	155.8	2:56.438	37	51.549	53.463	78.6	1:04.266	169.0	187.2	2:49.278
19	54.650	54.598	73.1	1:04.021	154.5	153.8	2:53.269	38	51.809	54.993	75.3	1:04.319	169.0	189.1	2:51.121

252 SAUTTER-NEWALL									Jaguar E-Type											
lap	Sect-1	Speed	Sect-2	Speed	Sect-3	Speed	TopSpeed	laptime	pit	lap	Sect-1	Speed	Sect-2	Speed	Sect-3	Speed	Topspeed	laptime	pit	
1	1:02.433		1:02.846	70.4	1:10.173	126.8	127.5	3:15.452		20	49.607		51.822	83.7	<u>58.596</u>	167.4	190.8	<u>2:40.025</u>		
2	1:02.210		59.413	73.3	1:06.091	130.9	123.3	3:07.714		21	<u>49.328</u>		<u>51.726</u>	<u>90.8</u>	59.511	<u>169.0</u>	<u>192.2</u>	2:40.565		
3	57.861		58.461	75.2	1:08.692	145.2	145.2	3:05.014		22	50.024		52.596	86.1	Pit In	162.9	188.8	2:48.436		
4	57.445		59.678	70.2	1:24.447	132.4	146.3	3:21.570		23	Pit Out		59.447	71.0	1:06.931			4:17.570		
5	1:32.377		1:19.681	52.1	1:09.983	82.8	65.0	4:02.041		24	55.875		56.874	78.8	1:06.358	148.1	161.2	2:59.107		
6	57.753		1:00.067	76.2	1:07.240	145.7	149.4	3:05.060		25	57.910		58.911	78.2	1:06.083	147.5	149.6	3:02.904		
7	1:00.228		1:01.721	75.3	Pit In	141.7	140.6	<u>3:19.051</u>		26	56.806		58.368	75.6	1:06.694	149.4	162.2	3:01.868		
8	Pit Out		54.275	89.8	1:03.211			<u>3:52.154</u>		27	55.841		58.650	80.2	1:05.232	155.8	163.9	2:59.723		
9	1:04.709		1:04.240	57.3	1:13.169	143.4	125.6	3:22.118		28	56.796		1:00.769	78.1	1:08.608	157.9	164.4	3:06.173		
10	1:08.059		1:30.310	39.8	1:37.489	115.0	128.7	4:15.858		29	59.695		1:01.085	78.7	1:09.042	145.7	152.8	3:09.822		
11	1:33.539		1:20.186	54.9	1:30.691	71.9	66.4	4:24.416		30	59.185		1:02.148	69.5	1:09.072	151.3	165.4	3:10.405		
12	1:21.085		1:17.208	61.6	1:25.463	73.2	96.4	4:03.756		31	59.435		1:01.186	78.1	1:08.657	150.0	160.7	3:09.278		
13	1:17.208		1:09.725	61.8	1:20.178	98.4	72.6	3:47.111		32	1:00.728		1:04.332	74.3	1:08.688	149.4	151.7	3:13.748		
14	1:21.550		1:12.834	58.6	1:27.074	81.8	72.3	4:01.458		33	57.725		1:02.398	67.6	1:09.074	152.5	163.4	3:09.197		
15	1:25.748		1:06.693	59.1	1:22.745	62.0	86.4	3:55.186		34	58.408		1:02.390	71.7	1:08.738	151.9	159.5	3:09.536		
16	1:19.788		1:05.883	64.2	1:21.894	80.0	75.7	3:47.565		35	58.563		1:01.936	77.5	1:11.619	152.5	164.6	3:12.118		
17	1:12.867		1:03.129	66.0	1:06.406	65.6	87.2	3:22.402		36	57.611		1:00.121	76.3	1:07.197	152.5	169.0	3:04.929		
18	52.455		51.940	84.7	1:00.032	140.1	172.2	2:44.427		37	58.759		1:01.083	73.6	1:08.086	155.8	164.4	3:07.928		
19	50.783		52.375	84.9	59.048	162.2	180.3	2:42.206		38										

511 TEBBIT-HICKS									MG B										
lap	Sect-1	Speed	Sect-2	Speed	Sect-3	Speed	TopSpeed	laptime	pit	lap	Sect-1	Speed	Sect-2	Speed	Sect-3	Speed	Topspeed	laptime	pit
1	1:07.816		1:09.797	62.3	1:16.168	99.7	118.9	3:33.781		18	59.036		<u>56.950</u>	<u>84.2</u>	1:06.526	128.6	134.0	<u>3:02.512</u>	
2	1:04.472		1:07.915	60.3	1:14.314	118.4	133.5	3:26.701		19	<u>58.016</u>		58.318	81.2	1:06.684	130.4	144.0	3:03.018	
3	1:05.755		1:11.520	61.3	1:15.338	112.5	122.2	3:32.613		20	59.280		57.020	82.4	1:08.250	122.0	136.0	3:04.550	
4	1:03.871		1:06.642	62.7	1:14.375	121.2	136.2	3:24.888		21	59.424		58.627	75.2	Pit In	122.0	141.4	3:13.568	
5	1:04.542		1:05.707	59.3	1:12.756	118.0	127.7	3:23.005		22	Pit Out		1:05.149	65.0	1:12.197			5:00.913	
6	1:03.995		1:08.530	63.6	1:15.786	123.7	131.4	3:28.311		23	1:02.981		1:03.314	65.3	1:09.687	130.4	<u>147.9</u>	3:15.982	
7	1:07.830		1:12.236	60.6	Pit In	110.8	118.8	<u>3:51.180</u>		24	1:00.627		1:03.544	67.4	1:09.039	<u>135.8</u>	146.1	3:13.210	
8	Pit Out		1:07.789	66.1	1:15.062			<u>5:31.822</u>		25	1:02.917		1:01.626	66.5	1:07.841	129.0	127.5	3:12.384	
9	1:06.883		1:02.988	66.2	1:13.314	111.5	113.3	3:23.185		26	1:01.651		1:03.941	62.3	1:13.134	132.4	145.7	3:18.726	
10	1:31.347		1:16.909	51.2	1:36.518	110.4	107.0	4:24.774		27	1:03.073		1:04.547	66.6	1:12.010	123.3	138.5	3:19.630	
11	1:17.894		1:16.980	59.1	1:24.035	73.0	91.1	3:58.909		28	1:02.701		1:06.764	63.1	1:12.807	127.7	140.8	3:22.272	
12	1:15.002		1:15.077	53.2	1:21.146	88.2	89.3	3:51.225		29	1:04.703		1:06.943	62.0	1:12.606	120.4	132.0	3:24.252	



ALGARVE CLASSIC FESTIVAL 2023

GT & SPORTS CAR CUP

26 - 29 October 2023

Laps and Sector Times - Race - 120min.

Autodromo Internacional Algarve - 4652mtr.

13	1:13.665	1:12.752	57.0	1:20.590	95.2	105.1	3:47.007	30	1:05.631	1:07.833	60.2	1:14.448	124.1	137.4	3:27.912
14	1:26.812	1:13.491	58.8	1:16.907	71.4	79.3	3:57.210	31	1:06.945	1:07.363	59.8	1:15.621	118.0	135.5	3:29.929
15	1:19.901	1:11.743	62.9	1:17.177	87.2	106.1	3:48.821	32	1:05.523	1:06.886	64.8	1:15.669	119.6	136.5	3:28.078
16	1:14.835	1:08.551	61.7	1:12.513	93.5	91.8	3:35.899	33	1:05.782	1:07.125	62.1	1:15.532	117.6	133.3	3:28.439
17	59.889	59.161	75.6	<u>1:05.893</u>	124.1	132.0	3:04.943	34	1:05.714	1:08.146	58.0	1:15.258	113.9	128.4	3:29.118

911										Porsche 911									
TOGNOLA-MONK																			
lap	Sect-1	Speed	Sect-2	Speed	Sect-3	Speed	TopSpeed	laptime	pit	lap	Sect-1	Speed	Sect-2	Speed	Sect-3	Speed	Topspeed	laptime	pit
1	1:08.580		1:07.374	60.8	1:15.563	92.5	114.4	3:31.517		19	55.534		58.110	73.0	Pit In	146.9	161.4	3:09.308	
2	1:06.931		1:07.100	66.4	1:12.443	109.1	108.7	3:26.474		20	Pit Out		56.119	<u>75.7</u>	1:04.503			4:18.132	
3	1:06.685		1:10.240	65.6	1:23.604	113.2	106.3	3:40.529		21	53.550		54.950	74.1	1:04.304	152.5	171.4	2:52.804	
4	1:03.417		1:06.025	63.7	1:11.938	124.1	127.4	3:21.380		22	53.931		54.754	74.3	<u>1:03.297</u>	148.1	159.3	2:51.982	
5	1:01.702		1:00.342	63.7	1:08.254	123.3	125.0	3:10.298		23	53.357		55.329	71.4	1:04.310	156.5	170.9	2:52.996	
6	57.287		58.954	68.0	Pit In	140.1	144.8	3:12.744		24	54.182		55.089	68.1	1:03.787	155.2	161.2	2:53.058	
7	Pit Out		1:04.847	62.5	1:12.674			4:39.608		25	53.365		<u>54.602</u>	69.9	1:03.297	156.5	166.4	<u>2:51.264</u>	
8	1:06.775		1:06.413	60.6	1:13.364	111.1	117.0	3:26.552		26	<u>52.866</u>		54.894	73.8	1:03.529	156.5	<u>176.2</u>	2:51.289	
9	1:06.198		1:31.806	45.5	1:38.657	116.9	119.2	4:16.661		27	54.684		57.263	70.1	1:04.519	<u>157.2</u>	167.2	2:56.466	
10	1:33.209		1:20.052	55.6	1:31.087	69.0	65.1	4:24.348		28	54.944		57.997	68.3	1:05.578	153.8	168.0	2:58.519	
11	1:21.151		1:17.812	60.1	1:22.926	90.5	83.8	4:01.889		29	56.102		57.529	70.0	1:07.611	155.8	169.0	3:01.242	
12	1:18.048		1:09.990	67.5	1:21.473	81.6	79.5	3:49.511		30	55.121		57.740	72.5	1:06.522	150.6	166.4	2:59.383	
13	1:21.035		1:13.585	59.7	1:26.838	84.7	79.4	4:01.458		31	56.825		57.024	65.7	1:05.925	155.2	165.6	2:59.774	
14	1:24.791		1:07.680	59.6	1:22.569	65.6	72.1	3:55.040		32	54.663		58.220	70.7	1:04.751	155.2	172.5	2:57.634	
15	1:19.425		1:06.433	64.2	1:21.174	80.0	78.7	3:47.032		33	54.706		56.790	66.9	1:05.592	155.2	174.8	2:57.088	
16	1:12.756		1:03.430	63.6	1:07.123	75.9	84.6	3:23.309		34	55.481		57.582	68.7	1:05.868	155.8	172.2	2:58.931	
17	56.495		56.732	69.9	1:04.396	140.1	151.7	2:57.623		35	55.746		57.657	66.7	1:04.826	154.5	169.3	2:58.229	
18	57.083		59.533	67.5	1:05.303	142.3	152.3	3:01.919		36	55.202		57.399	73.2	1:05.750	154.5	174.2	2:58.351	