

ALGARVE CLASSIC FESTIVAL 2023

GT & SPORTS CAR CUP

26 - 29 October 2023

Laps and Sector Times - Qualifying - 40min.

Autodromo Internacional Algarve - 4652mtr.

5 JOEBSTL-WILLIS									Lotus Elan 26 R										
lap	Sect-1	Speed	Sect-2	Speed	Sect-3	Speed	TopSpeed	laptime	pit	lap	Sect-1	Speed	Sect-2	Speed	Sect-3	Speed	Topspeed	laptime	pit
1	Pit Out		49.352	95.5	51.768			2:24.878		7	42.439		45.220	100.3	52.264	172.2	213.4	2:19.923	D
2	43.338		44.453	98.2	52.245	172.2	211.4	2:20.036		8	42.415		44.049	88.1	50.513	167.4	210.1	2:16.977	
3	43.237		43.841	103.7	50.888	157.9	204.2	2:17.966		9	44.716		44.348	93.4	Pit In	174.8	208.9	2:30.443	
4	42.471		43.647	95.4	50.064	173.9	213.9	2:16.182		10	Pit Out		45.341	95.8	49.571			4:01.305	
5	43.097		44.067	97.2	52.363	170.6	211.4	2:19.527	D	11	42.212		43.345	98.5	49.352	172.2	214.3	2:14.909	
6	42.166		43.486	97.5	49.962	174.8	214.3	2:15.614		12	41.834		42.988	100.4	<u>48.648</u>	<u>179.1</u>	216.0	<u>2:13.470</u>	

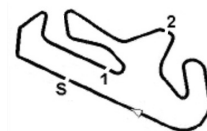
6 BRANDT-BRANDT									TVR Grantura Mk IIa										
lap	Sect-1	Speed	Sect-2	Speed	Sect-3	Speed	TopSpeed	laptime	pit	lap	Sect-1	Speed	Sect-2	Speed	Sect-3	Speed	Topspeed	laptime	pit
1	Pit Out		53.119	76.7	1:00.127			2:40.650		7	48.540		49.689	83.3	55.050	148.1	169.3	2:33.279	
2	48.419		48.159	<u>89.3</u>	55.878	141.2	168.8	<u>2:32.456</u>		8	48.386		50.249	74.0	Pit In	148.8	167.2	2:43.407	
3	47.453		48.897	78.1	<u>53.702</u>	<u>151.3</u>	181.2	2:30.052	D	9	Pit Out		53.682	82.8	1:00.776			4:13.647	
4	50.754		48.303	81.6	56.497	146.9	161.4	2:35.554		10	48.759		49.550	78.9	55.815	146.9	172.8	2:34.124	
5	48.020		48.379	83.5	56.370	148.1	173.9	2:32.769		11	<u>47.286</u>		51.120	78.3	55.641	150.0	<u>184.0</u>	2:34.047	
6	49.530		48.709	85.2	54.666	138.5	158.8	2:32.905		12									

8 CLARK-JONES									Cooper Bobtail										
lap	Sect-1	Speed	Sect-2	Speed	Sect-3	Speed	TopSpeed	laptime	pit	lap	Sect-1	Speed	Sect-2	Speed	Sect-3	Speed	Topspeed	laptime	pit
1	Pit Out		48.313	89.6	54.706			2:29.113		7	46.133		46.349	90.9	51.707	<u>170.6</u>	<u>199.3</u>	2:24.189	
2	46.626		46.064	91.6	51.278	160.0	191.2	2:23.968		8	46.412		46.699	89.0	Pit In	169.8	182.1	2:35.662	
3	46.028		45.734	87.3	51.349	<u>170.6</u>	191.2	2:23.111		9	Pit Out		46.535	88.1	51.098			4:14.260	
4	<u>45.140</u>		46.289	95.7	51.976	169.0	196.4	2:23.405		10	45.631		<u>45.581</u>	<u>101.1</u>	51.360	169.8	170.3	2:22.572	
5	46.018		47.459	90.5	Pit In	169.8	195.7	2:38.388		11	45.304		46.112	95.0	<u>50.855</u>	167.4	183.1	<u>2:22.271</u>	
6	Pit Out		47.198	89.4	53.517			3:26.716		12									

9 GRANT-BOSTON									MG B										
lap	Sect-1	Speed	Sect-2	Speed	Sect-3	Speed	TopSpeed	laptime	pit	lap	Sect-1	Speed	Sect-2	Speed	Sect-3	Speed	Topspeed	laptime	pit
1	Pit Out		46.154		53.646			2:26.054		7	43.986		<u>44.405</u>		Pit In	<u>178.2</u>	189.8	2:31.482	
2	44.710		45.309		50.654	162.9	<u>193.5</u>	2:20.673		8	Pit Out		46.751		54.981			3:26.473	
3	43.811		44.875		51.275	161.4	192.2	2:19.961		9	43.675		44.841		51.107	158.6	189.1	<u>2:19.623</u>	
4	45.632		54.676		54.099	160.0	193.2	2:34.407		10	47.871		53.182		Pit In	159.3	192.5	2:46.047	
5	<u>43.609</u>		44.556		<u>50.220</u>	162.2	192.9	2:18.385	D	11	Pit Out		47.813		52.306			3:40.779	
6	46.374		47.300		52.339	159.3	192.2	2:26.013		12	45.213		45.732		52.402	156.5	187.5	2:23.347	

10 SMITH-HILLIARD-GRIFFITHS									Lotus X										
lap	Sect-1	Speed	Sect-2	Speed	Sect-3	Speed	TopSpeed	laptime	pit	lap	Sect-1	Speed	Sect-2	Speed	Sect-3	Speed	Topspeed	laptime	pit
1	Pit Out		49.954	81.7	55.718			2:32.086		7	46.795		46.193	83.3	51.647	157.2	192.2	2:24.635	
2	48.222		49.993	86.3	56.337	151.3	180.0	2:34.552		8	44.575		47.493	87.7	Pit In	157.2	191.8	2:37.447	
3	45.100		47.421	77.8	53.627	154.5	191.8	2:26.148		9	Pit Out		44.545	<u>98.0</u>	51.231			4:00.215	
4	47.679		49.509	83.9	54.046	155.8	183.4	2:31.234		10	42.941		44.000	96.1	<u>49.759</u>	161.4	195.3	2:16.700	
5	47.938		47.411	83.5	54.497	151.3	169.5	2:29.846		11	42.924		44.123	94.2	49.807	164.4	197.1	2:16.854	
6	44.612		45.801	90.2	51.649	155.8	190.5	2:22.062		12	<u>42.765</u>		<u>43.945</u>	95.5	49.866	<u>165.1</u>	<u>200.0</u>	<u>2:16.576</u>	

17 O'REILLY-ELLIS									Lotus Elan 26 R										
lap	Sect-1	Speed	Sect-2	Speed	Sect-3	Speed	TopSpeed	laptime	pit	lap	Sect-1	Speed	Sect-2	Speed	Sect-3	Speed	Topspeed	laptime	pit
1	Pit Out		52.981	80.6	58.908			2:39.954		5	Pit Out		51.689	80.0	Pit In			7:36.150	



ALGARVE CLASSIC FESTIVAL 2023

GT & SPORTS CAR CUP

26 - 29 October 2023

Laps and Sector Times - Qualifying - 40min.

Autodromo Internacional Algarve - 4652mtr.

2	52.069	47.501	84.0	52.725	116.9	139.2	2:32.295	6	Pit Out	46.797	87.0	52.666		6:32.776	
3	<u>43.442</u>	45.715	88.7	53.327	<u>174.8</u>	<u>202.2</u>	<u>2:22.484</u>	7	45.898	<u>44.842</u>	<u>90.4</u>	52.165	150.6	159.8	2:22.905
4	55.880	51.639	80.8	Pit In	129.0	120.0	2:55.696	8	46.946	45.307	85.9	<u>51.426</u>	150.0	164.1	2:23.679

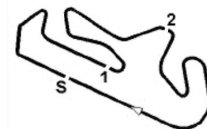
19 EMMERLING-BRANDT-BRANDT								Elva Mk 5											
lap	Sect-1	Speed	Sect-2	Speed	Sect-3	Speed	TopSpeed	laptime	pit	lap	Sect-1	Speed	Sect-2	Speed	Sect-3	Speed	Topspeed	laptime	pit
1	Pit Out		53.540	67.3	59.830			2:42.059		6	48.490		49.086	<u>91.5</u>	Pit In	152.5	164.9	2:42.984	
2	49.885		47.942	85.0	55.679	131.4	141.7	2:33.506		7	Pit Out		47.904	88.2	54.027			9:07.534	
3	48.853		49.009	91.3	54.271	155.2	155.8	2:32.133		8	47.379		47.562	79.2	54.526	153.8	167.4	<u>2:29.467</u>	
4	49.212		48.995	88.9	55.730	154.5	154.3	2:33.937		9	47.978		<u>47.170</u>	83.6	<u>53.496</u>	<u>157.9</u>	165.1	2:28.644 D	
5	48.483		48.521	88.2	54.321	151.9	166.4	2:31.325		10									

22 BIRCHENHOUGH-TOPPLISS								Austin											
lap	Sect-1	Speed	Sect-2	Speed	Sect-3	Speed	TopSpeed	laptime	pit	lap	Sect-1	Speed	Sect-2	Speed	Sect-3	Speed	Topspeed	laptime	pit
1	Pit Out		50.243	86.6	54.252			2:32.686		7	47.460		47.482	<u>90.8</u>	<u>53.312</u>	151.9	167.7	2:28.254	
2	51.833		48.088	83.5	54.020	153.8	135.8	2:33.941		8	48.391		50.630	81.9	Pit In	153.2	172.8	2:41.985	
3	47.540		48.747	89.3	54.594	<u>154.5</u>	<u>182.4</u>	2:30.881		9	Pit Out		51.047	86.8	57.568			4:36.382	
4	48.472		52.728	80.8	55.617	<u>154.5</u>	169.3	2:36.817		10	47.218		50.229	77.8	55.841	150.6	176.5	2:33.288 D	
5	<u>46.796</u>		<u>47.188</u>	87.5	53.404	153.2	179.1	<u>2:27.388</u>		11	48.104		49.828	87.1	55.668	150.0	175.3	2:33.600	
6	47.850		47.259	89.6	53.654	<u>154.5</u>	167.2	2:28.763		12									

23 PEARSON-PEARSON								Jaguar E-Type											
lap	Sect-1	Speed	Sect-2	Speed	Sect-3	Speed	TopSpeed	laptime	pit	lap	Sect-1	Speed	Sect-2	Speed	Sect-3	Speed	Topspeed	laptime	pit
1	Pit Out		42.724	100.9	48.004			2:15.583		6	44.028		45.003	89.7	Pit In	173.9	183.1	2:30.432	
2	<u>39.508</u>		<u>40.468</u>	95.3	<u>47.202</u>	192.5	<u>235.3</u>	<u>2:07.178</u>		7	Pit Out		45.350	85.8	49.766			5:21.423	
3	39.808		40.761	<u>111.3</u>	47.562	192.5	227.8	2:08.131		8	42.908		45.696	89.0	51.577	186.5	201.9	2:20.181	
4	45.957		45.242	94.7	Pit In	<u>194.6</u>	219.5	2:29.638		9	46.778		50.117	88.8	Pit In	176.5	178.2	2:44.637	
5	Pit Out		45.106	96.1	51.256			5:25.395		10									

33 INGRAM-INGRAM								Austin Healey											
lap	Sect-1	Speed	Sect-2	Speed	Sect-3	Speed	TopSpeed	laptime	pit	lap	Sect-1	Speed	Sect-2	Speed	Sect-3	Speed	Topspeed	laptime	pit
1	Pit Out		50.264	80.4	56.408			2:33.870		7	Pit Out		46.067	78.2	51.956			4:21.085	
2	44.679		46.999	81.0	<u>51.465</u>	167.4	199.3	2:23.143		8	43.536		<u>44.222</u>	90.3	51.477	171.4	211.4	<u>2:19.235</u>	
3	43.706		45.991	80.2	51.531	171.4	208.5	2:21.228		9	43.985		50.312	77.1	54.543	171.4	<u>212.2</u>	2:28.840	
4	43.731		45.809	82.2	51.891	<u>173.1</u>	207.3	2:21.431		10	43.726		44.445	86.0	52.103	168.2	208.5	2:20.274	
5	44.842		45.218	87.0	52.340	171.4	198.5	2:22.400		11	43.738		46.463	71.7	1:09.039	169.8	201.1	2:39.240	
6	44.897		46.119	85.9	Pit In	166.7	196.7	<u>2:37.467</u>		12	<u>43.497</u>		44.884	<u>91.8</u>	53.974	170.6	211.4	2:22.355	

34 LAMBERT-LAMBERT								MG B											
lap	Sect-1	Speed	Sect-2	Speed	Sect-3	Speed	TopSpeed	laptime	pit	lap	Sect-1	Speed	Sect-2	Speed	Sect-3	Speed	Topspeed	laptime	pit
1	Pit Out		1:03.774	64.0	1:06.251			3:07.665		7	47.228		47.104	79.0	53.194	157.9	189.1	2:27.526	
2	1:00.344		57.939	60.9	1:06.755	109.4	125.1	3:05.038		8	46.310		<u>46.414</u>	<u>86.4</u>	53.346	157.2	191.5	2:26.070	
3	56.005		57.623	65.9	1:03.894	144.0	153.4	2:57.522		9	45.978		46.773	85.6	52.661	156.5	190.8	2:25.412	
4	54.140		56.263	63.5	Pit In	146.3	166.2	3:04.477		10	46.068		46.691	82.0	<u>52.170</u>	<u>159.3</u>	192.5	<u>2:24.929</u>	
5	Pit Out		49.156	72.1	53.875			3:55.831		11	46.515		46.854	78.6	52.563	158.6	191.8	2:25.932	
6	46.855		48.216	82.7	53.252	157.9	186.2	2:28.323		12									



ALGARVE CLASSIC FESTIVAL 2023

GT & SPORTS CAR CUP

26 - 29 October 2023

Laps and Sector Times - Qualifying - 40min.

Autodromo Internacional Algarve - 4652mtr.

37 Michael BOYLE									MG B										
lap	Sect-1	Speed	Sect-2	Speed	Sect-3	Speed	TopSpeed	laptime	pit	lap	Sect-1	Speed	Sect-2	Speed	Sect-3	Speed	Topspeed	laptime	pit
1	Pit Out		1:03.220	89.7	Pit In			3:16.278		7	45.082		45.911	80.6	52.635	157.9	<u>194.6</u>	2:23.628	
2	Pit Out		47.421	92.5	54.630			4:17.168		8	44.992		<u>45.075</u>	<u>104.8</u>	<u>51.728</u>	153.8	189.5	<u>2:21.795</u>	
3	47.971		49.719	94.8	55.788	153.2	164.9	2:33.478		9	45.243		45.804	100.7	52.640	157.9	191.5	2:23.687	
4	44.891		46.535	86.2	53.365	<u>159.3</u>	192.5	2:24.791		10	50.628		48.931	100.3	53.340	157.2	190.5	2:32.899	
5	46.288		47.871	79.4	52.707	155.8	185.9	2:26.866		11	44.609		49.047	83.3	53.913	158.6	191.2	2:27.569	
6	44.849		45.351	102.4	51.888	158.6	192.2	2:22.088		12									

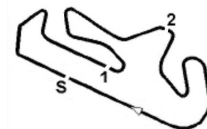
40 KING-COLE									Morgn Plus 4 Super Sports										
lap	Sect-1	Speed	Sect-2	Speed	Sect-3	Speed	TopSpeed	laptime	pit	lap	Sect-1	Speed	Sect-2	Speed	Sect-3	Speed	Topspeed	laptime	pit
1	Pit Out		55.895		1:02.169			2:49.112		7	Pit Out		49.856		55.571			3:50.193	
2	53.680		51.125		57.363	141.2	129.3	2:42.168		8	48.265		48.424		55.036	151.3	180.0	2:31.725	
3	48.667		51.639		57.286	148.1	178.5	2:37.592		9	47.476		48.329		54.752	150.6	185.6	2:30.557	
4	49.956		51.262		57.360	147.5	163.1	2:38.578		10	<u>46.834</u>		48.352		54.786	151.3	187.2	2:29.972	
5	50.389		52.332		56.530	145.7	172.5	2:39.251		11	47.315		<u>48.263</u>		<u>54.072</u>	150.0	187.2	<u>2:29.650</u>	
6	50.218		52.507		Pit In	147.5	166.7	2:53.270		12									

41 FERRÃO-FERRÃO									Lotus Elan										
lap	Sect-1	Speed	Sect-2	Speed	Sect-3	Speed	TopSpeed	laptime	pit	lap	Sect-1	Speed	Sect-2	Speed	Sect-3	Speed	Topspeed	laptime	pit
1	Pit Out		50.801	83.8	55.105			2:33.112		7	47.533		49.493	78.8	55.069	161.4	178.8	2:32.095	
2	1:04.196		49.475	84.8	55.218	162.2	189.1	2:48.889		8	50.087		59.199	78.9	Pit In	162.9	174.2	3:10.185	
3	50.015		49.745	86.4	55.988	159.3	156.3	2:35.748		9	Pit Out		44.685	84.3	53.193			4:49.734	
4	49.021		48.325	79.2	54.978	154.5	162.4	2:32.324		10	43.513		<u>43.905</u>	<u>88.7</u>	49.526	172.2	196.4	2:16.944	
5	48.593		49.479	73.9	54.767	154.5	176.8	2:32.839		11	<u>43.168</u>		43.975	82.9	<u>49.400</u>	174.8	<u>203.4</u>	<u>2:16.543</u>	
6	48.347		49.169	75.0	55.468	161.4	168.0	2:32.984		12									

50 SMITHIES-CLARKSON									Austin Healey 3000										
lap	Sect-1	Speed	Sect-2	Speed	Sect-3	Speed	TopSpeed	laptime	pit	lap	Sect-1	Speed	Sect-2	Speed	Sect-3	Speed	Topspeed	laptime	pit
1	Pit Out		50.590	92.1	Pit In			2:43.722		4	44.892		46.563	<u>95.2</u>	52.728	169.8	187.5	2:24.183	
2	Pit Out		51.076	91.8	Pit In			6:41.882		5	<u>43.154</u>		45.529	92.9	52.119	172.2	<u>208.1</u>	2:20.802	
3	Pit Out		45.737	79.2	52.652			13:14.702		6	43.698		<u>44.749</u>	90.7	<u>50.908</u>	172.2	198.9	<u>2:19.355</u>	

52 LOCKE-LOCKE-GREEN									Mini										
lap	Sect-1	Speed	Sect-2	Speed	Sect-3	Speed	TopSpeed	laptime	pit	lap	Sect-1	Speed	Sect-2	Speed	Sect-3	Speed	Topspeed	laptime	pit
1	Pit Out		52.314	81.7	1:02.097			2:45.668		7	48.085		48.022	88.5	53.112	150.6	166.2	2:29.219	
2	50.905		50.428	74.9	55.431	141.2	155.2	2:36.764		8	46.223		46.495	94.6	52.500	153.8	181.5	2:25.218	
3	50.500		52.246	75.9	55.560	145.2	161.7	2:38.306		9	<u>45.972</u>		46.046	97.1	52.964	153.2	<u>182.4</u>	2:24.982	
4	48.586		49.422	77.6	56.865	146.3	164.6	2:34.873		10	46.961		<u>45.737</u>	95.1	<u>52.143</u>	151.9	179.7	<u>2:24.841</u>	
5	49.414		48.951	79.5	Pit In	146.9	161.0	2:44.524		11	46.167		45.919	<u>98.5</u>	Pit In	<u>155.2</u>	178.5	2:31.615	
6	Pit Out		49.188	91.8	53.363			4:14.511		12									

53 LOCKE-LOCKE-GREEN									Broadspeed										
lap	Sect-1	Speed	Sect-2	Speed	Sect-3	Speed	TopSpeed	laptime	pit	lap	Sect-1	Speed	Sect-2	Speed	Sect-3	Speed	Topspeed	laptime	pit
1	Pit Out		50.506	79.6	57.714			2:39.344		6	50.422		52.513	72.7	57.101	145.7	161.9	2:40.036	
2	50.842		<u>47.361</u>	<u>97.0</u>	57.574	136.4	156.1	2:35.777		7	50.596		52.818	75.2	57.808	151.9	169.5	2:41.222	
3	47.984		48.476	88.2	<u>53.222</u>	144.0	170.9	<u>2:29.682</u>		8	49.811		51.673	78.7	55.979	150.6	165.9	2:37.463	
4	<u>47.099</u>		47.566	91.9	Pit In	<u>157.9</u>	<u>179.4</u>	2:36.291		9	52.307		53.014	73.5	Pit In	150.6	154.9	2:59.982	



ALGARVE CLASSIC FESTIVAL 2023

GT & SPORTS CAR CUP

26 - 29 October 2023

Laps and Sector Times - Qualifying - 40min.

Autodromo Internacional Algarve - 4652mtr.

5	Pit Out	53.713	68.5	58.663		4:37.522	10	Pit Out	55.121	74.0	56.795		4:32.247
---	---------	--------	------	--------	--	----------	----	---------	--------	------	--------	--	----------

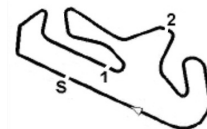
55 HOPE-MINSHAW										MG B									
lap	Sect-1	Speed	Sect-2	Speed	Sect-3	Speed	TopSpeed	laptime	pit	lap	Sect-1	Speed	Sect-2	Speed	Sect-3	Speed	Topspeed	laptime	pit
1	Pit Out		52.325	84.1	57.336			2:38.761		7	47.703		48.537	84.0	58.852	151.9	183.7	2:35.092	
2	46.650		47.293	91.3	1:05.620	150.6	184.3	2:39.563		8	46.952		48.119	83.0	Pit In	154.5	187.2	2:39.734	
3	49.119		47.801	89.3	54.125	133.3	161.9	2:31.045		9	Pit Out		50.761	96.3	Pit In			3:46.287	
4	46.971		47.798	87.2	54.397	147.5	183.7	2:29.166		10	Pit Out		45.713	95.3	52.603			2:50.500	
5	46.435		47.819	91.2	53.930	151.3	184.9	2:28.184		11	<u>44.705</u>		45.596	<u>99.4</u>	51.915	157.9	189.5	2:22.216	
6	46.859		52.151	73.8	55.701	151.3	183.1	2:34.711		12	44.775		<u>45.381</u>	97.0	<u>51.733</u>	158.6	189.8	<u>2:21.889</u>	

57 LAFFERTY-BANKHURST-DUNNE										MG B									
lap	Sect-1	Speed	Sect-2	Speed	Sect-3	Speed	TopSpeed	laptime	pit	lap	Sect-1	Speed	Sect-2	Speed	Sect-3	Speed	Topspeed	laptime	pit
1	Pit Out		49.705	97.6	53.382			2:28.027		7	Pit Out		46.798	<u>123.7</u>	59.103			3:39.367	
2	46.801		47.237	92.5	53.241	153.2	185.2	2:27.279		8	47.673		48.002	103.5	<u>52.470</u>	150.6	186.5	2:28.145	
3	46.501		48.613	90.2	Pit In	153.8	182.4	2:35.827		9	46.930		47.067	109.4	54.131	155.8	181.8	2:28.128	
4	Pit Out		47.947	102.4	56.179			3:44.779		10	<u>45.205</u>		<u>45.803</u>	113.4	52.481	<u>157.2</u>	<u>190.1</u>	<u>2:23.489</u>	
5	46.041		46.911	95.8	53.007	151.9	183.4	2:25.959		11	46.543		47.055	92.4	53.257	<u>157.2</u>	189.1	2:26.855	
6	46.872		47.630	86.6	Pit In	153.2	183.1	2:37.837		12									

58 PANGBORN-WOODS										Austin Healey									
lap	Sect-1	Speed	Sect-2	Speed	Sect-3	Speed	TopSpeed	laptime	pit	lap	Sect-1	Speed	Sect-2	Speed	Sect-3	Speed	Topspeed	laptime	pit
1	Pit Out		50.589	95.4	55.218			2:33.673		7	43.079		46.853	84.6	53.089	174.8	198.5	2:23.021	
2	45.330		45.831	96.4	53.474	162.2	183.4	2:24.635		8	<u>42.850</u>		<u>43.367</u>	95.2	50.763	174.8	<u>207.7</u>	2:16.980	
3	44.662		44.984	99.7	52.347	169.0	201.5	2:21.993		9	45.695		44.995	<u>101.2</u>	Pit In	173.9	196.0	2:31.451	
4	47.378		44.455	98.5	50.943	171.4	205.3	2:22.776		10	Pit Out		44.878	94.1	50.401			3:26.633	
5	43.847		43.904	92.2	50.750	173.9	206.9	2:18.507 D		11	43.592		45.084	95.9	51.646	174.8	193.5	2:20.322	
6	43.504		43.493	97.4	50.541	171.4	207.3	2:17.538		12	43.116		43.493	100.8	<u>50.060</u>	<u>175.6</u>	206.1	<u>2:16.669</u>	

61 MUIRHEAD-WELCH										Austin-Healey									
lap	Sect-1	Speed	Sect-2	Speed	Sect-3	Speed	TopSpeed	laptime	pit	lap	Sect-1	Speed	Sect-2	Speed	Sect-3	Speed	Topspeed	laptime	pit
1	Pit Out		45.561	85.1	51.330			2:21.974		8	45.150		46.148	89.2	52.216	163.6	189.5	2:23.514	
2	43.250		43.493	90.2	50.275	172.2	205.3	2:17.018		9	44.005		49.181	94.0	51.005	165.1	189.5	2:24.191	
3	42.579		44.684	90.2	49.725	173.1	209.3	2:16.988		10	44.963		45.301	89.0	51.819	163.6	184.0	2:22.083	
4	<u>42.501</u>		<u>43.475</u>	92.9	<u>49.588</u>	<u>173.9</u>	<u>210.1</u>	<u>2:15.564</u>		11	44.451		45.016	94.7	50.545	150.6	188.5	2:20.012	
5	43.875		44.711	87.8	Pit In	<u>173.9</u>	208.9	2:28.728		12	43.497		44.834	<u>99.5</u>	51.724	168.2	197.1	2:20.055	
6	Pit Out		46.469	81.4	51.690			3:53.294		13	44.228		44.341	99.4	50.948	165.9	189.8	2:19.517	
7	44.742		47.620	80.3	55.439	166.7	187.2	2:27.801		14									

68 GORDON-FINBURGH										Lotus Elite									
lap	Sect-1	Speed	Sect-2	Speed	Sect-3	Speed	TopSpeed	laptime	pit	lap	Sect-1	Speed	Sect-2	Speed	Sect-3	Speed	Topspeed	laptime	pit
1	Pit Out		49.096	91.1	52.709			2:30.338		7	45.110		46.515	<u>106.5</u>	Pit In	160.0	191.5	2:30.307	
2	45.139		46.131	96.3	52.534	157.9	190.5	2:23.804		8	Pit Out		47.559	99.1	54.146			4:18.218	
3	45.058		48.727	98.0	51.761	160.7	193.9	2:25.546		9	47.088		46.781	101.8	53.478	159.3	186.5	2:27.347	
4	44.825		45.923	99.5	51.868	159.3	193.9	<u>2:22.616</u>		10	44.945		<u>45.831</u>	104.7	52.468	161.4	<u>195.3</u>	2:23.244	
5	<u>44.621</u>		46.604	97.3	<u>51.663</u>	159.3	193.5	2:22.888		11	45.395		47.126	97.1	54.106	<u>162.2</u>	190.5	2:26.627	
6	45.281		46.318	102.5	52.230	161.4	194.9	2:23.829 D		12									



ALGARVE CLASSIC FESTIVAL 2023

GT & SPORTS CAR CUP

26 - 29 October 2023

Laps and Sector Times - Qualifying - 40min.

Autodromo Internacional Algarve - 4652mtr.

69 CULL-PEARSON									TVR Grantura Mk III										
lap	Sect-1	Speed	Sect-2	Speed	Sect-3	Speed	TopSpeed	laptime	pit	lap	Sect-1	Speed	Sect-2	Speed	Sect-3	Speed	Topspeed	laptime	pit
1	Pit Out		49.799	99.7	51.731			2:27.334		7	47.488		51.846	98.9	54.571	157.2	169.5	2:33.905	
2	44.728		44.360	106.3	52.562	160.0	189.1	2:21.650		8	48.393		49.352	90.8	54.547	158.6	195.7	2:32.292	
3	43.787		<u>43.711</u>	107.6	50.560	154.5	192.9	2:18.058		9	46.655		47.890	104.2	54.259	153.2	190.1	2:28.804	
4	43.519		43.984	<u>111.2</u>	<u>50.356</u>	<u>162.2</u>	<u>197.8</u>	<u>2:17.859</u>		10	46.196		47.796	99.2	53.428	161.4	182.7	2:27.420	
5	<u>43.389</u>		45.639	101.1	Pit In	160.7	196.7	2:28.441		11	46.082		48.636	100.2	55.515	160.0	180.0	2:30.233	
6	Pit Out		48.905	87.7	54.280			4:04.053		12	48.925		48.030	96.7	53.865	156.5	184.6	2:30.820	

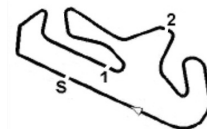
71 ROSS-JONES-ROSS-JONES									Triumph TR4										
lap	Sect-1	Speed	Sect-2	Speed	Sect-3	Speed	TopSpeed	laptime	pit	lap	Sect-1	Speed	Sect-2	Speed	Sect-3	Speed	Topspeed	laptime	pit
1	Pit Out		46.743	94.7	53.436			2:27.057		7	Pit Out		48.031	72.3	52.998			3:53.311	
2	45.700		45.412	89.3	51.469	160.0	186.5	2:22.581		8	44.651		46.823	73.4	52.461	163.6	200.7	2:23.935	
3	44.934		45.545	96.7	<u>51.145</u>	165.1	<u>201.1</u>	2:21.624		9	45.463		46.485	80.3	52.023	162.9	196.7	2:23.971	
4	49.990		47.289	90.6	52.451	<u>166.7</u>	198.2	2:29.730		10	44.711		46.101	77.9	52.093	162.9	195.3	2:22.905 D	
5	<u>44.238</u>		<u>44.799</u>	<u>103.3</u>	51.870	163.6	196.0	<u>2:20.907</u>		11	44.661		45.877	76.3	51.785	163.6	192.2	2:22.323	
6	52.236		52.949	74.5	Pit In	161.4	179.4	2:50.915		12	45.314		45.628	78.5	51.748	164.4	196.0	2:22.690	

74 CHILES-CHILES JR									AC Cobra 289										
lap	Sect-1	Speed	Sect-2	Speed	Sect-3	Speed	TopSpeed	laptime	pit	lap	Sect-1	Speed	Sect-2	Speed	Sect-3	Speed	Topspeed	laptime	pit
1	Pit Out		50.536	83.9	54.783			2:34.004		7	40.685		41.117	89.7	<u>47.747</u>	189.5	229.8	2:09.549	
2	46.318		45.821	89.6	50.535	178.2	188.2	2:22.674		8	42.852		43.955	91.0	48.810	192.5	228.3	2:15.617	
3	43.151		44.752	<u>92.9</u>	50.360	185.6	189.5	2:18.263		9	40.823		41.715	88.5	48.960	192.5	<u>233.8</u>	2:11.498	
4	43.000		44.430	82.2	49.733	186.5	200.0	2:17.163		10	40.147		41.359	91.8	48.699	190.5	230.8	2:10.205	
5	45.411		45.430	76.4	Pit In	186.5	199.3	2:36.920		11	<u>39.780</u>		<u>40.930</u>	89.6	47.930	192.5	<u>233.8</u>	<u>2:08.640</u>	
6	Pit Out		44.234	79.4	49.348			8:47.845		12									

84 JONES-ATKINSON									Lotus Elan 26 R										
lap	Sect-1	Speed	Sect-2	Speed	Sect-3	Speed	TopSpeed	laptime	pit	lap	Sect-1	Speed	Sect-2	Speed	Sect-3	Speed	Topspeed	laptime	pit
1	Pit Out		47.627	89.8	51.940			2:25.286		7	44.126		44.076	99.8	49.806	<u>176.5</u>	213.4	2:18.008 D	
2	45.472		46.088	98.1	Pit In	163.6	199.6	2:32.708		8	<u>42.198</u>		43.222	90.2	50.260	175.6	<u>214.3</u>	2:15.680	
3	Pit Out		44.038	83.1	51.269			3:47.849		9	42.464		<u>42.837</u>	94.3	<u>49.378</u>	173.1	213.0	<u>2:14.679</u>	
4	42.998		43.621	92.9	50.685	173.1	205.3	2:17.304		10	43.683		43.278	88.5	49.546	<u>176.5</u>	191.5	2:16.507	
5	46.579		43.636	99.1	Pit In	173.9	182.1	2:28.308		11	42.295		43.907	91.8	Pit In	<u>176.5</u>	213.0	2:25.731	
6	Pit Out		42.958	<u>101.0</u>	49.766			3:12.578		12									

122 FINBURGH-CROSTHWAITE									Lola Mk 1										
lap	Sect-1	Speed	Sect-2	Speed	Sect-3	Speed	TopSpeed	laptime	pit	lap	Sect-1	Speed	Sect-2	Speed	Sect-3	Speed	Topspeed	laptime	pit
1	Pit Out		49.326	89.6	54.272			2:30.363		7	43.941		44.619	84.8	51.618	163.6	194.9	2:20.178	
2	48.027		46.563	93.8	52.299	155.2	189.8	2:26.889		8	44.122		45.505	89.3	51.723	164.4	<u>197.4</u>	2:21.350	
3	45.623		45.380	87.9	51.230	163.6	195.3	2:22.233		9	44.080		44.034	93.3	Pit In	165.1	196.7	2:28.977	
4	44.676		46.605	85.8	52.202	166.7	196.4	2:23.483		10	Pit Out		44.656	<u>106.4</u>	50.373			4:06.712	
5	45.911		46.918	86.6	53.049	165.9	196.4	2:25.878		11	43.197		43.895	103.9	50.987	164.4	195.3	2:18.079	
6	44.303		47.099	86.2	51.284	164.4	195.7	2:22.686		12	<u>42.715</u>		<u>43.766</u>	105.9	<u>49.321</u>	<u>167.4</u>	197.1	<u>2:15.802</u>	

134 NEWALL-MARCAIS-FINBURGH									Jaguar XK120										
lap	Sect-1	Speed	Sect-2	Speed	Sect-3	Speed	TopSpeed	laptime	pit	lap	Sect-1	Speed	Sect-2	Speed	Sect-3	Speed	Topspeed	laptime	pit
1	Pit Out		51.220	<u>85.8</u>	53.724			2:29.739		7	<u>45.940</u>		48.317	82.4	55.988	170.6	197.1	2:30.245	



ALGARVE CLASSIC FESTIVAL 2023

GT & SPORTS CAR CUP

26 - 29 October 2023

Laps and Sector Times - Qualifying - 40min.

Autodromo Internacional Algarve - 4652mtr.

2	46.186	49.375	83.2	54.324	170.6	185.9	2:29.885	8	46.719	48.543	81.7	55.807	169.0	181.5	2:31.069
3	46.109	49.217	80.2	55.413	169.8	192.9	2:30.739	9	47.573	49.035	73.9	Pit In	165.9	167.4	2:43.631
4	46.307	49.002	75.2	54.405	169.0	185.2	2:29.714	10	Pit Out	<u>45.931</u>	82.3	<u>51.681</u>			4:04.908
5	46.216	51.880	74.9	54.770	168.2	188.5	2:32.866	11	47.035	46.806	77.5	54.101	<u>171.4</u>	<u>206.5</u>	<u>2:27.942</u>
6	46.123	48.656	85.1	54.225	170.6	195.7	2:29.004	12							

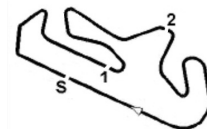
144 POCHCI OL-HANSON								Jaguar E-Type											
lap	Sect-1	Speed	Sect-2	Speed	Sect-3	Speed	TopSpeed	laptime	pit	lap	Sect-1	Speed	Sect-2	Speed	Sect-3	Speed	Topspeed	laptime	pit
1	Pit Out		46.729	91.2	55.181			2:24.159		5	48.551		49.438	87.2	Pit In	174.8	182.4	2:42.263	
2	43.160		43.621	96.1	50.320	174.8	206.1	2:17.101		6	Pit Out		1:02.245	73.4	1:06.503			6:48.359	
3	<u>42.506</u>		43.901	<u>100.5</u>	50.633	<u>176.5</u>	<u>218.2</u>	2:17.040		7	55.348		50.246	82.8	59.809	107.1	120.9	2:45.403	
4	43.186		<u>43.270</u>	99.6	<u>50.145</u>	<u>176.5</u>	213.0	<u>2:16.601</u>		8	53.520		52.179	77.0	Pit In	126.3	133.2	2:58.635	

152 SPIERS-GREENSALL								Lister Knobbly											
lap	Sect-1	Speed	Sect-2	Speed	Sect-3	Speed	TopSpeed	laptime	pit	lap	Sect-1	Speed	Sect-2	Speed	Sect-3	Speed	Topspeed	laptime	pit
1	Pit Out		45.382	86.1	51.677			2:25.050		7	40.495		42.682	100.6	<u>49.056</u>	192.5	<u>234.8</u>	2:12.233	
2	42.577		42.813	99.6	49.193	181.8	212.6	2:14.583		8	41.361		45.993	87.0	50.175	193.5	216.9	2:17.529	
3	41.325		42.484	97.2	49.249	190.5	219.1	2:13.058		9	41.093		<u>41.375</u>	<u>105.8</u>	49.298	<u>194.6</u>	230.8	2:11.766	
4	41.801		47.444	88.1	Pit In	190.5	213.4	2:30.113		10	40.866		43.075	90.7	Pit In	192.5	227.8	2:28.397	
5	Pit Out		43.534	94.7	50.641			4:59.237		11	Pit Out		43.338	91.5	49.785			4:30.592	
6	<u>40.450</u>		41.618	99.8	49.690	189.5	226.4	<u>2:11.758</u>		12									

153 GRANT-HALES								TVR											
lap	Sect-1	Speed	Sect-2	Speed	Sect-3	Speed	TopSpeed	laptime	pit	lap	Sect-1	Speed	Sect-2	Speed	Sect-3	Speed	Topspeed	laptime	pit
1	Pit Out		53.646	72.9	Pit In			2:56.798		7	50.536		52.271	86.3	Pit In	155.8	184.6	2:58.071	
2	Pit Out		49.447	88.7	55.034			3:31.855		8	Pit Out		46.831	81.3	51.412			4:04.012	
3	48.329		49.833	77.0	54.974	154.5	185.2	2:33.136		9	44.389		45.340	<u>90.8</u>	52.140	162.2	199.6	2:21.869	
4	48.672		49.124	80.5	56.501	155.8	186.9	2:34.297		10	<u>43.354</u>		45.703	81.5	51.673	162.2	<u>202.2</u>	2:20.730	
5	47.316		48.856	81.8	55.112	155.8	192.5	2:31.284		11	44.215		<u>44.887</u>	86.7	<u>50.668</u>	164.4	201.5	<u>2:19.770</u>	
6	46.984		48.872	89.2	54.866	157.9	191.5	2:30.722		12									

155 MELLING-MINSHAW								Jaguar E-Type											
lap	Sect-1	Speed	Sect-2	Speed	Sect-3	Speed	TopSpeed	laptime	pit	lap	Sect-1	Speed	Sect-2	Speed	Sect-3	Speed	Topspeed	laptime	pit
1	Pit Out		43.789	101.7	48.194			2:15.971		7	Pit Out		50.534	79.5	55.521			4:28.779	
2	<u>40.059</u>		41.576	103.1	<u>47.703</u>	<u>193.5</u>	227.8	<u>2:09.338</u>		8	47.671		48.099	90.1	54.295	173.9	172.8	2:30.065	
3	40.814		41.027	106.2	47.911	<u>193.5</u>	225.0	2:09.752		9	46.977		47.201	92.5	53.774	174.8	166.4	2:27.952	
4	40.193		42.843	100.8	48.412	191.5	<u>230.3</u>	2:11.448		10	47.847		48.183	85.3	55.047	177.3	167.2	2:31.077	
5	40.192		<u>40.909</u>	<u>107.4</u>	48.382	191.5	<u>230.3</u>	2:09.483		11	45.914		46.596	88.2	53.500	179.1	165.6	2:26.010	
6	45.601		46.771	85.3	Pit In	192.5	172.5	2:35.478		12	45.874		47.666	94.8	53.354	178.2	168.2	2:26.894	

157 EMBERSON-GREENSALL								Morgan Plus 4											
lap	Sect-1	Speed	Sect-2	Speed	Sect-3	Speed	TopSpeed	laptime	pit	lap	Sect-1	Speed	Sect-2	Speed	Sect-3	Speed	Topspeed	laptime	pit
1	Pit Out		48.623		54.001			2:26.716		7	46.561		47.889		52.764	158.6	193.5	2:27.214	
2	47.059		46.013		52.506	157.2	186.5	2:25.578		8	45.757		47.900		52.828	160.0	188.5	2:26.485	
3	<u>44.270</u>		<u>45.136</u>		<u>51.165</u>	162.2	196.7	<u>2:20.571</u>		9	46.210		46.540		52.349	159.3	195.3	2:25.099	
4	44.627		45.205		Pit In	<u>169.0</u>	<u>199.3</u>	2:30.173		10	45.598		46.604		52.958	159.3	189.1	2:25.160	
5	Pit Out		54.053		55.944			4:46.436		11	45.504		47.603		51.848	158.6	187.8	2:24.955	
6	47.668		47.923		53.357	159.3	188.2	2:28.948		12									



ALGARVE CLASSIC FESTIVAL 2023

GT & SPORTS CAR CUP

26 - 29 October 2023

Laps and Sector Times - Qualifying - 40min.

Autodromo Internacional Algarve - 4652mtr.

161 GANN-BELLINGER										Morgan Plus 4 SLR										
lap	Sect-1	Speed	Sect-2	Speed	Sect-3	Speed	TopSpeed	laptime	pit	lap	Sect-1	Speed	Sect-2	Speed	Sect-3	Speed	Topspeed	laptime	pit	
1	Pit Out		51.246	80.8	56.438			2:35.352		5	Pit Out		44.982	95.5	52.249				3:34.307	
2	50.069		50.016	86.9	54.278	154.5	146.5	2:34.363		6	43.702		44.672	92.5	51.048	163.6	202.2	2:19.422		
3	47.929		48.382	87.9	53.986	159.3	186.5	2:30.297		7	<u>43.542</u>		<u>44.059</u>	<u>106.1</u>	<u>50.815</u>	162.2	200.4	<u>2:18.416</u>		
4	48.411		48.581	86.4	Pit In	159.3	162.7	2:41.899		8	43.858		44.277	99.8	Pit In	162.9	201.1	2:29.972		

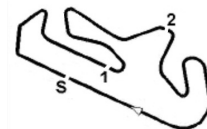
169 MAERS-MAEERS-MARTIN										Cooper Monaco T49									
lap	Sect-1	Speed	Sect-2	Speed	Sect-3	Speed	TopSpeed	laptime	pit	lap	Sect-1	Speed	Sect-2	Speed	Sect-3	Speed	Topspeed	laptime	pit
1	Pit Out		46.539	86.1	48.340			2:17.908		8	41.462		48.542	<u>102.4</u>	49.872	181.8	217.3	2:19.876	
2	40.752		<u>40.675</u>	96.1	46.803	181.8	217.3	<u>2:08.230</u>		9	42.588		42.077	101.4	49.026	181.8	219.5	2:13.691	
3	40.381		41.919	95.7	<u>46.756</u>	<u>184.6</u>	220.9	2:09.056		10	42.254		42.618	94.4	Pit In	180.9	222.2	2:23.503	
4	41.131		41.439	91.4	46.881	183.7	<u>223.6</u>	2:09.451		11	Pit Out		43.012	92.9	48.722			3:15.526	
5	<u>40.051</u>		44.404	92.4	Pit In	<u>184.6</u>	<u>223.6</u>	2:20.019		12	41.129		44.386	81.6	49.369	173.9	218.2	2:14.884	
6	Pit Out		42.551	100.9	49.646			3:16.550		13	41.949		42.963	94.2	Pit In	179.1	223.1	2:20.077	
7	42.404		43.047	97.3	49.882	180.9	217.3	2:15.333		14									

195 SILVA-SILVA-JORGE										Cobra 289									
lap	Sect-1	Speed	Sect-2	Speed	Sect-3	Speed	TopSpeed	laptime	pit	lap	Sect-1	Speed	Sect-2	Speed	Sect-3	Speed	Topspeed	laptime	pit
1	Pit Out		48.909	85.9	54.230			2:29.449		7	42.831		42.214	<u>101.6</u>	49.327	183.7	212.2	2:14.372	
2	47.989		46.512	98.7	52.362	181.8	134.8	2:26.863		8	41.565		42.200	96.4	Pit In	187.5	205.7	2:25.819	
3	43.587		45.618	95.8	51.584	184.6	206.9	2:20.789		9	Pit Out		44.289	91.7	49.724			3:26.110	
4	43.902		45.713	85.6	51.850	184.6	212.6	2:21.465		10	41.271		42.240	91.8	48.379	188.5	212.2	2:11.890	
5	43.786		46.527	98.7	Pit In	185.6	<u>219.1</u>	2:30.104		11	<u>40.500</u>		42.027	94.3	48.222	191.5	218.6	2:10.749	
6	Pit Out		42.761	96.3	49.948			4:17.153		12	40.752		<u>41.540</u>	93.6	<u>48.067</u>	<u>193.5</u>	197.8	<u>2:10.359</u>	

252 SAUTTER-NEWALL										Jaguar E-Type									
lap	Sect-1	Speed	Sect-2	Speed	Sect-3	Speed	TopSpeed	laptime	pit	lap	Sect-1	Speed	Sect-2	Speed	Sect-3	Speed	Topspeed	laptime	pit
1	Pit Out		51.543	75.0	57.404			2:35.758		7	44.012		45.182	81.6	51.401	176.5	208.5	2:20.595	
2	46.884		47.107	83.7	54.344	163.6	188.2	2:28.335		8	46.811		46.683	84.3	Pit In	178.2	188.8	2:33.743	
3	45.752		46.994	76.8	53.872	176.5	189.5	2:26.618		9	Pit Out		<u>41.183</u>	<u>93.8</u>	48.369			3:17.275	
4	44.640		45.305	85.9	52.631	169.8	200.7	2:22.576		10	<u>40.435</u>		41.484	88.8	48.634	185.6	<u>228.8</u>	<u>2:10.553</u>	
5	44.562		45.458	92.6	52.256	173.1	203.8	2:22.276		11	40.764		42.463	<u>93.8</u>	48.480	184.6	218.6	2:11.707	
6	44.525		48.374	87.5	52.270	180.0	182.1	2:25.169		12	41.270		42.333	88.3	<u>48.009</u>	184.6	221.8	2:11.612	

511 TEBBIT-HICKS										MG B									
lap	Sect-1	Speed	Sect-2	Speed	Sect-3	Speed	TopSpeed	laptime	pit	lap	Sect-1	Speed	Sect-2	Speed	Sect-3	Speed	Topspeed	laptime	pit
1	Pit Out		55.596	80.5	58.935			2:45.566		7	50.351		55.175	71.7	Pit In	151.9	168.8	2:55.331	
2	49.040		52.377	89.0	57.043	151.3	176.5	2:38.460		8	Pit Out		47.758	92.5	54.782			4:42.475	
3	51.487		51.060	79.3	57.637	150.0	174.8	2:40.184		9	45.947		47.840	<u>100.3</u>	53.298	154.5	179.7	2:27.085	
4	51.860		53.485	74.1	57.410	146.3	169.0	2:42.755		10	<u>45.748</u>		<u>46.183</u>	96.8	54.293	155.2	180.6	2:26.224	
5	48.854		51.465	71.7	56.397	152.5	<u>180.9</u>	2:36.716		11	46.023		46.989	97.3	<u>53.153</u>	156.5	178.2	<u>2:26.165</u>	
6	49.419		52.805	72.7	56.468	150.6	175.3	2:38.692		12									

911 TOGNOLA-MONK										Porsche 911									
lap	Sect-1	Speed	Sect-2	Speed	Sect-3	Speed	TopSpeed	laptime	pit	lap	Sect-1	Speed	Sect-2	Speed	Sect-3	Speed	Topspeed	laptime	pit
1	Pit Out		47.928	87.9	52.627			2:27.357		7	50.032		50.668	82.3	55.808	160.7	171.7	2:36.508	



ALGARVE CLASSIC FESTIVAL 2023

GT & SPORTS CAR CUP

26 - 29 October 2023

Laps and Sector Times - Qualifying - 40min.

Autodromo Internacional Algarve - 4652mtr.

2	45.098	45.652	84.0	52.106	169.8	197.8	2:22.856	8	48.505	49.224	85.2	55.330	164.4	168.0	2:33.059
3	43.794	<u>44.752</u>	<u>96.3</u>	52.876	168.2	206.1	2:21.422	9	48.451	49.872	79.8	55.504	164.4	171.2	2:33.827
4	43.650	44.823	90.6	<u>52.052</u>	168.2	<u>210.5</u>	<u>2:20.525</u>	10	49.350	49.407	74.1	54.911	165.1	167.2	2:33.668
5	<u>43.552</u>	44.883	92.5	Pit In	<u>170.6</u>	206.9	2:41.027	11	48.642	50.056	78.3	54.950	164.4	164.6	2:33.648
6	Pit Out	51.222	75.9	55.803			5:40.038	12							