



Turbo Racing CUP 2022

Igora Drive

Practice / Qual run

27 August 2022

Laps and Sector Times - TRC PRO / Turbo Racing Cup 1

- 5196 mtr.

7										Bmw m2c									
lap	Sect-1	Speed	Sect-2	Speed	Sect-3	Speed	TopSpeed	laptime	pit	lap	Sect-1	Speed	Sect-2	Speed	Sect-3	Speed	Topspeed	laptime	pit
1	Pit Out		54.885		1:04.816			3:25.849		6	Pit Out		43.240		45.467			21:52.787	
2	1:03.009		45.005		49.113		150.3	2:37.127		7	52.242		42.229		44.098		<u>227.8</u>	2:18.569	
3	1:05.031		44.029		45.867		147.8	2:34.927		8	<u>51.874</u>		42.995		44.086			2:18.955	
4	52.494		<u>42.025</u>		<u>43.469</u>		227.1	<u>2:17.988</u>		9	1:03.132		50.396		Pit In		223.9	3:02.492	
5	53.571		43.815		Pit In		222.2	2:39.995		10									

18										Renault Megane RS (III)									
lap	Sect-1	Speed	Sect-2	Speed	Sect-3	Speed	TopSpeed	laptime	pit	lap	Sect-1	Speed	Sect-2	Speed	Sect-3	Speed	Topspeed	laptime	pit
1	Pit Out		48.919		47.906			2:45.542		8	53.051		43.584		45.956		204.0	<u>2:22.591</u>	
2	1:01.728		55.267		52.185		193.0	2:49.180		9	54.056		43.853		<u>45.821</u>		205.4	2:23.730	
3	54.934		44.204		46.333		205.4	2:25.471		10	1:05.540		52.617		48.435		205.1	2:46.592	
4	53.444		45.109		55.267		205.8	2:33.820		11	52.675		<u>43.068</u>		49.619		<u>207.2</u>	2:25.362	
5	59.226		52.670		50.453		116.3	2:42.349		12	1:06.071		56.259		51.380		174.6	2:53.710	
6	03:52.051		47.348		46.575		205.2	1:05:25.974		13	1:02.500		52.389		48.167		203.4	2:43.056	
7	<u>22:16.600</u>		46.257		46.907		201.9	23:49.764		14	54.061		43.211		46.409		204.8	2:23.681	


25										Porsche Cayman S 981									
lap	Sect-1	Speed	Sect-2	Speed	Sect-3	Speed	TopSpeed	laptime	pit	lap	Sect-1	Speed	Sect-2	Speed	Sect-3	Speed	Topspeed	laptime	pit
1	Pit Out		55.752		58.230			3:15.950		7	54.256		<u>42.959</u>		<u>45.971</u>		214.0	<u>2:23.186</u>	
2	1:00.527		50.634		51.588		151.3	2:42.749		8	53.879		43.078		46.470		212.9	2:23.427	
3	19:07.750		47.136		59.258		157.5	20:54.144		9	1:04.505		1:03.736		1:02.527		212.6	3:10.768	
4	1:05.702		49.494		51.879		115.6	2:47.075		10	1:07.543		58.315		54.808		138.1	3:00.666	
5	54.447		43.951		46.458		213.4	2:24.856		11	<u>53.643</u>		44.116		46.049		212.2	2:23.808	
6	26:38.578		45.367		47.867		<u>214.9</u>	28:11.812		12	1:09.411		1:02.093		Pit In		213.5	3:30.875	

28										Honda civic (EG4)									
lap	Sect-1	Speed	Sect-2	Speed	Sect-3	Speed	TopSpeed	laptime	pit	lap	Sect-1	Speed	Sect-2	Speed	Sect-3	Speed	Topspeed	laptime	pit
1	Pit Out		56.805		58.497			3:22.725		7	59.236		52.457		49.598		194.0	2:41.291	
2	1:03.136		52.337		51.611		182.7	2:47.084		8	<u>57.658</u>		46.246		49.356		193.8	<u>2:33.260</u>	
3	38:12.542		51.378		51.873		192.2	39:55.793		9	1:02.487		<u>46.209</u>		<u>48.390</u>		193.8	2:37.086	
4	1:00.779		49.368		52.371		193.5	2:42.518		10	57.664		51.259		56.563		<u>195.7</u>	2:45.486	
5	59.160		48.227		49.354		192.0	2:36.741		11	1:02.724		46.727		Pit In		184.9	3:15.018	
6	59.348		50.739		50.282		193.5	2:40.369		12									

32										BMW M2C									
lap	Sect-1	Speed	Sect-2	Speed	Sect-3	Speed	TopSpeed	laptime	pit	lap	Sect-1	Speed	Sect-2	Speed	Sect-3	Speed	Topspeed	laptime	pit
1	Pit Out		53.362		1:00.190			3:18.040		12	<u>55.088</u>		46.596		48.582		223.2	2:30.266	
2	1:09.500		52.105		52.691		169.2	2:54.296		13	55.967		45.637		49.309		231.7	2:30.913	
3	58.951		49.292		51.780		213.1	2:40.023		14	1:14.233		1:08.024		1:08.061		<u>232.7</u>	3:30.318	
4	59.653		50.676		Pit In		219.5	2:59.375		15	56.370		46.584		47.268		176.5	2:30.222	
5	Pit Out		50.710		50.208			14:02.655		16	55.427		46.942		46.979		232.2	2:29.348	
6	57.343		47.191		48.767		228.5	2:33.301		17	1:09.874		1:06.462		1:04.432		<u>232.7</u>	3:20.768	
7	1:02.055		1:03.241		1:04.298		230.4	3:09.594		18	17:36.431		48.805		49.445		173.6	19:14.681	
8	58.432		47.699		48.981		177.7	2:35.112		19	57.216		45.721		47.342		229.2	2:30.279	
9	19:09.423		51.776		1:03.000		229.9	21:04.199		20	55.382		<u>45.327</u>		<u>46.884</u>		230.8	<u>2:27.593</u>	
10	56.533		46.767		48.189		206.1	2:31.489		21	55.243		45.588		47.013		231.0	2:27.844	
11	55.122		45.857		48.017		229.7	2:28.996		22									

33										VW Scirocco mk3									
lap	Sect-1	Speed	Sect-2	Speed	Sect-3	Speed	TopSpeed	laptime	pit	lap	Sect-1	Speed	Sect-2	Speed	Sect-3	Speed	Topspeed	laptime	pit
1	Pit Out		56.081		51.979			3:10.029		6	58.099		52.097		<u>51.089</u>		197.1	2:41.285	
2	59.265		49.865		51.331		<u>200.0</u>	<u>2:40.461</u>		7	1:08.869		1:10.355		Pit In		191.1	3:41.435	
3	<u>56.111</u>		<u>49.165</u>		Pit In		194.1	2:48.640		8	Pit Out		58.323		1:00.372			1:23:07.962	
4	Pit Out		1:12.528		Pit In			4:27.246		9	56.952		49.976		Pit In		170.3	2:54.981	
5	Pit Out		1:03.946		52.880			15:39.610		10									

37										Toyota Corolla Levin (AE101)									
lap	Sect-1	Speed	Sect-2	Speed	Sect-3	Speed	TopSpeed	laptime	pit	lap	Sect-1	Speed	Sect-2	Speed	Sect-3	Speed	Topspeed	laptime	pit
1	Pit Out		51.776		56.108			3:14.479		9	57.266		46.648		50.452		176.6	2:34.366	
2	57.647		47.586		52.596		172.8	2:37.829		10	57.681		46.901		51.181		176.7	2:35.763	
3	57.498		49.268		53.346		174.1	2:40.112		11	58.849		47.250		Pit In		156.9	2:52.484	
4	56.663		47.388		50.289		173.6	2:34.340		12	Pit Out		47.900		50.514			24:06.918	
5	55.313		48.462		49.812		176.6	2:33.587		13	<u>54.795</u>		47.193		50.932		174.5	2:32.920	
6	57.210		48.048		50.444		<u>177.4</u>	2:35.702		14	56.046		<u>46.635</u>		<u>49.060</u>		174.1	<u>2:31.741</u>	



Turbo Racing CUP 2022

Igora Drive

Practice / Qual run

27 August 2022

Laps and Sector Times - TRC PRO / Turbo Racing Cup 1

- 5196 mtr.

7	10:01.893	52.668	52.453	175.9	11:47.014	15		Pit In	Pit In	176.5	5:15.402
8	55.581	48.566	49.197	174.5	2:33.344	16					

38												Honda Civic EP1											
lap	Sect-1	Speed	Sect-2	Speed	Sect-3	Speed	TopSpeed	laptime	pit	lap	Sect-1	Speed	Sect-2	Speed	Sect-3	Speed	Topspeed	laptime	pit				
1	Pit Out		55.394		56.882			3:22.507		11	58.067		47.026		50.570		171.2	2:35.663					
2	1:02.281		54.310		53.997		168.0	2:50.588		12	57.828		48.038		50.396		170.6	2:36.262					
3	1:00.367		50.480		52.874		169.8	2:43.721		13	56.172		46.915		49.766		171.0	2:32.853					
4	15:26.008		50.535		51.338		170.0	17:07.881		14	56.286		<u>46.624</u>		49.702		171.5	<u>2:32.612</u>					
5	58.821		48.301		50.860		170.0	2:37.982		15	<u>56.144</u>		46.833		Pit In		170.8	2:56.630					
6	57.542		47.758		50.807		170.6	2:36.107		16	Pit Out		53.367		52.176			l: 24:32.899					
7	58.576		47.572		50.686		171.1	2:36.834		17	57.754		47.020		50.177		170.7	2:34.951					
8	57.128		48.273		50.228		170.1	2:35.629		18	57.062		48.333		<u>49.664</u>		170.9	2:35.059					
9	24:23.393		47.350		53.194		170.9	26:03.937		19	56.398		47.563		49.726		171.1	2:33.687					
10	57.193		51.293		50.022		<u>171.8</u>	2:38.508		20													


54												Subaru Impreza wrx sti											
lap	Sect-1	Speed	Sect-2	Speed	Sect-3	Speed	TopSpeed	laptime	pit	lap	Sect-1	Speed	Sect-2	Speed	Sect-3	Speed	Topspeed	laptime	pit				
1	Pit Out		50.184		44.545			3:00.182		9	1:08.218		43.821		44.408		217.3	2:36.447					
2	51.889		42.889		45.745		218.5	2:20.523		10	52.482		42.549		45.988		221.6	2:21.019					
3	19:55.163		44.705		44.496		217.9	21:24.364		11	1:09.269		1:01.387		Pit In		222.2	3:17.962					
4	52.848		42.534		44.624		221.3	2:20.006		12	Pit Out		45.515		46.022			l: 10:57.333					
5	54.604		53.133		45.214		221.7	2:32.951		13	<u>51.753</u>		<u>41.729</u>		43.992		218.7	<u>2:17.474</u>					
6	40:08.297		53.304		48.290		<u>222.9</u>	41:49.891		14	1:07.895		1:02.696		55.088		222.4	3:05.679					
7	58.883		46.692		44.027		136.2	2:29.602		15	1:02.811		44.163		47.862		160.6	2:34.836					
8	52.728		41.904		<u>43.570</u>		221.4	2:18.202		16													

60												F56 JCW											
lap	Sect-1	Speed	Sect-2	Speed	Sect-3	Speed	TopSpeed	laptime	pit	lap	Sect-1	Speed	Sect-2	Speed	Sect-3	Speed	Topspeed	laptime	pit				
1	Pit Out		50.773		49.462			14:25.821		9	1:10.378		1:05.989		Pit In		201.0	3:21.388					
2	57.393		46.438		47.175		191.0	2:31.006		10	Pit Out		51.096		Pit In			l: 06:39.706					
3	57.268		47.089		48.075		<u>203.7</u>	2:32.432		11	Pit Out		46.249		47.771		222.1	3:42.813					
4	57.272		46.467		47.420		190.5	2:31.159		12	<u>56.117</u>		47.301		47.541		201.1	2:30.959					
5	58.399		51.232		51.192		203.6	2:40.823		13	56.724		46.434		47.927		201.0	2:31.085					
6	11:57.984		1:01.830		51.786		202.7	13:51.600		14	56.465		46.333		<u>47.124</u>		201.2	<u>2:29.922</u>					
7	56.550		<u>45.871</u>		48.081		202.7	2:30.502		15	1:16.409		50.772		50.965		200.4	2:58.146					
8	56.218		45.893		47.823		203.1	2:29.934		16													

63												Audi RS3											
lap	Sect-1	Speed	Sect-2	Speed	Sect-3	Speed	TopSpeed	laptime	pit	lap	Sect-1	Speed	Sect-2	Speed	Sect-3	Speed	Topspeed	laptime	pit				
1	Pit Out		1:01.208		49.698			3:10.201		7	53.387		<u>43.499</u>		45.480		223.1	2:22.366					
2	53.602		44.610		46.087		224.2	2:24.299		8	1:19.546		1:24.566		58.701		222.1	3:42.813					
3	1:07.337		1:06.084		1:03.743		223.2	3:17.164		9	53.818		43.545		45.418		219.8	2:22.781					
4	54.291		43.856		45.929		224.4	2:24.076		10	1:24.731		1:11.346		Pit In		220.4	3:50.953					
5	1:13.418		58.769		Pit In		<u>224.7</u>	3:28.452		11	Pit Out		44.946		46.247			33:41.479					
6	Pit Out		1:00.845		51.329			32:48.324		12	<u>52.752</u>		43.566		<u>44.629</u>		219.8	<u>2:20.947</u>					

80												Subaru BRZ											
lap	Sect-1	Speed	Sect-2	Speed	Sect-3	Speed	TopSpeed	laptime	pit	lap	Sect-1	Speed	Sect-2	Speed	Sect-3	Speed	Topspeed	laptime	pit				
1	Pit Out		45.413		50.884			2:53.172		7	1:02.449		1:04.441		Pit In		189.1	3:39.647					
2	54.244		45.509		50.343		171.3	2:30.096		8	Pit Out		44.293		54.825			24:37.211					
3	53.426		45.088		47.620		187.1	2:26.134		9	<u>52.445</u>		43.403		46.336		191.7	2:22.184					
4	1:16.176		1:14.764		Pit In		185.6	4:01.631		10	53.002		46.037		50.994		192.3	2:30.033					
5	Pit Out		44.416		50.592			l:36:57.061		11	52.984		<u>43.103</u>		<u>45.918</u>		<u>193.5</u>	<u>2:22.005</u>					
6	52.967		44.083		47.405		188.7	2:24.455		12													

82												Impreza STi											
lap	Sect-1	Speed	Sect-2	Speed	Sect-3	Speed	TopSpeed	laptime	pit	lap	Sect-1	Speed	Sect-2	Speed	Sect-3	Speed	Topspeed	laptime	pit				
1	Pit Out		47.555		48.019			2:59.844		11	1:05.363		1:03.770		52.782		210.8	3:01.915					
2	55.220		44.193		47.247		210.0	2:26.660		12	53.449		52.595		Pit In		211.3	3:00.764					
3	37:05.440		50.335		48.171		210.1	38:43.946		13	Pit Out		48.634		47.380			6:31.559					
4	53.315		43.856		46.044		211.4	2:23.215		14	53.026		44.149		45.824		210.8	2:22.999					
5	1:26.481		1:02.401		54.740		<u>212.2</u>	3:23.622		15	1:21.779		1:01.145		50.980		203.6	3:13.904					
6	53.090		56.368		50.515		211.7	2:39.973		16	18:46.208		57.649		54.300		211.6	20:38.157					
7	55.497		56.930		51.343		211.4	2:43.770		17	<u>52.816</u>		<u>43.443</u>		<u>45.804</u>		210.8	<u>2:22.063</u>					
8	53.408		44.921		Pit In		211.9	2:52.730		18	1:07.400		58.008		58.494		211.6	3:03.902					
9	Pit Out		52.632		52.117			l:00:49.655		19	58.692		59.779		Pit In		211.1	3:24.213					



Turbo Racing CUP 2022 Igora Drive

Practice / Qual run

27 August 2022

Laps and Sector Times - TRC PRO / Turbo Racing Cup 1

- 5196 mtr.

10	53.181	43.953	45.812	208.8	2:22.946	20			
----	--------	--------	--------	-------	----------	----	--	--	--

83							BMW M2												
lap	Sect-1	Speed	Sect-2	Speed	Sect-3	Speed	TopSpeed	laptime	pit	lap	Sect-1	Speed	Sect-2	Speed	Sect-3	Speed	Topspeed	laptime	pit
1	Pit Out		43.967		44.308			2:40.450		7	1:00.492		1:05.528		Pit In		225.1	3:06.701	
2	50.618		<u>42.232</u>		44.307		225.1	2:17.157		8	Pit Out		47.417		45.748			22:20.721	
3	51.440		48.843		Pit In		<u>226.3</u>	2:36.865		9	<u>50.568</u>		42.662		<u>43.228</u>		225.7	<u>2:16.458</u>	
4	Pit Out		50.351		49.345			1:04:56.556		10	50.990		42.568		44.452		225.4	2:18.010	
5	54.898		54.978		46.046		225.7	2:35.922		11	1:07.203		55.401		Pit In		224.1	3:07.216	
6	51.120		44.190		43.506		225.9	2:18.816		12									



90							Subaru Impreza WRX												
lap	Sect-1	Speed	Sect-2	Speed	Sect-3	Speed	TopSpeed	laptime	pit	lap	Sect-1	Speed	Sect-2	Speed	Sect-3	Speed	Topspeed	laptime	pit
1	Pit Out		52.653		55.317			3:06.267		9	1:17.884		1:12.472		1:02.230		200.6	3:32.586	
2	1:01.552		46.994		50.591		187.9	2:39.137		10	<u>55.417</u>		<u>45.735</u>		50.062		202.0	2:31.214	
3	1:05.885		56.328		59.384		205.1	3:01.597		11	1:09.046		1:04.731		57.246		194.0	3:11.023	
4	56.009		45.879		<u>48.576</u>		<u>207.3</u>	<u>2:30.464</u>		12	1:00.219		1:10.625		56.178		202.3	3:07.022	
5	1:09.292		59.860		1:01.382		202.7	3:10.534		13	55.773		47.894		51.201		201.2	2:34.868	
6	40:31.788		57.273		57.218		196.4	42:26.279		14	05:29.641		1:03.254		1:05.333		183.4	1:07:38.228	
7	55.487		52.656		1:11.251		206.5	2:59.394		15	59.662		46.516		50.420		180.8	2:36.598	
8	1:00.141		47.538		49.553		199.2	2:37.232		16	57.338		46.312		49.949		195.2	2:33.599	

94							Citroen DS3												
lap	Sect-1	Speed	Sect-2	Speed	Sect-3	Speed	TopSpeed	laptime	pit	lap	Sect-1	Speed	Sect-2	Speed	Sect-3	Speed	Topspeed	laptime	pit
1	Pit Out		<u>51.683</u>		54.969			3:04.706		6	1:02.165		52.380		Pit In		158.6	3:06.123	
2	1:04.474		52.334		56.166		162.4	2:52.974		7	Pit Out		55.402		54.956			9:08.806	
3	1:01.444		53.710		56.174		<u>165.0</u>	2:51.328		8	<u>1:00.481</u>		52.162		56.153		164.4	<u>2:48.796</u>	
4	1:01.345		55.124		Pit In		154.8	3:16.701		9	1:08.888		54.975		1:01.499		163.9	3:05.362	
5	Pit Out		53.238		<u>53.750</u>			45:47.778		10	1:00.531		52.246		57.426		158.0	2:50.203	

108							Subaru Forester sg5												
lap	Sect-1	Speed	Sect-2	Speed	Sect-3	Speed	TopSpeed	laptime	pit	lap	Sect-1	Speed	Sect-2	Speed	Sect-3	Speed	Topspeed	laptime	pit
1	Pit Out		50.619		52.668			3:00.470		11	54.753		44.861		46.818		202.9	2:26.432	
2	1:01.439		50.114		48.684		204.0	2:40.237		12	1:13.038		1:06.533		47.834		207.2	3:07.405	
3	23:47.322		54.040		56.000		207.2	25:37.362		13	55.908		45.465		49.341		205.9	2:30.714	
4	21:07.695		52.144		47.727		183.3	22:47.566		14	56.539		<u>44.721</u>		50.567		205.1	2:31.827	
5	55.831		46.004		58.406		206.5	2:40.241		15	1:14.076		1:09.320		58.585		127.7	3:21.981	
6	1:06.861		53.466		Pit In		206.5	3:13.951		16	<u>17:19.244</u>		46.498		46.290		207.9	18:52.032	
7	Pit Out		48.804		48.065			30:42.535		17	55.466		45.315		51.903		208.6	2:32.684	
8	54.673		44.841		46.711		208.1	2:26.225		18	1:05.816		1:07.172		55.801		169.9	3:08.789	
9	1:06.792		1:00.506		50.500		206.8	2:57.798		19	54.533		44.911		<u>45.907</u>		<u>210.8</u>	<u>2:25.351</u>	
10	27:38.257		1:01.681		51.875		206.6	29:31.813		20									

109							Lada Granta S1600												
lap	Sect-1	Speed	Sect-2	Speed	Sect-3	Speed	TopSpeed	laptime	pit	lap	Sect-1	Speed	Sect-2	Speed	Sect-3	Speed	Topspeed	laptime	pit
1	Pit Out		52.309		58.804			3:13.090		16	1:00.909		50.108		54.332		153.4	2:45.349	
2	58.098		50.672		54.045		153.8	2:42.815		17	57.443		50.579		53.322		151.0	2:41.344	
3	57.501		49.637		52.294		152.0	2:39.432		18	<u>56.242</u>		48.888		53.585		156.9	2:38.715	
4	58.329		49.392		52.631		154.3	2:40.352		19	57.548		<u>48.531</u>		51.614		159.6	<u>2:37.693</u>	
5	57.171		49.252		51.931		154.2	2:38.354		20	1:07.022		1:02.072		Pit In		151.2	3:24.404	
6	17:39.118		54.948		52.958		155.2	19:27.024		21	Pit Out		56.886		56.844			24:41.321	
7	59.588		50.777		52.440		151.0	2:42.805		22	58.211		50.653		52.197		152.6	2:41.061	
8	58.783		49.720		52.565		150.7	2:41.068		23	58.861		49.962		52.514		152.9	2:41.337	
9	10:01.225		50.547		52.191		148.1	11:43.963		24	58.605		50.044		51.845		151.2	2:40.494	
10	58.499		50.322		51.829		160.0	2:40.650		25	1:09.836		1:14.506		Pit In		155.4	3:42.420	
11	58.207		50.287		51.326		152.3	2:39.820		26	Pit Out		56.930		55.632			27:48.620	
12	59.217		50.036		Pit In		149.0	2:54.720		27	59.343		58.598		58.814		140.1	2:56.755	
13	Pit Out		51.365		51.426			22:45.362		28	58.816		49.535		52.271		141.8	2:40.622	
14	57.722		50.149		51.826		155.9	2:39.697		29	58.293		48.961		<u>50.902</u>		150.6	2:38.156	
15	58.030		48.711		51.914		157.8	2:38.655		30									

111							Porsche Cayman S												
lap	Sect-1	Speed	Sect-2	Speed	Sect-3	Speed	TopSpeed	laptime	pit	lap	Sect-1	Speed	Sect-2	Speed	Sect-3	Speed	Topspeed	laptime	pit
1	Pit Out		48.245		49.855			14:35.710		13	<u>53.592</u>		46.478		47.659		226.9	2:27.729	
2	56.689		47.213		47.559		228.0	2:31.461		14	1:08.633		1:01.547		54.193		209.7	3:04.373	
3	57.525		46.729		47.363		228.3	2:31.617		15	54.076		52.879		55.338		228.3	2:42.293	
4	55.999		47.459		51.389		228.7	2:34.847		16	29:14.882		55.796		54.969		227.3	31:05.647	



Turbo Racing CUP 2022

Igora Drive

Practice / Qual run

27 August 2022

Laps and Sector Times - TRC PRO / Turbo Racing Cup 1

- 5196 mtr.



5	1:08.396	1:01.021	53.014	145.7	3:02.431	17	55.120	46.295	46.552	229.5	2:27.967
6	20:55.940	57.810	52.396	230.2	22:46.146	18	55.283	46.592	46.194	226.4	2:28.069
7	56.272	45.695	46.665	230.2	2:28.632	19	54.938	45.071	<u>45.047</u>	224.9	2:25.056
8	55.752	45.806	46.851	226.8	2:28.409	20	1:09.732	1:04.314	1:09.265	221.7	3:23.311
9	1:17.945	58.420	55.210	220.9	3:11.575	21	20:28.890	50.914	52.098	114.2	22:11.902
10	54.583	49.273	Pit In	228.8	2:54.596	22	55.253	55.675	55.771	230.2	2:46.699
11	Pit Out	1:08.412	52.563		21:17.959	23	54.381	45.788	46.113	227.6	2:26.282
12	54.098	<u>44.978</u>	45.956	<u>231.3</u>	<u>2:25.032</u>	24	1:09.670	1:09.287	1:01.082	227.1	3:20.039

116										Renault Megane									
lap	Sect-1	Speed	Sect-2	Speed	Sect-3	Speed	TopSpeed	laptime	pit	lap	Sect-1	Speed	Sect-2	Speed	Sect-3	Speed	Topspeed	laptime	pit
1	Pit Out		48.625		46.442			3:07.866		7	54.890		44.069		49.239		201.1	2:28.198	
2	52.596		44.141		47.897		<u>204.1</u>	2:24.634		8	59.940		44.765		Pit In		122.1	2:44.663	
3	<u>52.258</u>		43.834		46.785		201.5	2:22.877		9	Pit Out		45.961		49.262			33:56.960	
4	56.389		46.723		Pit In		199.6	2:40.990		10	57.575		<u>43.155</u>		49.578		167.3	2:30.308	
5	Pit Out		44.047		46.969			28:40.764		11	53.655		44.345		Pit In		203.7	2:44.450	
6	53.617		43.182		<u>45.813</u>		201.8	<u>2:22.612</u>		12									

126										Lamborghini gallardo									
lap	Sect-1	Speed	Sect-2	Speed	Sect-3	Speed	TopSpeed	laptime	pit	lap	Sect-1	Speed	Sect-2	Speed	Sect-3	Speed	Topspeed	laptime	pit
1	Pit Out		1:01.203		51.730			3:03.989		13	46.802		37.959		38.098		243.5	2:02.859	
2	16:15.550		39.934		39.551		237.2	17:35.035		14	46.597		37.416		38.917		241.5	2:02.930	
3	47.084		39.399		40.662		239.4	2:07.145		15	47.837		37.800		38.497		241.9	2:04.134	
4	46.260		38.046		38.775		238.9	2:03.081		16	45.462		38.783		38.668		240.6	2:02.913	
5	45.351		38.038		38.458		240.4	2:01.847		17	46.902		38.770		38.538		240.8	2:04.210	
6	46.337		41.317		Pit In		241.4	2:30.209		18	47.384		38.507		39.994		240.8	2:05.885	
7	Pit Out		39.392		39.139			16:23.139		19	45.788		38.251		Pit In		240.4	2:14.083	
8	44.314		36.491		37.917		243.5	1:58.722		20	Pit Out		39.479		39.749			18:48.949	
9	44.045		35.965		Pit In		244.3	2:13.451		21	44.816		37.056		39.776		240.8	2:01.648	
10	Pit Out		37.862		39.449			16:26.971		22	44.867		35.564		37.531		221.6	1:57.962	
11	44.021		36.377		38.276		241.2	1:58.674		23	44.517		35.502		37.958		<u>245.9</u>	1:57.977	
12	27:30.616		39.210		38.954		241.9	28:48.780		24	<u>43.984</u>		<u>35.179</u>		<u>37.022</u>		244.3	<u>1:56.185</u>	

127										Mercedes Benz AMG GT4									
lap	Sect-1	Speed	Sect-2	Speed	Sect-3	Speed	TopSpeed	laptime	pit	lap	Sect-1	Speed	Sect-2	Speed	Sect-3	Speed	Topspeed	laptime	pit
1	Pit Out		41.060		40.731			2:18.066		20	48.698		42.746		Pit In		230.8	2:26.261	
2	47.509		38.671		40.257		230.6	2:06.437		21	Pit Out		38.568		39.599			30:25.872	
3	46.991		39.146		40.396		231.7	2:06.533		22	46.662		38.263		40.229		229.9	2:05.154	
4	46.603		38.347		40.142		230.2	2:05.092		23	46.944		38.164		<u>39.411</u>		230.2	2:04.519	
5	46.892		38.907		39.901		230.6	2:05.700		24	47.521		39.097		39.479		231.3	2:06.097	
6	47.730		38.472		39.677		<u>233.5</u>	2:05.879		25	47.229		38.970		39.884		231.3	2:06.083	
7	12:40.769		41.077		42.519		231.7	14:04.365		26	47.349		38.871		39.680		233.1	2:05.900	
8	48.239		38.862		43.000		229.9	2:10.101		27	46.914		38.256		41.392		231.3	2:06.562	
9	2:19.450		46.626		Pit In		231.0	4:05.595		28	46.062		<u>37.637</u>		40.447		229.7	2:04.146	
10	Pit Out		45.103		45.703			5:46.063		29	<u>46.009</u>		39.455		39.919		230.1	2:05.383	
11	30:30.089		39.475		39.716		212.5	31:49.280		30	46.847		38.532		39.640		230.1	2:05.019	
12	46.412		38.225		40.607		231.8	2:05.244		31	46.610		37.836		39.678		230.6	<u>2:04.124</u>	
13	47.105		38.098		39.813		231.0	2:05.016		32	48.213		37.801		40.423		232.7	2:06.437	
14	46.701		38.199		40.544		230.8	2:05.444		33	16:24.281		40.614		42.531		231.1	17:47.426	
15	46.974		38.959		Pit In		230.4	2:17.714		34	47.036		39.686		40.923		229.5	2:07.645	
16	Pit Out		40.091		45.627			6:20.569		35	50.808		42.472		42.701		224.9	2:15.981	
17	47.206		38.579		40.318		231.0	2:06.103		36	47.029		38.743		40.268		229.2	2:06.040	
18	47.553		39.616		40.502		229.0	2:07.671		37	47.827		38.607		40.766		231.1	2:07.200	
19	46.910		38.744		40.216		231.1	2:05.870		38									

138										Mazda MX-5									
lap	Sect-1	Speed	Sect-2	Speed	Sect-3	Speed	TopSpeed	laptime	pit	lap	Sect-1	Speed	Sect-2	Speed	Sect-3	Speed	Topspeed	laptime	pit
1	Pit Out		47.294		49.873			2:52.299		7	54.010		45.979		50.988		176.5	2:30.977	
2	56.248		53.065		50.036		173.0	2:39.349		8	<u>53.782</u>		<u>44.875</u>		<u>48.030</u>		177.0	<u>2:26.687</u>	
3	56.134		47.326		50.662		175.0	2:34.122		9	59.080		47.321		Pit In		<u>178.8</u>	2:48.269	
4	56.184		46.396		Pit In		174.3	2:40.939		10	Pit Out		47.573		49.855			1:28:21.902	
5	Pit Out		48.445		50.641			29:57.274		11	56.694		48.041		49.051		171.2	2:33.786	
6	56.288		47.089		48.427		126.6	2:31.804		12	54.227		47.568		Pit In		174.1	2:38.839	



Turbo Racing CUP 2022

Igora Drive

Practice / Qual run

27 August 2022

Laps and Sector Times - TRC PRO / Turbo Racing Cup 1

- 5196 mtr.



166										Honda s2000									
lap	Sect-1	Speed	Sect-2	Speed	Sect-3	Speed	TopSpeed	laptime	pit	lap	Sect-1	Speed	Sect-2	Speed	Sect-3	Speed	Topspeed	laptime	pit
1	Pit Out		53.451		48.165			2:57.778		11	53.293		44.689		Pit In		191.1	2:38.766	
2	38: 11.976		44.759		45.444		188.6	39:42.179		12	Pit Out		44.397		47.748			21:34.421	
3	51.962		<u>42.836</u>		<u>45.122</u>		190.4	<u>2:19.920</u>		13	52.123		44.227		46.063		187.3	2:22.413	
4	52.779		43.790		45.564		191.4	2:22.133		14	52.227		43.998		Pit In		189.2	2:46.087	
5	51.736		43.794		50.624		190.0	2:26.154		15	Pit Out		43.163		50.697			4:17.198	
6	54.208		1:02.214		48.812		189.7	2:45.234		16	52.081		43.312		46.460		<u>192.0</u>	2:21.853	
7	51.655		44.131		Pit In		186.7	2:39.224		17	<u>51.606</u>		43.183		45.288		188.1	2:20.077	
8	Pit Out		44.958		45.404			32:01.190		18	51.890		43.656		46.481		190.3	2:22.027	
9	52.212		43.820		45.598		190.4	2:21.630		19	57.138		50.715		52.281		142.4	2:40.134	
10	52.574		44.092		47.911		190.4	2:24.577		20									

180										Hyundai i30 TCR									
lap	Sect-1	Speed	Sect-2	Speed	Sect-3	Speed	TopSpeed	laptime	pit	lap	Sect-1	Speed	Sect-2	Speed	Sect-3	Speed	Topspeed	laptime	pit
1	Pit Out		39.161		41.287			2:23.220		10	48.461		38.100		42.159		230.4	2:08.720	
2	12: 26.437		40.016		43.400		226.3	13:49.853		11	46.355		38.329		40.959		228.1	2:05.643	
3	46.515		38.181		41.009		226.8	2:05.705		12	46.604		38.493		39.968		228.0	2:05.065	
4	<u>46.180</u>		41.187		40.246		228.1	2:07.613		13	53.175		42.919		Pit In		227.8	2:32.193	
5	46.452		38.410		39.774		228.7	2:04.636		14	Pit Out		40.913		42.250			5:29.223	
6	46.805		38.161		40.114		230.2	2:05.080		15	46.579		<u>37.850</u>		39.876		226.6	<u>2:04.305</u>	
7	46.579		38.393		40.789		<u>232.0</u>	2:05.761		16	46.293		38.299		39.785		229.5	2:04.377	
8	48.274		40.713		Pit In		226.6	2:22.750		17	51.241		45.248		Pit In		228.3	2:31.211	
9	Pit Out		40.456		<u>39.764</u>			31:28.050		18									

181										Renault Megane RS(II)									
lap	Sect-1	Speed	Sect-2	Speed	Sect-3	Speed	TopSpeed	laptime	pit	lap	Sect-1	Speed	Sect-2	Speed	Sect-3	Speed	Topspeed	laptime	pit
1	Pit Out		47.946		45.829			2:59.224		6	52.296		43.030		44.871		196.0	2:20.197	
2	51.822		45.034		46.625		205.2	2:23.481		7	59.205		49.339		Pit In		198.6	2:49.750	
3	<u>50.972</u>		<u>42.225</u>		45.199		201.5	<u>2:18.396</u>		8	Pit Out		47.493		45.880			37:11.841	
4	58.926		47.332		Pit In		200.3	2:46.310		9	55.264		43.570		44.742		<u>206.2</u>	2:23.576	
5	Pit Out		43.070		<u>44.683</u>			32:04.736		10									

183										Subaru WRX STI (GRF)									
lap	Sect-1	Speed	Sect-2	Speed	Sect-3	Speed	TopSpeed	laptime	pit	lap	Sect-1	Speed	Sect-2	Speed	Sect-3	Speed	Topspeed	laptime	pit
1	Pit Out		58.549		53.186			3:11.601		14	1:05.388		58.064		54.568		214.9	2:58.020	
2	56.244		<u>44.320</u>		<u>46.171</u>		213.4	2:26.735		15	55.679		45.243		47.696		216.9	2:28.618	
3	58.715		53.028		49.536		<u>217.9</u>	2:41.279		16	1:06.937		1:11.147		Pit In		215.4	3:41.738	
4	54.419		44.812		46.997		217.1	<u>2:26.228</u>		17	Pit Out		45.530		47.990			29:02.291	
5	1:07.447		1:07.517		52.849		213.7	3:07.813		18	19:37.727		48.666		47.568		209.4	21:13.961	
6	23:35.688		53.822		47.810		216.6	25:17.320		19	54.747		44.708		47.843		212.0	2:27.298	
7	10:55.149		49.853		49.275		216.2	12:34.277		20	1:07.352		53.200		48.753		199.1	2:49.305	
8	57.071		46.303		46.894		217.1	2:30.268		21	56.269		47.408		47.836		214.2	2:31.513	
9	<u>54.002</u>		45.685		46.952		210.0	2:26.639		22	59.332		57.635		49.664		209.4	2:46.631	
10	1:07.841		1:01.158		55.139		205.2	3:04.138		23	54.456		45.525		48.669		213.4	2:28.650	
11	55.104		45.138		46.822		217.1	2:27.064		24	1:00.797		53.687		48.888		207.1	2:43.372	
12	59.346		51.289		54.864		210.4	2:45.499		25	54.839		45.595		49.410		187.4	2:29.844	
13	55.311		44.948		47.409		210.3	2:27.668		26	1:11.027		56.371		Pit In		170.3	3:11.200	

188										Lada Granta									
lap	Sect-1	Speed	Sect-2	Speed	Sect-3	Speed	TopSpeed	laptime	pit	lap	Sect-1	Speed	Sect-2	Speed	Sect-3	Speed	Topspeed	laptime	pit
1	Pit Out		53.210		56.077			3:06.483		14	1:01.484		51.783		1:00.404		169.6	2:53.671	
2	1:09.359		51.215		52.804		166.2	2:53.378		15	1:04.243		50.195		1:04.445		149.8	2:58.883	
3	1:01.061		52.114		1:00.006		174.5	2:53.181		16	1:03.213		52.398		54.504		162.5	2:50.115	
4	1:03.833		50.896		Pit In		164.9	3:07.283		17	1:03.786		51.804		54.117		170.6	2:49.707	
5	Pit Out		48.020		50.105			12:57.310		18	1:01.520		55.293		Pit In		168.6	3:12.876	
6	55.454		45.943		51.452		179.9	2:32.849		19	Pit Out		48.280		50.640			30:51.862	
7	55.542		46.099		48.440		180.9	2:30.081		20	57.922		47.265		49.769		175.3	2:34.956	
8	55.702		46.364		48.816		177.6	2:30.882		21	57.893		47.050		49.533		177.3	2:34.476	
9	57.502		46.675		51.376		177.3	2:35.553		22	58.037		47.669		49.787		178.2	2:35.493	
10	<u>55.238</u>		46.503		48.489		176.7	2:30.230		23	59.064		47.300		49.965		177.8	2:36.329	
11	55.593		<u>45.908</u>		<u>48.350</u>		178.1	<u>2:29.851</u>		24	59.547		47.575		49.681		178.7	2:36.803	
12	56.289		47.000		Pit In		<u>181.6</u>	2:47.286		25	58.943		47.265		Pit In		177.2	2:47.284	
13	Pit Out		51.046		57.218			10:40.727		26									



Turbo Racing CUP 2022

Igora Drive

Practice / Qual run

27 August 2022

Laps and Sector Times - TRC PRO / Turbo Racing Cup 1

- 5196 mtr.

194										Honda Civic Type-R Fk8									
lap	Sect-1	Speed	Sect-2	Speed	Sect-3	Speed	TopSpeed	laptime	pit	lap	Sect-1	Speed	Sect-2	Speed	Sect-3	Speed	Topspeed	laptime	pit
1	Pit Out		49.358		52.599			12:34.847		7	54.085		44.323		47.509		202.2	2:25.917	
2	54.654		<u>43.854</u>		<u>47.398</u>		183.7	<u>2:25.906</u>		8	1:11.585		56.634		Pit In		201.8	3:17.746	
3	1:00.961		1:02.389		Pit In		199.2	3:13.665		9	Pit Out		59.321		50.077			56:54.941	
4	Pit Out		55.412		57.091			39:29.820		10	53.438		45.101		47.747		<u>206.6</u>	2:26.286	
5	57.507		44.975		54.764		205.5	2:37.246		11	1:05.426		54.351		48.462		199.8	2:48.239	
6	1:03.005		50.076		54.349		144.3	2:47.430		12	<u>53.331</u>		56.161		Pit In		204.2	2:58.119	



196										Renault Megane RS (III)									
lap	Sect-1	Speed	Sect-2	Speed	Sect-3	Speed	TopSpeed	laptime	pit	lap	Sect-1	Speed	Sect-2	Speed	Sect-3	Speed	Topspeed	laptime	pit
1	Pit Out		54.432		50.510			3:18.848		11	53.661		53.699		46.833		<u>208.1</u>	2:34.193	
2	55.747		46.565		45.916		157.9	2:28.228		12	53.702		43.636		<u>45.337</u>		207.9	2:22.675	
3	52.801		43.430		45.835		206.9	2:22.066		13	53.319		43.295		45.528		206.8	2:22.142	
4	59.617		59.660		Pit In		204.5	3:09.743		14	1:01.409		1:00.261		Pit In		207.9	3:07.310	
5	Pit Out		43.947		46.015			57:38.328		15	Pit Out		46.171		47.499			52:11.464	
6	53.498		43.814		45.463		204.7	2:22.775		16	54.067		46.399		46.484		183.4	2:26.950	
7	53.311		43.910		45.823		205.6	2:23.044		17	18:35.962		<u>47.313</u>		45.626		207.9	20:08.901	
8	1:08.616		1:01.312		Pit In		204.8	3:15.313		18	<u>51.917</u>		42.706		46.896		206.4	<u>2:21.519</u>	
9	Pit Out		46.034		53.238			5:36.685		19	1:03.272		48.695		Pit In		206.8	2:55.509	
10	52.940		43.600		47.516		207.3	2:24.056		20									

205										Honda Civic (VI)									
lap	Sect-1	Speed	Sect-2	Speed	Sect-3	Speed	TopSpeed	laptime	pit	lap	Sect-1	Speed	Sect-2	Speed	Sect-3	Speed	Topspeed	laptime	pit
1	Pit Out		49.126		51.704			2:51.483		10	53.643		44.333		46.881		184.8	2:24.857	
2	55.276		45.977		56.479		180.6	2:37.732		11	53.119		44.368		46.931		<u>185.8</u>	2:24.418	
3	55.361		45.014		48.680		178.0	2:29.055		12	54.213		44.895		47.415		184.0	2:26.523	
4	14:08.672		45.918		51.687		184.1	15:46.277		13	53.245		44.559		49.829		184.0	2:27.633	
5	54.949		47.444		48.069		163.6	2:30.462		14	1:00.050		51.775		Pit In		131.3	3:08.853	
6	57.161		45.052		47.699		183.2	2:29.912		15	Pit Out		48.433		49.018			1:03:11.127	
7	57.283		44.591		47.063		144.2	2:28.937		16	52.886		44.033		46.453		181.3	2:23.372	
8	54.473		44.266		47.827		183.9	2:26.566		17	52.444		<u>43.986</u>		<u>46.429</u>		183.0	<u>2:22.859</u>	
9	26:07.122		50.324		47.911		184.4	27:45.357		18									

249										Porsche 911									
lap	Sect-1	Speed	Sect-2	Speed	Sect-3	Speed	TopSpeed	laptime	pit	lap	Sect-1	Speed	Sect-2	Speed	Sect-3	Speed	Topspeed	laptime	pit
1	Pit Out		45.494		<u>46.244</u>			2:30.497		10	1:09.951		1:00.519		1:02.114		134.1	3:12.584	
2	55.630		44.982		Pit In		219.0	2:49.382		11	1:13.224		1:02.880		Pit In		134.0	3:40.540	
3	Pit Out		1:07.727		1:09.528			4:53.881		12	Pit Out		1:02.057		1:03.291			21:30.545	
4	1:12.889		1:00.557		59.153		148.4	3:12.599		13	21:46.366		56.696		57.659		122.6	23:40.721	
5	1:10.483		1:02.187		59.476		144.3	3:12.146		14	1:08.242		1:00.940		Pit In		153.1	3:26.112	
6	12:47.652		<u>44.305</u>		46.418		160.6	14:18.375		15	Pit Out		1:02.357		56.247			35:47.496	
7	<u>54.720</u>		44.368		Pit In		<u>220.3</u>	2:45.453		16	1:11.400		57.689		57.725		186.1	<u>3:06.814</u>	
8	Pit Out		1:02.329		1:01.421			15:02.276		17	1:05.829		57.765		Pit In		184.8	3:31.674	
9	1:06.902		59.771		1:06.687		154.8	3:13.360		18									

271										Renault Megan rs									
lap	Sect-1	Speed	Sect-2	Speed	Sect-3	Speed	TopSpeed	laptime	pit	lap	Sect-1	Speed	Sect-2	Speed	Sect-3	Speed	Topspeed	laptime	pit
1	Pit Out		49.036		50.982			3:01.976		12	1:10.561		55.913		Pit In		199.4	3:27.146	
2	53.525		43.229		46.239		210.8	2:22.993		13	Pit Out		53.649		1:00.352			1:07:45.344	
3	1:00.433		44.208		48.783		208.9	2:33.424		14	52.524		42.864		45.911		<u>211.1</u>	2:21.299	
4	52.978		42.935		45.932		210.7	2:21.845		15	52.448		42.568		45.477		208.8	2:20.493	
5	1:12.229		59.635		Pit In		175.9	3:24.782		16	1:15.090		58.377		53.602		208.6	3:07.069	
6	Pit Out		46.501		50.079			13:27.282		17	51.820		42.238		45.720		210.5	<u>2:19.778</u>	
7	52.753		43.276		46.717		207.5	2:22.746		18	18:43.502		42.691		<u>45.269</u>		209.1	20:11.462	
8	52.965		43.113		46.465		207.9	2:22.543		19	<u>51.365</u>		<u>42.173</u>		Pit In		207.6	2:32.572	
9	1:10.668		1:01.487		52.365		206.1	3:04.520		20	Pit Out		49.880		53.620			3:54.639	
10	56.651		48.373		46.661		205.8	2:31.685		21	1:12.268		57.149		53.682		211.0	3:03.099	
11	52.883		43.970		45.344		208.1	2:22.197		22									

306										Ford Mustang Shelby GT350 (6)									
lap	Sect-1	Speed	Sect-2	Speed	Sect-3	Speed	TopSpeed	laptime	pit	lap	Sect-1	Speed	Sect-2	Speed	Sect-3	Speed	Topspeed	laptime	pit
1	Pit Out		45.545		45.203			2:36.653		3	<u>51.133</u>		41.146		43.620		223.1	2:15.899	
2	51.326		<u>41.054</u>		<u>43.205</u>		<u>231.1</u>	<u>2:15.585</u>		4									



Turbo Racing CUP 2022

Igora Drive

Practice / Qual run

27 August 2022

Laps and Sector Times - TRC PRO / Turbo Racing Cup 1

- 5196 mtr.

322										Honda Civic (EP3)									
lap	Sect-1	Speed	Sect-2	Speed	Sect-3	Speed	TopSpeed	laptime	pit	lap	Sect-1	Speed	Sect-2	Speed	Sect-3	Speed	Topspeed	laptime	pit
1	Pit Out		58.438		52.248			3:16.192		11	<u>52.687</u>		46.060		Pit In		195.6	2:42.898	
2	10:02.726		49.107		51.856		192.7	11:43.689		12	Pit Out		49.007		49.785			46:40.303	
3	53.734		46.393		49.214		192.0	2:29.341		13	53.457		44.079		48.858		<u>196.0</u>	2:26.394	
4	53.890		45.834		48.536		192.5	2:28.260		14	53.645		43.967		48.433		195.3	2:26.045	
5	55.070		46.371		49.257		193.3	2:30.698		15	53.743		49.518		Pit In		195.6	3:02.075	
6	53.450		44.765		48.669		193.2	2:26.884		16	Pit Out		48.223		54.015			34:31.546	
7	1:04.529		55.624		48.669		192.3	3:13.337		17	54.057		44.824		48.456		195.3	2:27.337	
8	Pit Out		50.600		50.371			31:34.423		18	53.107		43.820		<u>47.388</u>		194.8	<u>2:24.315</u>	
9	53.518		44.639		48.828		193.2	2:26.985		19	52.719		44.308		48.149		195.7	2:25.176	
10	52.764		<u>43.815</u>		48.024		194.7	2:24.603		20									



333										Mitsubishi Lancer Evolution X									
lap	Sect-1	Speed	Sect-2	Speed	Sect-3	Speed	TopSpeed	laptime	pit	lap	Sect-1	Speed	Sect-2	Speed	Sect-3	Speed	Topspeed	laptime	pit
1	Pit Out		51.079		49.313			3:12.719		5	1:17.480		1:02.208		48.544		211.0	3:08.232	
2	54.381		45.820		47.337		211.3	2:27.538		6	<u>53.394</u>		<u>44.593</u>		<u>46.658</u>		<u>214.5</u>	<u>2:24.645</u>	
3	19:02.210		46.329		47.039		210.7	20:35.578		7	1:22.318		1:11.103		Pit In		210.8	3:55.139	
4	53.844		44.952		47.867		212.5	2:26.663		8									

365										Porsche 911 4GTS									
lap	Sect-1	Speed	Sect-2	Speed	Sect-3	Speed	TopSpeed	laptime	pit	lap	Sect-1	Speed	Sect-2	Speed	Sect-3	Speed	Topspeed	laptime	pit
1	Pit Out		44.431		43.911			2:43.283		15	50.223		41.043		42.563		240.6	2:13.829	
2	50.805		41.243		42.599		240.4	2:14.647		16	50.896		40.854		<u>41.869</u>		240.2	2:13.619	
3	51.183		41.245		43.395		<u>241.7</u>	2:15.823		17	59.650		49.463		Pit In		237.5	2:55.871	
4	52.214		42.631		45.025		192.2	2:19.870		18	Pit Out		42.811		44.556			53:53.716	
5	50.495		40.748		42.136		240.6	2:13.379		19	51.404		44.967		43.592		241.0	2:19.963	
6	57.650		48.773		46.926		240.0	2:33.349		20	52.143		41.293		42.574		214.6	2:16.010	
7	50.593		<u>40.499</u>		42.380		241.0	2:13.472		21	50.972		43.532		47.247		240.6	2:21.751	
8	55.616		46.567		Pit In		239.4	2:49.906		22	50.830		42.871		43.339		237.3	2:17.040	
9	Pit Out		44.358		42.184			39:21.616		23	55.676		43.118		Pit In		179.9	2:45.444	
10	51.042		41.235		42.515		241.0	2:14.792		24	Pit Out		40.862		45.517			28:08.536	
11	50.274		40.719		42.003		239.2	<u>2:12.996</u>		25	50.904		40.619		51.246		209.2	2:22.769	
12	<u>49.983</u>		47.807		54.477		237.5	2:32.267		26	52.189		44.311		45.634		179.1	2:22.134	
13	1:00.263		47.074		44.434		151.0	2:31.771		27	50.580		40.936		43.897		237.7	2:15.413	
14	50.779		53.169		43.233		240.0	2:27.181		28									

404										Honda Civic EP3									
lap	Sect-1	Speed	Sect-2	Speed	Sect-3	Speed	TopSpeed	laptime	pit	lap	Sect-1	Speed	Sect-2	Speed	Sect-3	Speed	Topspeed	laptime	pit
1	Pit Out		48.433		56.530			38:09.070		6	Pit Out		47.297		49.052			49:43.068	
2	53.996		45.532		48.683		197.4	2:28.211		7	54.363		46.154		49.115		198.0	2:29.632	
3	53.204		44.408		48.679		198.0	2:26.291		8	52.646		44.508		49.945		198.3	2:27.099	
4	52.550		45.200		48.233		198.0	2:25.983		9	<u>51.982</u>		<u>43.652</u>		<u>47.387</u>		197.1	<u>2:23.021</u>	
5	1:00.003		50.751		Pit In		195.0	2:50.289		10	52.752		44.480		48.620		198.0	2:25.852	

430										bmw m2c									
lap	Sect-1	Speed	Sect-2	Speed	Sect-3	Speed	TopSpeed	laptime	pit	lap	Sect-1	Speed	Sect-2	Speed	Sect-3	Speed	Topspeed	laptime	pit
1	Pit Out		42.596		42.541			2:29.894		10	48.663		43.231		43.576		<u>248.5</u>	2:15.470	
2	50.249		41.277		Pit In		236.4	2:24.661		11	48.308		40.185		41.039		247.5	2:09.532	
3	Pit Out		40.439		<u>41.030</u>			4:40.588		12	51.092		42.626		Pit In		242.3	2:35.229	
4	50.724		43.191		47.099		232.6	2:21.014		13	Pit Out		40.855		41.714			26:42.417	
5	53.894		43.679		42.796		160.9	2:20.369		14	<u>47.788</u>		40.561		41.091		246.9	<u>2:09.440</u>	
6	55.570		53.559		Pit In		247.9	2:59.901		15	57.613		46.840		Pit In		246.1	2:53.088	
7	Pit Out		40.212		41.123			25:46.762		16	Pit Out		<u>39.726</u>		Pit In			35:54.531	
8	48.683		39.968		41.068		246.3	2:09.719		17	Pit Out		40.150		43.261			3:32.264	
9	50.882		40.558		41.908		245.5	2:13.348		18									

453										BMW M2 C competition									
lap	Sect-1	Speed	Sect-2	Speed	Sect-3	Speed	TopSpeed	laptime	pit	lap	Sect-1	Speed	Sect-2	Speed	Sect-3	Speed	Topspeed	laptime	pit
1	Pit Out		48.728		46.931			2:50.327		12	<u>52.651</u>		44.225		<u>43.780</u>		226.4	2:20.656	
2	58.646		45.533		47.396		221.7	2:31.575		13	58.803		50.212		Pit In		<u>229.4</u>	2:56.799	
3	57.516		46.811		48.676		214.3	2:33.003		14	Pit Out		43.648		48.467			6:18.143	
4	59.157		47.574		49.500		214.6	2:36.231		15	53.190		<u>42.951</u>		44.345		204.8	<u>2:20.486</u>	
5	1:11.914		1:05.813		Pit In		221.7	3:42.547		16	59.908		51.305		Pit In		216.6	2:58.142	
6	Pit Out		46.328		50.123			16:57.668		17	Pit Out		45.982		47.169			22:47.933	
7	57.196		46.059		46.316		222.2	2:29.571		18	58.224		45.356		48.045		221.1	2:31.625	
8	57.183		45.574		48.408		223.2	2:31.165		19	57.277		45.808		49.472		223.1	2:32.557	



Turbo Racing CUP 2022

Igora Drive

Practice / Qual run

27 August 2022

Laps and Sector Times - TRC PRO / Turbo Racing Cup 1

- 5196 mtr.

9	1:05.533	45.091	51.312	178.9	2:41.936	20	58.284	44.531	47.776	199.6	2:30.591
10	1:19.766	55.555	Pit In	144.1	3:30.665	21	1:01.273	45.184	47.618	212.6	2:34.075
11	Pit Out	43.735	44.337		34:36.566	22					

463											Porsche 718 GT4										
lap	Sect-1	Speed	Sect-2	Speed	Sect-3	Speed	TopSpeed	laptime	pit	lap	Sect-1	Speed	Sect-2	Speed	Sect-3	Speed	Topspeed	laptime	pit		
1	Pit Out		49.877		45.310			2:54.804		9	51.158		46.213		44.734		231.7	2:22.105			
2	<u>50.594</u>		41.056		43.316		233.3	2:14.966		10	50.604		43.245		42.629		232.4	2:16.478			
3	50.900		41.975		42.682		<u>233.6</u>	2:15.557		11	53.249		44.898		42.597		232.7	2:20.744			
4	51.190		41.097		43.193		232.6	2:15.480		12	53.096		42.069		Pit In		219.3	2:32.101			
5	1:01.468		50.622		Pit In		232.0	2:54.960		13	Pit Out		41.428		44.085			22:45.213			
6	Pit Out		41.850		42.934			27:04.048		14	51.443		41.493		49.521		231.7	2:22.457			
7	50.825		<u>40.811</u>		<u>42.487</u>		233.1	<u>2:14.123</u>		15	52.641		43.869		46.198		174.7	2:22.708			
8	52.509		41.480		43.306		232.6	2:17.295		16	50.911		41.656		42.759		233.3	2:15.326			

466											BMW 330i e46										
lap	Sect-1	Speed	Sect-2	Speed	Sect-3	Speed	TopSpeed	laptime	pit	lap	Sect-1	Speed	Sect-2	Speed	Sect-3	Speed	Topspeed	laptime	pit		
1	Pit Out		52.370		51.981			3:00.071		8	53.730		44.114		47.221		190.5	2:25.065			
2	53.146		44.971		47.696		190.5	2:25.813		9	1:05.696		53.894		49.854		193.8	2:49.444			
3	58.296		48.901		55.788		191.0	2:42.985		10	53.828		44.146		<u>46.627</u>		192.6	2:24.601			
4	<u>53.130</u>		44.380		48.223		191.5	2:25.733		11	1:08.496		59.406		54.699		192.6	3:02.601			
5	1:16.485		56.980		51.769		192.0	3:05.234		12	53.249		<u>43.926</u>		46.990		<u>194.3</u>	<u>2:24.165</u>			
6	53.413		53.444		Pit In		192.8	2:58.092		13	1:05.226		1:02.149		Pit In		192.2	3:20.920			
7	Pit Out		49.336		50.182			59:32.358		14											

486											Vw polo										
lap	Sect-1	Speed	Sect-2	Speed	Sect-3	Speed	TopSpeed	laptime	pit	lap	Sect-1	Speed	Sect-2	Speed	Sect-3	Speed	Topspeed	laptime	pit		
1	Pit Out		43.521		45.865			2:32.169		7	52.335		<u>42.974</u>		Pit In		183.6	2:30.630			
2	51.787		44.372		46.119		<u>183.9</u>	2:22.278		8	Pit Out		53.017		45.628			25:16.499			
3	51.798		43.509		<u>45.381</u>		182.5	2:20.688		9	<u>50.572</u>		43.307		45.864		183.3	<u>2:19.743</u>			
4	51.297		43.274		Pit In		182.0	2:34.928		10	56.097		44.002		Pit In		183.3	2:34.101			
5	Pit Out		55.938		55.353			48:29.762		11	Pit Out		43.944		47.700			4:05.015			
6	51.701		44.307		45.660		182.9	2:21.668		12											

494											Porsche 981 clubsport										
lap	Sect-1	Speed	Sect-2	Speed	Sect-3	Speed	TopSpeed	laptime	pit	lap	Sect-1	Speed	Sect-2	Speed	Sect-3	Speed	Topspeed	laptime	pit		
1	Pit Out		47.293		43.476			2:46.949		16	50.543		40.451		44.584		226.4	2:15.578			
2	49.734		40.943		42.071		232.7	2:12.748		17	47.764		40.527		40.364		232.4	2:08.655			
3	49.960		40.202		Pit In		231.7	2:28.109		18	49.595		39.210		41.930		233.3	2:10.735			
4	Pit Out		40.255		40.735			11:55.670		19	48.877		39.882		40.413		233.1	2:09.172			
5	48.824		39.213		41.121		231.8	2:09.158		20	47.872		39.658		41.606		232.7	2:09.136			
6	47.956		40.644		40.695		231.1	2:09.295		21	48.673		41.069		40.136		232.4	2:09.878			
7	47.780		41.665		42.386		231.8	2:11.831		22	55.464		47.640		Pit In		234.4	2:40.362			
8	49.509		40.351		41.021		231.7	2:10.881		23	Pit Out		39.542		40.615			31:45.099			
9	48.533		40.361		40.887		233.8	2:09.781		24	47.425		38.892		41.294		<u>234.9</u>	2:07.611			
10	56.994		48.666		Pit In		219.8	2:51.782		25	47.340		38.691		40.574		233.8	2:06.605			
11	Pit Out		40.698		40.567			29:58.941		26	47.232		41.513		45.063		233.1	2:13.808			
12	47.867		39.850		<u>39.937</u>		231.7	2:07.654		27	47.298		40.020		Pit In		230.1	2:20.272			
13	48.011		42.815		Pit In		231.8	2:27.121		28	Pit Out		39.239		41.654			32:34.860			
14	Pit Out		40.923		41.822			7:04.558		29	<u>47.172</u>		<u>38.433</u>		40.432		234.6	<u>2:06.037</u>			
15	48.905		39.803		40.598		232.7	2:09.306		30											

545											Porsche Cayman										
lap	Sect-1	Speed	Sect-2	Speed	Sect-3	Speed	TopSpeed	laptime	pit	lap	Sect-1	Speed	Sect-2	Speed	Sect-3	Speed	Topspeed	laptime	pit		
1	Pit Out		48.941		47.079			2:44.369		13	54.117		44.588		45.083		<u>230.8</u>	2:23.788			
2	56.259		44.456		45.260		229.0	2:25.975		14	55.682		44.323		<u>43.642</u>		229.5	2:23.647			
3	55.873		44.557		44.974		230.6	2:25.404		15	1:06.553		49.414		Pit In		229.7	2:59.844			
4	18:42.150		46.308		45.774		229.7	20:14.232		16	Pit Out		47.092		46.021			33:44.204			
5	54.850		45.783		46.765		228.1	2:27.398		17	53.833		44.090		44.368		<u>230.8</u>	2:22.291			
6	57.271		45.152		45.067		229.4	2:27.490		18	55.201		44.338		43.987		229.4	2:23.526			
7	<u>53.406</u>		44.115		44.762		229.4	2:22.283		19	53.487		44.786		46.543		229.4	2:24.816			
8	1:03.881		48.828		Pit In		229.7	2:57.122		20	53.452		<u>43.868</u>		44.206		226.8	<u>2:21.526</u>			
9	Pit Out		50.217		48.039			13:18.594		21	1:02.772		55.433		48.249		229.2	2:46.454			
10	54.753		44.407		44.235		230.4	2:23.395		22	54.124		44.448		45.020		229.5	2:23.592			
11	1:29.599		46.825		48.168		229.7	3:04.592		23	24:10.300		49.403		48.197		228.3	25:47.900			
12	54.315		45.013		45.192		229.7	2:24.520		24	54.293		44.430		44.755		212.3	2:23.478			



Turbo Racing CUP 2022

Igora Drive

Practice / Qual run

27 August 2022

Laps and Sector Times - TRC PRO / Turbo Racing Cup 1

- 5196 mtr.

552										Porsche Cayman S									
lap	Sect-1	Speed	Sect-2	Speed	Sect-3	Speed	TopSpeed	laptime	pit	lap	Sect-1	Speed	Sect-2	Speed	Sect-3	Speed	Topspeed	laptime	pit
1	Pit Out		51.311		55.859			3:17.385		6	57.859		48.387		58.556		208.5	2:44.802	
2	58.333		50.687		54.044		177.6	2:43.064		7	1:03.585		1:00.156		Pit In		139.1	3:22.446	
3	1:00.353		50.780		53.129		202.3	2:44.262		8	Pit Out		52.872		51.647			48:10.388	
4	1:06.333		55.576		51.713		175.7	2:53.622		9	22:00.699		45.346		49.084		209.7	23:35.129	
5	1:00.107		49.145		53.901		206.5	2:43.153		10	<u>54.283</u>		<u>44.490</u>		<u>47.112</u>		<u>210.3</u>	<u>2:25.885</u>	


591										Chevrolet Corvette c2									
lap	Sect-1	Speed	Sect-2	Speed	Sect-3	Speed	TopSpeed	laptime	pit	lap	Sect-1	Speed	Sect-2	Speed	Sect-3	Speed	Topspeed	laptime	pit
1	Pit Out		53.121		50.574			3:03.312		11	<u>52.436</u>		<u>42.449</u>		<u>43.033</u>		241.5	<u>2:17.918</u>	
2	54.847		43.523		45.508		172.0	2:23.878		12	52.878		43.409		47.272		246.1	2:23.559	
3	52.497		43.933		44.021		<u>250.6</u>	2:20.451		13	52.912		42.814		44.096		237.0	2:19.822	
4	52.551		42.963		45.923		230.8	2:21.437		14	54.167		43.102		47.601		236.4	2:24.870	
5	52.945		42.484		43.716		231.8	2:19.145		15	54.823		45.599		47.880		193.1	2:28.302	
6	52.482		42.552		43.915		237.9	2:18.949		16	58.077		48.661		Pit In		176.6	2:52.052	
7	23:16.143		1:08.539		Pit In		212.9	25:40.907		17	Pit Out		44.550		45.081			33:37.290	
8	Pit Out		45.514		48.646			12:23.713		18	55.814		42.853		43.654		237.2	2:22.321	
9	55.118		45.111		46.253		194.3	2:26.482		19	53.135		43.898		43.534		245.9	2:20.567	
10	52.953		44.614		45.008		234.6	2:22.575		20	52.465		43.101		Pit In		241.7	2:35.855	

661										Porsche Cayman GT4									
lap	Sect-1	Speed	Sect-2	Speed	Sect-3	Speed	TopSpeed	laptime	pit	lap	Sect-1	Speed	Sect-2	Speed	Sect-3	Speed	Topspeed	laptime	pit
1	Pit Out		44.134		43.919			2:41.234		13	Pit Out		41.396		43.197			35:59.380	
2	51.284		41.663		43.769		232.6	2:16.716		14	51.185		41.513		42.291		230.8	2:14.989	
3	51.357		41.790		43.887		<u>233.3</u>	2:17.034		15	<u>50.456</u>		<u>40.813</u>		42.554		231.3	<u>2:13.823</u>	
4	52.643		44.198		Pit In		232.2	2:41.895		16	50.800		41.116		43.605		231.1	2:15.521	
5	Pit Out		43.118		43.845			5:16.781		17	51.809		41.830		42.314		231.7	2:15.953	
6	44:28.780		41.791		43.540		231.1	45:54.111		18	51.386		41.072		43.047		231.3	2:15.505	
7	50.979		41.541		43.827		232.7	2:16.347		19	53.033		42.195		43.787		232.0	2:19.015	
8	51.143		41.798		42.716		232.0	2:15.657		20	17:09.222		41.108		<u>42.205</u>		163.4	18:32.535	
9	51.269		41.714		43.072		233.1	2:16.055		21	50.667		42.177		44.216		231.8	2:17.060	
10	50.977		42.490		43.132		231.8	2:16.599		22	50.900		41.413		42.690		230.2	2:15.003	
11	51.138		41.281		42.717		231.8	2:15.136		23	51.503		41.282		43.027		232.6	2:15.812	
12	54.007		44.588		Pit In		232.4	2:49.336		24									

666										Subaru BRZ									
lap	Sect-1	Speed	Sect-2	Speed	Sect-3	Speed	TopSpeed	laptime	pit	lap	Sect-1	Speed	Sect-2	Speed	Sect-3	Speed	Topspeed	laptime	pit
1	Pit Out		48.028		52.788			2:59.115		8	1:01.887		50.987		Pit In		187.1	3:08.229	
2	55.501		46.029		<u>47.781</u>		188.5	2:29.311		9	Pit Out		2:13.968		Pit In			56:02.996	
3	45:26.479		48.778		50.102		<u>189.2</u>	47:05.359		10	Pit Out		49.730		51.688			37:23.280	
4	55.629		46.254		48.774		186.8	2:30.657		11	55.275		<u>44.958</u>		49.983		185.2	2:30.216	
5	55.433		46.380		48.281		188.8	2:30.094		12	<u>54.549</u>		45.202		47.914		186.0	<u>2:27.665</u>	
6	1:08.959		56.871		55.902		187.3	3:01.732		13	1:17.399		55.543		55.403		186.6	3:08.345	
7	56.272		46.166		48.399		186.8	2:30.837		14									

696										Mazda RX 8									
lap	Sect-1	Speed	Sect-2	Speed	Sect-3	Speed	TopSpeed	laptime	pit	lap	Sect-1	Speed	Sect-2	Speed	Sect-3	Speed	Topspeed	laptime	pit
1	Pit Out		44.625		<u>45.131</u>			2:36.034		8	1:01.338		44.276		47.228		139.8	2:32.842	
2	53.056		<u>43.453</u>		45.813		<u>190.9</u>	<u>2:22.322</u>		9	59.053		58.860		Pit In		183.6	3:05.450	
3	1:07.478		50.126		Pit In		187.7	3:00.256		10	Pit Out		43.719		47.024			31:52.261	
4	Pit Out		43.535		46.612			4:39.847		11	53.283		53.000		54.822		172.8	2:41.105	
5	18:35.371		53.329		Pit In		189.5	20:30.143		12	53.158		48.363		54.225		184.8	2:35.746	
6	Pit Out		44.989		49.032			1:05:31.539		13	<u>52.546</u>		44.399		Pit In		183.7	2:43.583	
7	54.084		44.641		54.454		187.7	2:33.179		14									

701										Honda Civic EF									
lap	Sect-1	Speed	Sect-2	Speed	Sect-3	Speed	TopSpeed	laptime	pit	lap	Sect-1	Speed	Sect-2	Speed	Sect-3	Speed	Topspeed	laptime	pit
1	Pit Out		53.969		1:05.220			3:36.507		8					48.654		183.7	2:44.431	
2	1:00.229		48.906		55.282		115.6	2:44.417		9	<u>55.189</u>		46.221		<u>48.537</u>		<u>184.1</u>	<u>2:29.947</u>	
3	58.078		47.626		1:04.621		148.4	2:50.325		10	1:14.759		54.074		Pit In		183.3	3:16.133	
4	58.281		47.385		54.948		173.5	2:40.614		11	Pit Out		51.321		54.865			49:10.775	
5	30:53.479		51.161		49.768		151.0	32:34.408		12	59.044		47.078		49.507		174.2	2:35.629	
6	1:00.263		<u>46.205</u>		48.770		182.5	2:35.238		13	56.040		47.041		49.623		179.2	2:32.704	
7	55.573		47.498		48.805		183.7	2:31.876		14	1:14.300		1:08.699		Pit In		179.4	3:42.691	



Turbo Racing CUP 2022

Igora Drive

Practice / Qual run

27 August 2022

Laps and Sector Times - TRC PRO / Turbo Racing Cup 1

- 5196 mtr.


713										BMW 1er E87									
lap	Sect-1	Speed	Sect-2	Speed	Sect-3	Speed	TopSpeed	laptime	pit	lap	Sect-1	Speed	Sect-2	Speed	Sect-3	Speed	Topspeed	laptime	pit
1	Pit Out		55.644		50.285			3:05.825		11	54.736		<u>45.332</u>		47.990		194.5	2:28.058	
2	55.436		46.426		49.176		196.1	2:31.038		12	1:09.619		1:11.078		55.504		195.6	3:16.201	
3	1:10.106		1:13.530		1:01.273		195.2	3:24.909		13	55.000		55.612		51.148		195.3	2:41.760	
4	56.064		47.316		49.510		194.8	2:32.890		14	18:13.069		51.204		52.145		195.2	19:56.418	
5	12:36.237		45.870		48.996		195.7	14:11.103		15	55.102		47.484		<u>47.204</u>		195.2	2:29.790	
6	57.709		1:06.997		1:02.903		197.0	3:07.609		16	56.839		52.276		52.061		197.0	2:41.176	
7	55.525		45.792		48.696		189.1	2:30.013		17	55.792		46.087		50.868		195.7	2:32.747	
8	1:16.120		1:00.733		54.461		196.1	3:11.314		18	1:02.669		52.133		49.178		<u>197.7</u>	2:43.980	
9	55.675		49.508		Pit In		196.5	2:56.858		19	<u>54.550</u>		45.815		47.541		197.0	<u>2:27.906</u>	
10	Pit Out		58.938		54.901			31:15.335		20	1:08.276		59.108		Pit In		194.6	3:23.993	

740										Subaru Impreza WRX STI (III)									
lap	Sect-1	Speed	Sect-2	Speed	Sect-3	Speed	TopSpeed	laptime	pit	lap	Sect-1	Speed	Sect-2	Speed	Sect-3	Speed	Topspeed	laptime	pit
1	Pit Out		58.483		52.742			2:55.653		7	Pit Out		49.053		49.484			1:06:33.365	
2	51.941		43.244		44.099		213.1	2:19.284		8	55.807		44.334		47.390		212.0	2:27.531	
3	39:19.647		42.417		47.137		212.8	40:49.201		9	55.182		43.251		45.554		211.7	2:23.987	
4	<u>50.068</u>		<u>41.584</u>		<u>43.564</u>		213.4	<u>2:15.216</u>		10	55.165		45.045		46.456		212.2	2:26.666	
5	50.556		42.891		49.438		212.2	2:22.885		11	55.442		44.102		53.257		212.8	2:32.801	
6	51.474		45.198		Pit In		<u>214.5</u>	2:53.879		12	1:14.320		51.648		Pit In		170.5	3:10.415	

740										Subaru Impreza WRX STI (III)									
lap	Sect-1	Speed	Sect-2	Speed	Sect-3	Speed	TopSpeed	laptime	pit	lap	Sect-1	Speed	Sect-2	Speed	Sect-3	Speed	Topspeed	laptime	pit
1	Pit Out		57.602		54.973			3:24.902		10	1:09.734		58.771		Pit In		212.6	3:25.526	
2	53.417		45.023		45.875		210.4	2:24.315		11	Pit Out		57.397		51.788			32:32.967	
3	53.451		44.099		46.230		211.6	2:23.780		12	<u>52.189</u>		47.890		49.556		212.6	2:29.635	
4	59.012		48.149		52.553		212.8	2:39.714		13	<u>53.965</u>		52.376		50.404		212.6	2:36.745	
5	53.028		52.288		51.891		210.5	2:37.207		14	52.358		44.183		45.825		212.2	2:22.366	
6	36:31.799		48.409		48.786		<u>213.8</u>	38:08.994		15	52.630		43.650		46.375		211.9	2:22.655	
7	52.793		44.630		51.338		211.6	2:28.761		16	06:26.801		53.207		52.371		211.7	1:08:12.379	
8	52.652		44.078		45.435		213.5	2:22.165		17	53.982		<u>42.523</u>		<u>44.827</u>		212.2	<u>2:21.332</u>	
9	52.692		43.357		45.750		<u>213.8</u>	2:21.799		18									

757										Cayman gt4									
lap	Sect-1	Speed	Sect-2	Speed	Sect-3	Speed	TopSpeed	laptime	pit	lap	Sect-1	Speed	Sect-2	Speed	Sect-3	Speed	Topspeed	laptime	pit
1	Pit Out		46.183		45.257			2:42.498		24	51.344		40.776		42.023		232.4	2:14.143	
2	52.485		42.287		42.213		232.7	2:16.985		25	50.332		<u>40.278</u>		42.451		231.3	2:13.061	
3	<u>50.050</u>		41.034		42.640		233.8	2:13.724		26	50.259		40.616		42.765		230.4	2:13.640	
4	50.276		41.036		42.327		233.1	2:13.639		27	51.264		40.472		42.222		232.2	2:13.958	
5	50.291		40.447		42.095		<u>234.0</u>	2:12.833		28	50.251		43.378		43.197		231.3	2:16.826	
6	50.869		40.560		42.271		233.3	2:13.700		29	51.348		40.753		42.573		231.0	2:14.674	
7	50.809		41.260		42.841		231.1	2:14.910		30	50.719		41.318		43.515		231.3	2:15.552	
8	50.285		40.559		42.024		230.6	2:12.868		31	1:01.307		56.329		Pit In		230.6	3:06.349	
9	50.764		40.650		42.480		231.1	2:13.894		32	Pit Out		41.961		43.646			41:48.846	
10	11:35.454		42.514		42.588		231.3	13:00.556		33	51.600		40.998		42.309		231.1	2:14.907	
11	50.247		40.633		41.944		232.9	<u>2:12.824</u>		34	50.771		41.127		42.225		231.5	2:14.123	
12	51.610		41.108		42.194		232.2	2:14.912		35	50.581		40.691		42.041		232.4	2:13.313	
13	50.536		41.967		43.378		232.6	2:15.881		36	50.670		40.874		42.374		232.2	2:13.918	
14	50.805		40.792		42.396		231.5	2:13.993		37	50.273		40.626		43.842		231.0	2:14.741	
15	55.660		47.814		Pit In		233.1	2:55.773		38	51.525		42.749		43.739		231.7	2:18.013	
16	Pit Out		43.814		42.928			12:33.619		39	51.981		40.753		43.008		232.2	2:15.742	
17	51.504		40.778		42.099		232.6	2:14.381		40	50.964		41.464		42.017		231.3	2:14.445	
18	50.664		40.510		<u>41.942</u>		231.8	2:13.116		41	51.763		41.263		43.346		231.3	2:16.372	
19	51.050		40.465		42.259		232.4	2:13.774		42	16:55.393		40.683		44.253		228.0	18:20.329	
20	52.530		41.400		42.670		231.1	2:16.600		43	50.133		40.425		50.679		230.4	2:21.237	
21	50.333		40.694		42.378		230.2	2:13.405		44	52.978		44.289		44.873		181.4	2:22.140	
22	50.483		40.383		42.502		231.1	2:13.368		45	50.604		40.301		42.074		231.3	2:12.979	
23	51.344		40.962		42.489		231.1	2:14.795		46									

767										Renault Clio RS (II)									
lap	Sect-1	Speed	Sect-2	Speed	Sect-3	Speed	TopSpeed	laptime	pit	lap	Sect-1	Speed	Sect-2	Speed	Sect-3	Speed	Topspeed	laptime	pit
1	Pit Out		55.440		54.576			3:15.808		10	55.214		45.923		49.827		174.2	2:30.964	
2	59.646		49.047		52.725		159.9	2:41.418		11	55.451		55.514		54.723		173.8	2:45.688	
3	58.931		55.253		54.933		165.0	2:49.117		12	55.117		46.694		58.106		<u>175.6</u>	2:39.917	
4	55.716		46.372		49.723		174.8	2:31.811		13	1:10.441		1:02.729		55.685		129.9	3:08.855	
5	1:14.798		1:31.075				173.6	33:46.461		14	54.524		45.536		54.528		174.8	2:34.588	



Turbo Racing CUP 2022

Igora Drive

Practice / Qual run

27 August 2022

Laps and Sector Times - TRC PRO / Turbo Racing Cup 1

- 5196 mtr.

6	Pit Out	50.328	52.525	18:01.573	15	1:09.387	1:02.688	56.550	119.3	3:08.625	
7	55.277	45.726	49.267	174.0	2:30.270	16	<u>54.512</u>	<u>45.511</u>	<u>48.647</u>	175.2	<u>2:28.670</u>
8	1:06.867	1:04.406	Pit In	173.8	3:26.192	17	1:06.140	1:02.574	51.194	174.7	2:59.908
9	Pit Out	50.647	52.551	33:06.850	18						

797										Mitsubishi Lancer Evolution X									
lap	Sect-1	Speed	Sect-2	Speed	Sect-3	Speed	TopSpeed	laptime	pit	lap	Sect-1	Speed	Sect-2	Speed	Sect-3	Speed	Topspeed	laptime	pit
1	Pit Out		52.320		55.095			3:05.224		6	1:01.468		58.596		Pit In		221.4	3:13.551	
2	18:52.191		49.330		45.889		174.8	20:27.410		7	Pit Out		51.609		46.719			4:24.567	
3	51.491		42.839		44.035		220.8	2:18.365		8	<u>50.972</u>		<u>42.145</u>		<u>43.349</u>		222.6	<u>2:16.466</u>	
4	1:10.022		51.880		44.771		220.4	2:46.673		9	1:03.276		1:05.482		1:04.557		219.2	3:13.315	
5	51.313		42.779		43.949		222.2	2:18.041		10									



801										Porsche Boxster 718s									
lap	Sect-1	Speed	Sect-2	Speed	Sect-3	Speed	TopSpeed	laptime	pit	lap	Sect-1	Speed	Sect-2	Speed	Sect-3	Speed	Topspeed	laptime	pit
1	Pit Out		52.497		47.969			2:54.422		8	<u>49.410</u>		<u>40.690</u>		<u>42.790</u>		227.1	<u>2:12.890</u>	
2	50.249		41.653		43.370		225.7	2:15.272		9	1:04.283		53.867		Pit In		222.9	3:05.672	
3	12:24.684		50.920		50.811		222.9	14:06.415		10	Pit Out		46.789		45.609			58:47.753	
4	49.566		40.994		43.448		225.7	2:14.008		11	53.816		1:08.731		52.596		226.1	2:55.143	
5	50.531		41.119		43.148		223.4	2:14.798		12	49.765		41.296		54.994		<u>227.3</u>	2:26.055	
6	1:10.424		57.574		Pit In		206.8	3:18.350		13	1:14.693		1:00.810		Pit In		135.8	3:22.419	
7	Pit Out		48.374		44.947		30:07.364			14	Pit Out		59.131		44.410			34:11.045	

808										Alfa Romeo MiTo									
lap	Sect-1	Speed	Sect-2	Speed	Sect-3	Speed	TopSpeed	laptime	pit	lap	Sect-1	Speed	Sect-2	Speed	Sect-3	Speed	Topspeed	laptime	pit
1	Pit Out		52.474		49.061			3:08.327		8	1:19.884		1:03.548		Pit In		200.0	3:44.224	
2	52.985		<u>42.841</u>		46.465		204.5	2:22.291		9	Pit Out		51.374		51.817			55:01.848	
3	52.337		42.866		46.817		203.1	2:22.020		10	<u>51.717</u>		43.474		46.020		<u>206.2</u>	2:21.211	
4	1:20.191		1:15.456		Pit In		202.3	4:11.849		11	52.064		42.950		<u>45.479</u>		204.2	<u>2:20.493</u>	
5	Pit Out		52.150		52.828			24:06.681		12	1:11.007		59.655		50.998		202.5	3:01.660	
6	52.313		43.233		47.301		204.7	2:22.847		13	53.269		43.774		Pit In		203.3	3:14.479	
7	55.103		43.166		46.710		199.6	2:24.979		14									

827										Porsche 718 cayman GT4									
lap	Sect-1	Speed	Sect-2	Speed	Sect-3	Speed	TopSpeed	laptime	pit	lap	Sect-1	Speed	Sect-2	Speed	Sect-3	Speed	Topspeed	laptime	pit
1	Pit Out		42.945		46.210			2:34.874		15	54.787		42.023		44.693		218.5	2:21.503	
2	49.993		40.459		43.215		<u>234.9</u>	2:13.667		16	49.954		41.837		44.041		233.5	2:15.832	
3	50.541		47.908		49.990		<u>234.9</u>	2:28.439		17	49.728		41.033		<u>41.987</u>		232.7	<u>2:12.748</u>	
4	50.221		40.801		43.298		234.7	2:14.320		18	50.519		51.469		50.896		232.0	2:32.884	
5	49.771		40.861		46.048		234.4	2:16.680		19	50.059		42.963		50.220		233.8	2:23.242	
6	57.682		53.385		Pit In		185.0	3:00.963		20	1:01.731		50.311		Pit In		146.7	3:07.326	
7	Pit Out		42.017		45.200			21:32.361		21	Pit Out		48.836		45.425			55:41.357	
8	56.544		41.716		44.177		224.9	2:22.437		22	49.855		41.240		42.239		233.8	2:13.334	
9	50.767		41.631		43.282		233.5	2:15.680		23	<u>49.447</u>		45.413		46.397		232.9	2:21.257	
10	49.600		40.573		43.409		233.3	2:13.582		24	19:00.649		41.207		43.152		232.7	20:25.008	
11	25:01.954		41.092		44.066		232.2	26:27.112		25	50.040		41.329		42.646		233.6	2:14.015	
12	50.043		<u>40.389</u>		43.042		234.2	2:13.474		26	51.538		40.900		42.792		233.8	2:15.230	
13	51.258		40.929		42.962		234.0	2:15.149		27	51.162		41.223		42.940		233.6	2:15.325	
14	50.055		43.328		44.204		232.4	2:17.587		28									

866										Toyota Supra a90									
lap	Sect-1	Speed	Sect-2	Speed	Sect-3	Speed	TopSpeed	laptime	pit	lap	Sect-1	Speed	Sect-2	Speed	Sect-3	Speed	Topspeed	laptime	pit
1	Pit Out		44.192		45.237			2:43.955		7	52.147		44.671		53.139		223.4	2:29.957	
2	51.919		42.776		44.029		221.6	2:18.724		8	<u>51.108</u>		42.226		43.728		222.7	2:17.062	
3	51.606		42.600		43.580		223.1	2:17.786		9	59.239		46.139		43.997		222.2	2:29.375	
4	51.158		<u>41.977</u>		<u>43.408</u>		223.7	<u>2:16.543</u>		10	51.751		1:00.123		1:06.019		223.1	2:57.893	
5	1:07.118		57.609		Pit In		<u>224.6</u>	3:24.546		11	1:09.102		1:00.757		Pit In		136.5	3:25.775	
6	Pit Out		42.286		43.907			45:24.581		12									

880										3 s50b30 36									
lap	Sect-1	Speed	Sect-2	Speed	Sect-3	Speed	TopSpeed	laptime	pit	lap	Sect-1	Speed	Sect-2	Speed	Sect-3	Speed	Topspeed	laptime	pit
1	Pit Out		1:03.190		55.513			3:16.470		18	49.592		41.713		44.406		205.5	2:15.711	
2	53.665		42.396		45.432		204.4	2:21.493		19	49.651		40.806		44.036		205.1	2:14.493	
3	51.610		42.280		44.877		<u>209.1</u>	2:18.767		20	53.716		47.504		47.574		206.8	2:28.794	
4	34:55.139		45.039		46.137		207.9	36:26.315		21	49.198		43.414		46.393		203.6	2:19.005	
5	50.872		40.819		43.807		201.6	2:15.498		22	49.332		40.972		43.266		206.2	2:13.570	
6	49.181		41.220		43.861		205.6	2:14.262		23	<u>49.118</u>		41.163		42.913		204.4	2:13.194	



Turbo Racing CUP 2022 Igora Drive

Practice / Qual run

27 August 2022

Laps and Sector Times - TRC PRO / Turbo Racing Cup 1

- 5196 mtr.

7	49.185	41.079	43.472	204.7	2:13.736	24	49.139	41.010	42.780	205.6	<u>2:12.929</u>
8	50.815	45.040	46.267	202.3	2:22.122	25	52.531	49.899	Pit In	206.6	2:47.923
9	49.521	44.304	46.541	203.1	2:20.366	26	Pit Out	41.016	43.083		32:14.278
10	49.344	40.784	43.512	204.8	2:13.640	27	49.123	<u>40.463</u>	43.817	207.5	2:13.403
11	49.830	41.093	44.136	204.0	2:15.059	28	50.133	42.009	43.708	208.4	2:15.850
12	49.537	41.001	Pit In	205.6	2:32.567	29	50.190	42.679	43.214	206.4	2:16.083
13	Pit Out	47.239	51.976		7:21.582	30	53.929	43.453	43.303	205.4	2:20.685
14	56.056	49.469	45.074	165.5	2:30.599	31	49.376	40.770	43.173	207.9	2:13.319
15	49.131	40.720	43.657	207.5	2:13.508	32	15:28.452	41.625	45.073	207.8	16:55.150
16	49.411	40.954	<u>42.759</u>	207.2	2:13.124	33	49.129	40.498		207.2	12:01.243
17	49.381	41.201	43.326	205.8	2:13.908	34					

910										Honda Civic Ek									
lap	Sect-1	Speed	Sect-2	Speed	Sect-3	Speed	TopSpeed	laptime	pit	lap	Sect-1	Speed	Sect-2	Speed	Sect-3	Speed	Topspeed	laptime	pit
1	Pit Out		53.709		53.509			3:16.947		10	52.972		44.181		46.316		191.2	2:23.469	
2	56.214		45.014		48.318		184.3	2:29.546		11	1:06.527		58.925		50.844		190.3	2:56.296	
3	1:03.126		1:00.912		Pit In		183.9	3:10.477		12	52.716		<u>43.967</u>		Pit In		189.1	2:51.912	
4	Pit Out		51.708		50.207			16:18.155		13	Pit Out		57.781		49.366			48:51.850	
5	54.115		44.523		47.434		185.2	2:26.072		14	<u>52.615</u>		44.873		46.467		190.3	2:23.955	
6	1:10.376		58.858		54.270		187.7	3:03.504		15	1:01.242		54.103		48.929		192.0	2:44.274	
7	53.138		44.484		46.719		191.0	2:24.341		16	52.953		44.042		<u>45.841</u>		189.4	<u>2:22.836</u>	
8	1:13.610		55.849		Pit In		<u>193.7</u>	3:16.924		17	1:02.026		59.814		Pit In		191.2	3:13.303	
9	Pit Out		54.313		50.477			39:36.411		18									