



TrackDay 26.08.2022

Igora Drive

TrackDay

26 August 2022

Laps and Sector Times - All day

- 5196 mtr.

7										BMW 330									
lap	Sect-1	Speed	Sect-2	Speed	Sect-3	Speed	TopSpeed	laptime	pit	lap	Sect-1	Speed	Sect-2	Speed	Sect-3	Speed	Topspeed	laptime	pit
1	Pit Out		57.182		1:00.002			3:25.774		22	Pit Out		53.982		56.379			46:55.095	
2	1:06.006		54.181		57.762		169,4	2:57.949		23	1:02.518		51.217		53.335		181,3	2:47.070	
3	1:04.589		53.183		53.927		175,1	2:51.699		24	1:03.169		49.776		50.456		182,9	2:43.401	
4	1:04.895		51.606		55.081		176,5	2:51.582		25	1:01.005		1:00.191		Pit In		184,9	3:18.119	
5	1:05.277		57.569		Pit In		174,8	3:21.761		26	Pit Out		53.926		56.197			l:53:12.660	
6	Pit Out		49.356		50.855			27:54.536		27	1:02.471		50.841		53.358		181,5	2:46.670	
7	58.893		50.702		49.567		175,8	2:39.162		28	1:02.251		49.850		53.877		180,9	2:45.978	
8	58.635		46.178		50.515		166,2	2:35.328		29	1:01.773		49.329		51.547		179,1	2:42.649	
9	57.598		46.831		49.727		180,6	2:34.156		30	1:01.809		48.277		51.988		181,6	2:42.074	
10	1:03.600		54.508		Pit In		183,7	3:09.280		31	1:07.046		51.198		Pit In		180,8	3:15.024	
11	Pit Out		46.954		50.335			8:29.940		32	Pit Out		54.625		54.556			10:07.536	
12	56.181		46.130		48.630		182,6	2:30.941		33	1:02.792		51.965		53.773		180,3	2:48.530	
13	57.192		46.840		47.386		183,9	2:31.418		34	1:02.171		50.941		55.208		182,5	2:48.320	
14	55.083		45.357		46.960		188,2	2:27.400		35	1:03.254		49.781		Pit In		181,5	10:16.921	
15	54.458		44.634				<u>189,8</u>	2:57.776		36	Pit Out		44.133		47.256			42:20.898	
16	Pit Out		48.915		52.599			l:06:19.803		37	52.731		45.724		49.192		186,9	2:27.647	
17	56.803		47.102		49.526		182,9	2:33.431		38	51.214		<u>43.003</u>		47.414		186,1	2:21.631	
18	55.688		48.690		48.565		185,1	2:32.943		39	51.508		44.560		46.077		187,5	2:22.145	
19	55.498		45.103		48.942		186,6	2:29.543		40	<u>51.102</u>		44.242		<u>45.497</u>		186,8	2:20.841	
20	55.948		46.861		48.199		183,2	2:31.008		41	57.654		51.613		Pit In		186,1	3:00.901	
21	56.750		46.805		Pit In		184,2	2:49.983		42									

17 ShonX Lada										Lada Kalina									
lap	Sect-1	Speed	Sect-2	Speed	Sect-3	Speed	TopSpeed	laptime	pit	lap	Sect-1	Speed	Sect-2	Speed	Sect-3	Speed	Topspeed	laptime	pit
1	Pit Out		55.478		55.469			3:09.798		16	54.707		46.314		51.480		178,9	2:32.501	
2	1:03.348		52.154		55.226		172,4	2:50.728		17	<u>54.585</u>		46.376		<u>48.026</u>		180,1	2:28.987	
3	1:01.754		50.362		52.949		173,4	2:45.065		18	54.669		46.811		Pit In		178,8	2:51.763	
4	1:01.263		49.710		53.046		175,1	2:44.019		19	Pit Out		46.604		49.821			7:12.500	
5	1:02.599		49.446		52.366		175,0	2:44.411		20	56.366		47.104		48.526		174,2	2:31.996	
6	1:02.365		52.298		Pit In		175,7	3:10.351		21	56.335		46.283		50.154		176,8	2:32.772	
7	Pit Out		50.097		51.626			44:38.791		22	56.603		46.524		49.291		176,4	2:32.418	
8	1:01.996		49.383		50.168		178,2	2:41.547		23	57.474		48.308		49.318		175,4	2:35.100	
9	1:00.644		49.802		50.029		179,5	2:40.475		24	1:01.741		51.397		Pit In		174,4	3:02.821	
10	1:00.193		48.832		50.067		177,7	2:39.092		25	Pit Out		47.408		49.452			26:54.518	
11	58.412		46.887		49.882		179,8	2:35.181		26	56.185		47.137		49.365		173,0	2:32.687	
12	58.346		47.688		Pit In		179,0	2:51.872		27	56.139		46.812		49.090		177,6	2:32.041	
13	Pit Out		<u>45.591</u>		48.145			47:12.428		28	55.974		46.886		49.980		176,7	2:32.840	
14	54.890		45.910		48.116		<u>181,4</u>	<u>2:28.916</u>		29	56.214		46.540		48.850		175,7	2:31.604	
15	54.730		46.008		48.303		178,9	2:29.041		30	56.115		47.127		Pit In		174,7	2:45.039	

17 SpeedWay Ranch										Peugeot 308									
lap	Sect-1	Speed	Sect-2	Speed	Sect-3	Speed	TopSpeed	laptime	pit	lap	Sect-1	Speed	Sect-2	Speed	Sect-3	Speed	Topspeed	laptime	pit
1	Pit Out		46.464		48.688			2:41.837		14	Pit Out		47.370		51.110			?:06:56.464	
2	55.106		47.100		48.999		182,7	2:31.205		15	1:01.218		47.831		54.332		179,8	2:43.381	
3	54.840		45.259		48.431		181,7	2:28.530		16	1:00.104		47.416		51.224		181,4	2:38.744	
4	54.766		45.364		48.870		181,1	2:29.000		17	1:01.865		47.289		50.889		181,5	2:40.043	
5	54.043		45.030		48.329		179,8	2:27.402		18	59.316		47.160		49.393		180,3	2:35.869	
6	54.611		45.132		Pit In		179,4	2:47.241		19	1:01.086		47.435		Pit In		179,9	3:04.451	
7	Pit Out		49.106		47.234			47:21.894		20	Pit Out		50.094		47.685			l:47:34.972	
8	53.626		44.191		46.531		183,6	2:24.348		21	54.727		45.228		47.373		182,7	2:27.328	
9	52.226		46.033		46.653		<u>185,4</u>	2:24.912		22	1:05.278		44.800		48.515		183,1	2:38.593	
10	52.759		44.367		<u>46.447</u>		183,3	<u>2:23.573</u>		23	53.537		44.191		47.306		182,7	2:25.034	
11	52.964		44.593		49.184		183,0	2:26.741		24	53.809		44.208		47.092		182,0	2:25.109	
12	53.810		43.868		46.613		183,3	2:24.291		25	53.138		44.515		46.690		181,0	2:24.343	
13	<u>52.137</u>		<u>43.423</u>		Pit In		182,7	2:37.517		26	55.723		44.755		Pit In		181,1	2:41.680	

19										ShortCut									
lap	Sect-1	Speed	Sect-2	Speed	Sect-3	Speed	TopSpeed	laptime	pit	lap	Sect-1	Speed	Sect-2	Speed	Sect-3	Speed	Topspeed	laptime	pit
1	Pit Out		55.022		53.557			3:16.101		20	1:02.849		50.072		50.489		184,9	2:43.410	
2	1:04.207		53.619		54.837		177,0	2:52.663		21	1:01.222		49.683		50.089		188,2	2:40.994	
3	1:02.499		51.476		52.322		179,5	2:46.297		22	1:00.239		48.051		48.975		187,8	2:37.265	
4	1:02.149		50.216		52.417		179,6	2:44.782		23	59.516		47.365		48.415		186,9	2:35.296	
5	1:02.754		50.631		51.115		178,6	2:44.500		24	59.623		46.877		Pit In		188,9	2:56.437	
6	1:01.906		50.437		50.212		181,1	3:08.212		25	Pit Out		44.205		44.767			l:06:52.003	
7	Pit Out		50.804		50.837			45:40.878		26	51.734		43.870		45.367		187,7	2:20.971	
8	58.946		47.429		48.711		180,8	2:35.086		27	51.670		43.215		43.998		189,7	2:18.883	



TrackDay 26.08.2022 Igora Drive

TrackDay

26 August 2022

Laps and Sector Times - All day

- 5196 mtr.


9	55.718	48.920	48.720	178,8	2:33.358	28	51.587	42.470	43.608	191,6	2:17.665
10	55.484	45.007	46.790	180,5	2:27.281	29	51.423	42.151	45.162	<u>196,4</u>	2:18.736
11	54.356	44.543	46.003	180,8	2:24.902	30	50.723	42.257	43.611	192,1	2:16.591
12	53.528	44.141	Pit In	184,3	2:55.177	31	54.836	49.127	Pit In	191,1	2:49.015
13	Pit Out	44.972	47.677		46:44.954	32	Pit Out	45.376	48.003		46:33.106
14	53.962	44.905	45.795	188,1	2:24.662	33	50.896	42.372	43.655	185,8	2:16.923
15	52.343	43.179	44.326	184,3	2:19.848	34	50.237	42.267	43.527	187,2	2:16.031
16	51.626	43.054	46.534	185,4	2:21.214	35	51.081	42.259	43.832	187,2	2:17.172
17	53.265	45.004	45.281	186,6	2:23.550	36	<u>50.011</u>	<u>41.986</u>	<u>43.075</u>	187,9	<u>2:15.072</u>
18	53.752	46.007	Pit In	185,2	2:49.774	37	51.000	43.932	44.209	194,1	2:19.141
19	Pit Out	50.727	51.255		2:50:30.715	38	50.893	44.929	Pit In	188,8	2:46.052

20		LapTime Bolt							ShortCut										
lap	Sect-1	Speed	Sect-2	Speed	Sect-3	Speed	TopSpeed	laptime	pit	lap	Sect-1	Speed	Sect-2	Speed	Sect-3	Speed	Topspeed	laptime	pit
1	Pit Out		1:06.634		1:03.643			3:36.030		4	<u>1:04.395</u>		53.494		<u>55.686</u>		180,8	2:53.575	
2	1:12.490		59.026		58.601		142,0	3:10.117		5	1:05.657		57.493		Pit In		169,4	3:21.713	
3	1:06.541		56.994		58.970		<u>181,1</u>	3:02.505		6									

34		Lucky Wheels							BMW										
lap	Sect-1	Speed	Sect-2	Speed	Sect-3	Speed	TopSpeed	laptime	pit	lap	Sect-1	Speed	Sect-2	Speed	Sect-3	Speed	Topspeed	laptime	pit
1	Pit Out		46.315		47.970			2:43.252		5	1:04.093		1:01.528		Pit In		<u>178,7</u>	3:19.844	
2	53.364		44.413		48.417		176,3	2:26.194		6	Pit Out		46.301		48.542			1:09:13.337	
3	52.368		44.221		<u>46.996</u>		176,7	2:23.585		7	55.697		45.899		47.063		175,0	2:28.659	
4	<u>51.861</u>		<u>43.688</u>		47.037		175,4	<u>2:22.586</u>		8	55.023		45.540		Pit In		177,8	2:44.438	

37									BMW										
lap	Sect-1	Speed	Sect-2	Speed	Sect-3	Speed	TopSpeed	laptime	pit	lap	Sect-1	Speed	Sect-2	Speed	Sect-3	Speed	Topspeed	laptime	pit
1	Pit Out		46.986		49.991			2:42.939		28	52.554		41.237		44.552		203,4	2:18.343	
2	57.027		44.293		48.251		199,2	2:29.571		29	50.651		42.022		43.987		202,2	2:16.660	
3	55.407		44.107		46.907		<u>205,6</u>	2:26.421		30	49.869		41.180		46.761		205,2	2:17.810	
4	55.227		43.785		46.138		202,5	2:25.150		31	50.287		40.833		44.650		192,7	2:15.770	
5	55.148		43.568		46.661		204,2	2:25.377		32	49.492		41.113		44.369		201,8	2:14.974	
6	55.457		43.616		45.524		201,4	2:24.597		33	50.298		41.167		Pit In		201,1	2:31.704	
7	55.317		43.867		Pit In		204,2	2:43.499		34	Pit Out		45.994		47.486			5:52.827	
8	Pit Out		42.270		44.476			44:52.182		35	55.820		44.111		46.626		204,2	2:26.557	
9	52.022		42.228		45.674		202,0	2:19.924		36	52.200		44.399		45.416		202,5	2:22.015	
10	52.490		42.818		45.343		197,1	2:20.651		37	52.863		43.351		45.395		205,1	2:21.609	
11	53.295		7:13.929		Pit In		194,5	10:37.353		38	52.916		44.055		44.913		204,7	2:21.884	
12	Pit Out		45.612		45.373			24:52.403		39	52.584		45.982		Pit In		204,0	2:38.911	
13	54.038		44.098		47.014		200,4	2:25.150		40	Pit Out		41.144		43.629			23:19.962	
14	51.821		42.314		43.808		198,6	2:17.943		41	50.050		40.593		44.737		200,4	2:15.380	
15	51.910		42.782		45.124		201,9	2:19.816		42	49.793		40.784		44.790		202,0	2:15.367	
16	52.908		42.037		44.161		198,3	2:19.106		43	49.342		<u>40.569</u>		43.332		196,5	<u>2:13.243</u>	
17	52.824		43.895		46.308		202,0	2:23.027		44	49.509		41.692		43.951		203,1	2:15.152	
18	53.752		43.841		Pit In		199,8	2:42.514		45	49.515		41.196		<u>43.276</u>		202,3	2:13.987	
19	Pit Out		51.149		52.063			26:22.201		46	<u>49.107</u>		41.075		43.985		202,5	2:14.167	
20	56.393		46.335		47.900		188,7	2:30.628		47	45:32.715		43.503		45.359		200,3	47:01.577	
21	54.846		45.363		47.792		196,0	2:28.001		48	51.904		42.402		44.575		203,0	2:18.881	
22	54.184		47.092		47.636		190,1	2:28.912		49	51.097		41.446		45.149		204,1	2:17.692	
23	53.895		45.296		46.660		201,2	2:25.851		50	51.342		41.730		44.127		197,1	2:17.199	
24	54.732		44.740		47.357		199,1	2:26.829		51	50.435		41.672		44.220		203,0	2:16.327	
25	54.016		44.526		Pit In		196,7	2:44.511		52	50.619		41.099		44.501		203,7	2:16.219	
26	Pit Out		43.646		45.820			3:09:03.457		53	52.819		42.952		Pit In		201,8	2:36.907	
27	52.489		40.669		44.344		205,5	2:17.502		54									

39		ShonX GT4							Porsche 718 GT4										
lap	Sect-1	Speed	Sect-2	Speed	Sect-3	Speed	TopSpeed	laptime	pit	lap	Sect-1	Speed	Sect-2	Speed	Sect-3	Speed	Topspeed	laptime	pit
1	Pit Out		44.223		42.260			2:32.564		23	57.081		44.456		44.671		230,6	2:26.208	
2	53.416		42.491		42.181		228,3	2:18.088		24	55.090		44.429		44.190		231,1	2:23.709	
3	49.084		40.856		41.973		228,7	2:11.913		25	55.529		44.834		44.367		231,3	2:24.730	
4	50.349		41.589		40.895		227,5	2:12.833		26	54.583		45.310		46.155		231,5	2:26.048	
5	48.747		41.223		41.678		228,8	2:11.648		27	1:07.065		47.172		Pit In		232,2	2:56.686	
6	48.748		40.733		41.882		228,8	2:11.363		28	Pit Out		43.581		44.513			29:11.794	
7	57.487		49.833		Pit In		227,3	2:53.595		29	53.417		43.448		43.854		232,6	2:20.719	
8	Pit Out		43.169		43.755			44:05.291		30	52.889		43.570		44.383		233,5	2:20.842	
9	52.184		42.733		43.852		228,0	2:18.769		31	53.447		44.395		Pit In		231,5	2:31.200	
10	51.738		42.464		43.480		228,1	2:17.682		32	Pit Out		42.520		42.592			11:40.188	
11	51.002		42.303		42.520		228,0	2:15.825		33	50.744		41.121		42.569		230,2	2:14.434	



TrackDay 26.08.2022 Igora Drive

TrackDay

26 August 2022

Laps and Sector Times - All day

- 5196 mtr.



12	50.054	41.402	42.385	228,7	2:13.841	34	50.113	40.588	41.424	230,4	2:12.125
13	50.581	40.943	41.711	229,4	2:13.235	35	53.097	40.557	41.755	232,0	2:15.409
14	49.687	40.930	41.393	230,4	2:12.010	36	49.692	40.525	42.934	231,8	2:13.151
15	50.165	59.863	Pit In	229,9	3:04.078	37	49.498	40.467	41.294	230,8	2:11.259
16	Pit Out	41.679	40.889		8:47.701	38	51.278	44.327	Pit In	231,5	2:35.977
17	48.753	42.606	41.518	229,0	2:12.877	39	Pit Out	39.837	40.730		23:54.854
18	49.996	41.288	41.228	229,2	2:12.512	40	50.056	40.611	<u>40.449</u>	<u>234,2</u>	2:11.116
19	49.588	40.271	41.749	228,1	2:11.608	41	49.075	<u>39.563</u>	40.825	233,6	2:09.463
20	58.908	49.208	Pit In	228,1	3:09.046	42	48.885	39.781	40.779	233,5	<u>2:09.445</u>
21	Pit Out	45.701	46.830		2:07:34.867	43	<u>48.249</u>	39.690	41.526	233,1	2:09.465
22	54.463	45.888	46.727	231,0	2:27.078	44	50.472	40.099	Pit In	231,8	2:47.254

40 LapTime Mary										ShortCut									
lap	Sect-1	Speed	Sect-2	Speed	Sect-3	Speed	TopSpeed	laptime	pit	lap	Sect-1	Speed	Sect-2	Speed	Sect-3	Speed	Topspeed	laptime	pit
1	Pit Out		1:22.325		1:28.092			4:56.497		8	Pit Out		1:00.521		1:05.378			4:45:30.776	
2	1:32.478		1:12.902		1:14.755		106,8	4:00.135		9	1:25.211		1:00.428		1:01.599		154,2	3:27.238	
3	1:24.379		1:07.698		1:13.536		134,6	3:45.613		10	1:11.066		59.947				157,9	3:40.906	
4	49:18.061		1:02.911		Pit In		114,3	51:53.620		11	Pit Out		1:09.319		1:07.386			2:18:32.727	
5	Pit Out		55.754		57.337			4:44.960		12	1:16.649		1:00.728		1:04.217		154,9	3:21.594	
6	1:07.205		54.795		<u>55.273</u>		164,3	<u>2:57.273</u>		13	1:18.971		57.978		1:01.821		163,9	3:18.770	
7	<u>1:03.766</u>		<u>54.647</u>		Pit In		<u>167,1</u>	3:21.766		14									

55 LapTime Emmy										ShortCut									
lap	Sect-1	Speed	Sect-2	Speed	Sect-3	Speed	TopSpeed	laptime	pit	lap	Sect-1	Speed	Sect-2	Speed	Sect-3	Speed	Topspeed	laptime	pit
1	Pit Out		50.435		51.644			2:56.815		17	1:07.192		56.700		Pit In		148,9	3:33.291	
2	1:01.620		48.610		50.598		175,9	2:40.828		18	Pit Out		1:02.688		1:08.591			44:53.468	
3	1:00.986		48.680		49.660		180,4	2:39.326		19	1:04.210		52.683		56.451		162,0	2:53.344	
4	1:01.833		48.689		49.694		181,6	2:40.216		20							0,6	9:05.075	
5	1:00.278		49.963		49.710		184,4	2:39.951		21	11:01.470		49.266		51.425			2:12:42.161	
6	1:03.428		50.825		Pit In		182,2	3:06.973		22	1:00.862		47.565		51.032		181,6	2:39.459	
7	Pit Out		1:10.089		1:08.750			50:00.928		23	1:00.042		46.973		49.780		183,9	2:36.795	
8	1:13.293		58.468		59.666		152,4	3:11.427		24	59.171		45.758		50.758		184,2	2:35.687	
9	1:06.966		54.758		57.962		146,5	2:59.686		25	1:03.758		1:01.031		Pit In		184,8	3:24.475	
10	1:02.266		51.697		52.829		158,2	2:46.792		26	Pit Out		44.809		50.454			1:46:53.298	
11	1:02.131		55.356		Pit In		161,9	3:16.484		27	51.436		<u>42.748</u>		<u>44.777</u>		<u>191,0</u>	<u>2:18.961</u>	
12	Pit Out		1:00.183		1:00.501			45:13.835		28	51.422		42.869		44.936		187,4	2:19.227	
13	1:02.921		52.786		56.436		156,6	2:52.143		29	<u>51.033</u>		43.121		45.533		186,5	2:19.687	
14	1:00.150		54.356		57.106		167,9	2:51.612		30	51.441		43.739		44.938		186,3	2:20.118	
15	1:00.496		53.909		55.174		176,9	2:49.579		31	51.955		43.097		45.666		190,5	2:20.718	
16	1:13.445		56.032		1:01.793		173,9	3:11.270		32	52.122		43.062		Pit In		187,2	2:37.451	

60										Mini Cooper									
lap	Sect-1	Speed	Sect-2	Speed	Sect-3	Speed	TopSpeed	laptime	pit	lap	Sect-1	Speed	Sect-2	Speed	Sect-3	Speed	Topspeed	laptime	pit
1	Pit Out		58.001		56.449			3:28.325		15	59.236		48.541		49.140		199,0	2:36.917	
2	1:06.544		53.331		54.030		182,2	2:53.905		16	1:00.277		47.433		50.438		175,1	2:38.148	
3	1:04.940		52.731		53.591		195,6	2:51.262		17	1:07.232		1:01.195		Pit In		200,7	3:32.471	
4	1:02.767		50.422		51.217		200,3	2:44.406		18	Pit Out		57.265		52.446			45:23.073	
5	1:03.089		51.184		50.615		192,1	2:44.888		19	58.190		47.615		47.851		199,8	2:33.656	
6	1:12.992		1:08.045		Pit In		188,9	3:37.348		20	58.589		47.459		48.207		201,8	2:34.255	
7	Pit Out		57.873		51.735			47:50.356		21	1:01.775		1:17.492		Pit In		201,6	3:49.148	
8	1:01.966		49.958		50.785		199,6	2:42.709		22	Pit Out		55.495		50.520			3:14:26.293	
9	59.194		48.944		49.944		199,9	2:38.082		23	58.719		49.682		50.569		201,0	2:38.970	
10	58.669		50.017		49.874		200,3	2:38.560		24	<u>56.406</u>		47.855		47.448		203,3	2:31.709	
11	1:04.381		55.995		Pit In		200,2	3:13.629		25	57.184		47.602		47.708		<u>204,0</u>	2:32.494	
12	Pit Out		49.040		Pit In			46:06.438		26	56.407		<u>46.962</u>		<u>47.077</u>		203,1	<u>2:30.446</u>	
13	Pit Out		48.826		48.991			3:40.904		27	1:01.699		1:06.686		Pit In		203,6	3:27.294	
14	59.074		48.635		49.749		200,7	2:37.458		28									

196										Renault Megane RS									
lap	Sect-1	Speed	Sect-2	Speed	Sect-3	Speed	TopSpeed	laptime	pit	lap	Sect-1	Speed	Sect-2	Speed	Sect-3	Speed	Topspeed	laptime	pit
1	Pit Out		48.922		49.883			2:51.605		7	Pit Out		47.587		46.817			1:31:21.968	
2	54.264		44.302		46.666		208,1	2:25.232		8	54.473		<u>43.767</u>		45.877		206,6	<u>2:24.117</u>	
3	<u>53.132</u>		45.958		46.643		207,9	2:25.733		9	55.224		44.042		48.465		207,5	2:27.731	
4	55.778		46.252		50.464		207,2	2:32.494		10	58.785		45.852		46.145		202,9	2:30.782	
5	59.573		46.241		46.623		159,6	2:32.437		11	53.324		46.227		<u>45.442</u>		206,6	2:24.993	
6	1:07.240		58.212		Pit In		<u>208,6</u>	3:15.999		12	1:03.388		53.563		Pit In		207,9	3:06.562	



TrackDay 26.08.2022 Igora Drive

TrackDay

26 August 2022

Laps and Sector Times - All day

- 5196 mtr.



										ShortCut									
lap	Sect-1	Speed	Sect-2	Speed	Sect-3	Speed	TopSpeed	laptime	pit	lap	Sect-1	Speed	Sect-2	Speed	Sect-3	Speed	Topspeed	laptime	pit
1	Pit Out		53.347		59.032			3:06.404		25	Pit Out		43.986		46.174			25:32.623	
2	1:02.823		50.742		56.242		169,1	2:49.807		26	53.261		43.608		45.943		184,2	2:22.812	
3	1:03.226		50.903		56.639		176,2	2:50.768		27	51.396		<u>42.776</u>		44.889		182,3	<u>2:19.061</u>	
4	1:02.709		50.882		50.951		170,3	2:44.542		28	52.320		45.870		<u>44.458</u>		183,9	2:22.648	
5	1:00.455		49.696		51.493		184,4	2:41.644		29	53.735		42.905		44.780		189,2	2:21.420	
6	59.769		49.339		Pit In		186,0	3:01.770		30	1:17.329		45.880		44.791		183,4	2:48.000	
7	Pit Out		49.681		51.608			6:18.147		31	51.555		42.781		Pit In		185,4	2:42.140	
8	1:00.739		49.965		50.167		185,7	2:40.871		32	Pit Out		51.327		53.823			1:48:00.300	
9	58.507		45.913		48.417		183,4	2:32.837		33	1:01.278		49.058		50.162		189,8	2:40.498	
10	56.799		46.487		48.618		184,9	2:31.904		34	1:00.980		48.985		50.537		190,9	2:40.502	
11	57.027		44.875		48.207		183,9	2:30.109		35	1:00.922		49.357		50.830		188,0	2:41.109	
12	55.915		45.013		Pit In		189,2	2:45.791		36	1:06.423		49.345		50.585		187,1	2:46.353	
13	Pit Out		43.826		46.456			26:42.650		37	1:04.952		50.667		Pit In		182,4	3:07.573	
14	52.812		43.812		45.728		186,8	2:22.352		38	Pit Out		50.103		52.387			27:46.538	
15	52.283		43.228		43.228		188,4	2:30.442		39	1:05.889		56.228		59.785		157,1	3:01.902	
16	Pit Out		45.239		45.296			4:10.958		40	1:02.037		49.476		56.052		170,6	2:47.565	
17	<u>51.277</u>		43.329		44.533		193,8	2:19.139		41	1:04.790		48.444		52.961		168,0	2:46.195	
18	53.766		46.388		Pit In		<u>194,0</u>	2:43.859		42	1:00.580		57.040		Pit In		170,7	3:15.838	
19	Pit Out		46.746		47.397			7:02.670		43	Pit Out		46.052		Pit In			?:06:36.641	
20	53.780		44.954		48.150		185,2	2:26.884		44	Pit Out		45.567		46.771			3:55.234	
21	53.625		43.709		48.048		183,7	2:25.382		45	53.581		44.249		45.865		172,1	2:23.695	
22	55.898		44.096		48.759		186,6	2:28.753		46	52.417		43.744		45.497		177,7	2:21.658	
23	56.493		45.454		48.192		190,0	2:30.139		47	52.038		43.739		45.759		173,5	2:21.536	
24	55.700		46.103		Pit In		190,4	3:01.657		48	59.900		55.140		Pit In		175,4	3:05.915	

LapTime										ShortCut									
lap	Sect-1	Speed	Sect-2	Speed	Sect-3	Speed	TopSpeed	laptime	pit	lap	Sect-1	Speed	Sect-2	Speed	Sect-3	Speed	Topspeed	laptime	pit
1	Pit Out		1:31.411		1:30.738			4:55.366		7	52.927		44.284		46.326		<u>183,3</u>	2:23.537	
2	1:33.975		1:18.911		1:16.552		117,7	4:09.438		8	53.125		<u>43.056</u>		45.266		183,2	2:21.447	
3	1:25.694		1:13.613		1:17.550		126,7	3:56.857		9	<u>51.783</u>		43.533		<u>44.815</u>		178,6	<u>2:20.131</u>	
4	1:39.109		1:30.556		Pit In		91,5	5:03.289		10	52.586		43.509		45.698		175,6	2:21.793	
5	Pit Out		44.593		46.653			42:24.187		11	51.978		43.788		Pit In		177,2	2:34.704	
6	53.057		43.864		45.670		178,5	2:22.591		12									

										BMW									
lap	Sect-1	Speed	Sect-2	Speed	Sect-3	Speed	TopSpeed	laptime	pit	lap	Sect-1	Speed	Sect-2	Speed	Sect-3	Speed	Topspeed	laptime	pit
1	Pit Out		52.021		48.166			2:55.911		10	1:05.296		52.667		Pit In		223,2	3:14.850	
2	54.817		45.294		44.785		222,4	2:24.896		11	Pit Out		47.825		46.516			?:56:25.814	
3	53.247		42.983		44.341		223,4	2:20.571		12	54.140		43.222		46.027		224,4	2:23.389	
4	59.120		49.323		50.678		222,9	2:39.121		13	55.197		47.542		45.059		226,8	2:27.798	
5	53.288		<u>42.766</u>		44.348		222,2	<u>2:20.402</u>		14	53.352		43.087		44.704		<u>226,9</u>	2:21.143	
6	1:00.880		53.151		Pit In		223,4	3:04.009		15	57.043		46.259		51.121		226,6	2:34.423	
7	Pit Out		51.264		48.172			1:06:34.604		16	<u>53.085</u>		43.431		<u>44.338</u>		226,6	2:20.854	
8	54.445		43.872		44.408		221,3	2:22.725		17	57.602		48.718		Pit In		226,8	2:55.569	
9	54.395		44.272		45.397		222,4	2:24.064		18									

										Toyota Supra									
lap	Sect-1	Speed	Sect-2	Speed	Sect-3	Speed	TopSpeed	laptime	pit	lap	Sect-1	Speed	Sect-2	Speed	Sect-3	Speed	Topspeed	laptime	pit
1	Pit Out		52.373		47.879			2:52.019		11	57.940		48.470		47.997		221,4	2:34.407	
2	55.306		46.793		49.205		192,0	2:31.304		12	57.822		46.959		47.574		220,3	2:32.355	
3	54.945		45.774		48.395		196,1	2:29.114		13	1:09.438		1:04.251		Pit In		220,6	3:30.947	
4	1:05.545		1:06.642		49.904		216,0	3:02.091		14	Pit Out		43.292		46.601			49:31.259	
5	55.686		45.917		46.480		219,2	2:28.083		15	54.931		44.441		46.326		219,8	2:25.698	
6	1:08.658		1:03.927		Pit In		204,1	3:28.275		16	54.627		43.202		45.632		<u>222,4</u>	2:23.461	
7	Pit Out		52.161		52.389			?:45:34.830		17	1:06.319		53.324		45.894		220,8	2:45.537	
8	59.299		48.558		48.942		219,2	2:36.799		18	53.586		43.170		45.298		220,9	2:22.054	
9	1:00.114		48.125		49.064		219,3	2:37.303		19	<u>52.503</u>		<u>42.938</u>		<u>44.967</u>		222,2	<u>2:20.408</u>	
10	1:01.077		58.777		53.156		220,8	2:53.010		20	1:06.724		1:03.690		Pit In		215,5	3:24.316	

										BMW M2									
lap	Sect-1	Speed	Sect-2	Speed	Sect-3	Speed	TopSpeed	laptime	pit	lap	Sect-1	Speed	Sect-2	Speed	Sect-3	Speed	Topspeed	laptime	pit
1	Pit Out		50.624		51.144			2:55.260		10	55.477		44.772		45.962		226,8	2:26.211	
2	1:00.531		52.197		56.479		217,4	2:49.207		11	1:00.167		57.871		Pit In		227,1	3:21.827	
3	58.721		48.878		50.582		218,8	2:38.181		12	Pit Out		54.046		56.081			26:57.352	
4	59.351		48.138		49.792		224,2	2:37.281		13	53.141		45.631		58.292		<u>228,8</u>	2:37.064	



TrackDay 26.08.2022 Igora Drive

TrackDay

26 August 2022

Laps and Sector Times - All day

- 5196 mtr.

5	1:00.097	53.811	Pit In	225,2	3:03.560	14	53.696	44.296	45.643	216,9	2:23.635
6	Pit Out	49.654	47.187		46:56.020	15	57.755	56.521	1:03.480	226,8	2:57.756
7	57.593	46.420	46.913	224,4	2:30.926	16	<u>53.081</u>	<u>43.633</u>	<u>44.866</u>	228,3	<u>2:21.580</u>
8	56.584	45.450	46.726	224,6	2:28.760	17	57.566	54.245	Pit In	228,0	3:06.229
9	55.356	47.767	52.656	226,3	2:35.779	18					



BMW M2																			
lap	Sect-1	Speed	Sect-2	Speed	Sect-3	Speed	TopSpeed	laptime	pit	lap	Sect-1	Speed	Sect-2	Speed	Sect-3	Speed	Topspeed	laptime	pit
1	Pit Out		49.555		50.774			3:03.973		4	1:01.580		55.861		54.189		<u>224,7</u>	2:51.630	
2	52.561		44.908		46.924		224,4	2:24.393		5	52.361		45.885		<u>45.980</u>		224,4	2:24.226	
3	<u>51.374</u>		<u>44.011</u>		47.547		223,7	<u>2:22.932</u>		6	55.783		53.498		Pit In		<u>224,7</u>	2:55.978	

Porsche 911																			
lap	Sect-1	Speed	Sect-2	Speed	Sect-3	Speed	TopSpeed	laptime	pit	lap	Sect-1	Speed	Sect-2	Speed	Sect-3	Speed	Topspeed	laptime	pit
1	Pit Out		53.626		54.574			3:07.711		17	1:02.193		47.270		Pit In		215,4	3:16.711	
2	1:01.771		47.989		49.729		202,2	2:39.489		18	Pit Out		51.036		48.732			12:41.695	
3	1:02.694		52.713		50.961		211,7	2:46.368		19	59.416		48.789		52.236		213,1	2:40.441	
4	1:00.580		48.145		49.523		213,7	2:38.248		20	1:01.488		46.803		46.800		210,0	2:35.091	
5	59.134		50.204		50.301		226,1	2:39.639		21	57.403		46.126		46.639		228,8	2:30.168	
6	1:00.166		47.336		54.776		219,8	2:42.278		22	1:09.353		59.442		Pit In		<u>231,5</u>	3:22.948	
7	1:02.035		48.584		Pit In		126,6	2:58.268		23	Pit Out		55.692		49.749			24:30.076	
8	Pit Out		47.509		47.859			4:37.560		24	56.854		49.658		50.081		225,2	2:36.593	
9	1:06.335		51.483		50.077		178,7	2:47.895		25	56.412		45.479		45.444		222,9	2:27.335	
10	1:01.891		50.645		49.521		221,1	2:42.057		26	<u>54.193</u>		<u>44.562</u>		<u>45.389</u>		226,4	<u>2:24.144</u>	
11	1:02.285		50.178		48.206		198,8	2:40.669		27	54.964		44.836		47.707		227,8	2:27.507	
12	1:01.340		48.621		48.505		220,9	2:38.466		28	59.124		45.424		Pit In		189,7	2:53.531	
13	1:06.995		58.399		Pit In		195,3	3:18.371		29	Pit Out		46.815		51.125			1:06:55.482	
14	Pit Out		49.614		50.322			9:38.379		30	1:00.993		56.200		53.414		182,5	2:50.607	
15	1:00.128		53.590		49.427		215,5	2:43.145		31	1:02.027		55.291		55.331		175,2	2:52.649	
16	1:01.190		55.907		53.689		194,1	2:50.786		32	58.462		53.288		Pit In		161,4	2:52.242	

lap	Sect-1	Speed	Sect-2	Speed	Sect-3	Speed	TopSpeed	laptime	pit	lap	Sect-1	Speed	Sect-2	Speed	Sect-3	Speed	Topspeed	laptime	pit
1	Pit Out		50.187		48.546			2:46.457		9	1:04.036		1:10.499		Pit In		220,8	3:53.492	
2	57.705		48.207		48.828		220,8	2:34.740		10	Pit Out		48.144		48.448			1:13:09.497	
3	59.170		47.167		48.105		222,6	2:34.442		11	55.364		46.616		46.228		226,4	2:28.208	
4	56.838		47.252		48.493		223,9	2:32.583		12	56.305		45.796		50.915		227,1	2:33.016	
5	59.491		48.678		Pit In		224,7	2:51.702		13	57.180		45.604		46.523		202,6	2:29.307	
6	Pit Out		1:00.005		54.257			50:17.767		14	56.489		49.680		48.695		<u>228,0</u>	2:34.864	
7	59.829		48.762		50.337		190,5	2:38.928		15	<u>54.690</u>		<u>44.897</u>		<u>44.917</u>		224,4	<u>2:24.504</u>	
8	59.028		48.559		49.048		215,1	2:36.635		16	1:04.955		55.538		Pit In		227,1	3:18.534	

Porsche 911 GT3																			
lap	Sect-1	Speed	Sect-2	Speed	Sect-3	Speed	TopSpeed	laptime	pit	lap	Sect-1	Speed	Sect-2	Speed	Sect-3	Speed	Topspeed	laptime	pit
1	Pit Out		1:04.122		59.157			3:28.987		13	Pit Out		53.253		53.310			1:10:36.490	
2	1:00.799		47.411		45.267		187,3	2:33.477		14	1:03.747		51.604		49.162		208,2	2:44.513	
3	55.912		46.084		Pit In		<u>236,2</u>	2:36.635		15	1:02.580		49.375		51.696		201,8	2:43.651	
4	Pit Out		56.490		51.394			10:39.530		16	1:01.196		48.842		49.465		202,2	2:39.503	
5	1:08.228		57.509		Pit In		190,3	3:07.509		17	1:02.510		49.649		50.742		199,0	2:42.901	
6	Pit Out		55.456		48.930			4:43.890		18	1:11.586		1:03.698		Pit In		210,8	3:30.160	
7	56.543		46.085		Pit In		185,1	2:52.397		19	Pit Out		57.542		58.967			1:04:59.014	
8	Pit Out		<u>45.584</u>		46.073			1:29:57.157		20	1:01.504		50.809		54.771		158,9	2:47.084	
9	54.311		51.437		45.035		230,2	2:30.783		21	1:01.855		50.781		54.590		160,1	2:47.226	
10	54.840		54.224		45.639		<u>236,2</u>	2:34.703		22	1:01.516		51.289		53.950		158,4	2:46.755	
11	<u>53.659</u>		46.330		<u>44.940</u>		235,5	<u>2:24.929</u>		23	1:02.004		51.447		53.923		159,6	2:47.374	
12	1:01.417		1:01.325		Pit In		214,6	3:17.220		24	1:13.158		59.930		Pit In		160,0	3:27.655	

Subaru Impreza STI																			
lap	Sect-1	Speed	Sect-2	Speed	Sect-3	Speed	TopSpeed	laptime	pit	lap	Sect-1	Speed	Sect-2	Speed	Sect-3	Speed	Topspeed	laptime	pit
1	Pit Out		50.263		48.965			2:47.356		11	59.419		46.937		48.407		207,1	2:34.763	
2	55.734		47.093		48.945		207,2	2:31.772		12	57.704		46.095		49.383		206,9	2:33.182	
3	55.763		44.975		47.548		208,5	2:28.286		13	58.169		48.618		Pit In		207,1	2:51.168	
4	59.690		54.055		49.864		208,8	2:43.609		14	Pit Out		48.354		48.131			1:09:44.637	
5	<u>54.452</u>		45.600		51.301		<u>209,8</u>	2:31.360		15	55.347		48.718		49.005		208,4	2:33.070	
6	1:05.557		56.146		55.323		209,5	2:57.026		16	54.633		<u>44.691</u>		47.279		197,9	<u>2:26.603</u>	
7	1:03.684		49.480		Pit In		119,6	2:59.177		17	54.852		45.439		47.953		209,1	2:28.244	
8	Pit Out		51.521		54.112			1:05:26.687		18	55.202		46.870		<u>47.182</u>		208,9	2:29.254	



TrackDay 26.08.2022 Igora Drive

TrackDay

26 August 2022

Laps and Sector Times - All day

- 5196 mtr.

9	1:01.396	49.298	50.865	205,8	2:41.559	19	56.514	53.050	Pit In	207,8	3:01.434
10	59.001	47.571	50.026	206,4	2:36.598	20					

											Mitsubishi Lancer EVO X										
lap	Sect-1	Speed	Sect-2	Speed	Sect-3	Speed	TopSpeed	laptime	pit	lap	Sect-1	Speed	Sect-2	Speed	Sect-3	Speed	Topspeed	laptime	pit		
1	Pit Out		53.036		56.914			3:11.177		6	Pit Out		46.405		50.890			1:27:26.627			
2	1:01.138		51.482		51.046		194,7	2:43.666		7	56.213		<u>44.028</u>		46.743		212,9	2:26.984			
3	58.317		47.824		49.992		211,7	2:36.133		8	<u>55.600</u>		45.505		<u>45.590</u>		<u>214,0</u>	<u>2:26.695</u>			
4	1:00.088		54.568		1:04.034		211,0	2:58.690		9	1:05.000		1:05.971		Pit In		212,0	3:48.509			
5	59.163		46.614		Pit In		195,5	3:13.554		10											

											ShonX Porsche AG											Porsche 911										
lap	Sect-1	Speed	Sect-2	Speed	Sect-3	Speed	TopSpeed	laptime	pit	lap	Sect-1	Speed	Sect-2	Speed	Sect-3	Speed	Topspeed	laptime	pit													
1	Pit Out		49.002		51.215			3:03.924		10	56.118		49.953		Pit In		221,3	2:58.472														
2	58.729		47.772		48.882		212,6	2:35.383		11	Pit Out		<u>45.747</u>		<u>47.215</u>			48:23.179														
3	58.046		47.232		50.646		220,3	2:35.924		12	<u>53.998</u>		45.941		47.280		<u>224,1</u>	<u>2:27.219</u>														
4	57.210		48.195		51.500		222,2	2:36.905		13	54.829		47.210		47.668		222,7	2:29.707														
5	57.338		51.120		Pit In		221,7	3:05.132		14	55.521		46.637		48.634		222,2	2:30.792														
6	Pit Out		47.507		47.428			1:07:16.905		15	55.921		47.265		47.691		208,4	2:30.877														
7	55.121		47.338		47.501		222,4	2:29.960		16	57.923		48.454		49.763		223,2	2:36.140														
8	56.450		47.055		48.662		222,7	2:32.167		17	58.641		50.854		Pit In		188,1	2:58.439														
9	55.665		46.973		48.728		220,4	2:31.366		18																						



											Nissan Skyline										
lap	Sect-1	Speed	Sect-2	Speed	Sect-3	Speed	TopSpeed	laptime	pit	lap	Sect-1	Speed	Sect-2	Speed	Sect-3	Speed	Topspeed	laptime	pit		
1	Pit Out		50.752		51.846			3:04.145		11	57.006		<u>44.498</u>		<u>45.795</u>		229,0	2:27.299			
2	1:00.621		46.862		47.216		223,4	2:34.699		12	56.287		45.163		46.068		<u>231,8</u>	2:27.518			
3	58.954		47.962		46.864		223,9	2:37.780		13	57.329		44.914		46.491		218,7	2:28.734			
4	1:08.332		1:08.098		Pit In		213,7	3:52.428		14	1:02.684		1:04.961		Pit In		204,8	3:19.178			
5	Pit Out		54.915		53.721			2:36.807		15	Pit Out		55.884		54.933			25:19.079			
6	1:03.620		49.250		50.260		200,4	2:43.130		16	1:00.526		46.437		47.514		197,0	2:34.477			
7	1:02.353		48.959		51.598		228,5	2:42.910		17	56.615		45.945		53.443		206,9	2:36.003			
8	1:00.596		53.059		50.319		223,7	2:43.974		18	<u>56.265</u>		46.607		1:07.236		210,1	2:50.108			
9	1:02.568		1:06.659		Pit In		210,5	3:35.225		19	57.917		47.138		Pit In		188,5	3:03.435			
10	Pit Out		52.661		48.897			51:37.083		20											

											Porsche 911 Targa										
lap	Sect-1	Speed	Sect-2	Speed	Sect-3	Speed	TopSpeed	laptime	pit	lap	Sect-1	Speed	Sect-2	Speed	Sect-3	Speed	Topspeed	laptime	pit		
1	Pit Out		48.843		47.900			3:00.951		4	<u>56.206</u>		46.005		46.295		217,4	2:28.506			
2	58.908		52.050		46.895		<u>218,7</u>	2:37.853		5	56.772		<u>45.093</u>		<u>46.116</u>		217,9	<u>2:27.981</u>			
3	56.508		46.797		46.644		217,6	2:29.949		6	1:06.303		57.993		Pit In		217,6	3:12.721			

											Mini Cooper										
lap	Sect-1	Speed	Sect-2	Speed	Sect-3	Speed	TopSpeed	laptime	pit	lap	Sect-1	Speed	Sect-2	Speed	Sect-3	Speed	Topspeed	laptime	pit		
1	Pit Out		53.739		52.289			3:07.529		10	55.661		46.389		50.652		196,4	2:32.702			
2	1:00.949		48.256		50.420		190,3	2:39.625		11	<u>55.346</u>		<u>45.354</u>		48.251		196,6	<u>2:28.951</u>			
3	1:00.655		48.236		50.264		191,4	2:39.155		12	1:11.103		1:01.584		Pit In		194,2	3:23.541			
4	1:00.302		47.005		49.704		193,1	2:37.011		13	Pit Out		57.682		53.783			1:25:22.647			
5	58.637		48.073		49.957		192,3	2:36.667		14	55.729		45.568		48.671		194,5	2:29.968			
6	1:09.441		58.819		Pit In		191,2	3:18.593		15	59.423		45.438		<u>48.210</u>		196,0	2:33.071			
7	Pit Out		1:09.592		56.105			1:06:41.530		16	55.737		45.602		48.346		196,0	2:29.685			
8	57.343		46.135		49.537		196,0	2:33.015		17	56.071		47.182		48.376		193,1	2:31.629			
9	1:09.951		53.141		53.683		<u>196,9</u>	2:56.775		18	1:03.093		55.786		Pit In		192,6	3:09.190			

											LapTime Pro											ShortCut										
lap	Sect-1	Speed	Sect-2	Speed	Sect-3	Speed	TopSpeed	laptime	pit	lap	Sect-1	Speed	Sect-2	Speed	Sect-3	Speed	Topspeed	laptime	pit													
1	Pit Out		56.787		54.234			3:07.115		4	56.344		<u>45.693</u>		48.944		170,4	2:30.981														
2	58.489		48.120		50.308		<u>191,0</u>	2:36.917		5	55.351		46.524		48.029		187,2	2:29.904														
3	56.244		45.747		<u>47.434</u>		171,2	<u>2:29.425</u>		6	<u>54.257</u>		46.019		Pit In		175,3	2:43.130														

											Lotus Elise										
lap	Sect-1	Speed	Sect-2	Speed	Sect-3	Speed	TopSpeed	laptime	pit	lap	Sect-1	Speed	Sect-2	Speed	Sect-3	Speed	Topspeed	laptime	pit		
1	Pit Out		57.188		1:00.011			3:21.794		7	1:00.495		51.520		51.191		176,0	2:43.206			
2	1:06.082		58.200		56.989		145,3	3:01.271		8	57.093		49.886		50.142		175,1	2:37.121			
3	1:01.300		50.367		55.238		175,3	2:46.905		9	56.869		46.093		<u>49.329</u>		179,2	2:32.291			
4	1:04.764		53.609		56.795		158,4	2:55.168		10	<u>55.475</u>		<u>45.604</u>		49.397		<u>180,2</u>	<u>2:30.476</u>			



TrackDay 26.08.2022

Igora Drive

TrackDay

26 August 2022

Laps and Sector Times - All day

- 5196 mtr.

5	59.668	50.633	Pit In	170,6	3:11.520	11	1:05.449	1:01.025	Pit In	177,9	3:27.954
6	Pit Out	50.385	51.443		27:58.961	12					

Peugeot 208																			
lap	Sect-1	Speed	Sect-2	Speed	Sect-3	Speed	TopSpeed	laptime	pit	lap	Sect-1	Speed	Sect-2	Speed	Sect-3	Speed	Topspeed	laptime	pit
1	Pit Out		47.886		50.839			2:53.943		7	1:02.536		48.965		52.488		176,4	2:43.989	
2	1:02.517		58.802		Pit In		177,4	3:08.807		8	1:09.444		1:25.392		Pit In		164,8	3:50.235	
3	Pit Out		51.367		51.953			1:19:26.420		9	Pit Out		<u>45.714</u>		49.302			45:36.783	
4	59.721		52.165		55.037		182,3	2:46.923		10	57.681		46.086		51.588		132,3	2:35.355	
5	1:00.619		48.441		51.303		<u>182,4</u>	2:40.363		11	<u>55.684</u>		46.224		<u>48.868</u>		178,8	<u>2:30.776</u>	
6	1:00.520		48.328		53.552		180,3	2:42.400		12	1:06.738		1:05.984		Pit In		178,4	3:25.658	



Peugeot 208																			
lap	Sect-1	Speed	Sect-2	Speed	Sect-3	Speed	TopSpeed	laptime	pit	lap	Sect-1	Speed	Sect-2	Speed	Sect-3	Speed	Topspeed	laptime	pit
1	Pit Out		57.351		55.431			3:11.591		14	56.875		47.665		52.205		180,1	2:36.745	
2	1:02.597		49.179		51.666		141,0	2:43.442		15	57.356		48.165		51.304		178,6	2:36.825	
3	58.857		48.755		51.361		175,8	2:38.973		16	57.396		47.936		51.243		172,0	2:36.575	
4	59.435		49.042		51.196		173,0	2:39.673		17	57.632		48.733		53.454		174,6	2:39.819	
5	58.565		47.779		50.917		173,8	2:37.261		18	1:13.715		1:07.895		Pit In		148,4	3:31.409	
6	1:12.439		1:04.695		Pit In		173,8	3:28.036		19	Pit Out		48.010		50.909			23:47.442	
7	Pit Out		1:00.091		52.616			24:20.936		20	57.170		46.936		49.459		178,8	2:33.565	
8	56.475		47.381		50.034		<u>182,7</u>	2:33.890		21	56.775		<u>46.384</u>		<u>49.215</u>		177,1	2:32.374	
9	58.079		47.873		49.556		176,9	2:35.508		22	56.988		46.497		49.919		176,2	2:33.404	
10	57.598		48.102		51.004		175,7	2:36.704		23	56.407		46.417		50.390		176,0	2:33.214	
11	56.902		48.037		50.059		175,6	2:34.998		24	<u>55.969</u>		46.507		49.493		175,4	<u>2:31.969</u>	
12	56.830		47.806		Pit In		174,2	2:50.105		25	1:00.304		56.919		Pit In		179,0	3:05.631	
13	Pit Out		48.637		51.573			8:12.344		26									

Porsche 911																			
lap	Sect-1	Speed	Sect-2	Speed	Sect-3	Speed	TopSpeed	laptime	pit	lap	Sect-1	Speed	Sect-2	Speed	Sect-3	Speed	Topspeed	laptime	pit
1	Pit Out		<u>45.824</u>		<u>47.344</u>			2:46.752		4	1:01.430		55.511		Pit In		190,9	3:01.307	
2	<u>57.167</u>		47.923		48.251		205,6	<u>2:33.341</u>		5	Pit Out		49.636		48.016			3:15.516	
3	58.328		48.958		50.606		199,2	2:37.892		6	58.421		49.710		Pit In		<u>212,2</u>	3:02.642	

ShonX Lada Grey										Lada Granta									
lap	Sect-1	Speed	Sect-2	Speed	Sect-3	Speed	TopSpeed	laptime	pit	lap	Sect-1	Speed	Sect-2	Speed	Sect-3	Speed	Topspeed	laptime	pit
1	Pit Out		51.584		56.008			3:00.426		17	<u>55.851</u>		47.554		<u>50.133</u>		161,5	<u>2:33.538</u>	
2	1:03.430		51.186		54.725		156,0	2:49.341		18	57.929		56.991		Pit In		161,4	3:14.620	
3	1:04.858		50.743		53.988		157,6	2:49.589		19	Pit Out		53.944		59.632			48:18.513	
4	1:02.313		51.077		53.847		159,3	2:47.237		20	1:03.628		51.209		56.327		156,1	2:51.164	
5	1:02.125		50.318		53.674		158,3	2:46.117		21	1:01.690		50.856		53.766		157,9	2:46.312	
6	1:04.646		53.588		Pit In		157,9	3:07.250		22	1:01.241		54.679		54.553		157,6	2:50.473	
7	Pit Out		50.333		54.774			44:56.195		23	1:03.440		52.477		Pit In		158,7	3:17.159	
8	1:02.352		50.543		53.604		158,8	2:46.499		24	Pit Out		57.567		54.934			6:46.630	
9	1:01.317		50.146		52.815		158,4	2:44.278		25	1:06.445		51.268		54.947		160,4	2:52.660	
10	1:00.741		50.317		52.757		158,6	2:43.815		26	1:02.659		50.405		57.877		159,9	2:50.941	
11	1:00.476		49.759		52.053		158,4	2:42.288		27	1:30.110		1:17.911		Pit In		89,3	4:16.747	
12	1:02.481		50.543		Pit In		160,0	3:05.506		28	Pit Out		56.962		1:00.889			1:13:22.311	
13	Pit Out		47.536		50.917			46:39.851		29	1:10.992		52.330		1:03.337		156,2	3:06.659	
14	56.270		47.575		50.478		161,2	2:34.323		30	1:06.443		51.589		58.632		159,2	2:56.664	
15	56.205		<u>47.379</u>		50.384		160,6	2:33.968		31	1:04.340		51.140		55.213		160,2	2:50.693	
16	55.933		47.526		50.466		<u>162,4</u>	2:33.925		32	1:03.267		1:08.508		Pit In		159,8	3:41.773	

Porsche 911																			
lap	Sect-1	Speed	Sect-2	Speed	Sect-3	Speed	TopSpeed	laptime	pit	lap	Sect-1	Speed	Sect-2	Speed	Sect-3	Speed	Topspeed	laptime	pit
1	Pit Out		52.840		55.595			2:58.387		7	Pit Out		49.390		50.467			1:25:04.064	
2	1:01.882		52.460		52.172		182,2	2:46.514		8	59.103		49.675		49.768		212,9	2:38.546	
3	1:01.247		51.074		51.046		208,5	2:43.367		9	58.017		48.865		<u>49.628</u>		217,6	2:36.510	
4	59.306		53.167		50.524		204,2	2:42.997		10	<u>57.108</u>		<u>47.979</u>		49.941		218,2	<u>2:35.028</u>	
5	58.063		49.778		50.343		206,1	2:38.184		11	57.891		48.236		49.676		<u>218,4</u>	2:35.803	
6	1:01.855		54.980		Pit In		158,9	3:06.608		12	1:03.170		1:01.584		Pit In		218,0	3:17.903	

BMW E36																			
lap	Sect-1	Speed	Sect-2	Speed	Sect-3	Speed	TopSpeed	laptime	pit	lap	Sect-1	Speed	Sect-2	Speed	Sect-3	Speed	Topspeed	laptime	pit
1	1:08.463		56.629		56.902		172,1	3:01.994		12	1:09.534		54.505		55.069		181,0	2:59.108	
2	1:05.332		52.702		54.269		184,4	2:52.303		13	1:09.876		52.059		54.272		183,4	2:56.207	
3	1:04.453		53.548		53.274		184,1	2:51.275		14	1:03.682		54.083		54.237		183,7	2:52.002	



TrackDay 26.08.2022

Igora Drive

TrackDay

26 August 2022

Laps and Sector Times - All day

- 5196 mtr.

4	1:01.780	50.770	52.225	186,0	2:44.775	15	1:03.123	52.845	55.350	185,0	2:51.318
5	1:06.014	1:03.155	Pit In	185,2	3:36.726	16	1:07.987	59.967	Pit In	176,5	3:25.810
6	Pit Out	53.693	55.014		44:28.087	17	Pit Out	55.108	53.395		1:45:37.755
7	3:53.656	50.255	52.795	1,7	5:36.706	18	1:02.561	51.019	50.732	184,4	2:44.312
8	1:00.625	49.785	51.629	185,1	2:42.039	19	59.215	48.506	50.236	185,3	2:37.957
9	1:01.419	51.350	58.855	185,9	2:51.624	20	<u>57.932</u>	48.354	50.488	186,1	2:36.774
10	1:06.464	55.319	Pit In	185,9	3:20.278	21	58.997	<u>47.553</u>	<u>49.867</u>	<u>186,7</u>	<u>2:36.417</u>
11	Pit Out	57.895	57.339		2:48:02.477	22	1:02.108	51.502	Pit In	186,4	2:55.819

Porsche Cayman																			
lap	Sect-1	Speed	Sect-2	Speed	Sect-3	Speed	TopSpeed	laptime	pit	lap	Sect-1	Speed	Sect-2	Speed	Sect-3	Speed	Topspeed	laptime	pit
1	Pit Out		58.141		58.783			3:29.922		8	1:11.273		55.857		Pit In		165,5	3:22.064	
2	1:10.025		1:00.146		1:08.466		178,5	3:18.637		9	Pit Out		51.997		50.647			45:40.152	
3	1:11.414		58.631		Pit In		163,5	3:27.344		10	1:00.581		51.339		49.910		210,8	2:41.830	
4	Pit Out		57.700		1:00.359			3:55.631		11	59.569		50.332		49.355		213,8	2:39.256	
5	49:24.455		51.205		55.794		157,7	51:11.454		12	1:00.302		49.653		<u>49.129</u>		211,6	2:39.084	
6	58.389		58.192		56.936		169,3	2:53.517		13	1:15.670		1:03.890		59.966		<u>214,2</u>	3:19.526	
7	<u>56.501</u>		<u>48.926</u>		51.150		165,0	<u>2:36.577</u>		14	1:00.630		49.046		Pit In		195,6	2:56.758	

Porsche 911																			
lap	Sect-1	Speed	Sect-2	Speed	Sect-3	Speed	TopSpeed	laptime	pit	lap	Sect-1	Speed	Sect-2	Speed	Sect-3	Speed	Topspeed	laptime	pit
1	Pit Out		56.376		51.518			3:08.710		11	1:06.240		54.533		55.282		215,5	2:56.055	
2	1:07.763		57.304		Pit In		186,3	3:06.205		12	1:09.469		54.334		57.450		190,1	3:01.253	
3	Pit Out		57.009		56.305			4:54.222		13	1:02.390		52.902		54.166		206,2	2:49.458	
4	1:07.287		55.585		54.966		198,2	2:57.838		14	1:03.170		57.370		Pit In		216,3	3:27.415	
5	1:08.873		54.840		Pit In		181,7	3:14.792		15	Pit Out		49.273		50.339			27:44.531	
6	Pit Out		52.898		54.413			1:45:57.058		16	1:00.927		50.913		50.108		<u>237,7</u>	2:41.948	
7	1:05.638		53.726		54.996		215,8	2:54.360		17	<u>59.514</u>		49.532		<u>49.090</u>		218,7	<u>2:38.136</u>	
8	1:09.256		55.753		56.364		215,4	3:01.373		18	1:00.070		49.571		49.349		234,0	2:38.990	
9	1:16.367		1:03.103		Pit In		220,6	3:56.030		19	1:00.275		<u>49.247</u>		51.070		237,3	2:40.592	
10	Pit Out		55.504		56.104			2:14:12.993		20	1:10.143		1:06.267		Pit In		205,4	3:37.395	

lap	Sect-1	Speed	Sect-2	Speed	Sect-3	Speed	TopSpeed	laptime	pit	lap	Sect-1	Speed	Sect-2	Speed	Sect-3	Speed	Topspeed	laptime	pit
1	Pit Out		54.353		55.367			3:11.683		4	<u>58.387</u>		47.682		52.925		<u>199,2</u>	2:38.994	
2	1:01.524		49.709		51.291		<u>199,2</u>	2:42.524		5	59.334		<u>46.961</u>		Pit In		197,3	3:12.395	
3	1:00.134		48.071		<u>50.201</u>		197,1	<u>2:38.406</u>		6									

ShonX BMW										BMW M2									
lap	Sect-1	Speed	Sect-2	Speed	Sect-3	Speed	TopSpeed	laptime	pit	lap	Sect-1	Speed	Sect-2	Speed	Sect-3	Speed	Topspeed	laptime	pit
1	Pit Out		50.391		Pit In			3:12.737		23	59.677		50.127		49.423		217,1	<u>2:39.227</u>	
2	Pit Out		49.665		Pit In			21:15.771		24	1:11.278		1:00.541		Pit In		217,7	3:40.456	
3	Pit Out		50.393		50.840			19:37.525		25	Pit Out		48.799		59.031			26:08.205	
4	1:03.234		54.550		50.429		209,7	2:48.213		26	1:04.130		58.667		48.195		184,6	2:50.992	
5	1:03.608		52.051		52.581		198,6	2:48.240		27	<u>59.171</u>		59.074		49.247		214,5	2:47.492	
6	1:01.877		51.214		49.682		219,2	2:42.773		28	1:06.541		49.272		49.782		180,6	2:45.595	
7	1:05.277		51.498		50.623		186,0	2:47.398		29	1:09.437		59.907		Pit In		164,2	3:31.241	
8	1:03.979		52.661		Pit In		186,4	3:15.282		30	Pit Out		<u>47.380</u>		Pit In			1:28:46.065	
9	Pit Out		50.868		49.798			27:03.368		31	Pit Out		48.037		Pit In			17:26.718	
10	1:00.929		49.772		49.391		220,1	2:40.092		32	Pit Out		49.828		51.611			4:49.082	
11	1:01.658		50.039		<u>48.042</u>		213,2	2:39.739		33	1:05.990		53.710		52.631		219,5	2:52.331	
12	1:05.949		51.441		49.199		192,7	2:46.589		34	1:04.380		51.263		Pit In		209,1	3:07.081	
13	1:03.234		48.782		Pit In		220,4	3:12.524		35	Pit Out		52.763		52.601			11:52.087	
14	Pit Out		1:04.474		58.728			9:37.623		36	1:07.561		54.066		53.143		179,4	2:54.770	
15	1:02.277		51.059		51.313		169,1	2:44.649		37	1:05.579		53.624		52.637		217,9	2:51.840	
16	1:02.448		50.204		50.138		191,8	2:42.790		38	1:04.521		51.263		51.092		218,7	2:46.876	
17	1:04.223		48.378		50.657		217,6	2:43.258		39	1:08.349		55.122		51.538		<u>221,1</u>	2:55.009	
18	1:08.913		1:05.984		Pit In		219,6	3:40.266		40	1:23.539		1:15.424		Pit In		169,7	3:52.825	
19	Pit Out		50.819		50.226			46:19.787		41	Pit Out		53.018		50.634			7:49.194	
20	1:01.167		49.495		50.433		206,1	2:41.095		42	1:05.078		51.999		50.673		217,9	2:47.750	
21	1:00.486		50.776		51.796		219,8	2:43.058		43	1:06.557		50.741		52.678		218,2	2:49.976	
22	1:01.529		47.948		50.487		200,8	2:39.964		44	1:11.197		49.921		Pit In		164,8	3:30.425	

Subaru Impreza STI																			
lap	Sect-1	Speed	Sect-2	Speed	Sect-3	Speed	TopSpeed	laptime	pit	lap	Sect-1	Speed	Sect-2	Speed	Sect-3	Speed	Topspeed	laptime	pit
1	Pit Out		53.508		54.818			3:09.701		6	Pit Out		49.164		50.930			48:28.628	
2	1:04.228		57.312		55.539		195,6	2:57.079		7	59.663		<u>47.307</u>		1:02.907		<u>208,1</u>	2:49.877	



TrackDay 26.08.2022 Igora Drive

TrackDay

26 August 2022

Laps and Sector Times - All day

- 5196 mtr.

3	1:04.450	53.831	51.864	195,3	2:50.145	8	1:20.737	1:06.446	49.822	96,9	3:17.005
4	1:02.024	49.057	53.044	194,3	2:44.125	9	<u>58.012</u>	51.991	52.214	207,1	2:42.217
5	1:02.014	1:07.286	Pit In	191,0	3:37.109	10	1:01.815	47.788	<u>49.799</u>	159,7	<u>2:39.402</u>

												BMW							
lap	Sect-1	Speed	Sect-2	Speed	Sect-3	Speed	TopSpeed	laptime	pit	lap	Sect-1	Speed	Sect-2	Speed	Sect-3	Speed	Topspeed	laptime	pit
1	Pit Out		54.869		59.657			3:14.940		9	1:05.609		55.161		56.089		188,9	2:56.859	
2	1:04.778		55.873		55.647		198,4	2:56.298		10	1:05.339		57.035		Pit In		190,6	3:31.833	
3	1:04.981		56.105		54.738		193,8	2:55.824		11	Pit Out		50.580		54.505			1:47:32.027	
4	1:04.825		56.326		55.276		<u>204,5</u>	2:56.427		12	1:02.089		51.187		53.388		199,6	2:46.664	
5	1:04.117		55.735		Pit In		183,6	3:11.674		13	1:00.008		51.420		52.607		203,6	2:44.035	
6	Pit Out		57.107		56.644			2:28:24.737		14	1:00.012		<u>49.826</u>		51.608		201,1	2:41.446	
7	1:06.582		57.091		55.206		196,0	2:58.879		15	<u>58.743</u>		50.155		<u>50.978</u>		202,0	<u>2:39.876</u>	
8	1:04.996		54.791		58.264		202,5	2:58.051		16	1:12.540		1:02.726		Pit In		203,8	3:31.337	

ShonX Yellow										Porsche 911									
lap	Sect-1	Speed	Sect-2	Speed	Sect-3	Speed	TopSpeed	laptime	pit	lap	Sect-1	Speed	Sect-2	Speed	Sect-3	Speed	Topspeed	laptime	pit
1	Pit Out		48.296		Pit In			3:01.808		11	1:13.898		1:02.755		Pit In		135,1	3:44.927	
2	Pit Out		48.332		Pit In			21:05.345		12	Pit Out		52.776		Pit In			1:25:01.957	
3	Pit Out		54.470		Pit In			20:32.457		13	Pit Out		49.585		Pit In			6:37.243	
4	Pit Out		1:05.370		1:03.016			6:03.699		14	Pit Out		47.995		<u>48.250</u>			36:02.872	
5	1:14.338		1:02.964		1:01.762		150,7	3:19.064		15	1:00.858		<u>47.817</u>		Pit In		209,1	2:53.255	
6	1:12.344		1:01.588		Pit In		164,4	3:40.249		16	Pit Out		53.037		Pit In			1:16:17.276	
7	Pit Out		1:08.953		1:15.593			2:28:38.221		17	Pit Out		52.816		50.957			4:27.803	
8	1:20.204		1:03.104		1:05.217		138,0	3:28.525		18	1:03.999		50.202		52.657		186,7	2:46.858	
9	1:16.620		1:01.788		1:02.326		149,9	3:20.734		19	<u>1:00.192</u>		49.279		50.525		206,6	<u>2:39.996</u>	
10	1:13.034		1:05.307		1:05.388		183,5	3:23.729		20	1:00.838		49.947		Pit In		211,6	3:00.652	

										Mazda 6 MPS									
lap	Sect-1	Speed	Sect-2	Speed	Sect-3	Speed	TopSpeed	laptime	pit	lap	Sect-1	Speed	Sect-2	Speed	Sect-3	Speed	Topspeed	laptime	pit
1	Pit Out		53.986		53.954			3:10.133		6	1:01.418		51.145		Pit In		205,4	2:56.237	
2	1:01.969		51.559		51.474		207,2	2:45.002		7	Pit Out		51.521		50.505			1:45:52.057	
3	1:01.634		<u>49.461</u>		51.970		199,6	2:43.065		8	59.713		49.526		51.729		<u>218,0</u>	<u>2:40.968</u>	
4	1:01.987		50.081		<u>50.157</u>		204,0	2:42.225		9	<u>58.076</u>		1:01.016		53.535		207,1	2:52.627	
5	1:05.735		54.268		52.714		213,5	2:52.717		10	1:10.029		1:11.307		Pit In		213,7	3:44.343	

										Lada Kalina									
lap	Sect-1	Speed	Sect-2	Speed	Sect-3	Speed	TopSpeed	laptime	pit	lap	Sect-1	Speed	Sect-2	Speed	Sect-3	Speed	Topspeed	laptime	pit
1	Pit Out		59.332		57.519			3:15.563		9	1:02.140		51.394		52.471		156,6	2:46.005	
2	1:01.755		52.671		55.045		<u>159,1</u>	2:49.471		10	55:32.194		53.883		56.036		153,2	1:57:22.113	
3	1:02.155		51.057		54.619		154,7	2:47.831		11	59.596		51.217		53.621		147,8	2:44.434	
4	1:00.173		51.168		53.851		154,4	2:45.192		12	59.386		50.543		53.128		149,4	2:43.057	
5	1:00.934		50.649		53.979		154,3	2:45.562		13	<u>58.928</u>		50.361		<u>52.422</u>		149,7	<u>2:41.711</u>	
6	1:06.900		59.230		Pit In		<u>159,1</u>	3:18.835		14	59.250		50.343		52.428		150,3	2:42.021	
7	Pit Out		52.774		57.258			45:27.369		15	1:06.097		1:00.540		Pit In		153,8	3:17.196	
8	1:01.566		<u>50.298</u>		53.651		152,9	2:45.515		16									

										Lamborghini Huracan									
lap	Sect-1	Speed	Sect-2	Speed	Sect-3	Speed	TopSpeed	laptime	pit	lap	Sect-1	Speed	Sect-2	Speed	Sect-3	Speed	Topspeed	laptime	pit
1	Pit Out		55.730		53.655			3:22.130		3	<u>1:02.540</u>		50.580		<u>49.586</u>		<u>224,6</u>	<u>2:42.706</u>	
2	1:06.588		50.733		49.799		167,1	2:47.120		4									

lap	Sect-1	Speed	Sect-2	Speed	Sect-3	Speed	TopSpeed	laptime	pit	lap	Sect-1	Speed	Sect-2	Speed	Sect-3	Speed	Topspeed	laptime	pit
1	Pit Out		53.886		53.808			2:55.121		4	1:01.183		49.995		53.563		161,7	2:44.741	
2	<u>59.565</u>		50.705		54.594		<u>165,6</u>	2:44.864		5	1:22.573		1:14.455		Pit In		161,9	3:56.184	
3	1:00.488		<u>49.044</u>		<u>53.266</u>		161,8	<u>2:42.798</u>		6									

										BMW Z4									
lap	Sect-1	Speed	Sect-2	Speed	Sect-3	Speed	TopSpeed	laptime	pit	lap	Sect-1	Speed	Sect-2	Speed	Sect-3	Speed	Topspeed	laptime	pit
1	Pit Out		1:02.128		1:06.899			3:36.330		10	1:03.228		<u>49.526</u>		51.897		192,1	2:44.651	
2	1:09.838		58.510		56.329		167,3	3:04.677		11	1:01.998		1:12.959		Pit In		192,2	3:38.007	
3	1:05.448		53.118		56.110		190,3	2:54.676		12	Pit Out		59.914		59.335			1:48:10.545	
4	1:04.423		53.518		54.415		191,7	2:52.356		13	1:04.102		51.781		55.724		182,0	2:51.607	
5	1:03.244		50.661		53.600		190,9	2:47.505		14	1:02.441		50.191		<u>51.812</u>		192,8	2:44.444	
6	1:13.736		59.081		Pit In		191,6	3:33.513		15	<u>1:00.839</u>		50.473		52.126		193,5	<u>2:43.438</u>	



TrackDay 26.08.2022

Igora Drive

TrackDay

26 August 2022

Laps and Sector Times - All day

- 5196 mtr.

7	Pit Out	56.155	55.739	1:08.46.056	16	1:01.081	51.156	52.787	<u>194,3</u>	2:45.024	
8	1:04.888	54.595	55.904	194,1	2:55.387	17	1:07.358	52.764	Pit In	188,9	3:18.594
9	1:04.854	53.062	54.159	193,8	2:52.075	18					

VW Scirocco																			
lap	Sect-1	Speed	Sect-2	Speed	Sect-3	Speed	TopSpeed	laptime	pit	lap	Sect-1	Speed	Sect-2	Speed	Sect-3	Speed	Topspeed	laptime	pit
1	Pit Out		1:25.230		1:18.819			4:17.993		5	1:02.968		55.347		54.190		<u>197,8</u>	2:52.505	
2	1:15.261		1:03.470		Pit In		168,9	3:41.868		6	<u>1:00.923</u>		<u>52.194</u>		<u>52.262</u>		197,7	<u>2:45.379</u>	
3	Pit Out		56.864		58.394			3:11:02.698		7	1:15.633		59.837		Pit In		195,3	3:32.166	
4	1:06.084		59.098		54.370		182,9	2:59.552		8									

Mini Cooper																			
lap	Sect-1	Speed	Sect-2	Speed	Sect-3	Speed	TopSpeed	laptime	pit	lap	Sect-1	Speed	Sect-2	Speed	Sect-3	Speed	Topspeed	laptime	pit
1	Pit Out		<u>48.859</u>		<u>49.715</u>			2:53.109		4	<u>1:00.840</u>		51.663		53.451		154,6	<u>2:45.954</u>	
2	1:03.192		50.841		52.391		<u>195,1</u>	2:46.424		5	1:01.960		51.831		53.279		163,2	2:47.070	
3	1:08.010		52.736		54.570		193,0	2:55.316		6	1:07.716		58.330		Pit In		155,6	3:23.008	

2106																			
lap	Sect-1	Speed	Sect-2	Speed	Sect-3	Speed	TopSpeed	laptime	pit	lap	Sect-1	Speed	Sect-2	Speed	Sect-3	Speed	Topspeed	laptime	pit
1	Pit Out		54.132		58.972			3:08.704		8	1:05.963		51.364		1:02.942		153,2	3:00.269	
2	1:02.536		53.351		56.788		145,0	2:52.675		9	1:05.836		54.391		Pit In		145,3	3:12.961	
3	1:01.567		51.640		55.235		147,0	<u>2:48.442</u>		10	Pit Out		54.258		55.518			11:03.190	
4	<u>1:01.410</u>		53.419		<u>54.698</u>		147,0	2:49.527		11	1:04.559		<u>51.261</u>		55.545		<u>155,9</u>	2:51.365	
5	1:01.433		52.907		Pit In		138,2	3:02.296		12	1:05.140		51.684		55.725		151,9	2:52.549	
6	Pit Out		52.284		55.995			3:10:53.647		13	1:05.585		53.106		Pit In		148,8	3:22.536	
7	1:09.051		53.342		55.250		150,5	2:57.643		14									

Mercedes A45																			
lap	Sect-1	Speed	Sect-2	Speed	Sect-3	Speed	TopSpeed	laptime	pit	lap	Sect-1	Speed	Sect-2	Speed	Sect-3	Speed	Topspeed	laptime	pit
1	Pit Out		<u>52.561</u>		57.261			3:14.744		4	1:14.189		1:06.412		1:00.195		161,9	3:20.796	
2	1:03.459		52.760		54.399		213,5	2:50.618		5	<u>1:01.333</u>		1:09.562		Pit In		<u>214,6</u>	3:41.890	
3	1:02.716		54.007		<u>52.868</u>		201,2	<u>2:49.591</u>		6									


BMW 23																			
lap	Sect-1	Speed	Sect-2	Speed	Sect-3	Speed	TopSpeed	laptime	pit	lap	Sect-1	Speed	Sect-2	Speed	Sect-3	Speed	Topspeed	laptime	pit
1	Pit Out		59.669		58.254			3:17.975		4	1:07.041		<u>51.040</u>		55.634		152,1	2:53.715	
2	1:03.712		51.569		55.412		153,3	<u>2:50.693</u>		5	1:03.157		52.991		<u>55.083</u>		153,7	2:51.231	
3	<u>1:02.924</u>		52.720		55.439		<u>154,3</u>	2:51.083		6									

BMW M4																			
lap	Sect-1	Speed	Sect-2	Speed	Sect-3	Speed	TopSpeed	laptime	pit	lap	Sect-1	Speed	Sect-2	Speed	Sect-3	Speed	Topspeed	laptime	pit
1	Pit Out		55.732		57.360			3:11.412		3	1:12.278		53.175		<u>52.569</u>		172,9	<u>2:58.022</u>	
2	<u>1:09.148</u>		<u>52.429</u>		58.113		190,9	2:59.690		4	1:11.661		53.715		53.283		<u>221,4</u>	2:58.659	

Mini Cooper																			
lap	Sect-1	Speed	Sect-2	Speed	Sect-3	Speed	TopSpeed	laptime	pit	lap	Sect-1	Speed	Sect-2	Speed	Sect-3	Speed	Topspeed	laptime	pit
1	Pit Out		56.874		57.909			3:33.533		4	1:11.854		1:07.534		1:03.571		156,5	3:22.959	
2	1:07.089		54.985		58.446		184,6	3:00.520		5	<u>1:06.578</u>		54.777		Pit In		131,9	3:28.669	
3	1:06.944		<u>53.679</u>		<u>57.622</u>		<u>186,3</u>	<u>2:58.245</u>		6									

lap	Sect-1	Speed	Sect-2	Speed	Sect-3	Speed	TopSpeed	laptime	pit	lap	Sect-1	Speed	Sect-2	Speed	Sect-3	Speed	Topspeed	laptime	pit
1	Pit Out		1:25.060		Pit In			4:20.997		4	<u>1:05.600</u>		<u>53.102</u>		<u>59.580</u>		<u>149,0</u>	<u>2:58.282</u>	
2	Pit Out		1:02.306		1:04.599			4:19.544		5	1:07.685		55.519		Pit In		<u>149,0</u>	3:24.446	
3	1:09.162		54.784		1:00.333		146,6	3:04.279		6									

BMW M2																			
lap	Sect-1	Speed	Sect-2	Speed	Sect-3	Speed	TopSpeed	laptime	pit	lap	Sect-1	Speed	Sect-2	Speed	Sect-3	Speed	Topspeed	laptime	pit
1	Pit Out		51.917		51.530			3:01.691		14	Pit Out		49.146		44.893			45:54.509	
2	1:02.697		48.924		48.355		182,6	2:39.976		15	54.169		45.785		44.724		<u>241,5</u>	2:24.678	
3	58.372		47.534		49.336		229,5	2:35.242		16	53.620		45.031		43.931		238,1	2:22.582	
4	56.934		52.043		Pit In		226,6	3:22.942		17	<u>52.554</u>		43.715		43.096		240,8	2:19.365	
5	Pit Out		48.583		Pit In			1:12:23.535		18	53.310		<u>42.650</u>		43.003		239,6	<u>2:18.963</u>	
6	Pit Out		46.835		Pit In			4:12.608		19	53.235		43.251		<u>42.794</u>		237,0	2:19.280	
7	Pit Out		46.399		Pit In			3:53.784		20	1:01.199		53.398		Pit In		236,8	3:14.107	



TrackDay 26.08.2022

Igora Drive

TrackDay

26 August 2022

Laps and Sector Times - All day

- 5196 mtr.

8	Pit Out	46.517	Pit In	50:42.508	21	Pit Out	44.860	44.911	42:04.100		
9	Pit Out	44.679	46.845	3:46.347	22	53.692	43.729	Pit In	238,7	2:33.510	
10	53.796	43.572	43.805	239,4	2:21.173	23	Pit Out	42.719	43.679	3:30.387	
11	54.202	45.689	52.496	241,4	2:32.387	24	53.530	43.914	43.658	237,0	2:21.102
12	53.048	44.851	43.685	233,8	2:21.584	25	53.794	43.171	42.957	228,8	2:19.922
13	1:05.622	58.372	Pit In	235,1	3:09.125	26	1:01.171	43.351	Pit In	226,9	2:48.419



Chevrolet Corvette																			
lap	Sect-1	Speed	Sect-2	Speed	Sect-3	Speed	TopSpeed	laptime	pit	lap	Sect-1	Speed	Sect-2	Speed	Sect-3	Speed	Topspeed	laptime	pit
1	Pit Out		53.085		52.381			3:02.470		15	53.432		42.194		43.797		252,3	2:19.423	
2	1:03.317		45.583		45.953		143,7	2:34.853		16	53.072		<u>41.755</u>		43.264		<u>254,7</u>	<u>2:18.091</u>	
3	57.478		43.993		46.593		186,5	2:28.064		17	52.935		43.267		43.597		246,1	2:19.799	
4	56.168		45.576		46.336		216,6	2:28.080		18	59.359		42.677		44.578		253,4	2:26.614	
5	53.162		50.481		Pit In		245,5	2:48.860		19	53.009		43.959		Pit In		247,5	2:39.299	
6	Pit Out		47.324		Pit In			7:22.431		20	Pit Out		44.745		43.927			26:35.637	
7	Pit Out		48.013		45.301			4:31.682		21	52.425		43.590		43.885		232,9	2:19.900	
8	1:04.481		57.737		Pit In		190,7	3:09.474		22	52.096		44.444		43.367		220,8	2:19.907	
9	Pit Out		53.330		52.748			2:15:51.284		23	54.539		1:02.010		Pit In		233,1	3:06.375	
10	1:03.294		54.857		48.819		206,6	2:46.970		24	Pit Out		44.249		43.257			34:55.435	
11	1:01.179		48.177		Pit In		231,7	2:47.964		25	53.201		43.439		43.158		251,9	2:19.798	
12	Pit Out		46.250		47.808			4:01.328		26	<u>51.978</u>		44.878		<u>42.867</u>		253,8	2:19.723	
13	1:02.318		1:00.679		Pit In		186,8	3:21.927		27	<u>52.340</u>		44.725		45.283		249,0	2:22.348	
14	Pit Out		44.827		44.259			30:38.243		28	57.138		52.207		Pit In		191,7	3:10.874	

Tesla Plaid																			
lap	Sect-1	Speed	Sect-2	Speed	Sect-3	Speed	TopSpeed	laptime	pit	lap	Sect-1	Speed	Sect-2	Speed	Sect-3	Speed	Topspeed	laptime	pit
1	Pit Out		48.806		48.568			2:51.076		14	1:01.505		50.167		Pit In		184,9	3:07.141	
2	56.938		44.517		45.919		180,5	2:27.374		15	Pit Out		59.848		58.936			1:46:38.166	
3	54.037		44.717		43.831		204,7	2:22.585		16	55.434		44.299		42.219		153,3	2:21.952	
4	1:01.530		54.498		55.664		239,2	2:51.692		17	1:00.277		49.929		43.119		229,9	2:33.325	
5	53.540		43.611		42.322		206,6	2:19.473		18	54.182		44.178		45.075		225,4	2:23.435	
6	1:00.827		53.983		Pit In		245,5	3:16.239		19	56.515		45.543		Pit In		210,8	2:46.993	
7	Pit Out		50.468		47.682			1:10:10.773		20	Pit Out		46.515		46.784			50:15.952	
8	59.642		55.233		Pit In		197,3	3:10.107		21	54.964		46.765		43.481		207,1	2:25.210	
9	Pit Out		56.488		55.008			1:54:29.670		22	<u>52.975</u>		<u>42.945</u>		<u>41.789</u>		219,3	<u>2:17.709</u>	
10	1:03.786		52.866		50.247		166,7	2:46.899		23	1:03.871		54.386		48.567		<u>247,9</u>	2:46.824	
11	1:00.776		51.092		50.869		200,0	2:42.737		24	53.007		42.989		44.352		201,4	2:20.348	
12	1:03.446		49.141		47.747		183,5	2:40.334		25	1:04.587		44.645		Pit In		165,9	2:54.092	
13	1:02.843		48.612		47.538		186,0	2:38.993		26									

lap	Sect-1	Speed	Sect-2	Speed	Sect-3	Speed	TopSpeed	laptime	pit	lap	Sect-1	Speed	Sect-2	Speed	Sect-3	Speed	Topspeed	laptime	pit
1	Pit Out		53.793		58.864			3:13.320		7	55.270		45.920		45.693		194,0	2:26.883	
2	58.768		48.359		49.526		182,3	2:36.653		8	<u>51.226</u>		42.691		44.146		222,9	2:18.063	
3	56.780		45.745		46.931		220,3	2:29.456		9	1:01.185		53.945		49.790		221,7	2:44.920	
4	56.275		46.141		50.190		221,9	2:32.606		10	51.668		<u>42.174</u>		<u>43.659</u>		<u>223,2</u>	<u>2:17.501</u>	
5	1:30.827		1:17.644		Pit In		220,0	4:17.420		11	1:00.342		58.037		55.247		222,4	2:53.626	
6	Pit Out		48.087		52.156			1:27:03.631		12	57.804		50.280		Pit In		165,2	2:55.492	

Mercedes AMG																			
lap	Sect-1	Speed	Sect-2	Speed	Sect-3	Speed	TopSpeed	laptime	pit	lap	Sect-1	Speed	Sect-2	Speed	Sect-3	Speed	Topspeed	laptime	pit
1	Pit Out		48.874		47.470			2:53.698		11	54.380		44.017		45.178		250,6	2:23.575	
2	55.090		45.144		45.891		223,1	2:26.125		12	55.018		45.011		45.035		254,9	2:25.064	
3	54.377		45.298		45.214		254,0	2:24.889		13	54.202		55.140		1:09.749		254,9	2:59.091	
4	54.278		44.362		45.228		253,8	2:23.868		14	1:12.622		57.312		Pit In		114,4	3:28.841	
5	1:10.697		1:05.894		Pit In		254,9	3:39.110		15	Pit Out		45.260		44.538			27:30.784	
6	Pit Out		47.327		44.281			1:07:51.060		16	52.843		<u>41.984</u>		<u>42.090</u>		<u>257,1</u>	<u>2:16.917</u>	
7	54.726		45.186		43.348		246,5	2:23.260		17	51.797		42.885		45.584		256,8	2:20.266	
8	55.410		44.589		44.411		250,2	2:24.410		18	<u>51.267</u>		42.104		43.924		234,7	2:17.295	
9	1:02.953		1:12.382		Pit In		253,4	3:41.311		19	1:06.345		58.139		Pit In		255,5	3:25.890	
10	Pit Out		45.417		46.901			3:15:05.063		20									

ShortCut																			
lap	Sect-1	Speed	Sect-2	Speed	Sect-3	Speed	TopSpeed	laptime	pit	lap	Sect-1	Speed	Sect-2	Speed	Sect-3	Speed	Topspeed	laptime	pit
1	Pit Out		52.109		Pit In			3:10.460		10	52.110		44.157		Pit In		187,7	2:39.006	
2	Pit Out		53.759		54.716			3:58.694		11	Pit Out		44.060		45.743			1:41:16.149	
3	1:06.591		56.725		Pit In		160,1	3:09.744		12	50.630		42.903		44.613		175,9	2:18.146	



TrackDay 26.08.2022

Igora Drive

TrackDay

26 August 2022

Laps and Sector Times - All day

- 5196 mtr.



4	Pit Out	46.179	46.935	187,7	55:14.493	13	52.299	43.427	43.903	184,3	2:19.629
5	55.067	43.257	46.206	185,0	2:24.530	14	50.700	43.278	43.943	188,0	2:17.921
6	53.899	42.979	45.591	185,8	2:22.469	15	50.805	42.968	43.594	187,8	2:17.367
7	53.630	<u>42.444</u>	45.202	191,5	2:21.276	16	<u>50.502</u>	42.786	<u>43.592</u>	191,0	<u>2:16.880</u>
8	53.543	43.910	47.685	195,0	2:25.138	17	55.447	45.778	Pit In	190,3	2:40.216
9	53.018	44.128	45.477		2:22.623	18					

													Porsche 911						
lap	Sect-1	Speed	Sect-2	Speed	Sect-3	Speed	TopSpeed	laptime	pit	lap	Sect-1	Speed	Sect-2	Speed	Sect-3	Speed	Topspeed	laptime	pit
1	58.984		47.122		46.116		206,4	2:32.222		15	56.627		46.614		44.327		236,4	2:27.568	
2	55.905		44.014		43.632		234,2	2:23.551		16	1:06.753		1:15.475		Pit In		<u>242,7</u>	3:56.383	
3	53.529		43.436		43.394		239,8	2:20.359		17	Pit Out		53.299		53.509		l: 52:21.420		
4	55.397		44.239		43.857		237,3	2:23.493		18	1:03.787		51.091		49.441		214,9	2:44.319	
5	1:04.066		59.562		Pit In		201,9	3:15.239		19	1:02.927		48.910		51.885		207,1	2:43.722	
6			50.884		52.951			44:22.167		20	1:01.364		48.393		49.788		202,3	2:39.545	
7	56.566		46.395		46.377		201,4	2:29.338		21	1:02.408		49.425		50.982		209,2	2:42.815	
8	53.200		44.612		44.441		238,7	2:22.253		22	1:11.514		1:02.373		Pit In		214,0	3:29.126	
9	53.258		45.132		44.737		241,0	2:23.127		23	Pit Out		49.843		48.928		l: 26:24.079		
10	53.508		43.571		43.533		239,4	2:20.612		24	58.550		45.832		44.334		201,8	2:28.716	
11	<u>51.646</u>		<u>42.201</u>		<u>42.490</u>		241,2	<u>2:16.337</u>		25	55.710		45.154		45.534		236,6	2:26.398	
12	1:03.185		1:00.438		Pit In		240,4	3:12.550		26	53.957		43.630		43.529		<u>242,7</u>	2:21.116	
13	Pit Out		1:07.588		54.613			26:41.361		27	55.220		43.305		Pit In		<u>241,7</u>	2:39.634	
14	55.600		42.835		44.091		239,2	2:22.526		28									

													Nissan GT-R						
lap	Sect-1	Speed	Sect-2	Speed	Sect-3	Speed	TopSpeed	laptime	pit	lap	Sect-1	Speed	Sect-2	Speed	Sect-3	Speed	Topspeed	laptime	pit
1	Pit Out		48.389		45.234			2:46.812		20	1:05.713		1:00.066		Pit In		122,6	3:17.944	
2	1:00.302		47.005		47.105		221,3	2:34.412		21	Pit Out		53.381		52.972		l: 04:01.173		
3	59.227		46.400		45.646		249,2	2:31.273		22	1:03.028		48.150		47.238		199,8	2:38.416	
4	59.229		47.833		51.899		264,1	2:38.961		23	1:01.226		45.862		51.663		236,2	2:38.751	
5	1:02.159		46.799		45.269		141,6	2:34.227		24	1:00.088		46.816		45.669		239,0	2:32.573	
6	55.870		45.075		44.131		262,9	2:25.076		25	1:01.034		46.307		48.733		253,6	2:36.074	
7	1:08.126		59.691		Pit In		253,6	3:17.906		26	57.392		45.631		48.394		243,7	2:31.417	
8	Pit Out		43.675		44.078			44:54.678		27	1:04.350		1:00.441		Pit In		251,2	3:17.050	
9	53.361		43.927		43.052		265,9	2:20.340		28	Pit Out		43.810		45.916		50:13.933		
10	51.912		42.728		48.889		266,4	2:23.529		29	54.968		42.023		43.271		227,5	2:20.262	
11	1:06.162		1:04.590		50.938		135,9	3:01.690		30	55.073		41.635		46.340		215,5	2:23.048	
12	53.269		42.131		42.495		265,5	2:17.895		31	1:05.560		57.242		48.564		164,6	2:51.366	
13	51.735		59.520		48.704		266,2	2:39.959		32	52.481		42.039		43.150		<u>269,5</u>	2:17.670	
14	45:03.203		43.791		45.412		168,5	46:32.406		33	56.445		47.805		Pit In		269,3	2:44.974	
15	54.372		41.966		43.611		265,5	2:19.949		34	Pit Out		41.400		42.098		44:30.296		
16	<u>51.103</u>		44.518		1:00.849		262,2	2:36.470		35	51.569		41.685		43.408		266,6	2:16.662	
17	1:09.076		1:00.707		48.884		129,4	2:58.667		36	52.805		1:00.747		52.420		231,8	2:45.972	
18	51.228		40.907		<u>41.340</u>		265,9	<u>2:13.475</u>		37	51.344		40.585		45.196		264,5	2:17.125	
19	51.150		<u>40.512</u>		51.792		268,1	2:23.454		38	1:12.316		57.998		Pit In		151,3	3:27.270	

													Porsche Boxster						
lap	Sect-1	Speed	Sect-2	Speed	Sect-3	Speed	TopSpeed	laptime	pit	lap	Sect-1	Speed	Sect-2	Speed	Sect-3	Speed	Topspeed	laptime	pit
1	Pit Out		44.838		48.244			2:48.623		10	50.698		41.829		43.852		221,7	2:16.379	
2	54.406		43.426		45.057		214,2	2:22.889		11	51.451		41.706		45.026		220,1	2:18.183	
3	51.747		41.663		45.022		223,2	2:18.432		12	1:04.474		55.938		Pit In		169,1	3:10.600	
4	51.973		41.867		45.425		223,4	2:19.265		13	Pit Out		43.406		43.279		l: 06:45.781		
5	57.851		53.085		54.976		164,6	2:45.912		14	<u>49.944</u>		<u>40.750</u>		<u>42.566</u>		224,6	<u>2:13.260</u>	
6	1:05.228		57.639		Pit In		171,8	3:11.696		15	50.231		40.971		42.685		223,4	2:13.887	
7	Pit Out		48.107		44.089			44:02.029		16	50.586		40.924		42.705		223,2	2:14.215	
8	51.997		41.668		43.621		<u>226,3</u>	2:17.286		17	1:03.106		56.272		51.293		223,6	2:50.671	
9	51.362		41.977		44.523		221,4	2:17.862		18	56.888		57.731		Pit In		225,7	3:02.809	

													BMW						
lap	Sect-1	Speed	Sect-2	Speed	Sect-3	Speed	TopSpeed	laptime	pit	lap	Sect-1	Speed	Sect-2	Speed	Sect-3	Speed	Topspeed	laptime	pit
1	Pit Out		48.523		Pit In			3:21.013		11	1:01.047		51.374		50.087		196,7	2:42.508	
2	Pit Out		43.383		49.629			3:28.360		12	1:06.012		53.900		Pit In		202,7	3:11.609	
3	56.790		54.470		58.277		139,1	2:49.537		13	Pit Out		44.180		48.209		l: 47:35.769		
4	56.358		47.828		54.168		141,1	2:38.354		14	49.279		39.810		44.434		207,5	2:13.523	
5	55.583		47.875		52.281		144,6	2:35.739		15	49.288		39.639		56.063		206,6	2:24.990	
6	54.097		47.389		Pit In		140,6	2:51.015		16	1:08.530		48.118		44.341		122,2	2:40.989	
7	Pit Out		51.710		52.065			l: 05:54.935		17	<u>47.718</u>		39.648		<u>42.514</u>		<u>212,0</u>	<u>2:09.880</u>	
8	1:13.707		49.731		50.512		191,1	2:53.950		18	48.098		<u>39.289</u>		43.446		210,0	2:10.833	



TrackDay 26.08.2022 Igora Drive

TrackDay

26 August 2022

Laps and Sector Times - All day

- 5196 mtr.

9	59.564	47.679	50.117	202,6	2:37.360	19	1:02.875	55.674	Pit In	199,1	3:14.067
10	58.040	48.504	51.007	195,9	2:37.551	20					

											BMW M4										
lap	Sect-1	Speed	Sect-2	Speed	Sect-3	Speed	TopSpeed	laptime	pit	lap	Sect-1	Speed	Sect-2	Speed	Sect-3	Speed	Topspeed	laptime	pit		
1	Pit Out		46.008		41.881			2:29.455		16	50.501		41.632		Pit In		235,5	2:34.716			
2	48.636		39.557		41.120		234,7	2:09.313		17	Pit Out		43.913		42.018			54:31.007			
3	48.611		41.365		41.652		235,3	2:11.628		18	49.444		41.016		40.956		236,8	2:11.416			
4	48.197		40.237		41.626		236,0	2:10.060		19	47.889		40.021		44.037		234,7	2:11.947			
5	55.037		43.675		44.119		233,3	2:22.831		20	47.738		39.495		41.710		234,0	2:08.943			
6	47.496		40.010		41.969		237,0	2:09.475		21	47.458		39.056		40.704		232,7	2:07.218			
7	53.635		47.261		Pit In		235,7	2:50.951		22	51.403		50.286		Pit In		234,2	2:46.496			
8	Pit Out		46.455		44.565			1:44:51.655		23	Pit Out		43.044		41.225			49:52.382			
9	51.990		42.529		44.120		235,7	2:18.639		24	48.153		38.674		39.455		237,9	2:06.282			
10	54.921		41.986		42.786		234,4	2:19.693		25	46.956		38.227		39.067		241,4	2:04.250			
11	51.568		42.032		42.907		234,4	2:16.507		26	45.741		37.694		<u>38.337</u>		241,4	2:01.772			
12	51.776		42.104		42.594		234,9	2:16.474		27	<u>45.628</u>		<u>37.513</u>		38.401		241,7	<u>2:01.542</u>			
13	51.993		41.985		42.124		233,6	2:16.102		28	46.512		38.047		38.676		<u>243,5</u>	2:03.235			
14	1:00.013		51.961		Pit In		232,7	3:00.361		29	55.580		45.859		Pit In		241,5	2:43.502			
15	Pit Out		42.709		42.523			52:18.547		30											

											Lamborghini Huracan										
lap	Sect-1	Speed	Sect-2	Speed	Sect-3	Speed	TopSpeed	laptime	pit	lap	Sect-1	Speed	Sect-2	Speed	Sect-3	Speed	Topspeed	laptime	pit		
1	Pit Out		41.555		41.523			2:25.474		11	44.210		<u>35.748</u>		<u>37.563</u>		242,5	<u>1:57.521</u>			
2	48.767		39.128		41.139		240,8	2:09.034		12	<u>43.746</u>		35.760		Pit In		242,9	2:14.948			
3	48.623		39.333		40.548		243,9	2:08.504		13	Pit Out		43.083		41.226			51:29.098			
4	48.091		39.164		39.465		241,4	2:06.720		14	48.124		38.704		39.455		237,7	2:06.283			
5	49.002		40.378		39.833		242,9	2:09.213		15	46.927		38.256		39.067		241,4	2:04.250			
6	48.779		39.581		40.678		243,5	2:09.038		16	45.715		37.722		38.335		241,4	2:01.772			
7	48.788		43.035		Pit In		242,3	2:29.359		17	45.602		37.541		38.398		241,5	2:01.541			
8	Pit Out		41.286		39.190			1:49:55.004		18	46.486		38.075		38.676		243,3	2:03.237			
9	47.085		36.856		37.639		242,3	2:01.580		19	55.525		45.889		Pit In		241,9	2:43.355			
10	44.490		35.798		38.197		<u>246,5</u>	1:58.485		20											