



TrackDay 15.10.2022

Igora Drive

TrackDay

15 October 2022

Laps and Sector Times - All day

- 5182 mtr.

40 LapTime Mary									ShortCut										
lap	Sect-1	Speed	Sect-2	Speed	Sect-3	Speed	TopSpeed	laptime	pit	lap	Sect-1	Speed	Sect-2	Speed	Sect-3	Speed	Topspeed	laptime	pit
1	Pit Out		56.209		54.661			1:24:21.427		4	1:03.230		51.130		52.148		169.1	2:46.508	
2	1:04.025		54.695		54.475		168.6	2:53.195		5	1:00.180		50.877		<u>50.958</u>		<u>172.8</u>	<u>2:42.015</u>	
3	1:03.287		52.076		55.065		171.9	2:50.428		6	<u>1:00.179</u>		<u>50.694</u>		Pit In		172.7	3:07.314	


Lamborghini Aventador																			
lap	Sect-1	Speed	Sect-2	Speed	Sect-3	Speed	TopSpeed	laptime	pit	lap	Sect-1	Speed	Sect-2	Speed	Sect-3	Speed	Topspeed	laptime	pit
1	Pit Out		58.704		58.406			3:18.077		12	Pit Out		42.332		42.877			42:06.996	
2	1:08.356		55.323		54.362		201.2	2:58.041		13	51.103		41.170		43.464		263.4	2:15.737	
3	1:05.066		59.924		58.491		226.8	3:03.481		14	52.407		41.133		42.567		261.1	2:16.107	
4	1:07.161		55.580		56.165		184.9	2:58.906		15	51.132		41.163		<u>42.060</u>		262.0	<u>2:14.355</u>	
5	1:07.079		54.046		Pit In		164.3	3:02.414		16	51.237		<u>40.964</u>		Pit In		256.6	2:31.358	
6	Pit Out		48.125		47.158			3:26:35.602		17	Pit Out		41.947		43.351			57:00.153	
7	57.342		46.905		47.014		254.2	2:31.261		18	51.367		41.789		42.342		258.2	2:15.498	
8	1:11.125		1:03.561		Pit In		134.5	3:52.156		19	51.700		42.627		42.063		264.1	2:16.390	
9	Pit Out		47.460		46.599			8:28.199		20	51.068		42.244		45.705		<u>264.3</u>	2:19.017	
10	53.703		44.744		45.690		255.5	2:24.137		21	<u>50.741</u>		41.383		45.199		253.2	2:17.323	
11	54.327		49.154		Pit In		256.2	2:56.870		22									

Porsche GT4																			
lap	Sect-1	Speed	Sect-2	Speed	Sect-3	Speed	TopSpeed	laptime	pit	lap	Sect-1	Speed	Sect-2	Speed	Sect-3	Speed	Topspeed	laptime	pit
1	Pit Out		48.827		45.173			2:44.308		9	Pit Out		48.137		44.596			22:24.391	
2	52.673		43.366		43.212		233.8	2:19.251		10	51.551		42.177		44.936		234.7	2:18.664	
3	53.029		42.572		43.093		235.1	2:18.694		11	51.672		42.397		42.380		234.6	2:16.449	
4	1:13.296		1:08.166		Pit In		235.3	3:38.808		12	58.589		52.465		45.344		235.1	2:36.398	
5	Pit Out		47.842		45.928			15:53.813		13	51.673		43.214		42.588		234.7	2:17.475	
6	53.637		42.947		42.653		234.2	2:19.237		14	<u>51.084</u>		<u>41.870</u>		43.181		234.9	2:16.135	
7	51.359		42.040		<u>42.201</u>		<u>235.7</u>	<u>2:15.600</u>		15	1:00.505		50.194		Pit In		234.2	2:52.245	
8	1:06.098		54.627		Pit In		<u>235.7</u>	3:02.679		16									

Nissan GT-R																			
lap	Sect-1	Speed	Sect-2	Speed	Sect-3	Speed	TopSpeed	laptime	pit	lap	Sect-1	Speed	Sect-2	Speed	Sect-3	Speed	Topspeed	laptime	pit
1	Pit Out		52.801		51.775			3:04.385		13	1:11.049		1:18.235		Pit In		<u>254.2</u>	3:50.912	
2	1:03.765		52.672		51.362		195.5	2:47.799		14	Pit Out		42.390		43.572			16:08.256	
3	1:03.623		52.311		50.534		199.1	2:46.468		15	52.930		42.253		43.341		245.9	2:18.524	
4	1:00.977		51.768		51.682		205.9	2:44.427		16	1:02.290		59.565		Pit In		217.9	3:14.418	
5	1:01.710		53.263		Pit In		206.1	3:04.847		17	Pit Out		57.115		45.238			24:18.386	
6	Pit Out		49.793		49.981			48:30.887		18	<u>51.839</u>		43.664		44.607		247.9	2:20.110	
7	1:01.783		48.301		47.984		205.8	2:38.068		19	56.930		54.591		Pit In		237.5	3:03.684	
8	1:00.633		47.447		49.350		217.4	2:37.430		20	Pit Out		48.375		45.878			34:30.932	
9	1:11.636		1:00.985		Pit In		223.1	3:22.194		21	52.382		<u>41.592</u>		Pit In		241.5	2:55.823	
10	Pit Out		43.532		43.374			3:36:37.562		22	Pit Out		53.750		46.931			6:16.201	
11	54.299		42.274		42.888		242.7	2:19.461		23	52.944		42.470		44.024		237.7	2:19.438	
12	53.083		41.672		<u>42.639</u>		250.4	<u>2:17.394</u>		24	1:02.546		58.623		Pit In		234.6	3:12.086	

ShonX BMW									BMW M2 Comp										
lap	Sect-1	Speed	Sect-2	Speed	Sect-3	Speed	TopSpeed	laptime	pit	lap	Sect-1	Speed	Sect-2	Speed	Sect-3	Speed	Topspeed	laptime	pit
1	Pit Out		44.761		Pit In			3:09.571		6	Pit Out		44.232		Pit In			18:49.291	
2	Pit Out		50.113		50.810			4:29.090		7	Pit Out		55.400		Pit In			5:39.312	
3	59.680		51.246		Pit In		211.9	2:54.443		8	Pit Out		<u>42.814</u>		44.287			1:02:12.433	
4	Pit Out		44.666		Pit In			20:17.473		9	52.603		43.135		<u>44.281</u>		<u>226.9</u>	<u>2:20.019</u>	
5	Pit Out		1:00.006		Pit In			5:08.239		10	<u>52.580</u>		51.407		Pit In		221.9	2:46.632	

Porsche Cayman																			
lap	Sect-1	Speed	Sect-2	Speed	Sect-3	Speed	TopSpeed	laptime	pit	lap	Sect-1	Speed	Sect-2	Speed	Sect-3	Speed	Topspeed	laptime	pit
1	Pit Out		54.074		1:02.587			3:12.127		13	1:08.420		1:16.718		Pit In		203.7	3:51.310	
2	1:07.052		54.754		55.335		136.5	2:57.141		14	Pit Out		44.631		45.950			16:43.742	
3	1:09.252		55.245		52.871		199.9	2:57.368		15	56.797		45.788		52.075		189.1	2:34.660	
4	1:08.799		53.846		52.682		206.8	2:55.327		16	1:00.321		44.398		Pit In		128.3	2:48.910	
5	1:06.276		54.581		Pit In		190.0	3:25.238		17	Pit Out		43.787		44.073			6:57.558	
6	Pit Out		46.948		46.962			3:26:11.930		18	57.245		44.862		44.822		225.4	2:26.929	
7	59.219		49.332		52.776		214.6	2:41.327		19	54.425		<u>43.487</u>		44.237		229.2	2:22.149	
8	1:31.892		1:44.052		Pit In		99.1	4:41.549		20	54.096		44.491		45.247		231.5	2:23.834	
9	Pit Out		47.816		45.777			7:01.373		21	54.607		45.015		Pit In		232.7	2:39.251	
10	57.561		46.596		47.421		193.5	2:31.578		22	Pit Out		43.599		<u>43.378</u>			15:07.914	
11	58.883		46.528		Pit In		150.6	3:02.618		23	<u>52.260</u>		44.466		43.824		232.4	<u>2:20.550</u>	



TrackDay 15.10.2022

Igora Drive

TrackDay

15 October 2022

Laps and Sector Times - All day

- 5182 mtr.

12	Pit Out	45.590	45.055	9:54.505	24	53.179	43.555	Pit In	233.3	2:31.989
----	---------	--------	--------	----------	----	--------	--------	--------	-------	----------

Porsche Taycan									
lap	Sect-1	Speed	Sect-2	Speed	Sect-3	Speed	TopSpeed	laptime	pit
1	Pit Out		44.575		44.647			2:36.963	5
2	54.636		<u>43.440</u>		43.723		<u>243.7</u>	<u>2:21.799</u>	6
3	1:14.978		50.335		48.325		242.3	2:53.638	7
4	1:40.066		44.905		Pit In		59.4	3:18.754	8


Nissan GT-R									
lap	Sect-1	Speed	Sect-2	Speed	Sect-3	Speed	TopSpeed	laptime	pit
1	Pit Out		53.289		53.052			3:07.231	11
2	1:02.088		50.020		49.532		215.7	2:41.640	12
3	1:01.678		50.125		50.471		238.1	2:42.274	13
4	59.455		50.713		50.204		236.6	2:40.372	14
5	58.626		49.405		Pit In		239.0	2:50.905	15
6	Pit Out		44.296		44.642			3:27:54.977	16
7	55.285		44.423		44.325		242.3	2:24.033	17
8	1:18.500		52.425		Pit In		242.7	3:15.251	18
9	Pit Out		45.643		<u>44.202</u>			8:43.134	19
10	<u>53.546</u>		44.676		44.760		<u>244.9</u>	<u>2:22.982</u>	20

BMW M4									
lap	Sect-1	Speed	Sect-2	Speed	Sect-3	Speed	TopSpeed	laptime	pit
1	Pit Out		49.398		47.717			2:49.576	8
2	56.133		46.816		48.619		243.3	2:31.568	9
3	56.050		1:02.971		46.795		235.9	2:45.816	10
4	55.219		45.763		46.239		246.9	2:27.221	11
5	54.561		<u>44.984</u>		46.102		<u>247.7</u>	2:25.647	12
6	<u>54.147</u>		45.213		45.584		246.1	<u>2:24.944</u>	13
7	56.507		50.247		Pit In		245.5	3:10.781	14

LapTime Jane									
lap	Sect-1	Speed	Sect-2	Speed	Sect-3	Speed	TopSpeed	laptime	pit
1	Pit Out		1:15.126		1:13.085			4:03.431	16
2	1:21.548		1:15.407		1:12.382		147.5	3:49.337	17
3	1:20.198		1:06.089		1:09.443		146.6	3:35.730	18
4	1:17.582		1:05.100		Pit In		128.4	3:54.079	19
5	Pit Out		1:11.233		1:12.316			1:07:01.833	20
6	1:20.106		1:11.219		1:09.645		130.8	3:40.970	21
7	1:22.307		1:04.958		1:07.739		146.0	3:35.004	22
8	1:16.626		1:06.194		1:06.549		148.3	3:29.369	23
9	1:18.729		1:02.298		Pit In		138.9	3:50.567	24
10	Pit Out		57.561		54.754			23:43.982	25
11	1:01.273		50.283		52.042		172.8	2:43.598	26
12	59.444		50.148		51.951		175.3	2:41.543	27
13	58.967		50.979		54.774		174.0	2:44.720	28
14	1:00.611		49.533		51.322		175.4	2:41.466	29
15	58.273		48.719		Pit In		172.5	3:00.719	30

LapTime Pro									
lap	Sect-1	Speed	Sect-2	Speed	Sect-3	Speed	TopSpeed	laptime	pit
1	Pit Out		50.528		53.460			3:02.805	4
2	58.478		47.908		Pit In		202.0	3:13.912	5
3	Pit Out		47.317		<u>46.881</u>			8:09.101	6

ShonX S- 1600									
lap	Sect-1	Speed	Sect-2	Speed	Sect-3	Speed	TopSpeed	laptime	pit
1	Pit Out		49.738		1:02.538			3:01.930	19
2	1:01.093		48.916		51.499		177.2	2:41.508	20
3	1:00.494		48.626		51.279		179.2	2:40.399	21
4	59.800		48.101		50.806		179.5	2:38.707	22
5	1:00.219		48.331		51.157		180.3	2:39.707	23
6	1:00.510		48.569		Pit In		180.1	2:56.913	24
7	Pit Out		49.724		51.200			7:08.042	25
8	59.824		48.861		50.824		177.9	2:39.509	26
9	59.752		48.714		51.205		178.5	2:39.671	27



TrackDay 15.10.2022

Igora Drive

TrackDay

15 October 2022

Laps and Sector Times - All day

- 5182 mtr.

10	59.875	48.901	52.027	178.5	2:40.803	28	57.025	46.972	48.333	<u>183.3</u>	2:32.330
11	58.907	48.099	50.893	178.1	2:37.899	29	1:00.710	52.834	Pit In	181.6	3:06.683
12	1:00.623	48.820	Pit In	178.4	2:56.910	30	Pit Out	46.122	48.753		40:10.764
13	Pit Out	48.973	51.060		7:14.873	31	56.006	46.047	<u>47.488</u>	176.3	2:29.541
14	59.190	47.574	50.455	180.2	2:37.219	32	55.755	45.928	47.670	179.9	2:29.353
15	58.570	47.413	50.481	181.9	2:36.464	33	54.421	45.785	49.047	178.0	2:29.253
16	57.743	47.106	50.226	181.4	2:35.075	34	54.128	<u>45.594</u>	47.647	178.0	<u>2:27.369</u>
17	57.429	47.046	50.290	181.7	2:34.765	35	<u>54.070</u>	45.597	47.759	178.8	2:27.426
18	58.875	49.660	Pit In	181.0	2:54.055	36	57.600	47.945	Pit In	178.5	3:10.919

BMW 92																			
lap	Sect-1	Speed	Sect-2	Speed	Sect-3	Speed	TopSpeed	laptime	pit	lap	Sect-1	Speed	Sect-2	Speed	Sect-3	Speed	Topspeed	laptime	pit
1	Pit Out		50.999		55.228			3:08.881		4	<u>55.813</u>		<u>45.931</u>		<u>47.977</u>		193.5	<u>2:29.721</u>	
2	59.998		47.249		Pit In		179.2	3:20.794		5	57.672		46.128		51.036		<u>195.9</u>	2:34.836	
3	Pit Out		47.650		49.182			7:58.369		6	56.826		49.674		Pit In		167.0	3:02.084	



Lamborghini Gallardo																			
lap	Sect-1	Speed	Sect-2	Speed	Sect-3	Speed	TopSpeed	laptime	pit	lap	Sect-1	Speed	Sect-2	Speed	Sect-3	Speed	Topspeed	laptime	pit
1	Pit Out		1:00.897		49.342			2:57.513		4	58.075		47.287		<u>46.763</u>		237.0	<u>2:32.125</u>	
2	1:05.075		52.071		47.264		220.8	2:44.410		5	<u>56.028</u>		<u>45.993</u>		Pit In		<u>247.9</u>	2:41.961	
3	1:03.994		46.657		47.378		241.9	2:38.029		6									

Subaru WRX STI																			
lap	Sect-1	Speed	Sect-2	Speed	Sect-3	Speed	TopSpeed	laptime	pit	lap	Sect-1	Speed	Sect-2	Speed	Sect-3	Speed	Topspeed	laptime	pit
1	Pit Out		46.989		50.595			2:48.959		4	Pit Out		47.339		<u>49.930</u>			18:13.539	
2	57.045		<u>46.159</u>		50.050		192.0	<u>2:33.254</u>		5	<u>55.897</u>		46.622		50.879		<u>192.7</u>	2:33.398	
3	59.733		47.595		Pit In		192.6	3:19.736		6	1:07.001		47.203		Pit In		107.6	3:03.742	

Audi A7																			
lap	Sect-1	Speed	Sect-2	Speed	Sect-3	Speed	TopSpeed	laptime	pit	lap	Sect-1	Speed	Sect-2	Speed	Sect-3	Speed	Topspeed	laptime	pit
1	Pit Out		54.867		56.292			3:13.178		6	Pit Out		59.200		57.414			31:38.736	
2	1:00.526		49.351		53.023		196.4	2:42.900		7	58.162		47.919		51.877		<u>213.1</u>	2:37.958	
3	59.281		46.911		52.020		199.5	2:38.212		8	1:18.398		1:08.220		58.630		212.3	3:25.248	
4	57.648		<u>46.658</u>		51.107		212.5	2:35.413		9	<u>56.825</u>		47.324		<u>50.657</u>		205.9	<u>2:34.806</u>	
5	1:14.477		1:08.589		Pit In		209.8	3:50.694		10	1:10.044		1:03.497		Pit In		208.2	3:37.827	

VW Scirocco																			
lap	Sect-1	Speed	Sect-2	Speed	Sect-3	Speed	TopSpeed	laptime	pit	lap	Sect-1	Speed	Sect-2	Speed	Sect-3	Speed	Topspeed	laptime	pit
1	Pit Out		50.308		<u>49.695</u>			2:54.662		10	59.584		49.029		50.839		207.1	2:39.452	
2	<u>58.567</u>		48.417		49.907		210.8	<u>2:36.891</u>		11	1:00.749		48.943		50.926		<u>220.3</u>	2:40.618	
3	59.385		49.458		50.230		207.9	2:39.073		12	59.423		49.125		50.598		212.9	2:39.146	
4	59.133		<u>48.332</u>		51.459		205.9	2:38.924		13	1:14.363		1:11.085		Pit In		204.8	3:48.450	
5	59.505		49.608		50.902		191.2	2:40.015		14			1:12.075		1:13.010			1:45:41.123	
6	1:00.722		49.869		50.702		180.4	2:41.293		15	1:21.708		1:07.295		1:10.750		140.4	3:39.753	
7	1:18.795		1:12.220		Pit In		208.1	3:50.627		16	1:17.317		1:05.320		1:05.623		157.3	3:28.260	
8	Pit Out		48.396		49.717			3:57.332		17	1:15.768		1:07.582		1:05.124		178.0	3:28.474	
9	1:00.718		48.621		51.090		218.0	2:40.429		18	1:17.873		1:00.722		Pit In		128.1	3:42.156	

LapTime Emmy										ShortCut									
lap	Sect-1	Speed	Sect-2	Speed	Sect-3	Speed	TopSpeed	laptime	pit	lap	Sect-1	Speed	Sect-2	Speed	Sect-3	Speed	Topspeed	laptime	pit
1	Pit Out		1:33.959		1:29.911			5:11.250		16	1:21.936		1:26.361		Pit In		104.3	4:40.455	
2	1:41.381		1:20.223		1:15.903		112.1	4:17.507		17	Pit Out		1:04.426		1:06.866			6:40.980	
3	1:26.733		1:17.533		1:26.391		120.6	4:10.657		18	1:16.525		1:03.592		1:09.126		145.0	3:29.243	
4	1:25.677		1:14.379		Pit In		95.3	4:19.146		19	1:13.861		1:00.441		1:07.890		139.6	3:22.192	
5	Pit Out		1:10.928		1:12.258			1:05:43.729		20	1:13.243		58.668		Pit In		102.7	3:41.704	
6	1:13.429		1:02.263		1:04.058		156.9	3:19.750		21	Pit Out		1:29.171		Pit In			58:59.893	
7	1:13.921		1:05.502		1:05.006		170.6	3:24.429		22	Pit Out		1:24.442		1:17.853			5:05.552	
8	1:09.905		1:00.993		1:06.883		169.1	3:17.781		23	1:26.747		1:22.545		Pit In		120.8	4:18.362	
9	1:16.852		1:00.376		Pit In		153.1	3:59.693		24	Pit Out		55.165		1:00.037			28:46.444	
10	Pit Out		1:24.797		1:15.139			26:08.936		25	1:56.266		1:39.630		Pit In		163.9	5:24.766	
11	1:21.107		1:08.966		1:08.360		114.4	3:38.433		26	Pit Out		53.144		58.560			3:49.386	
12	1:16.194		1:02.342		1:03.757		129.4	3:22.293		27	1:01.425		52.116		<u>55.555</u>		169.0	2:49.096	
13	1:09.686		1:00.557		1:00.999		155.2	3:11.242		28	1:00.646		51.305		55.571		162.6	2:47.522	
14	1:14.937		1:01.219		Pit In		139.2	3:33.815		29	<u>58.878</u>		<u>49.629</u>		57.605		<u>173.5</u>	<u>2:46.112</u>	
15	Pit Out		1:10.151		1:16.395			2:45:10.801		30									



TrackDay 15.10.2022

Igora Drive

TrackDay

15 October 2022

Laps and Sector Times - All day

- 5182 mtr.

										Lada Vesta									
lap	Sect-1	Speed	Sect-2	Speed	Sect-3	Speed	TopSpeed	laptime	pit	lap	Sect-1	Speed	Sect-2	Speed	Sect-3	Speed	Topspeed	laptime	pit
1	Pit Out		56.465		1:04.648			3:27.088		4	1:07.565		52.973		57.847		158.4	2:58.385	
2	1:08.701		54.860		1:00.407		157.6	3:03.968		5	1:05.127		53.273		Pit In		161.1	3:19.396	
3	1:06.074		53.551		58.782		161.9	2:58.407		6									

ShonX Porsche AG										Porsche 718 GT4									
lap	Sect-1	Speed	Sect-2	Speed	Sect-3	Speed	TopSpeed	laptime	pit	lap	Sect-1	Speed	Sect-2	Speed	Sect-3	Speed	Topspeed	laptime	pit
1	Pit Out		44.563		Pit In			2:57.297		4	Pit Out		55.341		Pit In			7:33.555	
2	Pit Out		57.884		Pit In			7:16.065		5	Pit Out		44.186		Pit In			20:58.747	
3	Pit Out		44.114		Pit In			16:59.360		6	Pit Out		53.046		Pit In			6:28.606	

ShonX GT4 Orange										Porsche 718 GT4									
lap	Sect-1	Speed	Sect-2	Speed	Sect-3	Speed	TopSpeed	laptime	pit	lap	Sect-1	Speed	Sect-2	Speed	Sect-3	Speed	Topspeed	laptime	pit
1	Pit Out		45.086		43.937			2:32.795		7	Pit Out		42.407		41.990			8:13.422	
2	50.182		41.483		41.443		230.4	2:13.108		8	51.373		43.872		42.882		229.5	2:18.127	
3	49.974		40.839		41.787		231.8	2:12.600		9	50.429		40.837		41.973		229.9	2:13.239	
4	51.856		42.143		43.066		231.0	2:17.065		10	49.998		40.980		42.158		229.7	2:13.136	
5	49.376		40.658		42.591		231.3	2:12.625		11	50.199		40.788		42.234		230.2	2:13.221	
6	51.438		44.829		Pit In		231.1	2:35.088		12	50.160		42.895		Pit In		229.4	2:39.184	