

MAX Power Cars 2022 Igora Drive

Qual run

3 September 2022
- 5183 mtr.

Laps and Sector Times - Open Pit-Lane - 2

1		Porsche GT3 RS 991.2																	
lap	Sect-1	Speed	Sect-2	Speed	Sect-3	Speed	TopSpeed	laptime	pit	lap	Sect-1	Speed	Sect-2	Speed	Sect-3	Speed	Topspeed	laptime	pit
1	Pit Out		39.835		Pit In			2:36.498		8	46.353		38.333		Pit In		246,1	2:15.861	
2	Pit Out		36.995		40.670			3:56.796		9	Pit Out		44.899		41.582		39,003	31:51.355	
3	46.116		<u>36.563</u>		<u>38.576</u>		246,9	<u>2:01.255</u>		10	47.308		44.989		39,003		247,5	2:03.630	
4	45.770		37.115		38.948		246,5	2:01.833		11	45.814		36.989		39,274		<u>248,1</u>	2:02.077	
5	45.712		36.937		39.152		245,3	2:01.801		12	<u>45.422</u>		36.982		44.838		247,7	2:07.242	
6	45.550		37.383		38.884		245,5	2:01.817		13	52.534		44.458		Pit In		167,6	2:37.613	
7	45.997		38.926		42.132		245,3	2:07.055		14									

4		Porsche GT4 CS 981																	
lap	Sect-1	Speed	Sect-2	Speed	Sect-3	Speed	TopSpeed	laptime	pit	lap	Sect-1	Speed	Sect-2	Speed	Sect-3	Speed	Topspeed	laptime	pit
1	Pit Out		44.248		41.895			2:32.670		6	Pit Out		39.380		41.530			27:56.527	
2	51.627		43.842		43.086		239,0	2:18.555		7	46.884		37.783		39.433		237,9	2:04.100	
3	51.223		41.906		42.934		234,9	2:16.063 D		8	46.548		38.418		40.380		<u>239,4</u>	2:05.346	
4	51.518		41.005		42.083		229,4	2:14.606		9	<u>46.520</u>		<u>37.474</u>		<u>39.089</u>		236,4	<u>2:03.083</u>	
5	53.958		48.469		Pit In		236,4	2:44.394		10	48.520		41.485		Pit In		237,3	2:22.133	

7		BMW M2C																	
lap	Sect-1	Speed	Sect-2	Speed	Sect-3	Speed	TopSpeed	laptime	pit	lap	Sect-1	Speed	Sect-2	Speed	Sect-3	Speed	Topspeed	laptime	pit
1	Pit Out		45.627		46.800			2:52.810		10	49.629		<u>40.405</u>		42.136		241,4	2:12.170	
2	49.604		40.724		41.816		242,7	2:12.144		11	55.219		49.878		Pit In		238,5	2:48.456	
3	49.650		40.684		<u>41.617</u>		241,4	2:11.951		12	Pit Out		48.470		Pit In			20:19.003	
4	1:03.597		49.982		Pit In		241,2	3:05.556		13	Pit Out		41.642		42.937			5:00.098	
5	Pit Out		48.924		45.419			5:55.681		14	50.082		40.520		41.985		241,2	2:12.587	
6	<u>49.221</u>		40.590		42.032		<u>245,5</u>	<u>2:11.843</u>		15	49.960		40.865		44.967		242,1	2:15.792	
7	1:02.817		50.422		Pit In		241,5	3:00.064		16	1:01.715		56.067		51.420		241,5	2:49.202	
8	Pit Out		46.263		45.351			23:39.949		17	49.773		40.766		42.294		244,1	2:12.833	
9	49.622		40.647		41.849		244,3	2:12.118		18	50.075		40.825		41.968		240,2	2:12.868	

8		Porsche Cayman GTS 718																	
lap	Sect-1	Speed	Sect-2	Speed	Sect-3	Speed	TopSpeed	laptime	pit	lap	Sect-1	Speed	Sect-2	Speed	Sect-3	Speed	Topspeed	laptime	pit
1	Pit Out		54.531		50.044			3:17.622		10	52.706		42.758		44.076		227,8	2:19.540	
2	58.915		50.713		48.339		224,9	2:37.967		11	57.031		47.202		47.958		228,7	2:32.191	
3	58.664		45.660		46.376		225,7	2:30.700		12	52.295		42.450		43.608		228,3	2:18.353	
4	57.998		44.506		45.291		226,8	2:27.795		13	58.159		50.937		Pit In		227,6	2:53.438	
5	54.002		43.421		Pit In		226,8	2:37.838		14	Pit Out		44.592		44.373			30:09.536	
6	Pit Out		43.888		44.470			19:43.123		15	53.588		42.895		43.997		228,1	2:20.480	
7	53.768		42.905		45.668		228,0	2:22.341		16	52.750		49.034		46.361		228,5	2:28.145	
8	52.941		42.448		43.849		228,1	2:19.238		17	52.527		<u>41.687</u>		<u>43.168</u>		228,3	2:17.382	
9	54.036		56.311		50.758		228,5	2:41.105		18	<u>51.684</u>		41.967		43.220		228,7	<u>2:16.871</u>	

9		Porsche GT4 982																	
lap	Sect-1	Speed	Sect-2	Speed	Sect-3	Speed	TopSpeed	laptime	pit	lap	Sect-1	Speed	Sect-2	Speed	Sect-3	Speed	Topspeed	laptime	pit
1	Pit Out		45.047		43.925			2:42.688		13	49.126		39.973		<u>40.892</u>		234,7	2:09.991 D	
2	50.995		49.432		43.816		234,7	2:24.243		14	51.471		45.610		43.417		235,3	2:20.498	
3	49.988		41.051		41.440		234,7	2:12.479		15	51.332		45.970		43.562		235,7	2:20.864	
4	50.702		40.320		Pit In		234,4	2:26.308		16	49.605		<u>39.862</u>		Pit In		236,2	2:26.264	
5	Pit Out		40.966		41.809			6:32.048 D		17	Pit Out		40.027		41.372			24:38.001	
6	49.378		40.184		41.414		234,0	2:10.976 D		18	49.054		40.384		41.083		234,2	2:10.521	
7	49.565		39.953		41.479		234,4	2:10.997		19	<u>48.711</u>		41.205		41.622		234,6	2:11.538	
8	49.704		40.116		Pit In		234,7	2:30.644		20	49.395		42.138		41.181		234,9	2:12.714 D	
9	Pit Out		40.989		41.798			12:09.088		21	50.241		40.177		41.176		<u>237,3</u>	2:11.594	
10	50.019		40.782		41.263		233,8	2:12.064 D		22	49.015		40.049		41.226		235,5	<u>2:10.290</u>	
11	49.567		45.141		44.001		234,4	2:18.709 D		23	49.238		40.159		41.087		235,7	2:10.484	
12	49.207		40.009		41.126		235,3	2:10.342 D		24	50.609		49.303		Pit In		235,3	2:45.205	

11		BMW M3 E92																	
lap	Sect-1	Speed	Sect-2	Speed	Sect-3	Speed	TopSpeed	laptime	pit	lap	Sect-1	Speed	Sect-2	Speed	Sect-3	Speed	Topspeed	laptime	pit
1	Pit Out		42.671		42.892			2:35.320		10	49.947		39.893		42.504		226,3	2:12.344	
2	50.932		41.107		42.359		224,2	2:14.398		11	1:06.076		51.026		Pit In		210,5	2:58.200	
3	50.370		40.575		42.298		224,9	2:13.243		12	Pit Out		51.855		46.297			19:22.420	
4	58.697		51.776		Pit In		<u>227,5</u>	2:54.004		13	17:33.290		40.591		42.998		223,7	18:56.879	
5	Pit Out		44.035		43.100			5:16.091		14	50.473		<u>39.866</u>		42.528		224,1	2:12.867	
6	50.411		40.460		43.356		226,1	2:14.227		15	<u>49.697</u>		40.519		<u>41.894</u>		225,1	<u>2:12.110</u>	
7	1:01.965		57.245		Pit In		225,1	3:03.917		16	1:04.389		55.729		Pit In		225,6	3:02.836	
8	Pit Out		42.566		42.481			9:37.349		17	Pit Out		43.963		44.588			3:58.170	



MAX Power Cars 2022

Igora Drive

Qual run

3 September 2022

Laps and Sector Times - Open Pit-Lane - 2

- 5183 mtr.

9	50.121	40.297	42.331	225,4	2:12.749	18	50.689	39.936	42.430	224,4	2:13.055
---	--------	--------	--------	-------	----------	----	--------	--------	--------	-------	----------


18							Porsche GT4 982												
lap	Sect-1	Speed	Sect-2	Speed	Sect-3	Speed	TopSpeed	laptime	pit	lap	Sect-1	Speed	Sect-2	Speed	Sect-3	Speed	Topspeed	laptime	pit
1	Pit Out		42.566		47.320			2:48.399		10	Pit Out		42.701		43.347			41:07.490	
2	51.049		41.036		42.247		232,0	2:14.332		11	18:10.198		42.759		43.625		236,0	19:36.582	
3	50.291		41.021		41.863		232,2	2:13.175		12	<u>49.079</u>		40.185		<u>41.190</u>		<u>237.5</u>	<u>2:10.454</u>	
4	50.111		45.806		53.798		231,5	2:29.715		13	49.382		40.257		41.867		236,2	2:11.506	D
5	1:01.808		52.355		Pit In		137,2	3:12.022		14	59.420		43.361		45.321		208,4	2:28.102	
6	Pit Out		41.646		45.640			3:43.737		15	49.620		40.624		44.487		236,4	2:14.731	D
7	49.516		39.917		41.272		235,3	2:10.705	D	16	49.684		<u>39.732</u>		41.268		235,9	2:10.684	
8	49.615		39.933		41.302		234,9	2:10.850		17	56.771		49.107		Pit In		228,0	2:58.878	
9	1:06.144		58.910		Pit In		216,8	3:20.718		18									

20							Porsche GT3 991.1												
lap	Sect-1	Speed	Sect-2	Speed	Sect-3	Speed	TopSpeed	laptime	pit	lap	Sect-1	Speed	Sect-2	Speed	Sect-3	Speed	Topspeed	laptime	pit
1	Pit Out		45.568		47.235			2:45.502		3	54.470		49.177		Pit In		<u>250.0</u>	2:50.534	
2	<u>49.033</u>		<u>38.818</u>		<u>39.743</u>		249,6	<u>2:07.594</u>		4									

21							Porsche GT4 982												
lap	Sect-1	Speed	Sect-2	Speed	Sect-3	Speed	TopSpeed	laptime	pit	lap	Sect-1	Speed	Sect-2	Speed	Sect-3	Speed	Topspeed	laptime	pit
1	Pit Out		46.170		54.122			2:52.183		14	Pit Out		45.744		51.247			29:20.225	
2	52.746		41.713		44.044		227,6	2:18.503		15	49.402		43.179		45.117		231,7	2:17.698	
3	51.043		40.688		42.585		230,6	2:14.316		16	51.022		46.583		Pit In		208,6	2:39.187	
4	52.307		44.250		42.825		230,6	2:19.382		17	Pit Out		40.313		42.536			3:24.797	
5	50.010		40.279		41.799		231,1	2:12.088		18	49.419		40.380		41.894		232,7	2:11.693	
6	52.853		41.429		42.097		232,0	2:16.379		19	<u>49.121</u>		40.262		<u>41.115</u>		<u>232.9</u>	<u>2:10.498</u>	
7	53.302		42.141		42.030		232,2	2:17.473		20	50.318		41.375		41.817		<u>233.6</u>	2:13.510	
8	50.419		40.359		41.781		232,0	2:12.559		21	49.502		51.048		Pit In		232,7	2:47.694	
9	49.600		<u>40.084</u>		42.064		230,6	2:11.748		22	Pit Out		40.602		42.115			19:09.235	
10	51.374		45.249		43.779		229,7	2:20.402		23	49.665		41.640		42.565		<u>233.6</u>	2:13.870	
11	51.534		47.657		42.807		230,1	2:21.998		24	49.253		40.179		42.720		233,3	2:12.152	
12	49.477		40.093		41.971		230,2	2:11.541		25	49.138		40.458		41.655		232,6	2:11.251	
13	58.016		45.480		Pit In		231,5	2:51.181		26	50.104		54.813		Pit In		233,1	2:57.302	

23							Renault Megane RS												
lap	Sect-1	Speed	Sect-2	Speed	Sect-3	Speed	TopSpeed	laptime	pit	lap	Sect-1	Speed	Sect-2	Speed	Sect-3	Speed	Topspeed	laptime	pit
1	Pit Out		46.297		47.129			2:43.163		12	54.654		43.673		46.804		199,8	2:25.131	D
2	56.923		44.426		46.560		197,8	2:27.909		13	1:04.802		58.489		Pit In		200,3	3:12.443	
3	54.189		43.877		46.317		197,5	2:24.383		14	Pit Out		43.479		46.690			18:20.858	
4	1:02.767		54.352		50.652		198,6	2:47.771		15	53.484		43.361		47.496		199,6	2:24.341	
5	53.577		43.804		45.925		201,1	2:23.306		16	1:05.144		53.022		50.347		199,9	2:48.513	
6	53.715		43.626		46.356		199,6	2:23.697		17	53.276		42.917		45.957		201,0	2:22.150	
7	1:03.008		58.829		Pit In		200,7	3:11.856		18	22:00.841		44.076		47.603		200,3	23:32.520	
8	Pit Out		44.075		46.527			18:14.415		19	53.497		<u>42.854</u>		46.388		201,1	2:22.739	
9	53.544		43.873		46.651		199,1	2:24.068		20	<u>53.018</u>		42.912		45.533		201,6	<u>2:21.463</u>	
10	57.699		54.620		50.833		199,4	2:43.152		21	1:05.312		54.602		48.817		<u>202.9</u>	2:48.731	
11	53.263		43.570		<u>45.452</u>		200,8	2:22.285		22	53.700		43.067		45.683		197,4	2:22.450	D

26							Porsche Carrera 4S 992												
lap	Sect-1	Speed	Sect-2	Speed	Sect-3	Speed	TopSpeed	laptime	pit	lap	Sect-1	Speed	Sect-2	Speed	Sect-3	Speed	Topspeed	laptime	pit
1	Pit Out		59.181		54.434			3:25.815		14	1:09.744		1:09.674		Pit In		241,4	3:36.258	
2	1:02.774		47.363		51.020		208,4	2:41.157		15	Pit Out		52.643		49.891			17:58.688	
3	1:00.035		52.181		49.579		230,1	2:41.795		16	50.890		40.819		42.602		241,4	2:14.311	
4	56.902		45.388		46.173		234,4	2:28.463		17	52.803		1:01.006		47.896		241,5	2:41.705	
5	58.504		46.037		47.237		234,6	2:31.778		18	50.735		41.366		42.856		242,5	2:14.957	
6	54.108		43.511		Pit In		230,1	2:38.238		19	1:06.673		54.149		47.859		241,7	2:48.681	
7	Pit Out		50.436		50.743			26:30.927		20	16:09.189		43.710		45.142		242,5	17:38.041	
8	52.294		41.963		43.452		238,9	2:17.709		21	51.241		41.204		<u>42.226</u>		<u>243.1</u>	2:14.671	
9	1:01.714		58.355		49.618		231,5	2:49.687		22	1:06.169		58.162		47.212		242,1	2:51.543	
10	51.772		41.141		43.185		241,5	2:16.098		23	55.445		43.835		44.260		241,4	2:23.540	
11	52.835		57.809		47.812		240,6	2:38.456		24	<u>50.620</u>		<u>40.599</u>		42.285		241,2	<u>2:13.504</u>	
12	51.032		42.221		42.894		241,4	2:16.147		25	50.893		40.809		42.227		242,7	2:13.929	
13	51.245		41.611		43.507		241,5	2:16.363		26	1:06.087		1:04.410		Pit In		242,3	3:25.844	



MAX Power Cars 2022 Igora Drive

Qual run

3 September 2022

Laps and Sector Times - Open Pit-Lane - 2

- 5183 mtr.



34										BMW M4 F82									
lap	Sect-1	Speed	Sect-2	Speed	Sect-3	Speed	TopSpeed	laptime	pit	lap	Sect-1	Speed	Sect-2	Speed	Sect-3	Speed	Topspeed	laptime	pit
1	Pit Out		1:00.925		52.858			3:25.417		11	49.199		<u>39.229</u>		41.068		237,0	<u>2:09.496</u>	
2	1:00.966		45.368		45.354		134,9	2:31.688		12	52.533		45.403		42.431		237,5	2:20.367	
3	49.864		41.039		42.129		234,9	2:13.032		13	<u>48.712</u>		40.318		41.137		240,2	2:10.167	
4	55.853		58.064		Pit In		220,0	2:59.556		14	1:02.352		48.600		Pit In		237,3	2:50.618	
5	Pit Out		42.083		44.056			7:26.974		15	Pit Out		43.095		43.872			32:48.224	
6	49.964		39.527		41.715		235,3	2:11.206		16	50.774		40.676		41.115		239,4	2:12.565	
7	49.105		39.237		41.558		235,5	2:09.900		17	49.352		39.562		40.925		235,3	2:09.839	
8	1:04.168		54.774		Pit In		235,9	3:02.447		18	49.388		39.418		<u>40.779</u>		236,4	2:09.585	
9	Pit Out		46.850		44.206			4:56.825		19	56.721		51.675		Pit In		237,7	2:42.457	
10	53.850		43.675		41.735		<u>240,4</u>	2:19.260		20									

35										Mitsubishi Lancer Evo VI									
lap	Sect-1	Speed	Sect-2	Speed	Sect-3	Speed	TopSpeed	laptime	pit	lap	Sect-1	Speed	Sect-2	Speed	Sect-3	Speed	Topspeed	laptime	pit
1	Pit Out		55.777		55.323			3:17.186		13	52.567		<u>41.448</u>		43.841		216,3	2:17.856	
2	1:07.374		54.655		53.496		152,6	2:55.525		14	1:02.246		45.502		47.353		221,3	2:35.101	
3	1:05.541		53.086		51.619		153,0	2:50.246		15	52.791		41.808		44.664		204,1	2:19.263	
4	1:02.624		52.447		49.267		165,0	2:44.338		16	52.387		42.569		43.799		220,6	2:18.755	
5	1:02.193		49.792		50.744		175,0	2:42.729		17	1:02.878		56.509		Pit In		220,9	3:10.921	
6	58.455		46.318		48.663		179,5	2:33.436		18	Pit Out		56.600		47.746			23:26.182	
7	1:00.545		48.811		46.576		164,4	2:35.932		19	52.192		41.467		43.712		217,7	2:17.371	
8	59.391		47.798		47.013		210,3	2:34.202		20	52.527		41.866		43.926		223,6	2:18.319	
9	57.229		45.239		44.905		213,2	2:27.373		21	52.128		41.467		<u>43.443</u>		<u>223,7</u>	<u>2:17.038</u>	
10	56.653		47.840		54.977		210,0	2:39.470		22	<u>51.305</u>		43.075		43.849		223,6	2:18.229	
11	1:05.461		56.051		Pit In		148,3	3:13.478		23	1:06.555		49.357		Pit In		216,6	3:05.784	
12	Pit Out		48.708		47.819			40:33.504		24	Pit Out		50.074		50.568			37:30.731	

37										Porsche GT4 982									
lap	Sect-1	Speed	Sect-2	Speed	Sect-3	Speed	TopSpeed	laptime	pit	lap	Sect-1	Speed	Sect-2	Speed	Sect-3	Speed	Topspeed	laptime	pit
1	Pit Out		1:00.626		53.406			3:22.854		15	58.214		51.530		Pit In		235,3	2:49.874	
2	1:01.176		55.177		54.546		166,7	2:50.899		16	Pit Out		41.903		41.779			24:49.668	
3	1:01.604		50.535		48.229		167,1	2:40.368		17	53.529		41.179		42.082		232,7	2:16.790	
4	59.719		52.232		Pit In		230,6	2:58.935		18	49.885		40.405		41.192		235,5	2:11.482 D	
5	Pit Out		44.008		43.439			32:42.774		19	49.980		40.235		41.169		236,0	2:11.384	
6	51.372		41.407		42.238		232,6	2:15.017		20	16:47.969		42.065		42.478		235,3	18:12.512	
7	50.408		40.473		41.917		231,3	2:12.798		21	49.843		40.161		41.973		234,7	2:11.977	
8	50.428		40.496		43.061		231,1	2:13.985		22	<u>49.164</u>		40.809		41.222		234,0	2:11.195 D	
9	1:04.824		53.626		Pit In		230,8	3:01.998		23	53.161		48.805		44.796		234,4	2:26.762	
10	Pit Out		45.948		44.799			4:27.638		24	49.258		<u>39.852</u>		<u>40.868</u>		235,7	2:09.978 D	
11	50.740		40.306		44.789		235,3	2:15.835		25	49.555		40.180		41.197		<u>236,4</u>	2:10.932 D	
12	49.825		47.115		42.796		234,6	2:19.736		26	55.566		49.108		50.609		231,8	2:35.283	
13	49.693		40.255		41.650		235,1	2:11.598		27	49.356		39.966		41.066		236,2	<u>2:10.388</u>	
14	50.080		40.151		41.558		234,7	2:11.789		28									

38										Porsche GT3 992									
lap	Sect-1	Speed	Sect-2	Speed	Sect-3	Speed	TopSpeed	laptime	pit	lap	Sect-1	Speed	Sect-2	Speed	Sect-3	Speed	Topspeed	laptime	pit
1	Pit Out		45.685		48.625			2:56.490		6	49.459		<u>40.542</u>		44.397		243,1	2:14.398	
2	1:02.954		47.066		Pit In		172,8	2:52.192		7	56.480		44.084		53.386		<u>243,9</u>	2:33.950	
3	Pit Out		42.926		47.718			20:57.235		8	<u>49.095</u>		40.691		<u>41.641</u>		242,1	<u>2:11.427</u>	
4	51.052		42.837		43.815		242,9	2:17.704		9	52.392		42.731		Pit In		242,9	2:40.233	
5	49.899		41.679		42.834		242,7	2:14.412		10									

45										MB A45S AMG									
lap	Sect-1	Speed	Sect-2	Speed	Sect-3	Speed	TopSpeed	laptime	pit	lap	Sect-1	Speed	Sect-2	Speed	Sect-3	Speed	Topspeed	laptime	pit
1	Pit Out		57.666		50.581			3:10.061		10	56.991		1:00.247		1:01.508		240,4	2:58.746	
2	58.193		57.008		45.284		186,1	2:40.485		11	<u>49.898</u>		<u>41.096</u>		<u>42.211</u>		241,7	<u>2:13.205</u>	
3	51.592		51.278		48.760		239,2	2:31.630		12	1:05.383		1:00.277		Pit In		239,6	3:19.121	
4	52.415		41.559		Pit In		241,0	2:34.967		13	Pit Out		1:00.104		45.149			25:41.319	
5	Pit Out		1:00.999		45.610			26:11.259		14	50.277		42.609		42.630		<u>242,3</u>	2:15.516	
6	50.601		44.959		46.843		241,2	2:22.403		15	1:03.570		50.659		45.346		240,0	2:39.575	
7	50.344		47.947		47.251		241,0	2:25.542		16	50.596		42.637		44.853		241,5	2:18.086	
8	50.513		48.593		51.181		241,0	2:30.287 D		17	50.172		41.304		Pit In		239,6	2:33.332	
9	50.043		41.755		42.590		<u>242,3</u>	2:14.388		18									



MAX Power Cars 2022
Igora Drive

Qual run

3 September 2022

Laps and Sector Times - Open Pit-Lane - 2

- 5183 mtr.

46										Porsche GT3 991.2									
lap	Sect-1	Speed	Sect-2	Speed	Sect-3	Speed	TopSpeed	laptime	pit	lap	Sect-1	Speed	Sect-2	Speed	Sect-3	Speed	Topspeed	laptime	pit
1	Pit Out		46.197		44.295			2:46.473		7	Pit Out		47.745		45.389			42:52.604	
2	49.493		40.160		42.241		246,5	2:11.894		8	53.092		43.948		49.344		244,7	2:26.384	
3	49.331		42.649		<u>41.653</u>		250,6	2:13.633		9	59.578		44.221		44.974		163,6	2:28.773	
4	49.338		40.077		41.838		251,5	2:11.253		10	49.795		40.241		42.243		247,9	2:12.279	
5	<u>49.188</u>		<u>39.653</u>		41.944		251,0	<u>2:10.785</u>		11	1:05.473		58.507		Pit In		249,2	3:10.491	
6	58.978		53.982		Pit In		<u>251,7</u>	2:55.712		12									


47										Porsche GT4 982									
lap	Sect-1	Speed	Sect-2	Speed	Sect-3	Speed	TopSpeed	laptime	pit	lap	Sect-1	Speed	Sect-2	Speed	Sect-3	Speed	Topspeed	laptime	pit
1	Pit Out		54.065		Pit In			3:21.834		9	57.866		51.838		Pit In		233,1	2:56.341	
2	Pit Out		42.710		43.234			32:28.941		10	Pit Out		56.173		56.970		l:03:03.692		
3	50.306		41.059		41.754		233,3	2:13.119		11	1:00.549		57.408		47.041		123,2	2:44.998	
4	50.529		40.415		42.007		233,5	2:12.951		12	49.654		40.518		41.568		234,7	2:11.740	
5	50.427		40.235		41.789		232,7	2:12.451		13	55.137		53.228		45.397		<u>235,7</u>	2:33.762	
6	49.779		40.248		41.917		232,4	2:11.944		14	49.705		40.495		<u>41.397</u>		232,7	2:11.597	
7	49.644		<u>40.106</u>		41.729		232,4	<u>2:11.479</u>		15	<u>49.210</u>		40.669		42.513		234,2	2:12.392	
8	49.503		40.307		41.691		232,6	2:11.501		16	49.747		40.408		43.864		232,6	2:14.019	

51										Porsche Cayman 981									
lap	Sect-1	Speed	Sect-2	Speed	Sect-3	Speed	TopSpeed	laptime	pit	lap	Sect-1	Speed	Sect-2	Speed	Sect-3	Speed	Topspeed	laptime	pit
1	Pit Out		59.478		54.691			3:29.212		14	Pit Out		46.285		45.850			20:12.037	
2	1:01.438		49.975		51.108		209,7	2:42.521		15	57.695		45.132		49.919		220,9	2:32.746	
3	1:01.518		50.008		49.238		212,9	2:40.764		16	52.628		41.869		44.275		221,9	2:18.772	
4	1:00.784		51.815		50.605		218,2	2:43.204		17	52.225		42.374		44.331		221,7	2:18.930	
5	1:00.040		50.093		51.393		215,2	2:41.526		18	<u>52.016</u>		<u>41.602</u>		44.611		221,7	<u>2:18.229</u>	
6	1:08.598		56.981		Pit In		159,6	3:21.049		19	59.059		1:00.657		Pit In		222,1	3:20.449	
7	Pit Out		45.429		50.758			27:11.498		20	Pit Out		54.933		53.955			34:43.367	
8	1:02.192		44.302		46.434		155,5	2:32.928		21	57.934		44.855		44.887		220,8	2:27.676	
9	54.231		43.196		47.439		218,7	2:24.866		22	52.425		42.692		<u>43.942</u>		222,2	2:19.059	
10	53.747		43.498		46.103		218,5	2:23.348		23	52.313		43.236		44.253		<u>223,6</u>	2:19.802	
11	53.435		43.345		45.020		217,3	2:21.800		24	52.315		53.518		54.709		<u>222,4</u>	2:40.542	
12	52.873		42.605		45.272		217,6	2:20.750		25	1:11.784		55.828		55.504		166,2	3:03.116	
13	1:06.519		1:07.417		Pit In		217,7	3:34.398		26									

55										Porsche GT4 982									
lap	Sect-1	Speed	Sect-2	Speed	Sect-3	Speed	TopSpeed	laptime	pit	lap	Sect-1	Speed	Sect-2	Speed	Sect-3	Speed	Topspeed	laptime	pit
1	Pit Out		44.976		47.038			2:40.325		14	49.574		<u>39.754</u>		41.169		234,9	2:10.497 D	
2	54.407		42.960		44.603		232,9	2:21.970		15	49.376		39.966		41.283		234,7	2:10.625 D	
3	52.493		41.135		42.997		233,5	2:16.625		16	55.675		45.972		43.080		235,3	2:24.727	
4	51.931		40.743		42.646		233,5	2:15.320 D		17	49.645		40.051		41.082		235,7	2:10.778	
5	57.759		48.154		Pit In		234,2	2:48.544		18	49.842		39.855		41.363		235,5	2:11.060 D	
6	Pit Out		40.533		41.981			6:07.475		19	56.621		45.013		Pit In		235,5	2:42.081	
7	50.272		40.016		41.435		235,3	2:11.723 D		20	Pit Out		41.560		42.066			38:08.514	
8	49.683		40.051		41.647		235,3	2:11.381 D		21	49.728		40.051		<u>41.070</u>		234,2	2:10.849	
9	50.097		39.921		41.533		234,4	2:11.551		22	49.489		45.609		46.772		235,3	2:21.870	
10	54.423		44.844		Pit In		<u>235,9</u>	2:40.839		23	50.123		49.334		48.034		235,5	2:27.491	
11	Pit Out		41.662		43.563			20:02.044		24	<u>49.110</u>		39.877		41.096		235,3	<u>2:10.083</u>	
12	49.718		39.954		41.211		232,7	2:10.883		25	53.474		57.294		43.146		235,5	2:33.914	
13	49.259		43.606		45.524		234,9	2:18.389 D		26									

57										BMW M2 CS									
lap	Sect-1	Speed	Sect-2	Speed	Sect-3	Speed	TopSpeed	laptime	pit	lap	Sect-1	Speed	Sect-2	Speed	Sect-3	Speed	Topspeed	laptime	pit
1	Pit Out		50.428		Pit In			3:37.236		4	<u>49.454</u>		<u>40.102</u>		<u>41.414</u>		239,6	<u>2:10.970</u>	
2	Pit Out		44.131		45.056			20:22.428		5	58.252		57.645		1:03.026		<u>240,0</u>	2:58.923	
3	49.840		40.993		41.778		239,6	2:12.611		6	1:06.040		1:01.018		Pit In		101,6	3:25.769	

61										MB GT4									
lap	Sect-1	Speed	Sect-2	Speed	Sect-3	Speed	TopSpeed	laptime	pit	lap	Sect-1	Speed	Sect-2	Speed	Sect-3	Speed	Topspeed	laptime	pit
1	Pit Out		54.100		53.661			3:11.496		8	47.788		39.150		Pit In		245,1	2:34.469	
2	58.984		47.968		44.202		182,9	2:31.154		9	Pit Out		38.501		40.364			5:30.129	
3	48.670		39.277		41.035		242,3	2:08.982		10	<u>46.461</u>		38.245		39.781		245,1	2:04.487	
4	48.311		38.532		40.827		243,9	2:07.670		11	51.841		40.690		41.349		245,7	2:13.880	
5	52.302		51.407		Pit In		244,7	2:56.273		12	48.584		47.047		42.711		245,9	2:18.342	
6	Pit Out		38.956		41.200			4:13.111		13	46.697		<u>37.994</u>		<u>39.388</u>		<u>246,3</u>	<u>2:04.079</u>	
7	48.472		38.679		41.042		242,5	2:08.193		14	57.303		56.132		Pit In		245,3	3:04.700	



MAX Power Cars 2022
Igora Drive

Qual run

3 September 2022

Laps and Sector Times - Open Pit-Lane - 2

- 5183 mtr.



63									BMW M4CS										
lap	Sect-1	Speed	Sect-2	Speed	Sect-3	Speed	TopSpeed	lapttime	pit	lap	Sect-1	Speed	Sect-2	Speed	Sect-3	Speed	Topspeed	lapttime	pit
1	Pit Out		54.217		50.194			3: 12.387		15	50.902		40.872		42.939		236,6	2: 14.713	
2	1:00.774		48.350		47.075		238,5	2: 36.199		16	50.130		42.817		Pit In		234,7	2: 35.385	
3	1:00.804		47.829		46.014		237,2	2: 34.647		17	Pit Out		40.831		42.435			11:30.154	
4	58.546		48.617		45.917		237,3	2: 33.080		18	51.507		40.724		41.999		236,4	2: 14.230	
5	58.067		46.448		44.653		237,0	2: 29.168		19	50.667		42.069		42.463		235,3	2: 15.199	
6	56.995		46.822		43.975		236,6	2: 27.792		20	51.791		42.183		42.190		234,2	2: 16.164	
7	56.429		45.272		43.092		236,8	2: 24.793		21	1:05.726		1:03.834		Pit In		234,7	3: 23.911	
8	56.552		45.700		42.702		236,8	2: 24.954		22	Pit Out		41.721		42.011			41:36.286	
9	1:04.091		56.672		Pit In		238,3	3: 11.331		23	<u>49.265</u>		40.518		41.921		239,2	<u>2:11.704</u>	
10	Pit Out		43.149		42.070			49:36.098		24	49.295		42.020		42.113		236,4	2: 13.428	
11	54.039		44.455		43.160		237,7	2: 21.654		25	50.145		41.385		43.164		237,3	2: 14.694	
12	52.317		42.458		43.418		236,4	2: 18.193		26	50.912		41.753		<u>41.629</u>		237,7	2: 14.294	
13	1:02.722		1:02.591		Pit In		235,3	3: 20.498		27	1:06.326		59.438		48.854		236,2	2: 54.618	
14	Pit Out		41.539		43.750			6: 23.087		28	49.869		<u>40.315</u>		41.746		<u>240,8</u>	2: 11.930	

65									Porsche Carrera GTS 991.2										
lap	Sect-1	Speed	Sect-2	Speed	Sect-3	Speed	TopSpeed	lapttime	pit	lap	Sect-1	Speed	Sect-2	Speed	Sect-3	Speed	Topspeed	lapttime	pit
1	Pit Out		48.291		44.711			2: 48.083		16	54.820		42.069		51.466		164,2	2: 28.355	D
2	57.946		49.876		Pit In		241,2	2: 53.776		17	57.531		58.778		49.578		181,7	2: 45.887	
3	Pit Out		42.891		44.784			20: 32.889		18	51.852		40.330		42.103		197,8	2: 14.285	
4	52.783		42.303		43.323		239,6	2: 18.409		19	49.444		40.744		48.522		238,3	2: 18.710	
5	51.543		41.030		44.235		239,0	2: 16.808		20	58.242		47.416		55.088		174,1	2: 40.746	D
6	51.384		40.720		41.836		237,9	2: 13.940		21	1:02.597		56.575		48.117		141,2	2: 47.289	
7	58.373		43.439		Pit In		238,7	2: 44.888		22	49.575		44.863		56.667		239,8	2: 31.105	D
8	Pit Out		41.286		42.066			5:05.520		23	17:27.681		41.066		42.312		154,4	18:51.059	
9	49.907		40.459		41.379		237,9	2: 11.745		24	50.030		42.313		52.328		217,4	2: 24.671	
10	1:03.326		50.610		Pit In		237,5	2: 55.347		25	<u>48.601</u>		40.222		41.049		240,0	2: 09.872	
11	Pit Out		43.869		41.872			25: 25.214		26	58.071		51.940		51.434		239,8	2: 41.445	D
12	48.642		40.146		<u>40.820</u>		241,0	2: 09.608		27	1:04.509		48.046		47.189		162,1	2: 39.744	
13	1:00.757		48.083		Pit In		240,0	2: 49.188		28	48.774		<u>39.651</u>		41.138		<u>241,4</u>	<u>2:09.563</u>	
14	Pit Out		40.501		42.470			10: 37.668		29	1:02.206		49.221		Pit In		241,0	2: 54.645	
15	49.576		40.400		47.423		237,7	2: 17.399		30									

71									BMW M2C										
lap	Sect-1	Speed	Sect-2	Speed	Sect-3	Speed	TopSpeed	lapttime	pit	lap	Sect-1	Speed	Sect-2	Speed	Sect-3	Speed	Topspeed	lapttime	pit
1	Pit Out		48.894		Pit In			3: 13.089		7	<u>48.562</u>		39.576		40.941		<u>246,7</u>	2: 09.079	
2	Pit Out		38.994		41.216			33: 46.486		8	52.588		42.512		Pit In		245,5	2: 36.941	
3	48.929		39.300		<u>40.115</u>		241,5	<u>2:08.344</u>		9	Pit Out		41.737		43.918			38: 43.932	
4	53.173		44.633		Pit In		245,5	2: 41.216		10	49.118		39.486		40.527		246,3	2: 09.131	
5	Pit Out		<u>38.950</u>		40.955			14: 52.484		11	56.153		46.317		Pit In		<u>246,7</u>	2: 46.014	
6	49.216		41.983		44.959		244,7	2: 16.158		12									

73									Porsche Carrera S 992										
lap	Sect-1	Speed	Sect-2	Speed	Sect-3	Speed	TopSpeed	lapttime	pit	lap	Sect-1	Speed	Sect-2	Speed	Sect-3	Speed	Topspeed	lapttime	pit
1	Pit Out		49.333		45.887			2: 51.387		10	54.151		41.668		43.120		142,8	2: 18.939	
2	58.756		48.740		46.249		234,9	2: 33.745		11	51.514		41.712		42.687		242,1	<u>2:15.913</u>	
3	57.611		46.407		46.334		230,8	2: 30.352		12	1:01.638		56.349		Pit In		241,9	3: 04.334	
4	57.685		47.375		59.881		239,2	2: 44.941		13	Pit Out		43.258		45.482			1: 04: 19.351	
5	1:07.685		1:01.282		Pit In		135,5	3: 28.068		14	54.993		42.169		Pit In		242,1	2: 33.709	
6	Pit Out		47.050		43.997			26: 02.169		15	Pit Out		<u>41.614</u>		<u>42.304</u>			4: 18.172	
7	53.139		42.951		43.716		242,1	2: 19.806		16	<u>50.765</u>		42.259		47.276		242,9	2: 20.300	
8	51.927		41.986		42.732		<u>243,5</u>	2: 16.645		17	1:06.289		1:01.657		Pit In		141,0	3: 18.449	
9	1:01.982		52.791		54.170		242,9	2: 48.943		18									

77									Porsche GT4 982										
lap	Sect-1	Speed	Sect-2	Speed	Sect-3	Speed	TopSpeed	lapttime	pit	lap	Sect-1	Speed	Sect-2	Speed	Sect-3	Speed	Topspeed	lapttime	pit
1	Pit Out		49.518		44.921			2: 52.902		18	Pit Out		40.458		41.517			17: 24.817	
2	57.200		45.369		42.313		214,0	2: 24.882		19	49.129		39.791		43.243		234,4	2: 12.163	
3	55.723		44.186		42.654		234,7	2: 22.563		20	49.325		<u>39.679</u>		41.171		234,0	2: 10.175	
4	55.258		42.826		41.768		234,6	2: 19.852		21	<u>49.059</u>		39.714		41.178		234,2	<u>2:09.951</u>	
5	54.316		44.634		44.105		232,0	2: 23.055		22	49.787		39.937		41.238		234,4	2: 10.962	
6	55.171		43.869		45.967		204,7	2: 25.007		23	49.794		40.057		42.011		232,2	2: 11.862	
7	54.929		45.324		46.960		228,7	2: 27.213		24	50.558		40.444		42.063		232,7	2: 13.065	
8	58.922		46.068		46.610		203,4	2: 31.600		25	50.782		40.350		42.997		231,3	2: 14.129	



MAX Power Cars 2022

Igora Drive

Qual run

3 September 2022

Laps and Sector Times - Open Pit-Lane - 2

- 5183 mtr.

9	57.073	45.751	46.153	220,8	2:28.977	26	54.135	49.416	Pit In	231,5	2:50.430
10	55.809	43.711	45.695	231,3	2:25.215	27	Pit Out	40.278	41.432	41.432	33:35.308
11	54.493	42.655	44.869	233,8	2:22.017	28	14:59.838	40.479	44.723	236,0	16:25.040
12	53.213	42.316	44.737	234,4	2:20.266	29	49.084	39.822	<u>41.109</u>	<u>237,3</u>	2:10.015
13	52.692	41.953	43.353	235,1	2:17.998	30	49.302	40.103	42.057	236,4	2:11.462
14	51.640	41.528	42.952	234,6	2:16.120	31	49.247	40.367	41.197	236,8	2:10.811
15	51.129	40.586	41.937	234,9	2:13.652	32	50.108	45.427	46.110	236,4	2:21.645
16	50.710	40.066	41.889	235,3	2:12.665	33	49.092	40.261	41.336	237,0	2:10.689
17	56.666	47.226	Pit In	234,9	2:47.692	34	1:07.144	50.527	Pit In	202,7	3:03.733

78	Porsche Boxster 718																		
lap	Sect-1	Speed	Sect-2	Speed	Sect-3	Speed	TopSpeed	laptime	pit	lap	Sect-1	Speed	Sect-2	Speed	Sect-3	Speed	Topspeed	laptime	pit
1	Pit Out		57.718		55.038			3:25.880		6	Pit Out		45.786		46.303			39:55.060	
2	1:04.729		51.559		51.579		182,0	2:47.867		7	53.191		43.508		<u>45.569</u>		212,9	2:22.268	
3	1:01.469		49.369		51.050		209,1	2:41.888		8	<u>52.726</u>		<u>43.255</u>		45.629		<u>214,2</u>	<u>2:21.610</u>	
4	1:00.317		48.594		50.053		210,7	2:38.964		9	1:24.061		1:17.723		Pit In		200,6	4:05.605	
5	1:07.284		1:06.679		Pit In		209,5	3:37.810		10									



83	Porsche GT4 CS 981																		
lap	Sect-1	Speed	Sect-2	Speed	Sect-3	Speed	TopSpeed	laptime	pit	lap	Sect-1	Speed	Sect-2	Speed	Sect-3	Speed	Topspeed	laptime	pit
1	Pit Out		42.912		41.544			2:26.379		9	48.365		39.878		40.295		234,9	2:08.538	
2	49.859		40.112		40.020		<u>237,3</u>	2:09.991		10	48.684		39.340		40.859		236,2	2:08.883	
3	48.764		39.049		40.011		235,5	2:07.824		11	47.746		39.536		40.294		234,2	2:07.576	
4	48.401		39.429		40.331		234,2	2:08.161		12	48.361		<u>38.825</u>		39.933		234,4	2:07.119	
5	47.848		38.887		40.289		233,8	<u>2:07.024</u>		13	48.647		39.363		40.397		235,5	2:08.407	
6	48.234		39.444		40.266		235,3	2:07.944		14	<u>47.528</u>		39.364		40.510		235,1	2:07.402	
7	48.303		39.248		Pit In		233,5	2:22.159		15	49.383		39.444		Pit In		234,9	2:18.347	
8	Pit Out		39.426		<u>39.896</u>			32:52.513		16									

88	Porsche GT4 CS 982																		
lap	Sect-1	Speed	Sect-2	Speed	Sect-3	Speed	TopSpeed	laptime	pit	lap	Sect-1	Speed	Sect-2	Speed	Sect-3	Speed	Topspeed	laptime	pit
1	Pit Out		44.152		43.288			2:41.174		9	47.225		39.850		42.970		237,5	2:10.045	
2	49.359		52.222		43.233		235,7	2:24.814		10	47.258		39.213		40.221		237,7	2:06.692	
3	47.546		39.053		40.838		234,6	2:07.437		11	<u>46.952</u>		44.864		Pit In		237,5	2:33.892	
4	48.850		40.405		41.051		237,3	2:10.306		12	Pit Out		56.062		54.729			45:45.360	
5	47.690		42.787		41.997		235,5	2:12.474		13	56.405		42.168		43.401		151,0	2:21.974	
6	47.518		39.074		40.868		235,9	2:07.460		14	50.702		43.970		Pit In		229,4	2:34.502	
7	47.289		39.690		40.361		235,5	2:07.340		15	Pit Out		40.120		41.631			3:41.752	
8	47.338		<u>38.973</u>		<u>40.089</u>		<u>238,1</u>	<u>2:06.400</u>		16	47.737		39.275		40.142		236,2	2:07.154	

91	Porsche GT3 991.1																		
lap	Sect-1	Speed	Sect-2	Speed	Sect-3	Speed	TopSpeed	laptime	pit	lap	Sect-1	Speed	Sect-2	Speed	Sect-3	Speed	Topspeed	laptime	pit
1	Pit Out		39.260		41.035			2:20.231		6	1:01.283		50.246		Pit In		240,2	2:50.118	
2	48.618		38.780		39.945		244,9	2:07.343		7	Pit Out		39.735		45.927			53:37.155	
3	56.178		48.102		42.041		241,5	2:26.321		8	<u>47.606</u>		<u>38.714</u>		39.967		244,9	<u>2:06.287</u>	
4	48.111		39.001		40.051		246,1	2:07.163		9	52.860		42.266		41.915		<u>246,3</u>	2:17.041	
5	48.088		38.857		<u>39.843</u>		245,1	2:06.788	D	10	47.800		39.076		39.932		245,9	2:06.808	

92	Porsche Carrera S 992																		
lap	Sect-1	Speed	Sect-2	Speed	Sect-3	Speed	TopSpeed	laptime	pit	lap	Sect-1	Speed	Sect-2	Speed	Sect-3	Speed	Topspeed	laptime	pit
1	Pit Out		48.739		45.981			3:03.971		10	49.189		<u>39.937</u>		<u>41.060</u>		239,0	<u>2:10.186</u>	
2	55.651		44.289		43.364		176,9	2:23.304		11	1:06.661		57.720		Pit In		238,7	3:05.717	
3	55.062		45.112		45.361		177,8	2:25.535		12	Pit Out		45.454		42.218			5:44.411	
4	54.728		45.258		43.385		155,1	2:23.371		13	<u>48.751</u>		40.553		42.061		240,0	2:11.365	
5	55.189		42.919		42.294		166,2	2:20.402		14	49.928		40.828		46.470		<u>240,6</u>	2:17.226	
6	51.380		42.967		49.951		<u>240,6</u>	2:24.298		15	1:05.602		1:00.923		Pit In		137,8	3:20.747	
7	54.907		44.313		Pit In		139,0	2:40.252		16	Pit Out		41.176		41.944			24:05.552	
8			46.215		51.476			29:58.257		17	50.227		42.088		45.309		183,3	2:17.624	D
9	55.617		45.508		41.876		153,0	2:23.001		18	52.383		41.595		Pit In		147,6	2:36.283	

101	Porsche Cayman S 718																		
lap	Sect-1	Speed	Sect-2	Speed	Sect-3	Speed	TopSpeed	laptime	pit	lap	Sect-1	Speed	Sect-2	Speed	Sect-3	Speed	Topspeed	laptime	pit
1	Pit Out		49.265		47.578			2:57.647		12	1:04.020		55.847		Pit In		222,1	3:11.075	
2	57.131		46.147		47.962		224,1	2:31.240		13	Pit Out		43.481		46.558			44:51.576	
3	1:09.512		47.628		Pit In		70,2	3:09.482		14	58.305		1:03.821		55.607		225,7	2:57.733	
4	Pit Out		44.765		46.045			12:41.295		15	52.378		42.415		44.382		225,9	2:19.175	
5	56.028		45.354		46.777		222,6	2:28.159		16	18:39.223		50.576		47.338		223,2	20:17.137	



MAX Power Cars 2022 Igora Drive

Qual run

3 September 2022

Laps and Sector Times - Open Pit-Lane - 2

- 5183 mtr.

6	1:07.309	1:00.154	Pit In	222,1	3:32.823	17	52.277	42.305	43.846	226,1	2:18.428
7	Pit Out	46.161	51.666		24:37.571 D	18	52.379	42.574	43.837	224,9	2:18.790
8	57.543	43.431	44.203	149,9	2:25.177	19	1:14.130	1:03.208	1:04.458	220,1	3:21.796
9	1:09.546	1:00.661	50.008	219,6	3:00.215	20	1:03.140	59.591	46.647	128,7	2:49.378
10	52.830	43.149	44.455	224,1	2:20.434 D	21	<u>51.946</u>	<u>42.248</u>	<u>43.531</u>	<u>226,3</u>	<u>2:17.725</u>
11	52.755	44.303	44.714	221,7	2:21.772	22					



104											Porsche Boxster S 718										
lap	Sect-1	Speed	Sect-2	Speed	Sect-3	Speed	TopSpeed	laptime	pit	lap	Sect-1	Speed	Sect-2	Speed	Sect-3	Speed	Topspeed	laptime	pit		
1	Pit Out		49.858		47.745			2:43.494		20	Pit Out		51.488		43.796			12:03.148			
2	56.591		44.827		43.555		221,9	2:24.973		21	49.423		40.535		42.106		224,6	2:12.064			
3	55.184		43.231		42.632		221,9	2:21.047 D		22	49.608		55.733		47.375		222,7	2:32.716			
4	54.301		43.216		42.141		222,7	2:19.658		23	50.438		56.635		46.325		224,1	2:33.398			
5	1:02.221		51.769		Pit In		222,1	2:59.859		24	49.348		40.666		41.947		224,2	2:11.961 D			
6	Pit Out		45.509		44.594			40:50.298		25	49.847		1:00.828		58.100		223,1	2:48.775			
7	51.145		40.645		42.268		223,7	2:14.058		26	1:08.177		54.248		44.471		144,5	2:46.896			
8	50.852		40.676		42.500		222,6	2:14.028		27	49.533		40.899		47.578		224,9	2:18.010 D			
9	50.306		40.876		42.451		222,9	2:13.633 D		28	1:01.255		45.523		43.236		135,9	2:30.014			
10	1:03.341		51.097		Pit In		224,6	2:55.574		29	49.686		40.728		42.187		225,1	2:12.601 D			
11	Pit Out		46.962		44.824			6:19.111		30	49.810		41.108		41.867		223,4	2:12.785			
12	49.883		41.020		42.066		224,2	2:12.969		31	1:04.871		58.460		Pit In		223,4	3:10.334			
13	49.824		40.903		42.286		222,6	2:13.013 D		32	Pit Out		47.370		44.546			18:21.461			
14	50.311		41.156		44.138		222,9	2:15.605		33	49.618		40.496		41.848		225,1	2:11.962			
15	1:07.804		56.894		58.752		145,3	3:03.450 D		34	49.664		40.716		<u>41.799</u>		222,1	2:12.179			
16	1:04.556		49.313		42.759		157,1	2:36.622		35	1:06.712		51.197		52.418		223,4	2:50.327			
17	49.917		41.062		42.432		223,9	2:13.411		36	<u>49.139</u>		40.691		42.277		<u>226,3</u>	2:12.107 D			
18	49.952		41.578		42.387		221,9	2:13.917		37	1:03.045		49.033		50.063		223,7	2:42.141			
19	49.537		41.024		Pit In		223,6	2:29.706		38	49.386		<u>40.429</u>		41.884		224,7	<u>2:11.699</u>			

106											Porsche GT4 CS 982										
lap	Sect-1	Speed	Sect-2	Speed	Sect-3	Speed	TopSpeed	laptime	pit	lap	Sect-1	Speed	Sect-2	Speed	Sect-3	Speed	Topspeed	laptime	pit		
1	Pit Out		44.894		41.036			2:29.999		5	46.465		37.453		38.946		240,6	2:02.864			
2	48.338		38.714		40.228		237,3	2:07.280		6	46.049		37.436		39.287		241,0	2:02.772			
3	46.639		38.279		39.542		237,5	2:04.460		7	<u>45.875</u>		<u>37.235</u>		<u>38.872</u>		240,4	<u>2:01.982</u>			
4	46.573		37.426		39.881		240,0	2:03.880		8	49.213		40.237		Pit In		<u>241,5</u>	2:22.646			

108											Lada Granta										
lap	Sect-1	Speed	Sect-2	Speed	Sect-3	Speed	TopSpeed	laptime	pit	lap	Sect-1	Speed	Sect-2	Speed	Sect-3	Speed	Topspeed	laptime	pit		
1	Pit Out		48.621		48.209			2:49.030		4	58.739		46.673		47.436		178,0	2:32.848			
2	59.417		47.166		47.766		173,8	2:34.349		5	<u>57.601</u>		46.636		48.125		<u>178,4</u>	2:32.362			
3	58.324		46.710		<u>47.301</u>		176,5	<u>2:32.335</u>		6	<u>57.727</u>		<u>46.418</u>		Pit In		<u>178,4</u>	2:47.769			

121											Porsche GT3 992										
lap	Sect-1	Speed	Sect-2	Speed	Sect-3	Speed	TopSpeed	laptime	pit	lap	Sect-1	Speed	Sect-2	Speed	Sect-3	Speed	Topspeed	laptime	pit		
1	Pit Out		40.976		41.511			2:27.104		8	47.780		38.518		39.649		247,7	2:05.947			
2	48.290		38.562		40.250		244,7	2:07.102		9	<u>47.348</u>		38.353		39.546		247,3	<u>2:05.247</u>			
3	47.671		38.537		40.148		244,5	2:06.356		10	52.037		44.944		41.133		247,3	2:18.114			
4	47.770		38.542		39.817		246,3	2:06.129		11	47.796		<u>38.201</u>		39.420		247,5	2:05.417			
5	56.616		48.401		Pit In		245,5	2:45.874		12	47.414		38.462		<u>39.381</u>		247,7	2:05.257			
6	Pit Out		39.261		41.208			25:07.627		13	56.361		47.691		Pit In		<u>248,7</u>	2:52.580			
7	47.476		38.469		39.536		246,1	2:05.481		14											

126											Lamborghini Gallardo GT3										
lap	Sect-1	Speed	Sect-2	Speed	Sect-3	Speed	TopSpeed	laptime	pit	lap	Sect-1	Speed	Sect-2	Speed	Sect-3	Speed	Topspeed	laptime	pit		
1	Pit Out		44.449		44.323			2:36.418		11	45.908		37.357		38.233		<u>240,0</u>	2:01.498			
2	50.804		40.448		40.936		235,5	2:12.188		12	46.034		37.266		Pit In		239,0	2:10.460			
3	49.139		38.924		Pit In		237,0	2:15.570		13	Pit Out		38.375		38.882			8:11.137			
4	Pit Out		40.385		39.266			6:22.503		14	45.508		36.732		38.529		237,0	2:00.769			
5	47.031		38.282		38.277		238,5	2:03.590		15	45.000		37.129		37.839		238,5	1:59.968			
6	46.317		36.978		38.091		239,6	2:01.386		16	<u>44.690</u>		37.045		Pit In		239,6	2:07.847			
7	45.159		<u>36.460</u>		37.988		239,6	<u>1:59.607</u>		17	Pit Out		38.018		39.175			7:16.348			
8	45.225		37.205		Pit In		239,2	2:13.350		18	44.859		36.554		38.599		238,3	2:00.012			
9	Pit Out		38.808		38.135			6:32.544		19	47.062		46.879		Pit In		239,0	2:31.321			
10	46.558		37.182		<u>37.782</u>		238,3	2:01.522		20	Pit Out		37.623		38.406			19:30.094			



MAX Power Cars 2022 Igora Drive

Qual run

3 September 2022

Laps and Sector Times - Open Pit-Lane - 2

- 5183 mtr.

160									Porsche Turbo S 991.2										
lap	Sect-1	Speed	Sect-2	Speed	Sect-3	Speed	TopSpeed	laptime	pit	lap	Sect-1	Speed	Sect-2	Speed	Sect-3	Speed	Topspeed	laptime	pit
1	Pit Out		42.175		42.007			2:35.254		10	50.987		41.096		41.821		257,7	2:13.904	
2	50.791		40.703		43.085		256,4	2:14.579		11	1:05.561		55.293		46.670		257,9	2:47.524	
3	51.587		40.957		43.119		247,1	2:15.663		12	50.644		40.862		41.498		257,5	2:13.004	
4	50.833		41.045		<u>41.054</u>		253,6	2:12.932		13	51.168		40.495		41.770		257,3	2:13.433	
5	1:07.993		1:00.835		48.225		254,4	2:57.053		14	25:40.458		44.781		44.180		257,1	27:09.419	
6	51.441		40.972		41.429		255,1	2:13.842		15	<u>50.229</u>		<u>40.472</u>		41.156		257,1	<u>2:11.857</u>	
7	50.977		40.611		41.470		255,1	2:13.058		16	50.299		41.037		42.013		<u>258,4</u>	2:13.349	
8	1:03.089		58.432		Pit In		255,3	3:12.139		17	1:05.266		56.910		45.171		257,7	2:47.347	
9	Pit Out		41.112		42.166			16:47.840		18									

169									Porsche GT4 982										
lap	Sect-1	Speed	Sect-2	Speed	Sect-3	Speed	TopSpeed	laptime	pit	lap	Sect-1	Speed	Sect-2	Speed	Sect-3	Speed	Topspeed	laptime	pit
1	Pit Out		42.426		44.794			2:36.069		10	50.255		58.010		Pit In		233,3	2:52.455	
2	49.756		40.269		42.077		232,6	2:12.102		11	Pit Out		42.948		44.019			44:55.264	
3	49.775		40.435		42.046		233,5	2:12.256		12	48.598		40.132		41.385		234,6	2:10.115	
4	49.807		41.564		41.578		232,0	2:12.949		13	49.411		<u>39.909</u>		41.243		235,9	2:10.563	
5	54.210		42.787		Pit In		233,5	2:36.162		14	48.909		39.976		41.293		<u>237,5</u>	2:10.178	
6	Pit Out		42.323		43.651			5:08.781		15	1:05.586		1:03.895		45.838		236,4	2:55.319	
7	49.181		41.269		41.856		233,6	2:12.306		16	48.525		40.914		43.244		236,0	2:12.683	
8	49.851		40.661		41.329		234,2	2:11.841		17	<u>48.257</u>		40.684		<u>41.125</u>		236,2	<u>2:10.066</u>	
9	50.380		40.646		41.820		233,8	2:12.846		18	49.221		40.193		41.165		237,2	2:10.579	