



MAX Power Cars 2022

Igora Drive

Qual run

3 September 2022

Laps and Sector Times - Open Pit-Lane - 1

- 5183 mtr.

7										BMW M2C									
lap	Sect-1	Speed	Sect-2	Speed	Sect-3	Speed	TopSpeed	laptime	pit	lap	Sect-1	Speed	Sect-2	Speed	Sect-3	Speed	Topspeed	laptime	pit
1	Pit Out		51.709		46.425			2:53.229		9	Pit Out		42.088		43.904			l: 31: 37.193	
2	51.888		41.633		42.963		224,7	2: 16.484		10	1:08.239		52.353		48.811		243,9	2: 49.403	
3	50.293		41.466		42.259		242,7	2: 14.018		11	49.856		40.792		42.995		243,7	2: 13.643	
4	1:02.513		1:01.290		Pit In		234,4	3: 25.210		12	57.351		45.740		Pit In		241,5	2: 45.928	
5	Pit Out		44.032		43.270			8: 19.515		13	Pit Out		45.059		58.166			5: 58.330	
6	50.178		41.216		<u>42.014</u>		244,1	2: 13.408		14	50.066		40.734		42.317		<u>245.5</u>	2: 13.117	
7	49.736		<u>40.502</u>		42.341		241,7	<u>2:12.579</u>		15	54.129		46.040		43.920		242,1	2: 24.089	
8	1:08.589		1:01.264		Pit In		242,9	3: 40.487		16	<u>49.635</u>		40.928		42.212		243,7	2: 12.775	

8										Porsche Cayman GTS 718									
lap	Sect-1	Speed	Sect-2	Speed	Sect-3	Speed	TopSpeed	laptime	pit	lap	Sect-1	Speed	Sect-2	Speed	Sect-3	Speed	Topspeed	laptime	pit
1	Pit Out		49.973		Pit In			3: 27.939		11	52.234		<u>41.543</u>		<u>43.271</u>		227,6	<u>2:17.048</u>	
2	47.542		45.891		45.891			9: 12.681 D		12	52.077		41.914		43.669		228,1	2: 17.660	
3	55.304		44.975		45.173		226,8	2: 25.452		13	59.522		59.769		Pit In		228,0	3: 07.993	
4	53.986		42.666		43.910		226,8	2: 20.562		14	Pit Out		43.981		45.129			27: 58.630	
5	53.795		42.204		43.572		227,1	2: 19.571		15	52.871		42.062		43.719		225,1	2: 18.652	
6	52.190		41.979		55.012		226,8	2: 29.181		16	52.326		42.353		43.528		225,2	2: 18.207	
7	1:06.736		1:00.236		Pit In		129,5	3: 18.400		17	52.754		42.434		43.756		225,7	2: 18.944	
8	Pit Out		44.786		44.735			23: 35.503		18	52.216		42.049		43.667		225,6	2: 17.932	
9	52.756		41.844		43.644		<u>228.3</u>	2: 18.244		19	<u>51.430</u>		41.939		Pit In		224,4	2: 34.649	
10	1:00.534		42.557		44.167		<u>228.3</u>	2: 27.258		20									

9										Porsche GT4 982									
lap	Sect-1	Speed	Sect-2	Speed	Sect-3	Speed	TopSpeed	laptime	pit	lap	Sect-1	Speed	Sect-2	Speed	Sect-3	Speed	Topspeed	laptime	pit
1	Pit Out		54.725		59.645			3: 18.463		18	49.497		40.418		41.476		236,6	2: 11.391	
2	1:05.702		46.703		47.214		196,7	2: 39.619		19	49.400		39.849		42.955		236,0	2: 12.204	
3	50.791		40.971		42.713		235,9	2: 14.475		20	49.828		40.174		41.665		236,2	2: 11.667	
4	50.535		41.003		42.406		235,5	2: 13.944 D		21	49.049		40.163		41.461		235,9	<u>2:10.673</u>	
5	50.157		40.541		41.763		235,7	2: 12.461 D		22	49.301		<u>39.700</u>		41.210		235,9	2: 10.211 D	
6	54.611		45.968		48.328		235,5	2: 28.907		23	58.291		50.707		Pit In		236,6	2: 53.355	
7	49.962		40.149		41.460		<u>237.3</u>	2: 11.571		24	Pit Out		42.348		42.022			l: 06: 14.635 D	
8	50.149		40.431		Pit In		236,6	2: 28.005		25	50.321		40.860		41.176		235,7	2: 12.357	
9	Pit Out		41.208		42.955			32: 04.317		26	49.429		40.070		41.433		236,4	2: 10.932	
10	50.586		40.573		41.630		235,1	2: 12.789		27	49.477		41.198		41.830		235,1	2: 12.505 D	
11	49.564		40.147		<u>40.989</u>		234,9	2: 10.700 D		28	49.382		41.942		41.907		234,2	2: 13.231	
12	49.588		40.321		41.199		234,9	2: 11.108 D		29	<u>48.869</u>		40.321		43.496		235,3	2: 12.686	
13	49.246		39.946		41.610		234,9	2: 10.802		30	50.635		39.846		41.562		163,6	2: 12.043	
14	48.995		40.384		41.050		234,6	2: 10.429 D		31	49.063		43.478		43.097		237,0	2: 15.638 D	
15	50.153		42.015		Pit In		235,1	2: 30.101		32	49.898		41.034		46.279		<u>237.3</u>	2: 17.211	
16	Pit Out		43.060		44.236			11: 29.256		33	49.585		40.343		41.193		237,0	2: 11.121	
17	50.186		41.994		41.476		231,0	2: 13.656		34									

11										BMW M3 E92									
lap	Sect-1	Speed	Sect-2	Speed	Sect-3	Speed	TopSpeed	laptime	pit	lap	Sect-1	Speed	Sect-2	Speed	Sect-3	Speed	Topspeed	laptime	pit
1	Pit Out		47.882		47.797			2: 40.801		13	1:03.137		55.745		56.203		227,1	2: 55.085	
2	50.413		40.266		42.670		226,6	2: 13.349		14	1:05.965		55.897		Pit In		134,2	3: 12.524	
3	50.351		40.275		42.299		227,1	2: 12.925		15	Pit Out		44.069		43.279			l: 10: 17.072	
4	1:01.419		54.944		Pit In		227,6	3: 08.454		16	50.479		40.154		42.624		226,4	2: 13.257	
5	Pit Out		54.122		48.813			40: 13.016		17	50.075		40.467		<u>42.104</u>		227,8	<u>2:12.646</u>	
6	50.439		41.249		42.648		224,1	2: 14.336		18	1:04.311		1:02.755		1:02.221		226,8	3: 09.287	
7	50.034		40.553		42.474		227,5	2: 13.061		19	1:07.132		52.281		43.245		135,7	2: 42.658	
8	1:01.222		57.360		49.246		227,5	2: 47.828		20	<u>49.721</u>		40.632		42.503		227,3	2: 12.856	
9	50.281		40.843		54.413		227,5	2: 25.537		21	58.530		58.350		50.085		227,1	2: 46.965	
10	1:07.643		54.597		46.832		134,1	2: 49.072		22	50.592		40.811		50.696		227,8	2: 22.099	
11	50.254		40.522		42.482		<u>228.0</u>	2: 13.258		23	1:02.431		43.721		Pit In		112,0	2: 53.102	
12	50.013		<u>40.140</u>		42.612		227,8	2: 12.765		24									

18										Porsche GT4 982									
lap	Sect-1	Speed	Sect-2	Speed	Sect-3	Speed	TopSpeed	laptime	pit	lap	Sect-1	Speed	Sect-2	Speed	Sect-3	Speed	Topspeed	laptime	pit
1	Pit Out		44.977		48.978			2: 54.842		19	49.468		47.617		43.941		235,5	2: 21.026	
2	50.270		45.877		46.227		235,5	2: 22.374		20	49.679		40.162		41.666		236,2	2: 11.507 D	
3	49.407		39.540		41.785		236,4	2: 10.732		21	49.145		40.147		41.440		235,1	2: 10.732	
4	49.404		40.550		43.283		235,3	2: 13.237 D		22	49.408		39.824		41.612		235,3	2: 10.844 D	
5	49.484		39.877		41.954		235,1	2: 11.315		23	59.469		50.976		49.142		232,4	2: 39.587	
6	49.348		39.966		41.540		234,7	2: 10.854 D		24	57.028		55.429		54.473		204,1	2: 46.930	



MAX Power Cars 2022

Igora Drive

Qual run

3 September 2022

Laps and Sector Times - Open Pit-Lane - 1

- 5183 mtr.

7	1:00.954	51.089	50.672	235,3	2:42.715	25	49.163	39.904	41.190	237,5	2:10.257
8	49.276	39.888	41.743	236,6	2:10.907 D	26	1:00.256	56.182	53.081	236,8	2:49.519
9	59.919	55.643	Pit In	235,7	3:07.709	27	49.300	<u>39.348</u>	<u>41.184</u>	236,4	<u>2:09.832</u>
10	Pit Out	42.601	44.757		25:40.453	28	1:04.652	52.524	Pit In	233,3	3:12.229
11	50.742	42.110	42.378	235,3	2:15.230 D	29	Pit Out	49.410	48.398		28:35.940
12	49.171	39.623	42.172	236,0	2:10.966	30	<u>49.005</u>	40.207	44.019	235,3	2:13.231
13	49.141	40.294	42.672	234,4	2:12.107	31	50.490	57.986	55.449	236,4	2:43.925
14	59.351	52.262	50.305	235,1	2:41.918	32	49.377	39.925	44.208	236,0	2:13.510
15	49.834	39.677	41.660	236,2	2:11.171	33	49.417	43.017	44.204	236,6	2:16.638
16	49.276	40.193	41.523	235,3	2:10.992 D	34	54.743	1:05.750	44.112	237,3	2:44.605 D
17	54.908	53.800	Pit In	234,9	3:02.465	35	49.894	52.019	54.549	<u>238,1</u>	2:36.462
18	Pit Out	40.596	43.000		41:33.557	36	1:08.168	51.740	Pit In	147,4	3:15.207

20	Porsche GT3 991.1																		
lap	Sect-1	Speed	Sect-2	Speed	Sect-3	Speed	TopSpeed	laptime	pit	lap	Sect-1	Speed	Sect-2	Speed	Sect-3	Speed	Topspeed	laptime	pit
1	Pit Out		43.022		42.280			2:42.488		10	48.717	<u>38.222</u>		39.535		247,5	2:06.474		
2	50.346		40.369		40.822		248,3	2:11.537		11	47.334	38.827		39.194		247,1	2:05.355 D		
3	49.661		40.936		Pit In		249,2	2:26.995		12	<u>47.058</u>		40.416		Pit In		250,0	2:30.956	
4	Pit Out		52.592		47.282			6:21.702		13	Pit Out		41.422		39.735			5:57.634	
5	49.319		40.454		40.760		248,7	2:10.533		14	47.141	38.516		39.362		250,2	2:05.019		
6	49.280		39.739		40.835		249,6	2:09.854		15	47.839	49.387		47.946		249,6	2:25.172		
7	49.170		39.699		40.660		249,0	2:09.529		16	47.195	39.000		39.519		250,4	2:05.714		
8	58.604		1:00.618		Pit In		249,8	3:13.983		17	47.076	38.761		<u>39.166</u>		250,6	<u>2:05.003</u>		
9	Pit Out		49.346		48.640			36:03.283		18	54.224	47.136		Pit In		<u>252,5</u>	2:40.720		

21	Porsche GT4 982																		
lap	Sect-1	Speed	Sect-2	Speed	Sect-3	Speed	TopSpeed	laptime	pit	lap	Sect-1	Speed	Sect-2	Speed	Sect-3	Speed	Topspeed	laptime	pit
1	Pit Out		44.256		46.159			2:42.329		19	Pit Out		42.428		43.558			27:01.441	
2	54.189		43.278		44.164		223,6	2:21.631		20	49.485	41.292		41.952		231,8	2:12.729 D		
3	50.590		40.389		42.922		231,5	2:13.901		21	49.174	39.949		42.425		234,7	2:11.548		
4	49.866		40.375		42.786		232,4	2:13.027 D		22	49.580	39.742		41.827		232,0	2:11.149		
5	49.714		40.188		42.392		<u>235,3</u>	2:12.294		23	49.665	<u>39.553</u>		41.586		232,6	2:10.804		
6	51.114		40.612		43.320		232,0	2:15.046		24	49.665	42.816		43.088		232,6	2:15.569		
7	50.096		40.094		41.992		231,5	2:12.182		25	49.367	39.950		41.954		233,3	2:11.271		
8	49.891		39.754		41.876		232,4	2:11.521		26	49.966	52.927		Pit In		232,9	2:54.972		
9	57.227		56.022		Pit In		232,6	3:00.935		27	Pit Out		42.138		42.831			28:23.851	
10	Pit Out		43.125		44.659			25:00.973		28	49.324	39.853		41.459		232,4	2:10.636		
11	49.799		40.404		42.378		231,3	2:12.581 D		29	<u>18:34.844</u>	43.353		44.114		233,5	20:02.311		
12	49.592		39.591		41.969		232,2	2:11.152		30	49.158	39.641		<u>41.192</u>		232,6	2:09.998 D		
13	49.475		39.834		42.009		231,8	2:11.318		31	49.169	39.608		41.560		234,2	<u>2:10.337</u>		
14	51.700		41.281		43.959		232,0	2:16.940		32	50.078	52.722		45.172		235,1	2:27.972		
15	49.721		41.054		42.927		232,2	2:13.702		33	49.151	39.988		41.680		234,9	2:10.819		
16	49.545		39.662		43.085		232,2	2:12.292		34	49.881	45.022		44.089		233,3	2:18.992		
17	49.195		39.697		41.617		229,7	2:10.509		35	52.037	49.814		43.116		233,5	2:24.967		
18	58.597		51.843		Pit In		231,8	3:00.009		36	52.494	50.812		Pit In		234,7	2:52.947		

26	Porsche Carrera 4S 992																		
lap	Sect-1	Speed	Sect-2	Speed	Sect-3	Speed	TopSpeed	laptime	pit	lap	Sect-1	Speed	Sect-2	Speed	Sect-3	Speed	Topspeed	laptime	pit
1	Pit Out		47.922		47.228			2:48.750		4	58.708		57.148		52.155		<u>240,2</u>	2:48.011	
2	54.503		42.799		45.634		204,1	2:22.936		5	<u>50.739</u>		42.962		Pit In		230,2	2:44.221	
3	51.657		<u>41.095</u>		<u>42.776</u>		219,5	<u>2:15.528</u>		6									

26	Renault Megane RS																		
lap	Sect-1	Speed	Sect-2	Speed	Sect-3	Speed	TopSpeed	laptime	pit	lap	Sect-1	Speed	Sect-2	Speed	Sect-3	Speed	Topspeed	laptime	pit
1	Pit Out		45.122		46.239			21:49.322		6	54.864		45.523		47.835		198,7	2:28.222	
2	53.706		<u>43.772</u>		<u>46.044</u>		199,6	<u>2:23.522</u>		7	1:05.169		59.195		52.075		199,8	2:56.439	
3	53.944		44.322		46.244		198,4	2:24.510		8	56.214		44.934		46.527		<u>201,5</u>	2:27.675	
4	1:03.651		52.182		53.197		199,5	2:49.030		9	1:01.046		55.995		Pit In		200,8	3:09.045	
5	<u>53.411</u>		44.059		47.292		200,6	2:24.762		10									

34	BMW M4 F82																		
lap	Sect-1	Speed	Sect-2	Speed	Sect-3	Speed	TopSpeed	laptime	pit	lap	Sect-1	Speed	Sect-2	Speed	Sect-3	Speed	Topspeed	laptime	pit
1	Pit Out		46.799		46.979			2:43.411		17	55.847		44.287		43.210		240,0	2:23.344	
2	51.991		41.306		43.650		235,9	2:16.947		18	49.522		<u>38.996</u>		41.134		<u>243,5</u>	2:09.652	
3	50.089		40.615		42.931		234,2	2:13.635		19	48.937		39.684		41.354		241,4	2:09.975	
4	54.520		51.408		47.238		235,7	2:33.166		20	59.585		55.619		42.133		239,2	2:37.337	
5	50.129		40.302		42.194		236,0	2:12.625		21	49.324		39.145		40.980		240,8	2:09.449	



MAX Power Cars 2022

Igora Drive

Qual run

3 September 2022

Laps and Sector Times - Open Pit-Lane - 1

- 5183 mtr.

4	46.918	38.739	50.767	203,1	2:16.424	9	Pit Out	45.675	46.170	12:42.024
5	1:00.548	53.051	Pit In	117,7	3:09.337	10	46.624	38.287	42.001	209,4 2:06.912


45										MB A45S AMG									
lap	Sect-1	Speed	Sect-2	Speed	Sect-3	Speed	TopSpeed	laptime	pit	lap	Sect-1	Speed	Sect-2	Speed	Sect-3	Speed	Topspeed	laptime	pit
1	Pit Out		46.355		45.489			2:40.801		11	50.488		51.204		46.381		238,3	2:28.073	D
2	53.136		41.966		43.307		238,7	2:18.409		12	50.078		41.089		42.492		240,8	2:13.659	
3	50.258		40.852		42.829		237,5	2:13.939		13	1:04.917		56.155		Pit In		237,3	3:16.893	
4	1:14.698		1:10.990		Pit In		237,7	3:37.803		14	Pit Out		54.984		46.177			34:37.430	
5	Pit Out		1:05.018		45.900			47:05.435		15	50.325		41.751		42.835		241,4	2:14.911	
6	49.623		41.215		41.976		241,2	2:12.814	D	16	17:22.602		47.516		44.843		240,2	18:54.961	
7	1:03.045		1:03.362		Pit In		238,3	3:27.689		17	51.377		44.514		43.857		241,4	2:19.748	
8	Pit Out		48.905		45.534			26:17.864		18	50.618		44.104		46.586		241,0	2:21.308	
9	52.797		43.301		44.500		240,8	2:20.598		19	49.569		41.042		Pit In		242,3	2:47.598	
10	50.240		41.420		42.112		239,6	2:13.772		20									

46										Porsche GT3 991.2									
lap	Sect-1	Speed	Sect-2	Speed	Sect-3	Speed	TopSpeed	laptime	pit	lap	Sect-1	Speed	Sect-2	Speed	Sect-3	Speed	Topspeed	laptime	pit
1	Pit Out		43.423		45.593			2:44.309		7	51.069		40.404		42.366		245,3	2:13.839	
2	50.923		41.858		43.425		246,3	2:16.206		8	50.119		40.483		41.887		248,7	2:12.489	
3	50.617		42.092		42.857		246,1	2:15.566		9	1:05.547		56.045		Pit In		249,0	3:10.026	
4	50.293		41.330		42.308		246,7	2:13.931		10	Pit Out		43.850		48.554			1:17:46.496	
5	59.914		53.666		54.433		247,9	2:48.013		11								2:11.953	
6	56.177		47.539		47.007		172,7	2:30.723		12								2:11.612	

47										Porsche GT4 982									
lap	Sect-1	Speed	Sect-2	Speed	Sect-3	Speed	TopSpeed	laptime	pit	lap	Sect-1	Speed	Sect-2	Speed	Sect-3	Speed	Topspeed	laptime	pit
1	Pit Out		1:05.035		1:04.179			3:22.838		10	41:28.432		41.508		42.116		159,6	42:52.056	
2	1:03.655		45.385		52.344		132,3	2:41.384		11	49.689		40.873		42.642		235,7	2:13.204	
3	1:04.775		56.658		46.249		136,3	2:47.682		12	51.371		41.077		42.049		234,9	2:14.497	
4	50.061		40.605		42.408		234,0	2:13.074		13	49.928		40.234		41.803		234,7	2:11.965	
5	1:00.996		53.069		46.860		233,5	2:40.925		14	49.700		40.709		42.013		234,0	2:12.422	
6	51.154		40.329		42.166		232,9	2:13.649		15	49.991		41.800		42.367		234,2	2:14.158	
7	55.401		54.177		47.025		233,5	2:36.603		16	50.160		40.887		41.822		234,9	2:12.869	
8	50.900		41.243		43.088		232,4	2:15.231		17	54.439		49.764		52.364		235,3	2:36.567	
9	51.153		55.077		50.938		232,6	2:37.168		18	56.397		46.726		45.075		163,4	2:28.198	

51										Porsche Cayman 981									
lap	Sect-1	Speed	Sect-2	Speed	Sect-3	Speed	TopSpeed	laptime	pit	lap	Sect-1	Speed	Sect-2	Speed	Sect-3	Speed	Topspeed	laptime	pit
1	Pit Out		52.518		50.755			3:09.284		17	52.552		42.980		44.680		221,9	2:20.212	
2	55.950		45.020		45.888		219,3	2:26.858		18	53.236		43.158		44.395		221,4	2:20.789	
3	53.546		43.762		45.233		220,3	2:22.541		19	52.432		42.457		44.550		220,9	2:19.439	
4	55.340		58.613		51.028		220,3	2:44.981		20	52.721		42.498		45.247		220,9	2:20.466	
5	53.386		44.857		Pit In		220,0	2:53.690		21	52.599		42.912		44.907		220,6	2:20.418	
6	Pit Out		48.900		49.672			18:48.200		22	52.436		42.532		44.483		221,3	2:19.451	
7	53.956		42.874		45.317		217,1	2:22.147		23	1:01.055		1:03.517		Pit In		222,2	3:26.082	
8	54.584		1:01.254		55.917		219,2	2:51.755		24	Pit Out		52.479		51.064			44:46.481	
9	54.305		43.500		45.718		217,1	2:23.523		25	53.664		42.998		44.797		220,3	2:21.459	
10	53.781		44.107		44.935		217,4	2:22.823		26	53.153		42.340		45.997		222,1	2:21.490	
11	1:01.407		1:09.423		1:05.448		218,0	3:16.278		27	53.195		42.682		44.761		221,1	2:20.638	
12	53.572		44.112		44.950		216,6	2:22.634		28	54.292		55.506		58.517		222,1	2:48.315	
13	52.861		43.862		45.116		217,9	2:21.839		29	1:10.018		52.766		49.639		111,1	2:52.423	
14	1:07.376		1:01.260		Pit In		218,2	3:25.188		30	1:01.049		50.040		48.172		221,1	2:39.261	
15	Pit Out		55.934		47.869			23:55.009		31	56.327		42.493		45.710		221,1	2:24.530	
16	52.327		43.548		47.980		220,8	2:23.855		32	1:02.642		1:04.774		54.780		222,1	3:02.196	

55										Porsche GT4 982									
lap	Sect-1	Speed	Sect-2	Speed	Sect-3	Speed	TopSpeed	laptime	pit	lap	Sect-1	Speed	Sect-2	Speed	Sect-3	Speed	Topspeed	laptime	pit
1	Pit Out		40.938		42.013			2:30.949		15	49.110		39.523		41.406		236,8	2:10.039	
2	49.471		39.848		40.974		234,9	2:10.293		16	52.756		44.731		43.553		235,7	2:21.040	
3	49.732		40.009		41.376		236,0	2:11.117		17	49.191		39.918		41.153		236,2	2:10.262	
4	53.674		47.286		43.188		235,7	2:24.148		18	49.497		39.686		42.173		236,0	2:11.356	
5	50.142		40.199		41.371		238,9	2:11.712		19	55.405		48.695		Pit In		235,5	2:49.297	
6	49.745		40.280		Pit In		234,9	2:33.270		20	Pit Out		45.977		43.525			22:25.855	
7	Pit Out		40.725		43.389			26:33.048		21	49.436		39.748		58.275		235,9	2:27.459	
8	49.757		39.672		41.565		235,7	2:10.994		22	56.868		43.575		43.619		197,1	2:24.062	
9	52.900		44.023		44.707		235,7	2:21.630	D	23	53.140		46.793		43.166		235,9	2:23.099	



MAX Power Cars 2022

Igora Drive

Qual run

3 September 2022

Laps and Sector Times - Open Pit-Lane - 1

- 5183 mtr.

10	49.735	39.858	41.338	236,6	2:10.931	24	50.288	40.026	41.149	236,0	2:11.463
11	49.818	39.834	41.300	235,3	2:10.952	25	49.823	40.023	41.525	236,6	2:11.371
12	55.108	51.990	Pit In	236,2	2:53.901	26	52.892	45.758	42.647	236,6	2:21.297
13	Pit Out	43.211	43.495		31:05.300	27	49.655	39.639	41.963	237,0	2:11.257 D
14	49.451	39.737	41.366	235,9	2:10.554	28	49.676	39.620	41.403	235,5	2:10.699 D

57 () BMW M2 CS																			
lap	Sect-1	Speed	Sect-2	Speed	Sect-3	Speed	TopSpeed	laptime	pit	lap	Sect-1	Speed	Sect-2	Speed	Sect-3	Speed	Topspeed	laptime	pit
1	Pit Out		55.444		57.668			3:05.422		8	1:02.692		57.676		47.050		<u>238,7</u>	2:47.418	
2	1:04.204		49.641		56.012		136,8	2:49.857		9	49.703		40.542		42.089		238,5	2:12.334	
3	49.737		54.742		49.534		238,5	2:34.013		10	59.890		53.973		58.288		236,8	2:52.151	
4	50.358		41.775		43.305		237,5	2:15.438		11	1:11.146		1:03.611		51.133		111,9	3:05.890	
5	59.926		55.292		Pit In		237,2	3:09.487		12	49.470		<u>40.233</u>		<u>42.071</u>		237,9	2:11.774	
6	Pit Out		46.088		43.663			41:53.684		13	1:00.791		1:07.784		1:02.647		235,9	3:11.222	
7	<u>49.080</u>		41.037		42.512		<u>238,7</u>	2:12.629		14	1:09.789		1:03.322		Pit In		120,4	3:29.474	

61 MB GT4																			
lap	Sect-1	Speed	Sect-2	Speed	Sect-3	Speed	TopSpeed	laptime	pit	lap	Sect-1	Speed	Sect-2	Speed	Sect-3	Speed	Topspeed	laptime	pit
1	Pit Out		48.320		47.995			2:57.469		12	47.215		38.638		40.400		244,7	2:06.253	
2	54.066		41.330		42.626		220,0	2:18.022		13	50.976		41.862		42.679		245,5	2:15.517	
3	48.582		39.102		42.337		243,5	2:10.021		14	<u>46.843</u>		<u>37.885</u>		<u>39.900</u>		244,9	<u>2:04.628</u>	
4	48.079		38.679		41.209		244,3	2:07.967		15	55.215		53.624		Pit In		246,3	3:02.772	
5	47.857		38.872		41.202		244,9	2:07.931		16	Pit Out		45.767		43.852			45:11.293	
6	53.679		44.439		Pit In		244,7	2:48.182		17	47.567		37.952		40.622		244,7	2:06.141	
7	Pit Out		40.240		42.815			4:58.424		18	48.021		39.048		40.414		245,3	2:07.483	
8	47.366		38.897		41.473		244,9	2:07.736		19	47.267		38.927		40.747		246,1	2:06.941	
9	56.934		56.596		Pit In		246,7	3:06.984		20	47.712		39.217		41.586		246,1	2:08.515	
10	Pit Out		51.295		45.149			27:56.599		21	47.905		40.063		40.585		<u>247,3</u>	2:08.553	
11	49.295		39.044		42.145		244,5	2:10.484		22	47.173		39.033		Pit In		246,5	2:35.038	

63 BMW M4CS																			
lap	Sect-1	Speed	Sect-2	Speed	Sect-3	Speed	TopSpeed	laptime	pit	lap	Sect-1	Speed	Sect-2	Speed	Sect-3	Speed	Topspeed	laptime	pit
1	Pit Out		59.019		1:00.599			3:26.270		10	Pit Out		42.383		42.738			58:33.976	
2	1:09.327		53.694		53.352		162,6	2:56.373		11	50.479		41.246		42.049		241,2	2:13.774	
3	1:01.404		46.065		52.702		202,3	2:40.171		12	49.176		40.758		41.991		240,6	2:11.925	
4	57.088		45.411		Pit In		220,4	2:46.613		13	49.073		40.537		41.482		238,9	2:11.092	
5	Pit Out		45.068		43.943			4:49.858		14	48.886		40.111		41.720		238,7	2:10.717	
6	50.782		41.288		42.383		239,0	2:14.453		15	1:06.532		49.741		Pit In		238,5	3:02.596	
7	49.083		40.494		41.692		240,4	2:11.269		16	Pit Out		<u>39.594</u>		<u>40.550</u>			5:36.636	
8	51.252		41.194		41.842		239,8	2:14.288		17	<u>48.410</u>		40.007		40.564		<u>243,3</u>	<u>2:08.981</u>	
9	1:02.614		54.627		Pit In		238,3	3:04.756		18									

65 Porsche Carrera GTS 991.2																			
lap	Sect-1	Speed	Sect-2	Speed	Sect-3	Speed	TopSpeed	laptime	pit	lap	Sect-1	Speed	Sect-2	Speed	Sect-3	Speed	Topspeed	laptime	pit
1	Pit Out		46.527		42.425			2:37.039		15	1:06.307		49.224		48.843		237,3	2:44.374	
2	<u>48.299</u>		44.379		41.965		241,5	2:14.643 D		16	50.198		40.477		41.791		238,7	2:12.466 D	
3	49.144		<u>40.025</u>		48.286		241,4	2:17.455		17	51.130		40.267		42.209		238,1	2:13.606 D	
4	1:02.116		51.275		48.258		170,2	2:41.649		18	1:05.193		58.915		Pit In		164,0	3:09.663	
5	1:04.098		47.006		Pit In		171,0	2:55.902		19	Pit Out		45.082		44.002			27:21.023 D	
6	Pit Out		47.955		44.725			1:14:47.677		20	49.770		40.042		41.695		<u>242,1</u>	2:11.507	
7	52.610		42.265		42.811		212,3	2:17.686		21	50.105		40.919		41.558		240,4	2:12.582	
8	51.079		40.957		41.925		240,4	2:13.961		22	57.595		48.526		45.268		239,8	2:31.389	
9	50.583		40.396		41.596		240,4	2:12.575		23	49.895		45.826		42.019		240,6	2:17.740	
10	55.696		49.053		49.806		239,6	2:34.555		24	49.559		40.370		<u>41.198</u>		240,2	<u>2:11.127</u>	
11	49.523		40.317		41.420		241,2	2:11.260		25	1:01.834		49.614		42.306		240,0	2:33.754 D	
12	54.280		49.598		Pit In		239,8	2:48.133		26	49.728		40.628		41.739		241,0	2:12.095 D	
13	Pit Out		41.928		42.057			20:28.955		27	1:00.602		51.415		Pit In		176,3	2:55.560	
14	50.866		40.267		41.950		239,0	2:13.083		28									

71 BMW M2C																			
lap	Sect-1	Speed	Sect-2	Speed	Sect-3	Speed	TopSpeed	laptime	pit	lap	Sect-1	Speed	Sect-2	Speed	Sect-3	Speed	Topspeed	laptime	pit
1	Pit Out		52.103		48.010			2:54.698		12	48.848		40.674		40.735		246,1	2:10.257	
2	8:49.697		41.202		41.195		224,2	10:12.094		13	50.064		43.023		42.327		<u>249,4</u>	2:15.414	
3	48.456		39.587		40.666		245,1	<u>2:08.709</u>		14	<u>48.419</u>		40.328		<u>40.428</u>		249,2	2:09.175	
4	55.699		50.172		Pit In		248,1	2:47.754		15	53.022		45.059		Pit In		245,9	2:48.985	
5	Pit Out		46.729		Pit In			30:13.800		16	Pit Out		45.680		42.472			28:32.775	
6	Pit Out		39.844		40.445			3:48.734		17	52.048		40.465		41.552		237,7	2:14.065	



MAX Power Cars 2022

Igora Drive

Qual run

3 September 2022

Laps and Sector Times - Open Pit-Lane - 1

- 5183 mtr.

7	48.521	40.393	40.720	249,2	2:09.634	18	49.921	46.226	Pit In	242,9	2:36.691
8	53.029	45.766	42.544	244,9	2:21.339	19	Pit Out	<u>39.236</u>	40.549	40.952	3:25.483
9	48.860	40.664	45.553	249,0	2:15.077	20	49.305	40.388	40.952	245,5	2:10.645
10	1:00.447	46.168	Pit In	130,3	2:58.355	21	50.671	47.556	Pit In	244,3	2:49.423
11	Pit Out	40.226	41.172		35:11.595	22					


73														Porsche Carrera S 992							
lap	Sect-1	Speed	Sect-2	Speed	Sect-3	Speed	TopSpeed	laptime	pit	lap	Sect-1	Speed	Sect-2	Speed	Sect-3	Speed	Topspeed	laptime	pit		
1	Pit Out		45.595		49.072			2:47.243		14	52.927		42.717		43.290		242,5	2:18.934			
2	55.570		43.952		44.791		223,1	2:24.313		15	52.609		41.705		42.468		244,3	2:16.782			
3	55.103		43.332		Pit In		242,5	2:43.822		16	57.666		53.924		Pit In		244,1	3:02.887			
4	Pit Out		43.981		46.713			19:35.900		17	Pit Out		48.661		44.391			44:22.735			
5	55.033		43.805		44.538		221,6	2:23.376		18	51.684		47.534		50.021		243,1	2:29.239			
6	52.267		43.296		47.033		239,2	2:22.596		19	52.232		43.963		42.722		243,3	2:18.917			
7	1:06.632		1:02.344		Pit In		148,0	3:22.515		20	53.023		42.368		42.354		245,3	2:17.745			
8	Pit Out		49.638		51.535			39:09.050		21	52.456		42.747		42.707		244,7	2:17.910			
9	52.573		42.815				239,4	2:41.256		22	59.736		59.116		49.393		244,5	2:48.245			
10	Pit Out		42.364		43.171			4:00.817		23	51.515		42.094		42.224		244,7	2:15.833			
11	53.708		42.771		43.571		241,4	2:20.050		24	<u>51.367</u>		<u>41.430</u>		<u>42.209</u>		244,1	<u>2:15.006</u>			
12	53.216		44.843		54.166		242,7	2:32.225		25	59.505		58.118		Pit In		<u>246,9</u>	3:03.699			
13	1:04.656		56.223		52.157		155,6	2:53.036		26											

77														Porsche GT4 982							
lap	Sect-1	Speed	Sect-2	Speed	Sect-3	Speed	TopSpeed	laptime	pit	lap	Sect-1	Speed	Sect-2	Speed	Sect-3	Speed	Topspeed	laptime	pit		
1	Pit Out		55.502		42.635			2:51.632		21	48.927		40.675		41.398		235,5	2:11.000			
2	50.659		47.112		44.928		237,7	2:22.699		22	49.488		39.920		40.944		235,5	2:10.352			
3	<u>48.495</u>		39.506		41.012		237,9	<u>2:09.013</u>		23	48.926		39.920		42.220		236,4	2:11.066			
4	48.967		42.905		Pit In		237,3	2:36.557		24	55.467		49.524		Pit In		234,0	2:55.746			
5	Pit Out		43.437		43.844			10:43.550		25	Pit Out		41.092		41.497			24:36.343			
6	50.596		39.798		41.524		234,9	2:11.918		26	49.515		39.640		40.958		236,8	2:10.113			
7	49.181		39.820		40.902		235,3	2:09.903		27	48.932		39.724		40.995		236,4	2:09.651			
8	49.419		40.081		41.406		235,7	2:10.906		28	48.886		39.452		40.980		235,9	2:09.318			
9	49.128		<u>39.363</u>		41.138		235,9	2:09.629		29	49.292		39.866		41.227		236,6	2:10.385			
10	49.214		42.875		41.247		235,7	2:13.336		30	49.062		40.006		41.082		235,1	2:10.150			
11	14:37.280		41.760		42.058		236,8	16:01.098		31	48.937		39.700		<u>40.684</u>		236,4	2:09.321			
12	49.018		39.430		40.757		235,7	2:09.205		32	49.191		39.789		41.108		236,6	2:10.088			
13	48.996		39.524		40.779		236,0	2:09.299		33	17:56.609		42.289		42.705		236,0	19:21.603			
14	48.977		39.733		41.247		235,7	2:09.957		34	49.022		39.692		40.789		236,2	2:09.503			
15	48.925		39.653		41.118		235,3	2:09.696		35	48.874		39.753		42.592		<u>238,3</u>	2:11.219			
16	49.150		39.628		41.011		235,7	2:09.789		36	48.956		39.512		40.875		235,3	2:09.343			
17	57.989		50.027		Pit In		235,9	3:01.705		37	48.958		39.770		41.869		235,7	2:10.597			
18	Pit Out		42.656		42.728			25:41.735		38	49.462		39.568		41.326		236,0	2:10.356			
19	48.956		39.744		40.919		236,0	2:09.619		39	1:02.325		1:00.303		Pit In		234,6	3:19.214			
20	49.077		39.439		40.937		236,4	2:09.453		40											

78														Porsche Boxster 718							
lap	Sect-1	Speed	Sect-2	Speed	Sect-3	Speed	TopSpeed	laptime	pit	lap	Sect-1	Speed	Sect-2	Speed	Sect-3	Speed	Topspeed	laptime	pit		

83														Porsche GT4 CS 981							
lap	Sect-1	Speed	Sect-2	Speed	Sect-3	Speed	TopSpeed	laptime	pit	lap	Sect-1	Speed	Sect-2	Speed	Sect-3	Speed	Topspeed	laptime	pit		
1	Pit Out		56.436		57.668			3:10.164		9	Pit Out		39.150		<u>39.638</u>			8:59.631			
2	57.053		45.761		49.733		155,2	2:32.547		10	49.257		39.389		39.994		235,5	2:08.640			
3	1:05.309		49.280		49.417		122,7	2:44.006		11	48.118		39.106		40.088		235,9	2:07.312			
4	55.562		42.648		Pit In		179,2	2:40.565		12	47.385		39.073		40.201		235,3	2:06.659			
5	Pit Out		40.726		40.725			9:56.304		13	47.120		39.109		40.004		234,9	<u>2:06.233</u>			
6	48.027		39.394		39.850		<u>236,0</u>	2:07.271		14	<u>47.116</u>		<u>39.012</u>		40.230		234,4	2:06.358			
7	47.923		39.256		39.757		235,3	2:06.936		15	47.521		39.119		40.582		235,1	2:07.222			
8	52.022		42.887		Pit In		235,7	2:27.100		16											

88														Porsche GT4 CS 982							
lap	Sect-1	Speed	Sect-2	Speed	Sect-3	Speed	TopSpeed	laptime	pit	lap	Sect-1	Speed	Sect-2	Speed	Sect-3	Speed	Topspeed	laptime	pit		
1	Pit Out		55.196		46.017			3:00.899		14	47.663		39.001		41.048		235,5	2:07.712			
2	51.263		40.200		42.081		233,1	2:13.544		15	47.317		38.718		40.262		235,7	2:06.297			
3	47.908		39.078		41.093		234,7	2:08.079		16	<u>46.561</u>		38.576		40.269		237,3	2:05.406			
4	47.636		38.915		40.692		236,2	2:07.243		17	47.372		38.879		40.261		238,1	2:06.512			
5	47.170		39.215		40.497		236,4	2:06.882		18	47.453		39.312		41.743		<u>239,4</u>	2:08.508			



MAX Power Cars 2022

Igora Drive

Qual run

3 September 2022

Laps and Sector Times - Open Pit-Lane - 1

- 5183 mtr.

6	47.770	42.579	Pit In	236,8	2:33.491	19	46.816	<u>38.231</u>	40.213	238,1	<u>2:05.260</u>
7	Pit Out	45.091	46.654		31:07.846	20	48.890	47.022	Pit In	238,5	2:36.088
8	47.642	40.016	41.597	234,9	2:09.255	21	Pit Out	53.519	45.646		33:32.890
9	47.733	39.114	40.487	235,9	2:07.334	22	47.660	39.197	Pit In	223,6	2:19.675
10	46.996	38.556	40.272	236,8	2:05.824	23	Pit Out	43.328	46.924		4:09.347
11	46.993	38.501	40.201	236,2	2:05.695	24	48.060	39.510	40.566	235,9	2:08.136
12	49.167	46.505	Pit In	236,6	2:36.900	25	46.790	38.870	<u>40.122</u>	238,9	2:05.782
13	Pit Out	41.735	42.967		23:13.071	26	46.587	39.788	40.313	238,5	2:06.688

91										Porsche GT3 991.1									
lap	Sect-1	Speed	Sect-2	Speed	Sect-3	Speed	TopSpeed	laptime	pit	lap	Sect-1	Speed	Sect-2	Speed	Sect-3	Speed	Topspeed	laptime	pit
1	Pit Out		44.815		41.454			2:24.346		7	59.978		46.037		Pit In		240,6	2:52.568	
2	47.751		<u>38.517</u>		40.865		243,9	2:07.133		8	Pit Out		39.074		44.544			34:46.209	
3	52.402		42.834		42.382		243,1	2:17.618		9	1:04.197		48.593		Pit In		133,9	2:51.845	
4	47.852		38.946		52.973		244,9	2:19.771		10	Pit Out		42.918		41.980			3:21.871	
5	56.444		41.941		41.704		140,1	2:20.089		11	49.433		38.769		<u>40.180</u>		<u>246,9</u>	2:08.382	
6	47.932		38.721		40.224		245,3	<u>2:06.877</u>		12	<u>47.746</u>		39.194		40.270		245,3	2:07.210	

92										Porsche Carrera S 992									
lap	Sect-1	Speed	Sect-2	Speed	Sect-3	Speed	TopSpeed	laptime	pit	lap	Sect-1	Speed	Sect-2	Speed	Sect-3	Speed	Topspeed	laptime	pit
1	Pit Out		43.604		42.137			2:38.000		7	<u>48.565</u>		<u>39.673</u>		40.935		239,6	2:09.173 D	
2	49.161		40.156		41.181		238,5	2:10.498		8	48.739		39.996		41.101		241,0	<u>2:09.836</u>	
3	49.490		40.097		<u>40.693</u>		240,4	2:10.280		9	58.801		47.816		45.090		<u>240,6</u>	2:31.707	
4	49.349		40.749		40.909		241,7	2:11.007		10	49.587		39.837		41.211		240,2	2:10.635	
5	1:03.741		1:04.674		Pit In		<u>242,1</u>	3:24.775		11	1:09.454		1:04.678		Pit In		241,0	3:22.234	
6	Pit Out		44.002		42.797			1:23:46.350		12									


101										Porsche Cayman S 718									
lap	Sect-1	Speed	Sect-2	Speed	Sect-3	Speed	TopSpeed	laptime	pit	lap	Sect-1	Speed	Sect-2	Speed	Sect-3	Speed	Topspeed	laptime	pit

106										Porsche GT4 CS 982									
lap	Sect-1	Speed	Sect-2	Speed	Sect-3	Speed	TopSpeed	laptime	pit	lap	Sect-1	Speed	Sect-2	Speed	Sect-3	Speed	Topspeed	laptime	pit
1	Pit Out		41.700		40.762			2:26.078		6	8:24.711		37.622		39.197		241,4	9:41.530	
2	47.367		38.037		39.214		238,7	2:04.618		7	<u>46.135</u>		37.714		39.035		241,0	2:02.884	
3	46.297		37.542		39.714		241,5	2:03.553		8	46.335		<u>37.252</u>		39.436		241,2	2:03.023	
4	46.240		37.766		38.725		240,6	2:02.731		9	46.461		37.455		<u>38.698</u>		241,4	<u>2:02.614</u>	
5	46.415		39.115		38.803		241,4	2:04.333		10	52.715		46.263		Pit In		<u>241,7</u>	2:35.022	

108										Lada Granta									
lap	Sect-1	Speed	Sect-2	Speed	Sect-3	Speed	TopSpeed	laptime	pit	lap	Sect-1	Speed	Sect-2	Speed	Sect-3	Speed	Topspeed	laptime	pit
1	Pit Out		45.342		49.368			2:36.820		5	53.240		44.825		Pit In		<u>179,7</u>	2:38.848	
2	56.604		<u>44.491</u>		47.233		176,1	2:28.328		6	Pit Out		46.124		47.175			46:06.110	
3	53.668		44.607		<u>46.900</u>		177,8	2:25.175		7	53.206		44.581		Pit In		178,2	2:48.751	
4	<u>53.195</u>		44.544		47.259		179,2	<u>2:24.998</u>		8									

116										Renault Megane RS									
lap	Sect-1	Speed	Sect-2	Speed	Sect-3	Speed	TopSpeed	laptime	pit	lap	Sect-1	Speed	Sect-2	Speed	Sect-3	Speed	Topspeed	laptime	pit
1	Pit Out		<u>58.158</u>		Pit In			3:10.636		2									

126										Lamborghini Gallardo GT3									
lap	Sect-1	Speed	Sect-2	Speed	Sect-3	Speed	TopSpeed	laptime	pit	lap	Sect-1	Speed	Sect-2	Speed	Sect-3	Speed	Topspeed	laptime	pit
1	Pit Out		43.841		43.243			2:39.422		12	44.625		36.366		37.514		241,4	1:58.505	
2	48.285		38.623		38.887		240,8	2:05.795		13	44.009		35.726		37.816		242,3	1:57.551	
3	46.406		37.712		38.182		240,2	2:02.300		14	44.430		40.156		Pit In		241,4	2:13.272	
4	45.768		36.771		37.551		241,4	2:00.090		15	Pit Out		49.789		40.862			48:46.689	
5	45.212		36.489		37.600		241,0	1:59.301		16	48.991		38.784		39.164		239,2	2:06.939	
6	51.745		41.407		Pit In		241,2	2:26.888		17	45.590		37.744		38.135		241,0	2:01.469	
7	Pit Out		40.251		Pit In			6:09.967		18	43.862		37.695		38.280		241,5	1:59.837	
8	Pit Out		38.382		40.057			4:46.276		19	44.173		35.830		37.193		243,1	1:57.196	
9	49.702		40.673		39.340		241,7	2:09.715		20	<u>43.399</u>		<u>35.351</u>		<u>36.892</u>		<u>243,5</u>	<u>1:55.642</u>	
10	45.263		36.770		37.425		240,0	1:59.458		21	46.183		39.902		Pit In		242,3	2:22.015	
11	44.403		35.859		37.260		241,0	1:57.522		22									



MAX Power Cars 2022

Igora Drive

Qual run

3 September 2022

Laps and Sector Times - Open Pit-Lane - 1

- 5183 mtr.

131										Audi A5 8T									
lap	Sect-1	Speed	Sect-2	Speed	Sect-3	Speed	TopSpeed	laptime	pit	lap	Sect-1	Speed	Sect-2	Speed	Sect-3	Speed	Topspeed	laptime	pit
1	Pit Out		46.688		46.317			2:41.587		6	59.351		57.576		Pit In		219,3		3:06.606
2	51.255		41.940		43.924		221,4	2:17.119		7	Pit Out		47.463		45.265				9:54.121
3	50.598		41.417		43.674		221,9	<u>2:15.689</u>		8	52.110		46.933		45.095		222,6		2:24.138
4	1:11.788		1:07.450		45.707		210,8	3:04.945		9	50.397		<u>41.336</u>		57.206		222,6		2:28.939
5	<u>50.226</u>		42.296		<u>43.570</u>		<u>224,2</u>	2:16.092		10									

160										Porsche Turbo S 991.2									
lap	Sect-1	Speed	Sect-2	Speed	Sect-3	Speed	TopSpeed	laptime	pit	lap	Sect-1	Speed	Sect-2	Speed	Sect-3	Speed	Topspeed	laptime	pit
1	Pit Out		42.882		44.186			2:44.376		9	Pit Out		43.250		42.953				35:31.817
2	51.600		44.537		43.049		252,9	2:19.186		10	52.472		41.126		42.220		256,0		2:15.818
3	51.278		40.917		42.631		<u>256,4</u>	2:14.826		11	<u>51.068</u>		40.332		42.049		255,5		2:13.449
4	51.674		40.939		42.774		255,7	2:15.387		12	52.249		40.606		41.907		256,2		2:14.762
5	1:04.010		1:02.623		53.076		184,3	2:59.709		13	1:08.012		1:06.505		47.393		255,3		3:01.910
6	51.586		41.106		43.190		255,1	2:15.882		14	51.145		<u>40.326</u>		<u>41.196</u>		255,7		<u>2:12.667</u>
7	51.656		40.749		42.467		256,0	2:14.872		15	51.428		41.007		41.443		255,7		2:13.878
8	1:09.863		51.194		Pit In		256,2	3:03.978		16	1:06.304		57.504		Pit In		<u>256,4</u>		3:15.710

169										Porsche GT4 982									
lap	Sect-1	Speed	Sect-2	Speed	Sect-3	Speed	TopSpeed	laptime	pit	lap	Sect-1	Speed	Sect-2	Speed	Sect-3	Speed	Topspeed	laptime	pit
1	Pit Out		44.890		48.959			2:46.974		11	Pit Out		50.066		48.847				53:10.204
2	51.610		41.203		42.684		231,3	2:15.497		12	52.943		41.148		41.269		225,4		2:15.360
3	<u>48.733</u>		41.885		42.076		232,4	2:12.694		13	50.725		41.840		41.388		235,1		2:13.953
4	49.882		40.646		42.406		234,9	2:12.934		14	49.752		40.444		41.655		235,3		2:11.851
5	1:00.790		51.770		Pit In		233,6	3:01.664		15	49.024		40.310		41.544		234,2		2:10.878
6	Pit Out		43.579		45.626			4:35.683		16	28:48.126		45.364		43.076		237,0		30:16.566
7	48.919		40.214		41.287		235,9	<u>2:10.420</u>		17	49.443		40.149		42.977		236,6		2:12.569
8	54.236		44.650		44.618		239,0	2:23.504		18	50.059		39.995		41.106		237,2		2:11.160
9	49.393		40.545		<u>41.045</u>		237,7	2:10.983		19	49.365		40.208		41.205		238,9		2:10.778
10	58.943		45.989		Pit In		<u>239,4</u>	2:50.175		20	49.323		<u>39.982</u>		41.386		238,3		2:10.691