

## Redbull Rokies Test - Portimão

**RBRC - TEST**

10 - 13 April 2022

Laps and Sector Times - 13-04-2022 - FP1

Autodromo Internacional Algarve - 4592 mtr.

2		AMAURY MI ZERA																	
lap	Sect-1	Speed	Sect-2	Speed	Sect-3	Speed	TopSpeed	laptime	pit	lap	Sect-1	Speed	Sect-2	Speed	Sect-3	Speed	Topspeed	laptime	pit
1	Pit Out	90.7	34.706	104.8	45.931			2:00.117		6	Pit Out	89.5	33.563	109.0	45.051			7:16.669	
2	39.568	92.9	33.131	106.6	<u>44.129</u>		219.1	1:56.828		7	39.267	<u>98.0</u>	33.057	110.5	44.742		214.7	1:57.066	
3	42.454	89.1	35.506	104.0	48.804		<u>222.7</u>	2:06.764		8	39.054	94.9	<u>32.608</u>	114.3	44.192		217.3	1:55.854	
4	39.816	87.2	33.780	105.4	44.424		216.4	1:58.020		9	<u>38.650</u>	96.7	32.638	<u>115.3</u>	44.161		217.3	<u>1:55.449</u>	
5	39.570	84.5	33.640	109.3	Pit In		219.5	2:13.077		10	41.416	82.5	36.013	108.7	Pit In		219.1	2:14.543	

5		TATCHAKORN BUARSI																	
lap	Sect-1	Speed	Sect-2	Speed	Sect-3	Speed	TopSpeed	laptime	pit	lap	Sect-1	Speed	Sect-2	Speed	Sect-3	Speed	Topspeed	laptime	pit
1	Pit Out	87.4	39.205	81.2	50.918			2:09.945		6	Pit Out	<u>101.2</u>	34.459	109.4	54.008			6:49.140	
2	39.814	90.2	33.336	107.7	44.538		216.4	1:57.688		7	38.896	100.0	33.057	113.8	44.697		215.1	1:56.650	
3	39.195	97.4	33.019	112.7	<u>44.153</u>		216.9	1:56.367		8	38.851	94.6	32.979	<u>115.3</u>	44.373		217.3	1:56.203	
4	38.700	97.2	<u>32.755</u>	111.0	44.299		<u>217.7</u>	<u>1:55.754</u>		9	<u>38.657</u>	97.5	32.791	114.6	44.729		214.7	1:56.177	
5	38.957	95.8	41.393	82.3	Pit In		214.7	2:31.247		10	46.343	79.6	39.056	93.1	Pit In		204.9	2:32.019	

8		EDDIE O'SHEA																	
lap	Sect-1	Speed	Sect-2	Speed	Sect-3	Speed	TopSpeed	laptime	pit	lap	Sect-1	Speed	Sect-2	Speed	Sect-3	Speed	Topspeed	laptime	pit
1	Pit Out	91.0	33.340	110.5	44.002			1:53.098		6	38.896	<u>97.9</u>	32.670	<u>113.8</u>	44.016		217.7	1:55.582	
2	38.935	90.9	32.743	108.0	43.834		<u>224.1</u>	1:55.512		7	<u>38.534</u>	94.9	32.564	110.3	43.813		221.8	1:54.911	
3	38.905	93.0	32.763	109.9	43.815		<u>222.7</u>	1:55.483		8	<u>38.564</u>	93.4	<u>32.406</u>	110.5	<u>43.773</u>		216.0	<u>1:54.743</u>	
4	38.901	95.4	33.811	109.5	48.167		218.6	2:00.879		9	41.530	85.3	36.158	105.8	Pit In		222.7	2:16.659	
5	7:49.927	91.6	33.090	110.3	44.296		0.3	9:07.313		10									

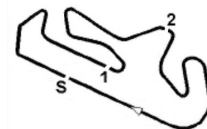
9		FREDDIE HEINRICH																	
lap	Sect-1	Speed	Sect-2	Speed	Sect-3	Speed	TopSpeed	laptime	pit	lap	Sect-1	Speed	Sect-2	Speed	Sect-3	Speed	Topspeed	laptime	pit
1	Pit Out	90.9	35.081	102.8	46.240			1:59.642		4	39.132	94.4	32.976	111.2	43.778		<u>225.9</u>	1:55.886	
2	39.911	91.4	33.179	113.1	44.013		217.7	1:57.103		5	<u>38.853</u>	94.6	32.891	<u>113.8</u>	Pit In		225.0	2:16.388	
3	38.909	<u>95.2</u>	<u>32.771</u>	110.5	<u>43.605</u>		<u>223.6</u>	<u>1:55.285</u>		6	Pit Out	95.1	33.359	112.0	44.588			6:59.672	

10		GUILLERMO CRAIL																	
lap	Sect-1	Speed	Sect-2	Speed	Sect-3	Speed	TopSpeed	laptime	pit	lap	Sect-1	Speed	Sect-2	Speed	Sect-3	Speed	Topspeed	laptime	pit
1	Pit Out	77.5	34.995	102.1	45.309			2:01.669		6	Pit Out	89.5	33.951	111.3	45.452			7:07.864	
2	40.737	84.8	33.950	108.0	45.369		<u>219.5</u>	2:00.056		7	39.999	90.7	33.836	105.4	45.523		215.6	1:59.358	
3	40.140	88.6	33.585	110.8	45.568		<u>216.9</u>	1:59.293		8	40.323	90.8	<u>33.353</u>	<u>113.0</u>	45.056		208.5	1:58.732	
4	39.912	87.7	33.587	106.8	<u>44.835</u>		213.4	1:58.334		9	<u>39.454</u>	<u>90.9</u>	33.374	108.3	45.425		218.6	<u>1:58.253</u>	
5	39.902	89.1	33.745	108.1	Pit In		216.9	2:14.249		10	41.569	85.0	35.176	106.6	Pit In		210.5	2:14.409	

11		RUCHÉ MOODLEY																	
lap	Sect-1	Speed	Sect-2	Speed	Sect-3	Speed	TopSpeed	laptime	pit	lap	Sect-1	Speed	Sect-2	Speed	Sect-3	Speed	Topspeed	laptime	pit
1	Pit Out	86.3	34.019	109.0	45.157			1:56.777		7	Pit Out	93.8	33.611	112.6	44.867			5:17.148	
2	40.090	91.5	33.539	109.9	45.181		217.7	1:58.810		8	39.307	91.8	33.071	111.8	44.817		217.7	1:57.195	
3	40.107	91.1	33.509	112.1	44.933		218.6	1:58.549		9	39.687	<u>94.3</u>	<u>32.860</u>	113.7	44.480		209.3	1:57.027	
4	39.670	89.3	33.368	111.7	44.698		216.9	1:57.736		10	<u>38.778</u>	93.3	32.961	<u>114.5</u>	<u>44.053</u>		<u>219.5</u>	<u>1:55.792</u>	
5	39.700	89.2	33.148	110.2	44.707		217.7	1:57.555		11	42.123	84.9	36.479	100.1	Pit In		213.9	2:17.799	
6	42.287	87.5	37.882	105.4	Pit In		216.9	2:21.083		12									

12		JACOB ROULSTONE																	
lap	Sect-1	Speed	Sect-2	Speed	Sect-3	Speed	TopSpeed	laptime	pit	lap	Sect-1	Speed	Sect-2	Speed	Sect-3	Speed	Topspeed	laptime	pit
1	Pit Out	88.8	34.794	106.8	Pit In			2:10.519		6	Pit Out	98.8	33.259	114.9	44.613			7:31.565	
2	Pit Out	96.8	33.717	109.3	44.884			2:47.344		7	39.780	98.5	32.880	<u>120.0</u>	45.049		213.9	1:57.709	
3	39.112	99.6	32.705	108.3	43.809		<u>224.5</u>	1:55.626		8	<u>39.037</u>	100.9	33.253	114.2	45.654		214.7	1:57.944	
4	39.067	96.2	32.633	111.3	<u>43.365</u>		219.1	<u>1:55.065</u>		9	39.242	<u>104.5</u>	33.171	115.8	44.979		210.9	1:57.392	
5	39.077	97.1	<u>32.525</u>	115.1	Pit In		219.5	2:12.206		10	40.647	101.3	34.418	111.5	Pit In		208.9	2:15.372	

14		CORMAC BUCHANAN																	
lap	Sect-1	Speed	Sect-2	Speed	Sect-3	Speed	TopSpeed	laptime	pit	lap	Sect-1	Speed	Sect-2	Speed	Sect-3	Speed	Topspeed	laptime	pit
1	Pit Out	85.6	34.758	104.9	45.087			1:59.294		7	Pit Out	90.3	33.058	108.3	44.474			5:12.869	
2	39.620	90.5	33.175	104.0	44.003		218.6	1:56.798		8	38.943	90.5	32.469	108.3	43.710		218.6	1:55.122	
3	39.169	91.0	32.847	108.7	<u>43.663</u>		<u>221.8</u>	1:55.679		9	<u>38.443</u>	<u>94.3</u>	<u>32.399</u>	<u>113.9</u>	44.155		216.9	<u>1:54.997</u>	
4	38.990	90.2	32.534	109.4	43.717		217.3	1:55.241		10	39.379	93.3	32.629	107.8	46.246		213.0	1:58.254	
5	38.947	90.2	32.661	108.3	43.756		215.1	1:55.364		11	38.686	92.1	33.332	103.0	Pit In		215.1	2:06.711	
6	44.411	83.3	38.837	101.1	Pit In		189.8	2:23.050		12									



## Redbull Rokies Test - Portimão

**RBRC - TEST**

10 - 13 April 2022

Laps and Sector Times - 13-04-2022 - FP1

Autodromo Internacional Algarve - 4592 mtr.

18 ANGEL PIQUERAS																			
lap	Sect-1	Speed	Sect-2	Speed	Sect-3	Speed	TopSpeed	laptime	pit	lap	Sect-1	Speed	Sect-2	Speed	Sect-3	Speed	Topspeed	laptime	pit
1	Pit Out	86.5	34.335	106.9	44.672			2:01.213		6	Pit Out	91.6	32.897	113.7	44.402			6:55.494	
2	38.558	96.6	32.650	111.5	52.817		222.2	2:04.025		7	38.772	100.1	32.748	110.8	43.822		211.8	1:55.342	
3	38.716	95.3	32.533	112.4	43.758		223.6	1:55.007		8	38.477	93.8	32.368	116.8	44.093		213.4	1:54.938	
4	38.282	97.7	33.310	111.1	43.805		220.4	1:55.397		9	40.729	93.8	32.798	107.9	49.871		212.6	2:03.398	
5	38.235	97.5	32.581	115.8	Pit In		220.4	2:17.482		10	41.493	90.8	35.790	106.0	Pit In		213.9	2:17.807	

21 DEMIS MIHAILA																			
lap	Sect-1	Speed	Sect-2	Speed	Sect-3	Speed	TopSpeed	laptime	pit	lap	Sect-1	Speed	Sect-2	Speed	Sect-3	Speed	Topspeed	laptime	pit
1	Pit Out	76.7	35.785	102.1	45.529			2:02.584		6	Pit Out	87.2	33.926	110.7	44.019			7:20.173	
2	40.857	87.2	33.487	106.8	44.334		215.1	1:58.678		7	39.458	91.9	32.778	107.5	43.826		213.4	1:56.062	
3	40.032	89.5	34.628	107.1	51.403		219.1	2:06.063		8	39.081	92.2	32.826	108.8	43.938		215.1	1:55.845	
4	39.146	96.5	33.093	108.2	43.943		219.1	1:56.182		9	38.966	93.7	32.592	110.5	43.914		213.9	1:55.472	
5	39.529	87.2	33.664	103.7	Pit In		220.4	2:17.711		10	43.137	84.1	35.758	102.5	Pit In		213.4	2:17.897	

27 RICO SALMELA																			
lap	Sect-1	Speed	Sect-2	Speed	Sect-3	Speed	TopSpeed	laptime	pit	lap	Sect-1	Speed	Sect-2	Speed	Sect-3	Speed	Topspeed	laptime	pit
1	Pit Out	125.7	39.405	104.3	45.741			2:02.469		6	Pit Out	92.3	33.208	109.6	44.091			7:09.575	
2	38.994	96.3	32.790	108.8	44.055		218.2	1:55.839		7	38.261	98.9	32.751	110.2	43.901		220.9	1:54.913	
3	38.849	94.1	32.349	109.2	49.372		223.6	2:00.570		8	40.428	90.5	33.488	109.5	44.474		220.0	1:58.390	
4	38.029	97.8	32.639	115.8	43.358		225.5	1:54.026		9	38.354	94.0	32.216	113.6	43.780		215.6	1:54.350	
5	42.396	93.7	33.175	106.8	Pit In		225.9	2:19.193		10	39.709	91.2	34.634	108.9	Pit In		215.6	2:14.626	

28 MÁXIMO QUILES																			
lap	Sect-1	Speed	Sect-2	Speed	Sect-3	Speed	TopSpeed	laptime	pit	lap	Sect-1	Speed	Sect-2	Speed	Sect-3	Speed	Topspeed	laptime	pit
1	Pit Out	111.1	40.889	105.5	49.729			2:09.402		6	Pit Out	95.5	33.990	111.2	44.107			6:54.677	
2	38.559	97.2	32.639	110.1	44.268		220.9	1:55.466		7	38.421	98.7	32.635	106.5	Pit In		214.7	1:59.518	
3	38.794	100.8	32.961	106.0	43.222		224.5	1:54.977		8	Pit Out	88.8	33.449	107.1	43.920			2:24.623	
4	38.309	94.8	32.677	114.0	43.945		222.7	1:54.931		9	38.391	96.8	32.656	110.3	43.554		216.4	1:54.601	
5	47.024	96.3	33.694	106.3	Pit In		220.9	2:24.238		10	39.564	98.2	33.217	107.1	Pit In		213.0	2:10.648	

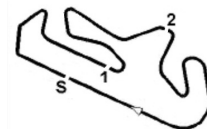
29 HARRISON VOIGHT																			
lap	Sect-1	Speed	Sect-2	Speed	Sect-3	Speed	TopSpeed	laptime	pit	lap	Sect-1	Speed	Sect-2	Speed	Sect-3	Speed	Topspeed	laptime	pit
1	Pit Out	81.5	34.874	100.6	45.313			1:59.290		5	40.583	86.4	34.737	105.7	Pit In		213.0	2:17.936	
2	40.174	88.7	33.486	104.5	43.912		216.0	1:57.572		6	Pit Out	89.0	33.298	108.1	44.330			7:19.116	
3	39.173	91.8	33.042	105.0	44.070		220.9	1:56.285		7	39.101	94.2	32.583	109.9	44.192		214.7	1:55.876	
4	39.166	94.2	32.863	108.5	43.452		214.3	1:55.481		8	38.959	95.3	32.530	113.0	43.356		212.6	1:54.845	

42 SOMA GÖRBE																			
lap	Sect-1	Speed	Sect-2	Speed	Sect-3	Speed	TopSpeed	laptime	pit	lap	Sect-1	Speed	Sect-2	Speed	Sect-3	Speed	Topspeed	laptime	pit
1	Pit Out	92.8	35.346	102.9	Pit In			2:09.549		6	Pit Out	90.2	33.414	108.0	44.139			7:15.934	
2	Pit Out	133.2	40.322	109.4	54.002			2:43.297		7	38.584	102.2	34.362	111.2	44.066		220.0	1:57.012	
3	39.847	91.3	33.088	107.5	46.192		219.1	1:59.127		8	38.809	93.4	32.628	111.0	44.095		218.2	1:55.532	
4	38.975	96.5	33.185	107.6	43.814		220.0	1:55.974		9	38.954	94.6	32.475	112.7	43.834		217.7	1:55.263	
5	40.117	95.2	32.946	112.9	Pit In		219.5	2:12.125		10	42.776	95.2	34.809	108.4	Pit In		213.4	2:11.219	

48 GABIN PLANQUES																			
lap	Sect-1	Speed	Sect-2	Speed	Sect-3	Speed	TopSpeed	laptime	pit	lap	Sect-1	Speed	Sect-2	Speed	Sect-3	Speed	Topspeed	laptime	pit
1	Pit Out	86.7	33.845	103.6	44.161			1:55.987		5	8:24.219	91.4	33.190	106.8	43.734		216.4	9:41.143	
2	38.920	94.5	33.469	108.2	44.402		217.7	1:56.791		6	38.809	96.8	32.522	109.3	43.574		216.4	1:54.905	
3	39.510	96.9	32.681	105.2	43.719		216.9	1:55.910		7	38.685	94.6	32.766	114.0	43.927		214.3	1:55.378	
4	38.595	96.4	32.543	109.4	43.789		222.7	1:54.927		8	39.083	95.3	36.201	104.0	Pit In		216.9	2:13.214	

55 ALEX VENTURINI																			
lap	Sect-1	Speed	Sect-2	Speed	Sect-3	Speed	TopSpeed	laptime	pit	lap	Sect-1	Speed	Sect-2	Speed	Sect-3	Speed	Topspeed	laptime	pit
1	Pit Out	78.4	35.062	101.2	45.311			2:01.679		3	41.676	88.7	33.991	106.3	47.543		218.2	2:03.210	
2	40.162	86.5	33.555	111.1	44.412		217.7	1:58.129		4	44.126	91.6	34.635	109.1	43.937		216.4	2:02.698	

57 DANIAL SHAHRLI																			
lap	Sect-1	Speed	Sect-2	Speed	Sect-3	Speed	TopSpeed	laptime	pit	lap	Sect-1	Speed	Sect-2	Speed	Sect-3	Speed	Topspeed	laptime	pit
1	Pit Out	90.4	35.209	104.1	47.599			2:01.097		6	Pit Out	90.4	33.604	110.4	44.121			6:49.927	
2	39.943	91.9	33.445	106.4	44.320		217.3	1:57.708		7	39.121	93.1	33.653	114.0	44.168		216.4	1:56.942	
3	40.703	86.9	43.409	110.8	44.557		222.7	2:08.669		8	38.968	94.2	32.685	112.9	43.957		213.4	1:55.610	
4	38.869	98.0	32.784	114.0	43.534		216.0	1:55.187		9	38.613	98.2	32.666	113.1	43.770		213.0	1:55.049	



## Redbull Rokies Test - Portimão

**RBRC - TEST**

10 - 13 April 2022

Laps and Sector Times - 13-04-2022 - FP1

Autodromo Internacional Algarve - 4592 mtr.

5	39.224	92.2	35.752	101.8	Pit In	216.0	2:12.823	10	41.761	91.2	35.633	111.2	Pit In	212.6	2:17.739
---	--------	------	--------	-------	--------	-------	----------	----	--------	------	--------	-------	--------	-------	----------

58		LUCA LUNETTA																	
lap	Sect-1	Speed	Sect-2	Speed	Sect-3	Speed	TopSpeed	laptime	pit	lap	Sect-1	Speed	Sect-2	Speed	Sect-3	Speed	Topspeed	laptime	pit
1	Pit Out	86.5	34.750	102.0	Pit In			2:11.000		6	Pit Out	92.1	32.735	115.6	43.709			7:26.822	
2	Pit Out	92.4	34.309	104.0	49.816			2:47.894		7	38.724	99.0	32.290	114.6	43.641		215.6	1:54.655	
3	39.049	95.9	32.585	112.1	<u>43.452</u>		222.7	1:55.086		8	<u>38.438</u>	96.9	<u>32.254</u>	<u>116.3</u>	43.626		214.3	1:54.318	
4	38.587	93.8	32.420	113.0	43.466		<u>225.9</u>	1:54.473		9	38.438	<u>99.1</u>	32.293	115.8	43.562		214.7	<u>1:54.293</u>	
5	40.235	97.6	33.435	112.0	Pit In		219.1	2:13.146		10									

67		CASEY O'GORMAN																	
lap	Sect-1	Speed	Sect-2	Speed	Sect-3	Speed	TopSpeed	laptime	pit	lap	Sect-1	Speed	Sect-2	Speed	Sect-3	Speed	Topspeed	laptime	pit
1	Pit Out	86.1	34.614	103.0	45.139			1:56.708		7	Pit Out	91.6	33.454	108.8	44.225			5:20.859	
2	39.503	94.8	33.622	107.0	44.708		216.4	1:57.833		8	38.783	<u>97.1</u>	34.217	110.2	44.015		216.4	1:57.015	
3	39.263	93.3	32.910	109.1	44.232		217.7	1:56.405		9	38.779	93.1	32.634	105.7	44.172		217.3	1:55.585	
4	38.933	94.8	32.625	110.7	43.905		217.3	1:55.463		10	<u>38.411</u>	95.8	<u>32.356</u>	112.1	<u>43.720</u>		<u>220.9</u>	<u>1:54.487</u>	
5	38.907	94.4	32.887	<u>112.7</u>	43.998		215.6	1:55.792		11	41.758	85.9	36.234	106.8	Pit In		219.1	2:17.620	
6	45.764	86.0	39.755	90.4	Pit In		200.4	2:28.301		12									

69		MARCOS RUDA																	
lap	Sect-1	Speed	Sect-2	Speed	Sect-3	Speed	TopSpeed	laptime	pit	lap	Sect-1	Speed	Sect-2	Speed	Sect-3	Speed	Topspeed	laptime	pit
1	Pit Out	87.5	34.502	100.9	45.009			1:56.288		6	Pit Out	89.7	33.413	108.0	44.196			7:12.278	
2	39.698	92.6	32.945	107.9	44.415		218.6	1:57.058		7	38.992	94.0	32.632	109.6	43.860		212.2	1:55.484	
3	39.165	92.7	32.891	104.9	44.028		219.5	1:56.084		8	38.786	93.8	33.784	106.7	45.044		216.4	1:57.614	
4	38.746	<u>94.9</u>	32.808	<u>110.1</u>	<u>43.811</u>		222.7	<u>1:55.365</u>		9	<u>38.693</u>	93.0	<u>32.398</u>	109.6	47.996		<u>225.9</u>	1:59.087	
5	38.725	93.0	32.633	109.9	Pit In		222.2	2:09.610		10									

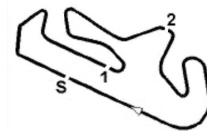
77		FILIPPO FARIOLI																	
lap	Sect-1	Speed	Sect-2	Speed	Sect-3	Speed	TopSpeed	laptime	pit	lap	Sect-1	Speed	Sect-2	Speed	Sect-3	Speed	Topspeed	laptime	pit
1	Pit Out	90.5	33.812	112.5	44.288			1:54.567		5	7:39.681	91.5	32.978	115.3	48.259		0.3	9:00.918	
2	39.056	91.4	32.665	109.8	44.095		216.0	1:55.816		6	38.745	93.3	32.478	<u>118.0</u>	44.510		211.8	1:55.733	
3	<u>38.504</u>	<u>100.2</u>	39.254	112.3	44.040		<u>216.4</u>	2:01.798		7	38.912	91.8	32.433	117.4	43.874		209.7	1:55.219	
4	38.597	93.7	32.361	112.3	44.612		214.7	1:55.570		8	38.623	93.5	<u>32.199</u>	113.6	<u>43.740</u>		208.9	<u>1:54.562</u>	

78		JAKOB ROSENTHALER																	
lap	Sect-1	Speed	Sect-2	Speed	Sect-3	Speed	TopSpeed	laptime	pit	lap	Sect-1	Speed	Sect-2	Speed	Sect-3	Speed	Topspeed	laptime	pit
1	Pit Out	81.0	34.863	99.6	45.268			2:00.724		7	Pit Out	90.6	33.358	<u>114.8</u>	45.233			5:12.801	
2	39.332	91.4	33.127	112.5	44.016		220.9	1:56.475		8	39.244	94.1	32.899	112.0	44.503		218.6	1:56.646	
3	40.589	89.5	32.840	113.7	44.235		<u>222.7</u>	1:57.664		9	39.320	<u>94.3</u>	32.801	112.9	44.193		214.3	1:56.314	
4	39.125	91.0	33.096	112.0	48.433		218.2	2:00.654		10	<u>39.041</u>	93.2	<u>32.747</u>	113.2	<u>43.767</u>		215.6	<u>1:55.555</u>	
5	39.567	90.9	36.922	110.3	45.034		216.0	2:01.523		11	42.383	83.6	34.857	110.2	Pit In		218.2	2:16.849	
6	41.353	85.0	35.768	107.1	Pit In		215.6	2:13.819		12									

81		LUCIANO LORENZ																	
lap	Sect-1	Speed	Sect-2	Speed	Sect-3	Speed	TopSpeed	laptime	pit	lap	Sect-1	Speed	Sect-2	Speed	Sect-3	Speed	Topspeed	laptime	pit
1	Pit Out	94.7	34.829	107.2	45.134			1:59.054		6	<u>38.898</u>	<u>95.4</u>	32.772	110.3	<u>43.744</u>		215.6	<u>1:55.414</u>	
2	39.750	89.2	33.263	104.9	44.039		215.6	1:57.052		7	39.077	94.7	34.663	108.1	48.584		212.2	2:02.324	
3	42.509	89.1	35.191	106.8	Pit In		<u>217.3</u>	2:17.697		8	39.136	91.1	<u>32.759</u>	111.3	43.850		213.0	1:55.745	
4	Pit Out	91.6	33.811	105.7	44.295		2:55.035			9	41.604	90.0	35.637	110.0	Pit In		211.8	2:17.630	
5	6:51.863	94.4	33.215	<u>111.8</u>	44.361		0.3	8:09.439		10									

93		ARBI ADI TAMA																	
lap	Sect-1	Speed	Sect-2	Speed	Sect-3	Speed	TopSpeed	laptime	pit	lap	Sect-1	Speed	Sect-2	Speed	Sect-3	Speed	Topspeed	laptime	pit
1	Pit Out	88.0	34.507	101.6	47.236			2:00.976		6	<u>38.596</u>	<u>107.1</u>	36.127	<u>110.1</u>	47.426		219.1	2:02.149	
2	39.496	92.6	33.624	106.3	44.211		<u>221.3</u>	1:57.331		7	39.326	92.4	33.037	106.6	43.916		216.4	1:56.279	
3	39.862	95.6	38.097	89.6	47.996		217.7	2:05.955		8	38.850	95.8	<u>32.815</u>	109.1	<u>43.904</u>		215.6	<u>1:55.569</u>	
4	39.261	96.4	33.412	109.4	43.962		220.0	1:56.635		9	45.194	81.9	37.220	97.9	Pit In		213.9	2:20.002	
5	7:55.821	92.6	33.340	110.0	45.014		0.2	9:14.175		10									

95		COLLIN VEIJER																	
lap	Sect-1	Speed	Sect-2	Speed	Sect-3	Speed	TopSpeed	laptime	pit	lap	Sect-1	Speed	Sect-2	Speed	Sect-3	Speed	Topspeed	laptime	pit
1	Pit Out	90.4	33.089	111.1	43.959			1:53.262		5	7:49.134	92.5	32.878	110.0	44.412		218.2	9:06.424	
2	38.867	93.6	32.587	110.8	43.714		218.2	1:55.168		6	38.585	95.9	32.750	111.7	44.545		218.2	1:55.880	
3	38.551	95.8	32.658	112.7	43.984		219.5	1:55.193		7	38.376	94.7	32.701	107.8	43.845		<u>223.6</u>	1:54.922	
4	38.583	99.7	35.096	112.1	48.323		217.3	2:02.002		8	<u>38.348</u>	95.1	<u>32.409</u>	<u>113.8</u>	<u>43.579</u>		216.9	<u>1:54.336</u>	



## Redbull Rokies Test - Portimão

RBRC - TEST

10 - 13 April 2022

Laps and Sector Times - 13-04-2022 - FP1

Autodromo Internacional Algarve - 4592 mtr.

99		JOSE RUEDA																		
lap	Sect-1	Speed	Sect-2	Speed	Sect-3	Speed	TopSpeed	laptime	pit	lap	Sect-1	Speed	Sect-2	Speed	Sect-3	Speed	Topspeed	laptime	pit	
1	Pit Out	85.7	34.234	103.8	44.774			2:00.507		6	Pit Out	92.9	32.651	111.5	43.404					
2	38.521	97.0	32.597	108.4	43.671		220.9	1:54.789		7	38.399	99.4	32.165	113.6	43.166		215.1	1:53.730		
3	38.700	96.6	32.363	111.2	50.175		220.9	2:01.238		8	38.041	<u>99.5</u>	32.384	<u>116.5</u>	43.256		213.9	1:53.681		
4	38.142	98.8	32.379	115.0	<u>42.759</u>		224.5	1:53.280		9	38.088	96.9	<u>31.834</u>	115.6	43.042		215.6	<u>1:52.964</u>		
5	<u>38.029</u>	97.2	32.350	110.1	Pit In		<u>227.4</u>	2:10.997		10	41.775	89.0	35.060	100.7	Pit In		214.3	2:11.959		