

## PROFESSIONAL TRACK DAYS by KATEYAMA

Test Day

19 - 20 October 2022

Laps and Sector Times - 19-10-2022 - Morning

Autodromo Internacional Algarve - 4652 mtr.

1		GT3 POLAND																	
lap	Sect-1	Speed	Sect-2	Speed	Sect-3	Speed	TopSpeed	laptime	pit	lap	Sect-1	Speed	Sect-2	Speed	Sect-3	Speed	Topspeed	laptime	pit
1	Pit Out		41.594	89.0	43.586			2:07.243		18	33.432		34.094	122.2	39.625		269.3	1:47.151	
2	34.934		34.861	95.7	40.704		261.5	1:50.499		19	32.951		33.509	122.7	39.551		274.1	1:46.011	
3	33.688		34.806	106.9	58.169		268.7	2:06.663		20	33.048		33.913	130.0	40.244		273.4	1:47.205	
4	34.916		34.707	93.1	41.916		266.7	1:51.539		21	33.401		33.631	144.8	40.182		272.7	1:47.214	
5	33.725		34.169	108.4	39.860		271.4	1:47.754		22	33.200		33.517	127.8	39.623		274.8	1:46.340	
6	33.633		34.432	120.1	40.184		272.7	1:48.249		23	33.055		33.187	131.9	39.396		274.1	1:45.638	
7	33.438		34.421	116.6	Pit In		270.7	1:57.900		24	33.364		33.135	135.5	39.734		275.5	1:46.233	
8	Pit Out		34.080	118.6	40.161			9:35.896		25	1:06.478		37.085	119.5	Pit In		274.8	2:35.165	
9	33.255		34.087	120.1	40.158		272.7	1:47.500		26	Pit Out		35.370	119.3	40.143			27:52.934	
10	34.094		34.533	123.7	39.964		273.4	1:48.591		27	33.554		33.432	130.6	39.935		274.1	1:46.921	
11	33.092		33.678	126.2	39.835		274.8	1:46.605		28	33.603		34.482	121.6	40.201		272.7	1:48.286	
12	33.098		33.589	127.1	39.652		273.4	1:46.339		29	33.120		33.684	125.7	39.974		275.5	1:46.778	
13	33.504		33.819	119.5	40.273		274.1	1:47.596		30	33.093		33.634	121.9	39.651		274.8	1:46.378	
14	34.879		34.680	116.8	Pit In		271.4	1:59.709		31	33.111		33.590	120.9	39.418		272.0	1:46.119	
15	Pit Out		38.168	106.5	41.499			34:19.695		32	33.700		33.550	121.6	39.395		271.4	1:46.645	
16	34.102		34.314	126.2	41.971		270.7	1:50.387		33	32.854		33.691	117.5	39.428		274.1	1:45.973	
17	33.346		33.930	119.3	40.482		268.0	1:47.758		34	33.406		37.193	116.5	Pit In		275.5	2:00.852	

9		AF CORSE							Ligier										
lap	Sect-1	Speed	Sect-2	Speed	Sect-3	Speed	TopSpeed	laptime	pit	lap	Sect-1	Speed	Sect-2	Speed	Sect-3	Speed	Topspeed	laptime	pit
1	Pit Out		48.397	67.5	49.759			2:30.536		30	32.927		34.109	100.8	38.023		262.8	1:45.059	
2	42.068		39.734	92.5	47.935		212.6	2:09.737		31	33.021		33.670	104.3	38.012		266.0	1:44.703	
3	37.133		40.936	102.4	41.231		231.8	1:59.300		32	32.764		33.694	105.7	Pit In		264.7	1:56.554	
4	34.846		36.564	114.2	39.813		256.5	1:51.223		33	Pit Out		33.927	111.0	38.290		267.9	7:18.015	
5	34.206		34.068	105.0	39.139		258.4	1:47.413		34	33.771		39.342	103.9	40.041		262.1	1:53.154	
6	33.841		34.889	102.2	39.587		259.0	1:48.317		35	36.033		34.144	104.1	38.588		262.1	1:48.765	
7	33.531		34.220	105.7	38.326		259.6	1:46.077		36	33.069		33.669	102.7	38.357		262.8	1:45.095	
8	33.462		33.621	116.6	38.425		261.5	1:45.508		37	33.112		35.079	101.8	40.339		264.7	1:48.530	
9	33.217		33.278	105.4	38.533		263.4	1:45.028		38	34.622		34.455	101.4	38.578		263.4	1:47.655	
10	33.615		33.779	111.3	38.551		262.1	1:45.945		39	33.243		33.490	108.4	38.429		266.0	1:45.162	
11	35.563		39.122	91.5	Pit In		264.1	2:07.714		40	34.009		33.301	106.9	37.946		264.7	1:45.256	
12	Pit Out		42.410	91.1	42.486			30:06.439		41	32.784		35.251	113.7	38.157		266.7	1:46.192	
13	36.141		36.171	110.3	39.403		250.6	1:51.715		42	32.472		32.992	113.6	37.664		266.7	1:43.128	
14	33.212		33.629	113.2	37.771		260.2	1:44.612		43	32.868		33.033	112.0	38.032		266.7	1:43.933	
15	33.047						263.4	1:44.047		44	32.765		39.188	86.9	Pit In		264.7	2:01.861	
16	32.640		33.334	100.5	38.080		264.7	1:44.054		45	Pit Out		34.034	124.0	37.601			34:44.896	
17	33.170		34.061	116.1	38.621		266.7	1:45.852		46	31.677		31.852	134.2	36.789		262.1	1:40.318	
18	33.375		33.315	110.8	39.103		262.8	1:45.793		47	31.031		31.483	131.9	36.192		266.7	1:38.706	
19	35.821		35.057	114.9	Pit In		258.4	1:56.066		48	30.796		31.399	126.3	36.365		269.3	1:38.560	
20	Pit Out		32.667	127.8	39.380			14:03.405		49	30.821		31.422	134.5	35.810		270.7	1:38.053	
21	31.395		31.606	131.2	36.158		262.8	1:39.159		50	30.816		31.663	130.8	Pit In		271.4	1:45.519	
22	31.124		31.905	128.7	35.901		266.7	1:38.930		51	Pit Out		34.235	116.1	38.248			7:35.908	
23	30.965		31.464	133.8	36.495		266.7	1:38.924		52	33.179		33.584	108.9	37.847		265.4	1:44.610	
24	31.089		31.811	132.7	36.436		267.3	1:39.336		53	32.483		33.051	114.8	37.614		264.1	1:43.148	
25	30.966		31.423	134.5	35.915		267.3	1:38.304		54	32.698		33.043	112.9	37.744		258.4	1:43.485	
26	31.037		31.414	132.5	35.974		268.0	1:38.425		55	32.792		32.877	108.0	38.184		262.8	1:43.853	
27	30.938		31.494	131.9	Pit In		268.7	1:46.626		56	33.071		33.421	114.9	37.404		262.1	1:43.896	
28	Pit Out		39.041	107.9	40.449			47:42.014		57	32.416		33.171	117.6	37.458		268.7	1:43.045	
29	33.785		33.888	105.1	38.410		258.4	1:46.083		58	39.045		37.106	98.4	Pit In		235.8	2:03.784	

11		EUROINTERNATIONAL							Ligier Jsp320										
lap	Sect-1	Speed	Sect-2	Speed	Sect-3	Speed	TopSpeed	laptime	pit	lap	Sect-1	Speed	Sect-2	Speed	Sect-3	Speed	Topspeed	laptime	pit
1	Pit Out		42.767	102.4	45.099			2:09.349		34	32.037		32.911	124.4	38.303		262.8	1:43.251	
2	37.116		37.304	113.2	41.711		223.1	1:56.131		35	32.193		33.244	137.9	37.898		261.5	1:43.335	
3	36.494		35.994	115.9	43.944		253.5	1:56.432		36	32.046		40.313	122.2	Pit In		263.4	2:03.414	
4	34.669		37.788	109.1	40.022		257.8	1:52.479		37	Pit Out		33.957	114.6	38.493			4:22.215	
5	35.458		35.020	111.6	39.762		260.2	1:50.240		38	32.816		33.459	117.3	38.776		261.5	1:45.051	
6	33.540		34.001	116.4	39.037		259.0	1:46.578		39	32.764		33.537	120.1	38.427		261.5	1:44.728	
7	33.242		33.850	115.4	39.074		260.9	1:46.166		40	32.539		33.764	121.3	38.049		262.8	1:44.352	
8	33.779		34.874	116.4	Pit In		261.5	2:04.375		41	32.311		32.819	134.7	38.352		263.4	1:43.482	
9	Pit Out		36.633	102.8	40.999			5:21.963		42	32.449		33.059	115.4	38.239		262.8	1:43.747	
10	36.909		34.759	106.5	39.512		258.4	1:51.180		43	32.753		33.332	124.1	37.878		259.6	1:43.963	
11	34.165		34.721	104.7	40.316		261.5	1:49.202		44	32.710		33.135	111.5	37.763		264.1	1:43.608	
12	36.326		34.448	111.2	39.353		259.0	1:50.127		45	32.036		33.298	118.6	37.713		263.4	1:43.047	
13	33.709		34.034	113.2	38.691		259.6	1:46.434		46	32.251		32.772	117.1	37.737		264.1	1:42.760	
14	34.208		35.860	87.0	Pit In		260.9	1:56.809		47	32.032		33.008	123.4	37.659		264.1	1:42.699	


**PROFESSIONAL TRACK DAYS by KATEYAMA**

Test Day

19 - 20 October 2022

Laps and Sector Times - 19-10-2022 - Morning

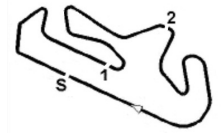
Autodromo Internacional Algarve - 4652 mtr.

15	Pit Out	34.738	125.6	39.301		10:36.834	48	32.253	37.165	107.2	Pit In	264.7	1:58.126	
16	34.516	33.944	119.2	38.756		260.9	1:47.216	49	Pit Out	36.930	99.7	39.348	20:45.670	
17	33.279	33.635	110.5	38.199		260.2	1:45.113	50	32.138	33.147	121.8	37.995	263.4	1:43.280
18	33.047	33.389	123.4	40.015		262.1	1:46.451	51	31.812	33.757	113.1	37.555	264.1	1:43.124
19	33.041	33.271	115.6	38.438		260.2	1:44.750	52	31.647	<u>32.074</u>	132.7	40.424	266.7	1:44.145
20	42.641	45.306	84.4	Pit In		187.8	2:26.841	53	47.148	46.343	83.1	Pit In	165.4	2:37.139
21	Pit Out	34.902	123.4	39.193		5:49.515	54	Pit Out						2:47.131
22	33.048	33.993	117.4	38.428		259.0	1:45.469	55	31.691	32.655	128.3	37.665	263.4	1:42.011
23	32.847	33.734	114.2	38.902		259.6	1:45.483	56	<u>31.557</u>	32.452	125.9	37.510	263.4	1:41.519
24	32.647	33.492	118.0	38.517		262.8	1:44.656	57	31.790	32.213	132.5	<u>37.402</u>	264.7	<u>1:41.405</u>
25	32.331	33.389	114.4	38.094		261.5	1:43.814	58	31.815	32.537	130.4	Pit In	265.4	1:52.284
26	32.353					262.1	1:43.752	59	Pit Out	33.567	119.2	41.419		4:30.834
27	32.679	33.063	125.9	38.672		261.5	1:44.414	60	32.159	32.888	121.6	37.455	265.4	1:42.502
28	33.546	39.154	116.5	Pit In		261.5	2:05.871	61	31.930	32.856	125.1	37.828	266.0	1:42.614
29	Pit Out	39.403	108.4	43.556		21:55.961	62	32.021	33.056	119.2	38.333	<u>267.3</u>	1:43.410	
30	32.882	33.398	121.2	38.049		257.8	1:44.329	63	32.333	32.984	126.2	37.761	266.0	1:43.078
31	32.196	33.699	119.9	38.326		259.6	1:44.221	64	31.999	32.913	117.5	37.814	266.7	1:42.726
32	32.267	33.080	128.4	38.290		260.2	1:43.637	65	33.337	33.452	113.2	39.225	<u>267.3</u>	1:46.014
33	32.147	32.911	130.9	37.964		261.5	1:43.022	66	33.899	34.102	120.5	Pit In	264.1	1:54.713

13 TDS RACING										Duqueine M30 - D08									
lap	Sect-1	Speed	Sect-2	Speed	Sect-3	Speed	TopSpeed	laptime	pit	lap	Sect-1	Speed	Sect-2	Speed	Sect-3	Speed	Topspeed	laptime	pit
1	Pit Out		34.978	111.7	38.163			1:47.868		24	32.174		33.593	119.9	38.378		268.0	1:44.145	
2	32.340		32.955	120.9	36.840		269.3	1:42.135		25	32.202		33.727	<u>131.4</u>	38.069		268.0	1:43.998	
3	31.678		32.112	123.9	36.474		260.9	1:40.264		26	31.919		34.661	98.6	39.201		267.3	1:45.781	
4	31.261		31.853	128.6	36.035		270.0	1:39.149		27	33.325		33.970	122.4	38.896		267.3	1:46.191	
5	31.419		31.832	127.4	35.948		272.7	1:39.199		28	32.137		33.328	115.3	38.143		268.7	1:43.608	
6	31.071		31.588	128.9	36.130		272.0	1:38.789		29	32.009		33.064	115.1	37.753		270.7	1:42.826	
7	31.256		32.126	125.7	38.402		269.3	1:41.784		30	31.799		34.337	122.7	Pit In		269.3	1:54.473	
8	31.055		<u>31.439</u>	130.3	<u>35.861</u>		273.4	<u>1:38.355</u>		31	Pit Out		35.462	111.5	39.659			33:16.642	
9	<u>31.007</u>		48.901	109.1	Pit In		271.4	2:10.200		32	32.517		33.443	113.9	37.871		266.0	1:43.831	
10	Pit Out		40.273	92.9	44.015			12:21.105		33	32.001		33.536	111.1	37.990		272.0	1:43.527	
11	35.159		36.209	98.7	40.192		260.9	1:51.560		34	31.885		34.415	116.9	37.786		271.4	1:44.086	
12	33.302		34.484	115.9	38.999		264.1	1:46.785		35	31.545		33.052	117.4	38.406		270.0	1:43.003	
13	32.395		34.248	112.1	38.576		268.0	1:45.219		36	32.531		32.869	112.5	39.521		270.7	1:44.921	
14	32.455		33.534	116.5	38.918		270.0	1:44.907		37	31.944		32.743	114.4	38.831		269.3	1:43.518	
15	32.829		33.661	119.1	38.491		268.7	1:44.981		38	32.631		33.354	119.9	Pit In		274.8	1:56.186	
16	32.368		48.952	120.3	38.787		268.0	2:00.107		39	Pit Out		35.980	106.6	39.464			32:50.063	
17	32.722		34.470	114.9	38.563		269.3	1:45.755		40	32.996		36.194	114.9	38.202		<u>280.5</u>	1:47.392	
18	32.351		33.488	111.7	38.834		268.0	1:44.673		41	32.186		34.019	108.1	38.223		269.3	1:44.428	
19	32.269		34.915	115.6	37.723		270.7	1:44.907		42	31.876		33.240	121.1	37.298		264.7	1:42.414	
20	34.637		33.591	121.5	Pit In		271.4	2:00.497		43	32.630		34.138	117.3	37.870		272.0	1:44.638	
21	Pit Out		35.356	108.8	39.577			36:22.001		44	34.653		38.254	104.0	40.298		272.7	1:53.205	
22	33.026		34.069	110.4	38.804		264.7	1:45.899		45	32.543		33.927	113.7	Pit In		269.3	1:56.153	
23	32.458		33.685	107.4	38.127		268.0	1:44.270		46									

14 INTER EUROPOL COMPETITION									
lap	Sect-1	Speed	Sect-2	Speed	Sect-3	Speed	TopSpeed	laptime	pit
1	Pit Out		34.312	113.7	Pit In			1:54.553	
2	Pit Out		33.359	116.9	37.474			12:23.267	
3	32.279		32.785	122.2	36.949		264.1	1:42.013	
4	31.786		32.140	128.1	37.019		268.0	1:40.945	
5	33.538		32.235	124.1	36.654		269.3	1:42.427	
6	31.604		32.523	124.4	36.433		270.7	1:40.560	
7	31.482		33.033	121.6	36.429		270.7	1:40.944	
8	31.906		32.265	124.3	36.703		270.0	1:40.874	
9	32.105						270.7	1:41.069	
10	31.590		32.420	124.3	36.868		270.0	1:40.878	
11	31.755		32.512	118.9	Pit In		268.0	1:49.211	
12	Pit Out		34.216	112.5	38.359			5:04.495	
13	32.405		33.470	118.4	37.631		268.0	1:43.506	
14	34.884		33.259	117.4	37.306		269.3	1:45.449	
15	31.899		32.765	124.1	36.951		268.7	1:41.615	
16	31.545		32.603	121.9	36.802		270.0	1:40.950	
17	31.746		32.339	127.4	36.630		270.7	1:40.715	
18	31.667		32.399	126.5	36.938		270.7	1:41.004	
19	31.636		55.449	94.8	Pit In		271.4	2:15.583	
20	Pit Out		33.709	118.6	37.647			51:51.144	





PROFESSIONAL TRACK DAYS by KATEYAMA

Test Day

19 - 20 October 2022

Laps and Sector Times - 19-10-2022 - Morning

Autodromo Internacional Algarve - 4652 mtr.

21	32.073	32.599	112.9	36.901	269.3	1:41.573	47	31.680	32.561	122.9	36.489	270.0	1:40.730
22	31.729	32.639	112.4	39.213	272.0	1:43.581	48	33.018	32.884	126.3	36.677	259.6	1:42.579
23	31.918	32.759	117.1	37.548	272.7	1:42.225	49	31.695	32.414	127.8	39.832	272.0	1:43.941
24	31.720	32.653	118.8	36.586	272.7	1:40.959	50	32.179	32.389	130.6	38.590	265.4	1:43.158
25	31.421	32.370	118.6	36.574	272.0	1:40.365	51	32.476	32.647	127.8	36.777	263.4	1:41.900
26	31.282	32.401	121.6	Pit In	272.7	1:47.225	52	32.254	33.991	105.3	Pit In	271.4	1:55.237

19 ALGARVE PRO RACING									Oreca										
lap	Sect-1	Speed	Sect-2	Speed	Sect-3	Speed	TopSpeed	laptime	pit	lap	Sect-1	Speed	Sect-2	Speed	Sect-3	Speed	Topspeed	laptime	pit
1	Pit Out		33.456	126.3	37.995			1:44.950		28	28.993		29.890	136.5	34.589		285.7	1:33.472	
2	34.942		33.172	123.1	36.973		276.9	1:45.087		29	28.884		30.167	139.4	33.838		285.7	1:32.889	
3	30.765		31.442	132.4	35.641		280.5	1:37.848		30	28.904		29.940	140.1	Pit In		287.2	1:41.482	
4	30.614		31.317	139.0	36.084		283.5	1:38.015		31		36.118	109.1	37.445			29	13.363	
5	30.758		31.304	136.9	39.777		282.0	1:41.839		32	29.169		30.148	139.2	34.419		285.7	1:33.736	
6	30.860		31.193	134.2	35.537		282.0	1:37.590		33	32.000		31.461	124.4	38.193		288.8	1:41.654	
7	32.613		33.733	113.6	Pit In		281.3	1:55.823		34	29.019		30.151	133.3	35.603		286.5	1:34.773	
8	Pit Out		35.250	105.6	39.079			18:46.861		35	29.228		30.052	141.7	33.994		285.7	1:33.274	
9	31.082		31.812	129.5	34.934		282.0	1:37.828		36	29.021		30.332	121.1	35.362		287.2	1:34.715	
10	30.031		31.352	119.6	35.074		285.7	1:36.457		37	28.974		29.865	139.0	33.824		287.2	1:32.663	
11	29.636		30.719	132.5	34.526		286.5	1:34.881		38	29.549		30.432	144.0	Pit In		288.0	1:40.327	
12	30.126		30.984	137.4	36.166		286.5	1:37.276		39	Pit Out		32.573	126.2	39.336			6:52.095	
13	29.624		31.115	117.6	36.645		287.2	1:37.384		40	29.210		29.864	144.6	33.509		287.2	1:32.583	
14	29.646		30.685	126.5	35.021		279.8	1:35.352		41	29.012		29.825	145.4	33.639		288.0	1:32.476	
15	29.231		30.231	136.4	Pit In		287.2	1:44.040		42	29.790		30.873	121.2	35.085		289.5	1:35.748	
16	Pit Out		33.202	120.4	36.689			24:15.012		43	30.725		36.214	122.4	Pit In		290.3	1:49.645	
17	29.355		30.501	145.0	34.214		288.0	1:34.070		44	Pit Out		34.877	132.7	37.016			14:41.624	
18	29.274		30.751	132.8	34.896		286.5	1:34.921		45	31.355		31.803	125.4	35.952		282.7	1:39.110	
19	29.599		44.277	108.0	37.743		287.2	1:51.619		46	31.791		35.544	121.1	36.425		285.0	1:43.760	
20	29.234		30.263	137.1	34.313		285.7	1:33.810		47	30.795		31.862	124.0	35.460		282.7	1:38.117	
21	29.127		30.880	134.5	34.409		286.5	1:34.416		48	30.546		32.290	119.7	36.014		283.5	1:38.850	
22	29.539		29.962	141.4	34.100		286.5	1:33.601		49	30.527		33.297	106.3	37.747		282.7	1:41.571	
23	29.085		30.080	147.9	34.536		286.5	1:33.701		50	30.655		33.466	118.2	36.639		284.2	1:40.760	
24	29.043		30.189	128.6	35.106		288.0	1:34.338		51	30.804		31.222	134.8	35.753		281.3	1:37.779	
25	30.280		31.849	130.0	Pit In		287.2	1:47.360		52	30.251		31.161	132.8	35.230		282.7	1:36.642	
26	Pit Out		36.666	118.9	37.729			38:42.549		53	30.711		30.969	140.8	35.748		285.0	1:37.428	
27	29.319		30.090	137.2	34.077		285.7	1:33.486		54	31.663		32.991	119.2	Pit In		281.3	1:49.781	

22 UNITED AUTOSPORT									Oreca										
lap	Sect-1	Speed	Sect-2	Speed	Sect-3	Speed	TopSpeed	laptime	pit	lap	Sect-1	Speed	Sect-2	Speed	Sect-3	Speed	Topspeed	laptime	pit
1	Pit Out		34.348	118.3	36.384			1:45.052		57	31.818		32.050	134.8	35.301		258.4	1:39.169	
2	31.203		32.563	138.8	35.093		278.4	1:38.859		58	31.626		31.449	136.2	35.104		280.5	1:38.179	
3	30.363		30.877	137.6	34.560		280.5	1:35.800		59	30.184		32.031	137.4	35.011		280.5	1:37.226	
4	30.373		30.466	141.7	34.448		282.7	1:35.287		60	29.863		31.935	143.2	36.295		282.0	1:38.093	
5	29.690		30.518	143.4	34.309		282.0	1:34.517		61	29.806		30.579	139.0	34.690		281.3	1:35.075	
6	29.901		30.499	144.0	34.134		282.0	1:34.534		62	29.497		30.445	141.5	34.784		282.7	1:34.726	
7	29.557		30.264	144.2	34.137		283.5	1:33.958		63	29.633		30.719	134.7	34.482		283.5	1:34.834	
8	29.541		30.576	140.8	34.171		283.5	1:34.288		64	31.661		32.347	125.4	Pit In		284.2	1:48.552	
9	29.391		30.719	140.3	Pit In		282.7	1:41.117		65	Pit Out		33.572	128.7	37.623			5:27.709	
10	Pit Out		33.141	130.1	35.443			8:11.963		66	30.269		30.915	138.1	35.742		279.1	1:36.926	
11	30.481		30.729	141.0	34.172		282.0	1:35.382		67	30.347		31.186	137.2	34.877		282.7	1:36.410	
12	29.411		30.118	145.2	33.997		282.7	1:33.526		68	29.498		30.424	136.5	34.130		282.0	1:34.052	
13	29.352		30.431	146.3	34.005		283.5	1:33.788		69	30.160		30.518	134.5	35.137		282.7	1:35.815	
14	29.747		29.961	151.9	34.115		283.5	1:33.823		70	29.532		30.737	132.4	35.613		285.7	1:35.882	
15	30.496		30.342	141.9	34.145		284.2	1:34.983		71	29.444		30.379	139.2	34.100		284.2	1:33.923	
16	29.294		29.923	148.1	34.141		283.5	1:33.358		72	29.428		30.515	132.5	34.550		284.2	1:34.493	
17	29.148		29.935	148.1	34.107		284.2	1:33.190		73	29.464		30.805	135.5	Pit In		283.5	1:48.237	
18	29.313		30.028	145.7	Pit In		282.7	1:39.415		74	Pit Out		30.354	134.7	34.162		281.3	6:15.792	
19	Pit Out		33.124	133.2	35.696			5:25.744		75	29.430		33.087	133.8	34.356		282.7	1:36.873	
20	30.309		31.633	142.7	34.691		280.5	1:36.633		76	30.426		30.373	136.2	34.054		284.2	1:34.853	
21	29.583		30.436	139.7	35.074		282.0	1:35.093		77	31.168		30.423	134.7	34.193		283.5	1:35.784	
22	29.403		30.073	147.7	34.160		282.7	1:33.636		78	29.458		31.005	132.8	34.403		283.5	1:34.866	
23	29.253		30.039	148.4	34.091		285.7	1:33.383		79	29.273		30.214	131.7	34.207		283.5	1:33.694	
24	29.677		30.253	142.5	Pit In		284.2	1:46.678		80	30.232		30.635	135.0	34.173		285.0	1:35.040	
25	Pit Out		30.877	146.3	34.771			4:24.390		81	29.311		30.541	145.9	34.643		285.0	1:34.495	
26	29.766		30.219	148.8	34.461		281.3	1:34.446		82	29.276		30.189	132.5	34.157		284.2	1:33.622	
27	29.361		31.197	144.8	Pit In		282.7	1:40.974		83	29.164		30.370	132.2	33.983		286.5	1:33.517	
28	Pit Out		32.612	135.2	35.221			6:16.155		84	29.239		30.574	135.2	35.003		285.0	1:34.816	
29	29.798		30.452	143.2	34.259		280.5	1:34.509		85	29.675		30.111	135.7	33.982		285.7	1:33.768	

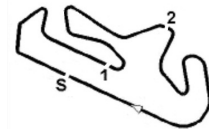



**PROFESSIONAL TRACK DAYS by KATEYAMA**
**Test Day**
**19 - 20 October 2022**
**Laps and Sector Times - 19-10-2022 - Morning**
**Autodromo Internacional Algarve - 4652 mtr.**

30	29.403				282.7	1:34.298	86	29.524	30.185	137.6	35.605	285.7	1:35.314
31	29.170	30.205	129.7	34.964	283.5	1:34.339	87	29.557	30.801	134.8	Pit In	279.1	1:41.641
32	29.443	30.432	141.2	39.914	282.7	1:39.789	88	Pit Out	32.676	127.4	35.410		4:31.388
33	29.131	30.015	138.5	34.509	282.0	1:33.655	89	29.828	30.780	139.7	34.909	280.5	1:35.517
34	29.209	30.059	150.2	34.220	283.5	1:33.488	90	30.127	30.488	133.7	34.460	282.0	1:35.075
35	29.482	30.651	137.8	35.065	282.7	1:35.198	91	30.378	30.469	133.8	34.470	283.5	1:35.317
36	32.631	31.768	143.8	Pit In	285.0	1:44.608	92	31.719	30.430	138.5	34.215	283.5	1:36.364
37	Pit Out	32.834	134.0	35.260		5:04.603	93	29.439	30.106	139.2	34.237	283.5	1:33.782
38	29.978	30.697	146.9	34.774	279.1	1:35.449	94	29.415	30.089	136.7	34.146	283.5	1:33.650
39	29.334	30.386	146.3	33.994	284.2	1:33.714	95	29.291	30.053	138.6	34.052	285.7	1:33.396
40	29.278	30.832	144.0	34.136	281.3	1:34.246	96	29.720	31.163	133.0	34.266	285.0	1:35.149
41	29.132	29.985	146.5	34.028	282.7	1:33.145	97	29.667	31.754	138.1	34.356	285.7	1:35.777
42	29.122	<u>29.921</u>	147.5	34.165	282.7	1:33.208	98	29.199	30.296	132.5	33.944	284.2	1:33.439
43	29.203	29.957	143.6	34.001	283.5	1:33.161	99	29.321	30.186	140.3	34.814	283.5	1:34.321
44	29.339	30.226	143.0	34.264	282.7	1:33.829	100	29.759	30.438	134.2	34.185	282.0	1:34.382
45	29.452	30.491	143.0	Pit In	283.5	1:40.737	101	30.748	30.350	134.2	34.188	285.0	1:35.286
46	Pit Out	32.805	135.3	36.067		7:16.564	102	30.908	31.294	125.6	36.517	284.2	1:38.719
47	30.639	32.005	149.2	34.752	282.0	1:37.396	103	29.199	30.003	139.7	34.135	285.0	1:33.337
48	29.393	30.085	145.0	34.313	282.0	1:33.791	104	29.838	30.774	135.0	34.224	283.5	1:34.836
49	29.693	30.258	147.7	34.336	284.2	1:34.287	105	29.346	30.553	135.5	34.151	284.2	1:34.050
50	29.555	30.194	142.9	34.157	283.5	1:33.906	106	29.259	30.057	134.8	35.116	284.2	1:34.432
51	29.249	29.957	144.8	34.082	284.2	1:33.288	107	29.244	30.188	136.4	34.686	280.5	1:34.118
52	29.217	30.000	146.3	34.015	284.2	1:33.232	108	29.195	30.191	138.6	33.946	285.0	1:33.332
53	29.363	29.959	144.8	34.126	285.0	1:33.448	109	29.277	29.989	136.7	<u>33.850</u>	284.2	1:33.116
54	29.217	31.464	144.6	34.313	285.7	1:34.994	110	<u>29.087</u>	29.964	135.7	33.963	285.7	<u>1:33.014</u>
55	29.296	32.359	139.0	Pit In	284.2	1:41.808	111	29.857	31.674	124.9	Pit In	<u>288.0</u>	1:44.737
56	Pit Out	34.066	118.4	38.903		6:51.102	112						

22 MI KANEK MOTORSPORT										Lamborghini Huracan St									
lap	Sect-1	Speed	Sect-2	Speed	Sect-3	Speed	TopSpeed	laptime	pit	lap	Sect-1	Speed	Sect-2	Speed	Sect-3	Speed	Topspeed	laptime	pit
1	Pit Out		46.619		50.151			2:22.623		27	36.852		36.497		43.070		270.0	1:56.419	
2	39.950		39.308		44.791		255.3	2:04.049		28	35.887		37.463		Pit In		269.3	2:05.744	
3	38.513		42.880		44.681		261.5	2:06.074		29	Pit Out		35.818		42.572			4:41.906	
4	38.709		38.162		44.674		265.4	2:01.545		30	34.315		35.754		42.318		268.7	1:52.387	
5	38.840		37.917		45.226		268.7	2:01.983		31	33.952		35.495		41.211		272.0	1:50.658	
6	37.633		37.607		43.570		258.4	1:58.810		32	33.953						271.4	2:48.299	
7	36.132		36.785		42.886		270.0	1:55.803		33	45.576		46.218		Pit In		173.1	2:38.151	
8	37.179		38.907		43.951		269.3	2:00.037		34					43.264			3:21.801	
9	36.283		36.705		43.183		266.0	1:56.171		35	38.711		37.043		41.372		261.5	1:57.126	
10	36.120		37.216		Pit In		269.3	2:06.198		36	34.282		34.748		Pit In		<u>274.1</u>	2:54.617	
11	Pit Out		42.482		47.276			4:57.361		37	Pit Out		41.440		45.988			35:36.756	
12	38.538		39.650		45.122		233.8	2:03.310		38	35.905		36.200		42.733		272.7	1:54.838	
13	37.320		38.899		44.094		264.1	2:00.313		39	35.394		35.895		42.583		270.7	1:53.872	
14	36.264						265.4	1:57.670		40	35.331		35.465		42.606		273.4	1:53.402	
15	36.689		38.004		42.203		270.0	1:56.896		41	36.828		36.391		43.923		220.4	1:57.142	
16	34.839							1:54.885		42	35.813		36.024		42.717		269.3	1:54.554	
17	34.522		36.353		42.901			1:53.776		43	35.301		35.904		42.426		266.7	1:53.631	
18	34.447						271.4	1:52.374		44	35.354		37.076		Pit In		269.3	2:05.529	
19	34.549						270.7	1:52.321		45	Pit Out		36.949		42.533			5:44.578	
20	35.041		35.941		Pit In			2:12.006		46	33.906		35.079		<u>40.679</u>			1:49.664	
21	Pit Out		43.196		46.709			19:51.933		47	33.900		35.805		43.996		273.4	1:53.701	
22	39.621		37.207		43.657		263.4	2:00.485		48	33.772		<u>34.639</u>		40.703		<u>274.1</u>	<u>1:49.114</u>	
23	35.927		36.322		43.323		<u>274.1</u>	1:55.572		49	<u>33.524</u>		35.763		41.081		273.4	1:50.368	
24	35.626		36.685		42.556		269.3	1:54.867		50	33.627		35.245		1:16.811			2:25.683	
25	35.041		35.859		41.874		272.0	1:52.774		51	34.176		35.032		Pit In		271.4	2:00.309	
26	35.494		35.766		42.912		270.0	1:54.172		52									

28 BONDUEL RACING										Lamborghini Huracan St									
lap	Sect-1	Speed	Sect-2	Speed	Sect-3	Speed	TopSpeed	laptime	pit	lap	Sect-1	Speed	Sect-2	Speed	Sect-3	Speed	Topspeed	laptime	pit
1	Pit Out		42.738	92.3	44.597			2:07.919		19	Pit Out		33.938	130.3	39.046			7:32.484	
2	37.524		40.827		41.805		268.0	2:00.156		20	32.461		32.859	120.8	38.519		281.3	1:43.839	
3	34.013		34.923	117.9	40.889		273.4	1:49.825		21	32.231		32.760	120.9	38.296		274.8	1:43.287	
4	33.206		34.003	<u>135.3</u>	39.784		273.4	1:46.993		22	32.597		33.148	124.0	38.500		286.5	1:44.245	
5	32.621		33.657	119.5	Pit In		279.1	1:53.259		23	31.980		32.718	123.6	<u>38.071</u>		281.3	<u>1:42.769</u>	
6	Pit Out		34.621	119.9	40.174			18:42.135		24	<u>31.884</u>		34.055	94.7	39.527		279.8	1:45.466	
7	33.196		34.709	114.6	39.266		274.1	1:47.171		25	32.209		33.128		Pit In		285.0	1:51.359	
8	32.652		33.324	119.5	39.444		282.0	1:45.420		26	Pit Out		35.669	111.1	40.414			1:17:16.253	
9	32.312		33.336	123.0	38.668		279.1	1:44.316		27	32.814		33.310	111.7	38.867		274.8	1:44.991	



PROFESSIONAL TRACK DAYS by KATEYAMA

Test Day

19 - 20 October 2022

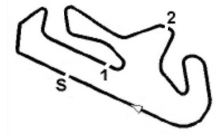
Laps and Sector Times - 19-10-2022 - Morning

Autodromo Internacional Algarve - 4652 mtr.

10	32.440	33.666	116.0	38.621	276.9	1:44.727	28	32.592	32.970	115.5	38.930	281.3	1:44.492
11	32.369	33.038	121.8	38.690	283.5	1:44.097	29	32.376	32.746	124.4	38.837	278.4	1:43.959
12	32.449	33.101	115.1	Pit In	278.4	1:50.485	30	32.278	32.881	121.2	38.697	268.7	1:43.856
13	Pit Out	34.277	118.6	40.083		10:14.098	31	32.603	32.903	118.6	38.230	259.6	1:43.736
14	32.467	33.442	113.1	40.172	279.8	1:46.081	32	32.102	32.725	120.4	Pit In	282.0	1:50.279
15	32.486	33.168	118.0	38.522	278.4	1:44.176	33	Pit Out	33.836	119.2	38.997		5:17.376
16	32.222	33.035	117.1	38.406	274.1	1:43.663	34	32.017	<u>32.641</u>	123.9	38.207	278.4	1:42.865
17	31.975	32.883	120.1	38.380	<u>288.0</u>	1:43.238	35	33.877	33.336	122.3	39.194	278.4	1:46.407
18	34.171	33.806	113.2	Pit In	270.7	1:53.870	36	32.438	32.970	122.0	Pit In	282.0	1:50.816

31	TDS RACING								Oreca 07											
lap	Sect-1	Speed	Sect-2	Speed	Sect-3	Speed	TopSpeed	laptime	pit	lap	Sect-1	Speed	Sect-2	Speed	Sect-3	Speed	Topspeed	laptime	pit	
1	Pit Out		44.355	96.3	45.695			2:12.132		48	31.006		31.282	123.7	35.653		276.9	1:37.941		
2	35.564		35.642	116.5	39.260		240.5	1:50.466		49	30.279		31.689	126.5	36.337		285.0	1:38.305		
3	32.296		33.476	120.1	36.568		279.1	1:42.340		50	30.279		31.242	126.8	35.164		285.0	1:36.685		
4	30.601		32.092	127.4	35.329		280.5	1:38.022		51	29.996		31.008	131.1	35.070		284.2	1:36.074		
5	30.193		31.606	130.8	34.926		283.5	1:36.725		52	30.172		31.052	125.4	34.908		285.0	1:36.132		
6	30.059		31.009	137.4	34.801		284.2	1:35.869		53	29.994		31.034	125.6	34.934		285.0	1:35.962		
7	30.837		31.386	127.1	35.024		285.0	1:37.247		54	30.160		31.402	125.6	Pit In		285.7	1:41.755		
8	29.851		30.924	128.9	35.176		287.2	1:35.951		55	Pit Out		32.267	133.5	35.861			9:19.861		
9	29.932		30.651	133.2	34.765		285.0	1:35.348		56	30.412		30.628	142.3	34.786		283.5	1:35.826		
10	29.551		30.695	131.5	34.669		284.2	1:34.915		57	29.403		30.429	144.8	34.608		283.5	1:34.440		
11	29.433		30.313	133.0	34.612		284.2	1:34.358		58	30.269		30.408	134.7	34.338		284.2	1:35.015		
12	29.461		30.485	133.5	Pit In		286.5	1:41.976		59	29.344		30.132	138.6	34.271		285.7	1:33.747		
13	Pit Out		33.834	115.3	37.148			6:29.285		60	29.344		30.120	<u>148.1</u>	34.367		285.0	1:33.831		
14	31.052		31.868	116.3	36.039		282.0	1:38.959		61	29.194		31.016	140.6	34.283		285.7	1:34.493		
15	30.495		31.443	124.0	35.769		283.5	1:37.707		62	29.275		31.723	134.8	34.236		286.5	1:35.234		
16	30.480		31.151	130.1	35.809		282.7	1:37.440		63	29.512		30.107	140.4	34.164		285.7	1:33.783		
17	30.245		31.385	117.0	35.442		284.2	1:37.072		64	30.044		31.878	134.8	Pit In		288.0	1:44.501		
18	30.147		31.402	119.9	36.081		283.5	1:37.630		65	Pit Out		30.987	140.1	34.529			6:59.071		
19	30.169		31.569	130.9	35.543		284.2	1:37.281		66	<u>29.060</u>		<u>29.843</u>	142.5	<u>33.919</u>		285.7	<u>1:32.822</u>		
20	30.978		31.012	128.3	35.156		285.7	1:37.146		67	31.483		31.460	134.3	35.571		286.5	1:38.514		
21	30.025		30.623	133.7	35.321		285.0	1:35.969		68	29.180		30.052	146.9	34.378		287.2	1:33.610		
22	30.042		30.716	127.5	34.985		283.5	1:35.743		69	29.397		30.510	139.2	Pit In		287.2	1:40.654		
23	29.953		31.421	126.9	36.567		285.7	1:37.941		70	Pit Out		32.674	122.4	35.895			18:42.428		
24	31.073		31.479	121.5	Pit In		279.8	1:45.630		71	30.311		31.620	132.0	36.265		283.5	1:38.196		
25	Pit Out		33.282	121.8	36.032			11:07.454		72	30.219		31.209	129.0	35.404		284.2	1:36.832		
26	31.028		31.758	128.0	35.285		278.4	1:38.071		73	30.149		31.621	124.0	35.280		285.0	1:37.050		
27	30.554		31.718	126.3	35.011		282.0	1:37.283		74	30.178		31.011	124.9	35.162		285.0	1:36.351		
28	30.579		32.641	122.3	35.192		282.7	1:38.412		75	30.120		30.936	123.9	35.005		284.2	1:36.061		
29	30.301		31.238	128.6	34.976		284.2	1:36.515		76	29.932		31.227	133.3	35.630		284.2	1:36.789		
30	29.968		30.980	124.7	36.756		285.0	1:37.704		77	29.914		31.051	124.6	37.691		285.7	1:38.656		
31	31.633						281.3	1:37.449		78	30.173		31.059	121.3	34.885		279.1	1:36.117		
32	30.028		30.880	122.4	35.262		285.7	1:36.170		79	29.944		30.917	125.6	34.910		285.0	1:35.771		
33	29.965		30.927	126.6	34.595		285.7	1:35.487		80	31.970		30.818	132.8	35.088		288.0	1:37.876		
34	29.522		30.611	129.3	34.710		284.2	1:34.843		81	30.263		31.567	117.4	Pit In		287.2	1:47.430		
35	29.652		31.024	129.0	Pit In		285.0	1:43.542		82	Pit Out		31.670	130.4	35.188			8:28.590		
36	Pit Out		32.982	133.0	36.886			7:26.140		83	29.716		30.732	133.2	34.888		284.2	1:35.336		
37	32.685		31.066	135.7	34.879		283.5	1:38.630		84	29.655		30.574	132.8	34.640		285.0	1:34.869		
38	29.544		30.671	139.5	34.682		284.2	1:34.897		85	29.565		30.717	130.4	34.329		285.7	1:34.611		
39	29.477		30.388	136.7	34.305		285.0	1:34.170		86	29.481		30.567	132.2	34.262		286.5	1:34.310		
40	29.502		43.490	112.4	37.555		285.7	1:50.547		87	29.740		30.424	132.8	34.652		284.2	1:34.816		
41	29.470		30.328	141.7	34.260		285.0	1:34.058		88	29.584		31.178	131.4	35.262		287.2	1:36.024		
42	29.447		29.991	147.5	34.356		286.5	1:33.794		89	29.672		31.067	130.1	34.531		285.0	1:35.270		
43	29.254		30.205	135.0	35.483		287.2	1:34.942		90	29.404		30.319	134.3	34.391		287.2	1:34.114		
44	29.387		30.289	142.9	34.410		285.0	1:34.086		91	29.417		30.113	135.2	34.202		286.5	1:33.732		
45	29.288		30.003	143.0	34.205		286.5	1:33.496		92	29.338		29.971	133.8	34.112		285.7	1:33.421		
46	29.277		30.129	146.9	Pit In		285.7	1:38.689		93	29.744		30.603	129.5	Pit In		<u>288.8</u>	1:41.489		
47	Pit Out		33.425	123.7	36.807			6:22.162		94										

33	TEAM VIRAGE								Ligier Jsp320										
lap	Sect-1	Speed	Sect-2	Speed	Sect-3	Speed	TopSpeed	laptime	pit	lap	Sect-1	Speed	Sect-2	Speed	Sect-3	Speed	Topspeed	laptime	pit
1	Pit Out		36.021	102.6	38.568			1:52.194		47	31.457		32.232	122.0	36.238		269.3	1:39.927	
2	32.777		32.920	130.1	36.719		262.1	1:42.416		48	31.387		32.233	123.3	36.015		<u>272.0</u>	1:39.635	
3	31.402		31.958	124.1	36.291		268.7	1:39.651		49	31.363		32.038	125.9	36.191		270.7	1:39.592	
4	31.270		31.561	133.8	36.396		268.0	1:39.227		50	31.293		31.767	128.7	36.391		268.7	1:39.451	
5	31.121		32.045	137.6	36.840		268.7	1:40.006		51	31.378		31.882	127.8	36.478		270.0	1:39.738	
6	31.555		31.612	133.5	36.058		267.3	1:39.225		52	31.540		32.195	124.0	36.286		271.4	1:40.021	



**PROFESSIONAL TRACK DAYS by KATEYAMA**

Test Day

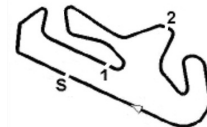
19 - 20 October 2022

Laps and Sector Times - 19-10-2022 - Morning

Autodromo Internacional Algarve - 4652 mtr.

7	30.942	31.553	134.5	36.382	269.3	1:38.877	53	31.259	31.928	127.7	36.203	270.7	1:39.390
8	31.090	31.603	135.8	Pit In	270.0	1:45.180	54	31.145	32.315	126.0	Pit In	270.7	1:47.318
9	Pit Out	34.243	117.9	37.126		5:03.336	55	Pit Out	34.119	120.9	37.427		15:22.556
10	31.447	32.639	120.5	36.426	268.0	1:40.512	56	32.142	31.953	130.9	36.528	263.4	1:40.623
11	31.158	31.515	133.2	36.008	269.3	1:38.681	57	31.619	31.771	132.2	36.489	267.3	1:39.879
12	30.719	31.159	135.3	35.788	269.3	1:37.666	58	31.074	31.739	130.9	36.133	268.0	1:38.946
13	30.640	31.204	136.0	36.283	269.3	1:38.127	59	31.188	31.637	130.9	36.136	268.0	1:38.961
14	30.677	31.060	135.5	35.806	270.7	1:37.543	60	31.030	31.581	133.0	36.204	268.7	1:38.815
15	30.653	31.157	135.2	35.797	270.7	1:37.607	61	33.421	31.652	131.5	36.308	269.3	1:41.381
16	30.731	31.654	134.7	Pit In	270.0	1:44.657	62	31.028	31.364	133.7	36.228	269.3	1:38.620
17	Pit Out	32.348	123.9	36.272		7:16.429	63	31.128	31.629	130.6	36.179	269.3	1:38.936
18	31.280	32.023	114.9	36.247	267.3	1:39.550	64	31.026	31.597	132.4	Pit In	270.0	1:45.263
19	31.899	32.036	126.3	36.260	268.0	1:40.195	65	Pit Out	32.869	124.3	36.399		4:30.196
20	31.119	32.192	125.3	36.480	270.0	1:39.791	66	32.898	32.614	128.1	36.422	270.7	1:41.934
21	31.297	32.347	135.5	36.386	268.7	1:40.030	67	31.383	32.946	128.6	36.578	269.3	1:40.907
22	31.104	32.264	135.7	36.334	268.7	1:39.702	68	31.480	31.898	139.4	36.513	268.7	1:39.891
23	31.300	32.034	123.7	Pit In	269.3	1:48.015	69	31.340	31.647	128.3	36.255	270.0	1:39.242
24	Pit Out	33.621	125.6	36.335		6:37.169	70	31.248	31.824	135.0	36.317	270.7	1:39.389
25	31.638	31.967	129.3	36.273	267.3	1:39.878	71	31.424	31.818	136.0	36.346	271.4	1:39.588
26	31.268	31.959	131.2	36.275	268.0	1:39.502	72	31.204	32.644	122.9	36.128	270.7	1:39.976
27	31.366	31.801	133.2	36.873	268.7	1:40.040	73	31.325	31.472	128.3	36.199	269.3	1:38.996
28	31.043	31.638	130.4	36.318	268.0	1:38.999	74	31.994	32.117	132.7	Pit In	271.4	1:45.226
29	31.081	31.873	128.7	36.342	268.0	1:39.296	75	Pit Out	32.229	129.3	36.501		5:22.302
30	31.416	32.402	120.3	38.519	268.7	1:42.337	76	31.478	31.620	135.3	36.177	268.0	1:39.275
31	31.216				268.0	1:39.367	77	31.339	32.244	132.2	37.564	268.7	1:41.147
32	31.793	32.009	126.3	Pit In	269.3	1:46.189	78	31.246	31.787	129.8	36.322	266.7	1:39.355
33	Pit Out	32.774	125.9	36.860		46:07.545	79	31.080	31.735	129.3	36.257	270.0	1:39.072
34	31.343	31.801	129.3	36.464	265.4	1:39.608	80	31.018	31.710	131.1	36.274	269.3	1:39.002
35	31.163	31.809	130.4	36.187	267.3	1:39.159	81	31.102	31.869	129.0	36.151	270.0	1:39.122
36	31.012	31.798	129.8	36.485	267.3	1:39.295	82	31.117	31.732	132.2	36.280	270.7	1:39.129
37	31.016	32.217	127.8	36.254	269.3	1:39.487	83	31.021	31.979	128.0	36.174	271.4	1:39.174
38	32.477	32.422	128.6	37.124	269.3	1:42.023	84	31.069	31.691	127.5	36.081	270.7	1:38.841
39	31.015	31.881	132.2	36.400	269.3	1:39.296	85	31.079	31.505	128.9	36.104	270.7	1:38.688
40	32.005	31.876	128.4	Pit In	270.0	1:46.270	86	31.100	31.759	132.2	36.149	270.7	1:39.008
41	Pit Out	33.240	119.3	36.719		5:33.061	87	31.463	32.176	129.3	36.087	270.7	1:39.726
42	31.816	32.444	128.1	36.630	268.7	1:40.890	88	30.999	32.284	115.8	Pit In	271.4	1:49.115
43	31.415	32.445	122.0	36.407	268.7	1:40.267	89	Pit Out	32.948	118.6	36.837		5:00.009
44	31.332	33.816	117.5	36.566	269.3	1:41.714	90	33.531	32.494	124.7	36.612	230.8	1:42.637
45	31.943	33.200	122.0	36.567	270.7	1:41.710	91	32.705	32.518	118.8	Pit In	269.3	1:47.998
46	31.568	32.369	123.9	36.300	270.0	1:40.237	92						

43 INTER EUROPOL COMPETITION																			
lap	Sect-1	Speed	Sect-2	Speed	Sect-3	Speed	TopSpeed	laptime	pit	lap	Sect-1	Speed	Sect-2	Speed	Sect-3	Speed	Topspeed	laptime	pit
1	Pit Out		33.828	122.3	36.641			1:44.311		39	34.568		34.032	121.6	38.673		261.5	1:47.273	
2	31.594		31.598	132.7	34.774		272.7	1:37.966		40	33.692		32.234	128.3	36.251		285.0	1:42.177	
3	30.015		30.451	137.9	34.439		280.5	1:34.905		41	30.950		31.459	138.6	35.682		288.8	1:38.091	
4	29.972		30.389	136.9	34.627		288.0	1:34.988		42	30.311		31.109	139.4	35.939		291.9	1:37.359	
5	29.529		30.159	139.5	34.164		288.8	1:33.852		43	30.117		30.871	138.1	35.258		292.7	1:36.246	
6	29.594		31.025	141.2	34.331		291.9	1:34.950		44	29.859		32.156	132.7	35.559		293.5	1:37.574	
7	29.635		30.290	138.8	Pit In		295.1	1:41.381		45	29.822		30.784	142.3	35.593		295.9	1:36.199	
8	Pit Out		30.636	140.3	34.267			7:27.079		46	29.823		30.632	145.2	35.801		294.3	1:36.256	
9	29.527		31.063	139.9	34.081		291.9	1:34.671		47	30.097		30.770	136.5	35.671		291.1	1:36.538	
10	29.607		30.280	144.0	Pit In		293.5	1:39.556		48	29.765		31.509	124.0	36.496		295.1	1:37.770	
11	Pit Out		30.584	141.2	34.252			8:46.899		49	30.008		31.443	131.7	36.236		291.1	1:37.687	
12	1:21.455		32.484	129.0	Pit In		290.3	2:36.550		50	29.830		30.714	137.1	34.972		296.7	1:35.516	
13	Pit Out		38.253	108.1	41.219			8:04.606		51	30.123		30.815	139.4	Pit In		294.3	1:44.169	
14	33.963						278.4	1:44.720		52	Pit Out		33.188	125.6	36.908			19:01.849	
15	30.520		31.346	134.0	35.235		288.0	1:37.101		53	31.150		30.929	134.8	34.380		278.4	1:36.459	
16	30.024		31.080	137.6	35.008		288.0	1:36.112		54	29.643		30.318	134.2	34.412		291.9	1:34.373	
17	29.834		30.804	128.6	34.905		295.1	1:35.543		55	29.631		30.366	135.0	34.125		295.1	1:34.122	
18	29.804		30.677	140.6	34.514		294.3	1:34.995		56	29.335		30.222	138.6	34.969		294.3	1:34.526	
19	29.533		30.463	138.3	34.478		292.7	1:34.474		57	29.377		30.087	140.8	34.349		294.3	1:33.813	
20	31.008		34.806	133.5	35.021		293.5	1:40.835		58	29.322		30.203	142.5	Pit In		295.9	1:40.584	
21	29.540		30.130	151.5	34.641		292.7	1:34.311		59	Pit Out		31.512	139.0	34.798			7:54.169	
22	29.342		30.050	148.6	34.347		292.7	1:33.739		60	29.487		30.317	150.2	34.396		295.1	1:34.200	
23	29.192		30.016	148.6	34.285		291.9	1:33.493		61	29.922		30.286	144.6	34.151		295.1	1:34.359	
24	29.293		31.436	144.6	Pit In		293.5	1:43.073		62	29.231		30.225	144.6	34.218		295.1	1:33.674	
25	Pit Out		32.121	140.4	34.957			11:30.069		63	29.332		30.271	147.5	34.180		295.1	1:33.783	
26	29.827		30.321	144.6	34.490		292.7	1:34.638		64	29.124		30.114	144.4	Pit In		295.9	1:40.626	


**PROFESSINAL TRACK DAYS by KATEYAMA**
**Test Day**
**19 - 20 October 2022**
**Laps and Sector Times - 19-10-2022 - Morning**
**Autodromo Internacional Algarve - 4652 mtr.**

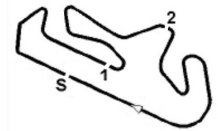
27	30.865	30.469	147.9	34.955	294.3	1:36.289	65	Pit Out	31.302	148.1	34.707	7:13.062	
28	29.420	30.100	149.4	34.417	294.3	1:33.937	66	29.421	30.001	153.0	34.313	290.3	1:33.735
29	29.566	30.271	147.3	35.263	294.3	1:35.100	67	29.370	30.003	148.1	34.370	294.3	1:33.743
30	30.562	30.385	146.5	Pit In	288.8	1:41.878	68	29.196	29.956	148.8	34.357	294.3	1:33.509
31	Pit Out	31.547	131.7	34.992		5:17.000	69	29.183	<u>29.859</u>	156.1	34.457	295.1	1:33.499
32	29.660	30.380	146.9	34.475	294.3	1:34.515	70	29.586	30.826	144.2	Pit In	295.9	1:43.072
33	29.431	30.016	151.0	34.553	295.1	1:34.000	71	Pit Out	38.231	113.7	40.659	299.9	6:37.608
34	29.966	30.129	145.9	34.470	295.1	1:34.565	72	32.588	32.296	128.9	35.427	267.3	1:40.311
35	29.687	30.455	142.3	34.434	296.7	1:34.576	73	31.034	31.005	131.5	<u>34.055</u>	274.8	1:36.094
36	29.249	30.016	<u>157.0</u>	34.800	<u>298.3</u>	1:34.065	74	29.490	30.410	128.3	34.266	293.5	1:34.166
37	29.850	30.787	140.3	Pit In	295.9	1:41.963	75	29.400	33.921	123.0	Pit In	294.3	1:48.097
38	Pit Out	41.567	102.7	44.019		9:04.055	76						

66 MI KANEK MOTORSPORT										Lamborghini Huracan St									
lap	Sect-1	Speed	Sect-2	Speed	Sect-3	Speed	TopSpeed	laptime	pit	lap	Sect-1	Speed	Sect-2	Speed	Sect-3	Speed	Topspeed	laptime	pit
1	Pit Out		44.542		48.116			2:16.883		18	32.751		37.265		Pit In		276.9	2:07.156	
2	36.588		37.266		42.323		250.0	1:56.177	19	Pit Out		40.832		44.357				36:29.953	
3	34.621						268.0	1:52.122	20	34.635		36.956		42.602		270.0	1:54.193		
4	34.131		35.005		41.803			1:50.939	21	33.080		34.122		40.040		274.1	1:47.242		
5	34.214		36.040		44.200			1:54.454	22	32.733		33.124		39.242		274.8	1:45.099		
6	34.081		34.945		41.008		268.0	1:50.034	23	33.813		33.535		39.741		276.9	1:47.089		
7	33.610		34.317		40.479		274.1	1:48.406	24	32.599		33.039		39.003		276.9	1:44.641		
8	33.780		36.791		Pit In		274.1	2:04.849	25	32.314		35.401		40.747		<u>282.7</u>	1:48.462		
9	Pit Out		36.020		41.403		5:35.965		26	32.836		35.625		40.319		279.1	1:48.780		
10	33.572		34.617		40.303		268.0	1:48.492	27	32.387		33.024		38.992		279.1	1:44.403		
11	33.047		33.605		39.953			1:46.605	28	33.834		39.329		Pit In		276.2	2:08.606		
12	32.997		33.495		Pit In			1:56.940	29					43.082			5:06.991		
13	Pit Out		40.405		43.735		6:24.147		30	36.319		34.439		40.000		254.7	1:50.758		
14	37.108		34.927		40.706		269.3	1:52.741	31	32.853		32.688		<u>38.865</u>		278.4	1:44.406		
15	33.259		33.423		40.335			1:47.017	32	<u>32.111</u>		<u>32.520</u>		39.301			<u>1:43.932</u>		
16	32.907		33.670		39.742		275.5	1:46.319	33	32.338		37.240		Pit In		277.6	2:03.691		
17	32.835		33.191		40.122		278.4	1:46.148	34										

72 TEAM VIRAGE										Ligier Jsp320									
lap	Sect-1	Speed	Sect-2	Speed	Sect-3	Speed	TopSpeed	laptime	pit	lap	Sect-1	Speed	Sect-2	Speed	Sect-3	Speed	Topspeed	laptime	pit
1	Pit Out		37.411	107.1	40.456			1:56.400		37	32.019		33.196	133.8	39.573		268.0	1:44.788	
2	33.482		33.018	115.4	37.296		231.3	1:43.796		38	31.647		32.176	130.6	36.758		268.0	1:40.581	
3	31.734		32.677	124.7	37.082		266.7	1:41.493		39	31.410		32.228	136.0	36.772		268.7	1:40.410	
4	31.308		32.517	127.2	36.844		268.0	1:40.669		40	31.284		31.827	130.3	36.457		268.7	1:39.568	
5	31.143		32.064	126.6	37.348		268.7	1:40.555		41	31.850		33.255	126.0	Pit In		269.3	1:46.151	
6	34.070		34.151	124.6	Pit In		269.3	1:52.030		42	Pit Out		34.193	119.9	37.514			21:01.180	
7	Pit Out		36.661	119.6	39.509		28:37.616		43	32.097		32.496	124.7	Pit In		265.4	1:54.805		
8	32.397		32.676	129.7	36.858		263.4	1:41.931		44	Pit Out							5:20.269	
9	31.501		32.087	137.2	36.741		268.7	1:40.329		45	31.012		31.618	126.5	36.385		266.7	1:39.015	
10	31.322		32.020	140.1	36.943		268.0	1:40.285		46	31.474		31.833	139.2	36.577		270.7	1:39.884	
11	43.346		37.733	114.3	Pit In		173.6	2:16.339		47	31.098		31.598	130.3	36.436		269.3	1:39.132	
12	Pit Out		34.455	126.9	37.414			6:42.001		48	32.426		32.295	129.0	37.027		269.3	1:41.748	
13	31.583		32.073	132.5	36.297		265.4	1:39.953		49	31.097		31.607	128.9	36.440		268.0	1:39.144	
14	31.154		31.763	134.7	38.587		270.0	1:41.504		50	31.285		31.483	132.8	36.422		268.7	1:39.190	
15	38.643		37.112	135.8	36.792		247.1	1:52.547		51	31.100		31.596	133.0	Pit In		270.0	1:45.393	
16	31.027		32.181	123.6	37.375		270.0	1:40.583		52	Pit Out		35.276	122.9	38.058			11:20.732	
17	31.783		Pit In		Pit In		270.0	1:46.881		53	31.925		32.016	134.2	36.158		263.4	1:40.099	
18	Pit Out		39.051	97.6	42.063			12:03.171		54	31.168		31.559	134.5	36.100		266.0	1:38.827	
19	32.757		33.968	116.0	38.279		263.4	1:45.004		55	31.882		31.487	139.2	35.847		270.0	1:39.216	
20	31.158		31.619	132.8	36.092		268.0	1:38.869		56	30.983		31.305	141.7	35.875		270.0	1:38.163	
21	30.953		31.589	136.5	35.929		269.3	1:38.471		57	31.598		31.285	145.6	35.972		271.4	1:38.855	
22	31.877		31.672	134.7	36.338		269.3	1:39.887		58	34.050		37.842	109.5	39.603		270.0	1:51.495	
23	30.928		31.425	131.1	37.173		270.0	1:39.526		59	31.042		31.171	140.4	35.788		270.7	1:38.001	
24	30.946		31.179	134.3	35.866		270.7	1:37.991		60	33.283		31.632	136.7	38.881		<u>272.7</u>	1:43.796	
25	30.755		31.274	138.8	36.141		269.3	1:38.170		61	31.433		31.476	140.8	35.885		268.0	1:38.794	
26	30.774		32.278	130.0	37.554		271.4	1:40.606		62	<u>30.743</u>		31.278	143.4	35.819		272.0	1:37.840	
27	32.911		33.721	128.9	36.379		270.0	1:43.011		63	30.944		<u>31.079</u>	140.4	<u>35.776</u>		270.7	<u>1:37.799</u>	
28	30.955		31.219	137.4	36.059		271.4	1:38.233		64	30.986		32.568	131.5	Pit In		270.7	1:47.667	
29	35.204		34.440	128.0	Pit In		271.4	1:55.521		65	Pit Out		33.200	128.4	37.182			28:30.919	
30	Pit Out		34.152	117.4	37.381			10:44.196		66	31.610		31.948	139.0	36.368		269.3	1:39.926	
31	32.051		32.791	125.0	37.199		251.7	1:42.041		67	31.526		31.749	139.2	36.241		269.3	1:39.516	
32	31.566		32.066	126.0	36.302		268.0	1:39.934		68	31.148		31.484	142.7	36.373		270.7	1:39.005	
33	44.574		35.466	111.6	Pit In		269.3	2:02.127		69	31.235		31.694	<u>147.9</u>	36.390		271.4	1:39.319	






**PROFESSIONAL TRACK DAYS by KATEYAMA**

Test Day

19 - 20 October 2022

Laps and Sector Times - 19-10-2022 - Morning

Autodromo Internacional Algarve - 4652 mtr.

34	Pit Out	33.781	122.4	37.443		6:18.906	70	33.108	31.757	145.9	37.174	272.0	1:42.039
35	31.919	32.640	123.3	36.677	268.0	1:41.236	71	31.611	31.656	143.8	36.559	<u>272.7</u>	1:39.826
36	33.889	32.945	127.8	37.478	270.7	1:44.312	72	33.811	32.519	133.7	Pit In	<u>272.7</u>	1:53.527

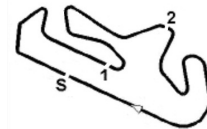
77 BONDUEL RACING							Lamborghini Huracan St													
lap	Sect-1	Speed	Sect-2	Speed	Sect-3	Speed	TopSpeed	laptime	pit	lap	Sect-1	Speed	Sect-2	Speed	Sect-3	Speed	Topspeed	laptime	pit	
1	Pit Out		53.584		58.702			2:46.431		21	38.991		41.255		47.895		237.4	2:08.141		
2	45.586		45.233	80.5	51.350		210.1	2:22.169		22	36.661		38.592		46.575		255.9	2:01.828		
3	40.453		42.632		52.129		238.4	2:15.214		23	36.860		38.196		44.737		260.9	1:59.793		
4	38.465		40.659		51.228		259.0	2:10.352		24	36.202		38.366		Pit In		261.5	2:11.466		
5	38.131		40.966		47.841		254.1	2:06.938		25	Pit Out		47.521		54.513			5:38.729		
6	37.839		39.787		Pit In		257.1	2:15.154		26	39.945		39.795		46.582		212.6	2:06.322		
7	Pit Out		40.803		Pit In			4:59.985		27	36.456		38.326		44.550		260.9	1:59.332		
8	Pit Out		42.247		47.412			6:23.071		28	35.763		37.689		44.132		267.3	1:57.584		
9	37.500		39.344	<u>104.7</u>	45.491		259.0	2:02.335		29	35.617		37.239		44.134		262.1	1:56.990		
10	35.848		38.045	97.3	44.274		261.5	1:58.167		30	35.905		37.505		Pit In		264.7	2:08.245		
11	36.806		38.516		43.926		264.1	1:59.248		31	Pit Out		38.991		47.679			4:00.720		
12	36.646		38.013		44.904		264.7	1:59.563		32	35.676		36.909		44.233		256.5	1:56.818		
13	36.297		37.662		43.907		258.4	1:57.866		33	35.726		38.551		45.461		266.7	1:59.738		
14	36.359		38.815		45.074		262.8	2:00.248		34	35.465		37.311	101.5	44.130		263.4	1:56.906		
15	35.767		37.179		43.200		262.1	1:56.146		35	36.067		36.951		43.744		261.5	1:56.762		
16	36.159		37.143		44.300		266.7	1:57.602		36	35.823		37.413		43.956		<u>268.0</u>	1:57.192		
17	35.741		36.918		43.361		265.4	1:56.020		37	35.306		37.156		44.323		<u>268.0</u>	1:56.785		
18	35.283		<u>36.438</u>		<u>42.944</u>		<u>268.0</u>	<u>1:54.665</u>		38	<u>35.186</u>		36.730		46.561		263.4	1:58.477		
19	35.713		37.229		Pit In		266.0	2:06.222		39	37.255		45.019		Pit In		260.2	2:22.143		
20	Pit Out				50.739			47:36.409		40										

87 AF CORSE							Ferrari 488													
lap	Sect-1	Speed	Sect-2	Speed	Sect-3	Speed	TopSpeed	laptime	pit	lap	Sect-1	Speed	Sect-2	Speed	Sect-3	Speed	Topspeed	laptime	pit	
1	Pit Out		38.410	107.6	Pit In			2:09.427		24	34.061		33.617	110.7	39.511		257.8	1:47.189		
2	Pit Out		35.475	114.0	40.591			3:16.220		25	33.596		33.813	112.9	38.989		257.1	1:46.398		
3	35.274		34.935	115.0	40.094		255.3	1:50.303		26	33.505		33.352	112.9	38.728		260.2	1:45.585		
4	34.097		34.132	113.3	39.729		257.8	1:47.958		27	34.775		34.783	115.0	Pit In		259.6	1:58.853		
5	33.971		34.196	112.6	39.551		256.5	1:47.718		28	Pit Out		33.883	117.9	38.856			7:07.094		
6	33.748		34.874	106.3	Pit In		258.4	2:01.210		29	32.822		33.162	118.0	38.513		259.0	1:44.497		
7	Pit Out		35.717	107.2	42.648			10:23.641		30	32.799		33.308	115.9	38.406		260.2	1:44.513		
8	35.807		36.999	104.2	41.084		254.1	1:53.890		31	<u>32.493</u>		<u>32.932</u>	118.9	<u>37.954</u>		263.4	<u>1:43.379</u>		
9	35.146		35.561	104.9	40.627		254.1	1:51.334		32	32.928		36.068	98.7	Pit In		262.1	1:58.054		
10	34.415						256.5	1:49.828		33	Pit Out		34.902	112.0	40.071			1:13:53.008		
11	34.570		34.959	110.1	40.605		258.4	1:50.134		34	34.670		34.669	109.5	39.961		257.8	1:49.300		
12	35.364		35.077	119.2	Pit In		258.4	2:00.369		35	34.240		34.446	111.6	39.683		254.7	1:48.369		
13	Pit Out		35.190	119.3	43.287			24:33.860		36	33.712		33.919	117.6	39.371		257.8	1:47.002		
14	34.182		34.187	116.0	40.789		255.9	1:49.158		37	33.846		33.871	112.9	39.170		257.8	1:46.887		
15	35.152		34.615	105.3	40.056		256.5	1:49.823		38	33.694		34.412	103.9	39.351		259.6	1:47.457		
16	34.242		35.056	116.9	40.279		256.5	1:49.577		39	34.116		34.142	117.0	39.451		259.6	1:47.709		
17	34.324		34.210	101.5	40.074		257.8	1:48.608		40	33.626		34.678	120.1	39.756		260.2	1:48.060		
18	34.216		35.118	111.8	Pit In		258.4	2:01.093		41	34.511		33.778	119.1	39.153		260.2	1:47.442		
19	Pit Out		34.005	112.0	39.611			4:54.634		42	33.352		33.878	111.8	39.199		262.1	1:46.429		
20	33.977		34.061	116.9	40.722		259.6	1:48.760		43	33.640		33.627	106.0	38.988		261.5	1:46.255		
21	34.001		33.597	111.9	39.493		257.1	1:47.091		44	33.241		34.001	<u>122.6</u>	38.892		<u>264.1</u>	1:46.134		
22	33.935		34.508	117.3	39.628		259.6	1:48.071		45	33.553		33.873	117.0	Pit In		262.8	1:57.495		
23	34.068		34.272	99.9	39.590		260.9	1:47.930		46										

88 AF CORSE							Oreca												
lap	Sect-1	Speed	Sect-2	Speed	Sect-3	Speed	TopSpeed	laptime	pit	lap	Sect-1	Speed	Sect-2	Speed	Sect-3	Speed	Topspeed	laptime	pit
1	Pit Out		33.473	121.1	36.118			1:45.512		26	31.424		32.407	115.1	Pit In		280.5	1:49.226	
2	30.709		31.599	130.0	34.993		277.6	1:37.301		27	Pit Out		32.602	123.6	36.405			3:20.080	
3	30.081		31.066	136.5	34.687		281.3	1:35.834		28	30.670		31.539	130.0	35.963		279.8	1:38.172	
4	29.867		30.655	140.1	34.621		281.3	1:35.143		29	30.402		31.642	119.5	36.005		280.5	1:38.049	
5	29.833		31.098	136.9	34.561		282.7	1:35.492		30	32.036		31.455	123.0	35.521		282.0	1:39.012	
6	29.700		30.592	136.7	35.037		283.5	1:35.329		31	31.092		31.471	129.8	35.642		282.0	1:38.205	
7	29.958		31.584	131.1	Pit In		283.5	1:43.577		32	30.394		31.340	120.5	35.607		281.3	1:37.341	
8	Pit Out		32.831	123.4	36.134			27:12.412		33	30.583		33.670	123.6	37.854		282.7	1:42.107	
9	29.796		<u>30.379</u>	<u>142.5</u>	34.585		281.3	1:34.760		34	30.595		31.252	130.9	35.492		281.3	1:37.339	
10	29.699		30.990	141.5	35.713		282.0	1:36.402		35	30.382		32.710	127.5	Pit In		282.7	1:49.061	
11	<u>29.522</u>		30.432	140.1	<u>34.297</u>		283.5	<u>1:34.251</u>		36	Pit Out		35.475	121.1	37.389			27:51.224	
12	29.626		30.380	137.9	Pit In		284.2	1:41.912		37	31.235		32.134	123.7	36.029		276.2	1:39.398	
13	Pit Out		37.849	122.3	43.098			12:29.354		38	30.670		31.482	128.3	35.813		279.8	1:37.965	






**PROFESSIONAL TRACK DAYS by KATEYAMA**
**Test Day**
**19 - 20 October 2022**
**Laps and Sector Times - 19-10-2022 - Morning**
**Autodromo Internacional Algarve - 4652 mtr.**

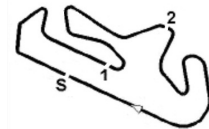
14	34.436	34.598	125.6	39.783	269.3	1:48.817	39	30.420	31.321	129.2	36.723	282.0	1:38.464
15	32.894	34.211	126.8	40.136	272.7	1:47.241	40	30.572	31.292	132.2	Pit In	282.7	1:47.165
16	32.717				275.5	1:44.749	41	Pit Out	33.562	116.5	38.573		4:17.324
17	32.329	34.583	88.2	38.734	274.8	1:45.646	42	30.661	31.205	129.3	37.195	278.4	1:39.061
18	31.772	33.102	118.9	37.508	277.6	1:42.382	43	31.134	31.248	128.9	35.630	278.4	1:38.012
19	33.169	33.127	125.1	Pit In	274.8	1:53.950	44	30.188	30.942	133.0	35.682	282.7	1:36.812
20	Pit Out	34.937	109.1	38.031		1:29:58.568	45	30.525	31.757	125.6	35.831	282.0	1:38.113
21	32.175	32.819	118.6	36.949	276.2	1:41.943	46	30.398	31.326	131.1	36.837	282.0	1:38.561
22	30.861	32.440	120.7	36.754	278.4	1:40.055	47	31.613	31.380	134.0	35.473	276.9	1:38.466
23	30.744	32.067	124.1	36.336	278.4	1:39.147	48	30.443	30.863	133.2	35.485	282.0	1:36.791
24	31.804	33.938	106.3	37.628	279.8	1:43.370	49	30.135	31.205	128.3	35.176	283.5	1:36.516
25	30.732	31.869	124.7	35.948	279.8	1:38.549	50	30.407	33.213	117.3	Pit In	<u>285.0</u>	1:49.373

90 TOYOTA GAZOO RACING										Toyota Gr Supra Gt4									
lap	Sect-1	Speed	Sect-2	Speed	Sect-3	Speed	TopSpeed	laptime	pit	lap	Sect-1	Speed	Sect-2	Speed	Sect-3	Speed	Topspeed	laptime	pit
1	Pit Out		48.929		Pit In			2:47.832		28	35.145		35.862		40.798		253.5	1:51.805	
2	Pit Out		46.669		53.245			8:53.226		29	35.491		37.274		Pit In		251.2	2:05.986	
3	43.827		43.100		46.497		174.8	2:13.424		30	Pit Out		36.808		Pit In			9:25.776	
4	42.164		41.226		43.063		159.8	2:06.453		31	Pit Out		36.209		40.910			2:22.734	
5	36.487		36.810		41.700		247.7	1:54.997		32	34.471		35.067		40.693		254.7	1:50.231	
6	35.628		36.335		40.879		250.0	1:52.842		33	34.466		34.887		40.705		254.1	1:50.058	
7	34.892		35.567		41.841		<u>275.5</u>	1:52.300		34	34.657		37.941		Pit In		254.7	2:03.902	
8	34.804		35.339		40.692		255.3	1:50.835		35	Pit Out		36.380		42.453			20:55.998	
9	35.234		39.099		Pit In		254.1	2:07.559		36	34.772		35.382		41.918		241.6	1:52.072	
10	Pit Out		36.446		41.578			11:39.833		37	34.950		34.839		40.820		253.5	1:50.609	
11	35.818		37.157		41.125		251.7	1:54.100		38	34.633		35.059		40.817		255.3	1:50.509	
12	36.314		36.406		40.905		253.5	1:53.625		39	34.476		<u>34.808</u>		40.714		250.6	1:49.998	
13	34.766		35.375		40.736		252.3	1:50.877		40	35.666		38.932		Pit In		255.3	2:07.794	
14	34.564		35.294		40.687		254.1	1:50.545		41	Pit Out		36.830		41.387			10:23.514	
15	35.230		35.608		40.949		254.7	1:51.787		42	34.639		35.526		40.459		254.1	1:50.624	
16	45.041		46.258		Pit In		170.9	2:32.154		43	34.531		35.058		40.432		254.7	1:50.021	
17	Pit Out		43.653		48.358			19:29.945		44	35.782		35.450		40.500		254.1	1:51.732	
18	37.088		36.740		40.888		228.8	1:54.716		45	34.333		36.777		Pit In		254.7	2:02.466	
19	34.542		35.072		40.399		253.5	1:50.013		46	Pit Out		36.275		40.695			9:54.198	
20	34.432		35.035		<u>40.328</u>		252.9	<u>1:49.795</u>		47	36.254		35.435		40.826		253.5	1:52.515	
21	34.402		34.898		40.754		252.9	1:50.054		48	34.595		35.377		40.507		254.7	1:50.479	
22	<u>34.270</u>		34.965		40.857		254.1	1:50.092		49	34.648		35.784		Pit In		252.9	2:02.040	
23	34.486		36.440		40.739		253.5	1:51.665		50	Pit Out		39.157		43.578			27:13.498	
24	38.345		39.959		Pit In		232.3	2:13.731		51	36.895		36.918		41.780		247.1	1:55.593	
25	Pit Out		45.053		Pit In			28:58.555		52	36.323		36.231		41.059		251.7	1:53.613	
26	Pit Out		36.306		41.033			7:02.546		53	35.076		35.895		40.898		252.9	1:51.869	
27	34.828		35.357		41.499		252.9	1:51.684		54	35.334		37.324		Pit In		253.5	2:04.909	

90 GT3 POLAND																				
lap	Sect-1	Speed	Sect-2	Speed	Sect-3	Speed	TopSpeed	laptime	pit	lap	Sect-1	Speed	Sect-2	Speed	Sect-3	Speed	Topspeed	laptime	pit	
1	Pit Out		51.825	76.1	53.142			2:34.142		17	Pit Out		38.996	111.2	44.346			21:07.655		
2	41.994		42.365	96.5	46.665		213.9	2:11.024		18	36.182		37.725	108.1	42.100		255.9	1:56.007		
3	38.269		40.061	86.5	44.498		260.9	2:02.828		19	34.800		35.416	105.0	41.531		266.7	1:51.747		
4	37.095		37.753	87.2	Pit In		266.7	2:08.695		20	34.706		36.393	107.4	41.622		267.3	1:52.721		
5	Pit Out		37.476	86.4	43.315			3:34.556		21	34.856		35.134	114.6	42.254		267.3	1:52.244		
6	35.486		36.352	91.1	43.772		267.3	1:55.610		22	34.833		35.388	94.2	41.079		268.0	1:51.300		
7	35.120		37.322	105.6	42.219		268.7	1:54.661		23	34.414		35.045	104.3	41.035		268.7	1:50.494		
8	35.004		35.790	112.6	42.144		268.0	1:52.938		24	34.050		34.497	107.0	41.074		270.0	1:49.621		
9	41.750		38.574	96.7	Pit In		170.9	2:17.252		25	33.890		34.741	109.4	40.452		273.4	1:49.083		
10	Pit Out		47.714	92.0	51.817			20:19.506		26	34.013		34.660	108.9	40.792		269.3	1:49.465		
11	39.211		38.679	104.0	43.351		211.4	2:01.241		27	34.603		34.664	108.2	41.046		268.7	1:50.313		
12	34.189		35.162	111.0	40.217		265.4	1:49.568		28	33.704		34.432	110.5	40.555		272.7	1:48.691		
13	33.417		34.660	107.8	39.665		270.7	1:47.742		29	33.837		34.100	113.9	40.971		271.4	1:48.908		
14	33.613		<u>33.993</u>	<u>120.8</u>	<u>39.383</u>		272.0	<u>1:46.989</u>		30	33.762		34.481	103.6	41.135		272.7	1:49.378		
15	<u>33.181</u>		34.027	116.1	40.106		<u>275.5</u>	1:47.314		31	34.423		36.055	103.7	Pit In		274.1	2:03.183		
16	35.295		35.015	114.4	Pit In		274.1	2:02.545		32										

98 VAN DER HORST MOTORSPORT										Lamborghini Huracan St									
lap	Sect-1	Speed	Sect-2	Speed	Sect-3	Speed	TopSpeed	laptime	pit	lap	Sect-1	Speed	Sect-2	Speed	Sect-3	Speed	Topspeed	laptime	pit
1	Pit Out		37.393	106.8	Pit In			2:05.541		21	33.692						266.7	1:48.466	
2	Pit Out		35.364	115.1	40.878			9:54.359		22	33.266		33.890	116.0	40.265		268.7	1:47.421	
3	33.095		33.429	120.1	38.749		273.4	1:45.273		23	33.965		36.637	116.8	41.869		269.3	1:52.471	
4	32.505		33.207	120.1	Pit In		274.8	1:53.093		24	36.224		42.487	94.3	44.936		269.3	2:03.647	





## PROFESSIONAL TRACK DAYS by KATEYAMA

Test Day

19 - 20 October 2022

Laps and Sector Times - 19-10-2022 - Morning

Autodromo Internacional Algarve - 4652 mtr.

5	Pit Out	33.834	120.8	38.931		8:08.561	25	36.794	35.743	105.5	Pit In	264.7	2:06.090	
6	32.247	<u>32.748</u>	124.7	<u>37.978</u>		274.1	<u>1:42.973</u>	26	Pit Out	36.876	121.8	43.429	45:24.784	
7	32.312	32.968	123.1	38.334		274.1	1:43.614	27	34.348	34.452	122.9	40.589	262.8	1:49.389
8	33.049	33.925	120.0	39.068		<u>276.9</u>	1:46.042	28	33.223	33.991	123.7	39.766	268.0	1:46.980
9	<u>31.947</u>	33.402	118.7	Pit In		<u>276.9</u>	1:53.616	29	33.783	34.300	117.9	39.725	270.7	1:47.808
10	Pit Out	40.512	102.8	44.255			8:27.659	30	33.212	33.557	125.3	39.779	272.0	1:46.548
11	35.490	36.620	107.1	42.357		262.8	1:54.467	31	34.187	35.430	<u>134.0</u>	42.880	272.7	1:52.497
12	34.995	36.183	116.6	43.015		266.0	1:54.193	32	34.519	35.950	123.7	41.239	268.7	1:51.708
13	34.032	34.696	118.0	44.003		264.1	1:52.731	33	33.258	33.793	115.4	40.156	268.7	1:47.207
14	33.740	34.569	105.0	Pit In		264.7	2:02.645	34	33.095	33.489	117.8	39.565	270.0	1:46.149
15	Pit Out	34.972	120.3	41.221			6:15.389	35	32.888	33.490	120.8	40.108	273.4	1:46.486
16	33.706	33.945	112.9	40.687		263.4	1:48.338	36	36.785	37.144	114.4	40.880	219.5	1:54.809
17	33.705	34.156	108.9	40.946		265.4	1:48.807	37	33.272	33.677	117.4	39.443	270.0	1:46.392
18	33.495	34.001	112.7	40.238		270.0	1:47.734	38	32.849	33.430	120.9	39.341	273.4	1:45.620
19	33.517	36.156	123.6	41.384		270.0	1:51.057	39	34.457	36.265	111.7	Pit In	275.5	2:02.166
20	33.946	40.022	90.8	43.762		268.7	1:57.730	40						

130 INTER EUROPOL COMPETITION																			
lap	Sect-1	Speed	Sect-2	Speed	Sect-3	Speed	TopSpeed	laptime	pit	lap	Sect-1	Speed	Sect-2	Speed	Sect-3	Speed	Topspeed	laptime	pit
1	Pit Out		36.493	113.8	Pit In			2:10.345		46	Pit Out		32.849	116.1	36.438			4:32.238	
2	Pit Out		34.690	118.0	37.541			5:28.455		47	31.315		31.906	130.0	36.542		272.0	1:39.763	
3	32.909		32.633	127.1	36.180		266.7	1:41.722		48	31.202		31.818	129.7	36.412		272.0	1:39.432	
4	31.323		32.060	129.0	36.241		269.3	1:39.624		49	33.621		31.785	136.2	37.790		274.1	1:43.196	
5	31.129		32.593	131.1	36.611		270.0	1:40.333		50	31.666		31.737	138.3	36.386		265.4	1:39.789	
6	31.202		31.690	132.0	35.797		269.3	1:38.689		51	31.311		31.825	128.9	37.694		273.4	1:40.830	
7	31.556		31.851	137.9	36.310		272.7	1:39.717		52	32.065		32.377	125.7	36.190		270.7	1:40.632	
8	31.024		31.884	124.0	35.670		272.7	1:38.578		53	31.108		31.727	129.8	37.274		272.7	1:40.109	
9	32.259		31.965	133.5	35.929		272.7	1:40.153		54	31.724		31.767	134.0	36.226		267.3	1:39.717	
10	31.521		32.417	124.1	Pit In		272.7	1:47.970		55	31.125		32.116	127.4	36.179		273.4	1:39.420	
11	Pit Out		41.462	88.0	43.684			12:13.243		56	31.230		31.696	131.5	36.210		273.4	1:39.136	
12	35.326		36.693	99.3	40.036		248.8	1:52.055		57	33.195		31.888	132.5	Pit In		272.0	1:56.315	
13	33.155		35.825	108.9	38.240		267.3	1:47.220		58	Pit Out		37.581	102.0	40.612			9:04.876	
14	33.328		34.374	104.0	38.745		268.7	1:46.447		59	33.745		34.447	108.7	38.397		266.0	1:46.589	
15	34.017		34.798	102.0	37.793		224.5	1:46.608		60	32.899		34.502	115.5	37.847		266.0	1:45.248	
16	32.652		33.695	111.3	Pit In		269.3	5:02.170		61	32.632		33.291	116.8	38.277		268.7	1:44.200	
17	Pit Out		36.987	96.9	40.106			7:37.403		62	32.494		33.569	115.0	37.289		269.3	1:43.352	
18	34.495		34.556	110.0	38.264		262.8	1:47.315		63	31.810		32.973	128.6	38.499		272.0	1:43.282	
19	32.900		34.576	115.3	37.591		268.0	1:45.067		64	32.118		34.964	114.3	37.611		270.7	1:44.693	
20	32.729		33.327	118.7	37.158		270.0	1:43.214		65	32.186		33.231	122.7	38.462		271.4	1:43.879	
21	32.862		34.686	114.8	Pit In		271.4	1:55.497		66	31.986		33.594	118.6	37.292		272.0	1:42.872	
22	Pit Out		39.388	97.3	43.529			9:40.392		67	34.304		34.182	109.9	Pit In		272.7	1:54.709	
23	34.376		35.667	106.3	40.762		265.4	1:50.805		68	Pit Out		36.964	97.4	38.643			9:24.870	
24	33.334		33.877	110.1	37.414		260.2	1:44.625		69	32.190		33.640	114.4	37.449		270.7	1:43.279	
25	32.029		33.440	114.5	37.165		269.3	1:42.634		70	34.180		34.629	122.0	37.554		274.1	1:46.363	
26	31.988		33.134	119.2	38.844		269.3	1:43.966		71	31.686		33.174	112.1	37.574		272.7	1:42.434	
27	32.010		32.995	127.4	36.866		271.4	1:41.871		72	31.632		32.693	125.1	36.813		274.8	1:41.138	
28	31.676		32.790	118.8	36.835		270.7	1:41.301		73	31.261		32.575	121.3	36.836		275.5	1:40.672	
29	31.492		33.105	122.4	37.648		272.7	1:42.245		74	31.482		32.364	122.7	36.639		<u>276.2</u>	1:40.485	
30	32.300		34.087	110.2	Pit In		272.7	1:56.257		75	31.271		32.956	114.0	36.920		275.5	1:41.147	
31	Pit Out		32.051	<u>140.4</u>	36.866			11:54.868		76	31.172		32.471	122.4	36.531		274.8	1:40.174	
32	31.411		32.239	123.7	36.761		268.7	1:40.411		77	31.317		33.424	126.3	Pit In		274.8	1:51.814	
33	31.361		32.333	126.8	36.023		270.0	1:39.717		78	Pit Out		37.624	105.0	38.902			12:11.299	
34	31.124		31.689	134.7	36.069		270.7	1:38.882		79	32.374		33.621	117.4	37.598		269.3	1:43.593	
35	31.158		31.533	133.5	36.161		271.4	1:38.852		80	31.928		33.351	113.8	37.222		271.4	1:42.501	
36	31.859		31.870	128.3	Pit In		273.4	1:47.868		81	31.754		33.438	115.0	37.297		272.7	1:42.489	
37	Pit Out		33.418	130.9	36.967			6:39.072		82	32.020		33.259	112.7	37.071		272.0	1:42.350	
38	<u>30.614</u>		31.888	113.6	36.337		272.0	1:38.839		83	31.762		33.447	118.3	38.025		273.4	1:43.234	
39	31.626		31.821	131.5	35.765		272.7	1:39.212		84	32.080		33.139	117.4	36.898		264.7	1:42.117	
40	32.667		31.745	131.4	Pit In		274.1	1:51.701		85	31.975		33.727	112.1	38.324		274.8	1:44.026	
41	Pit Out		31.678	127.4	35.694			2:58.928		86	36.026		34.376	114.3	Pit In		269.3	1:57.067	
42	30.753		31.466	128.0	<u>35.618</u>		273.4	<u>1:37.837</u>		87	Pit Out		34.722	110.0	38.146			8:56.064	
43	30.667		44.959	124.9	36.565		272.7	1:52.191		88	31.653		33.022	113.4	36.884		273.4	1:41.559	
44	30.756		31.505	130.1	35.820		273.4	1:38.081		89	32.730		34.150	110.0	Pit In		274.8	1:54.783	
45	31.630		<u>31.437</u>	139.2	Pit In		272.0	1:48.547		90									