


FUN RACING CARS 2022 PORTIMAO

Autódromo Internacional do Algarve

LIGIER JS CUP

20 - 23 October 2022

Laps and Sector Times - QUALIFYING

Autodromo Internacional Algarve - 4652 mtr.

2		ADLER-MOTA							Ligier JS Cup										
lap	Sect-1	Speed	Sect-2	Speed	Sect-3	Speed	TopSpeed	laptime	pit	lap	Sect-1	Speed	Sect-2	Speed	Sect-3	Speed	Topspeed	laptime	pit
1	39.557		39.673	119.7	47.163		234.3	2:06.393		7	<u>39.399</u>		39.655	<u>124.9</u>	47.267		234.8	<u>2:06.321</u>	
2	39.961		<u>39.649</u>	114.4	47.423		235.3	2:07.033		8	39.420		40.141	117.4	<u>47.086</u>		234.3	2:06.647	
3	40.341		40.336	114.3	47.232		235.8	2:07.909		9	40.120		39.909	109.4	47.177		233.8	2:07.206	
4	39.718		39.827	115.1	49.243		234.8	2:08.788		10	39.506		40.262	113.0	47.088		235.8	2:06.856 D	
5	51.706		45.597	101.2	Pit In		235.3	2:34.514		11	39.520		40.804	99.7	Pit In		<u>237.9</u>	2:15.624	
6	Pit Out		40.331	105.7	48.475			5:29.262		12									

3		ROSATI-ROSATI							Ligier JS Cup										
lap	Sect-1	Speed	Sect-2	Speed	Sect-3	Speed	TopSpeed	laptime	pit	lap	Sect-1	Speed	Sect-2	Speed	Sect-3	Speed	Topspeed	laptime	pit
1	41.490		40.760	100.6	<u>46.343</u>		235.8	2:08.593		5	39.783		40.856	102.6	46.880		<u>238.4</u>	2:07.519	
2	41.474		40.302	<u>105.3</u>	47.042		232.8	2:08.818		6	<u>39.643</u>		<u>39.452</u>	103.8	46.576		236.3	<u>2:05.671</u>	
3	41.030		41.182	104.2	46.924		235.8	2:09.136		7	41.019		42.621	98.9	Pit In		<u>238.4</u>	2:19.715	
4	39.761		39.548	101.4	46.624		<u>238.4</u>	2:05.933		8									

4		COUBARD-DEMOUSTIER-REDELE							Ligier JS Cup										
lap	Sect-1	Speed	Sect-2	Speed	Sect-3	Speed	TopSpeed	laptime	pit	lap	Sect-1	Speed	Sect-2	Speed	Sect-3	Speed	Topspeed	laptime	pit
1	Pit Out		45.295	76.3	56.433			2:26.645		7	41.036		42.714	86.6	Pit In		231.8	2:22.002	
2	41.191		40.947	99.9	47.561		232.3	2:09.699		8	Pit Out		41.186	97.5	47.445		231.3	3:39.361	
3	40.184		40.684	99.9	<u>46.752</u>		<u>234.3</u>	2:07.620		9	39.343		<u>40.082</u>	98.5	47.339		231.3	<u>2:06.764</u>	
4	40.429		40.830	<u>103.8</u>	47.771		233.8	2:09.030		10	39.404		40.150	98.4	47.500		232.3	2:07.054	
5	39.479		40.094	102.7	47.362		233.3	2:06.935		11	<u>39.244</u>		40.144	94.9	47.925		232.8	2:07.313 D	
6	39.457		40.466	96.0	47.441		232.8	2:07.364		12	39.616		40.229	101.4	Pit In		232.8	2:21.165	

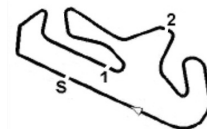
7		MOREL-DIZAZZO-FERREIRA							Ligier JS Cup										
lap	Sect-1	Speed	Sect-2	Speed	Sect-3	Speed	TopSpeed	laptime	pit	lap	Sect-1	Speed	Sect-2	Speed	Sect-3	Speed	Topspeed	laptime	pit
1	Pit Out		45.685	97.4	52.179			2:22.805		7	Pit Out		44.218	<u>108.4</u>	51.855			5:09.530	
2	43.676		42.916	101.7	50.223		205.3	2:16.815		8	41.830		51.779	100.7	50.417		214.3	2:24.026	
3	42.119		43.355	104.7	49.587		227.4	2:15.061		9	41.721		41.972	104.1	49.429		199.3	2:13.122	
4	41.722		41.602	102.7	<u>48.904</u>		228.8	2:12.228		10	<u>40.948</u>		43.641	102.7	49.103		<u>232.3</u>	2:13.692	
5	41.390		<u>41.028</u>	108.0	49.566		228.3	<u>2:11.984</u>		11	41.109		42.562	89.8	49.564		227.8	2:13.235	
6	41.712		45.019	100.0	Pit In		229.3	2:29.920		12	43.563		46.486	89.9	Pit In		230.3	2:36.372	

9		PERNAUT-BIHEL							Ligier JS Cup										
lap	Sect-1	Speed	Sect-2	Speed	Sect-3	Speed	TopSpeed	laptime	pit	lap	Sect-1	Speed	Sect-2	Speed	Sect-3	Speed	Topspeed	laptime	pit
1	39.779		40.221	104.1	46.600		<u>233.3</u>	2:06.600		8	<u>39.291</u>		40.282	105.4	46.347		232.8	2:05.920	
2	39.896		39.523	103.6	46.367		230.8	<u>2:05.786</u>		9	39.656		39.845	<u>114.3</u>	47.172		230.8	2:06.673 D	
3	39.725		39.912	110.4	46.223		<u>233.3</u>	2:05.860		10	39.375		39.633	98.0	46.638		<u>233.3</u>	2:05.646 D	
4	39.691		39.458	108.4	46.692		231.3	2:05.841		11	39.485		39.989	99.3	47.207		<u>233.3</u>	2:06.681	
5	40.010		40.061	114.0	Pit In		<u>233.3</u>	2:14.191		12	40.101		<u>39.350</u>	105.3	46.709		231.8	2:06.160	
6	Pit Out		40.162	105.2	47.522			3:14.433		13	39.684		39.701	106.5	46.692		229.8	2:06.077	
7	40.311		39.375	112.6	47.043		229.3	2:06.729		14	40.277		40.871	100.3	Pit In		232.3	2:18.701	

10		DE FOURNOUX-ROSATI							Ligier JS Cup										
lap	Sect-1	Speed	Sect-2	Speed	Sect-3	Speed	TopSpeed	laptime	pit	lap	Sect-1	Speed	Sect-2	Speed	Sect-3	Speed	Topspeed	laptime	pit
1	Pit Out		41.667	94.7	Pit In			2:15.556		5	39.944		<u>40.239</u>	<u>107.5</u>	47.415		230.3	2:07.598	
2	Pit Out		41.854	101.5	47.727			12:41.594		6	40.473		50.171	81.4	50.375		233.8	2:21.019	
3	<u>39.914</u>		40.481	105.5	<u>46.630</u>		225.0	<u>2:07.025</u>		7	40.355		41.174	98.4	Pit In		231.8	2:19.979	
4	40.292		41.195	96.3	1:07.090		<u>235.3</u>	2:28.577		8									

11		SOGUEL-GRAND-ESCALLIER							Ligier JS Cup										
lap	Sect-1	Speed	Sect-2	Speed	Sect-3	Speed	TopSpeed	laptime	pit	lap	Sect-1	Speed	Sect-2	Speed	Sect-3	Speed	Topspeed	laptime	pit
1	Pit Out		43.533	93.8	48.452			2:12.595		4	43.581		47.479	89.6	Pit In		225.9	2:33.322	
2	<u>40.630</u>		<u>41.253</u>	<u>95.2</u>	<u>47.905</u>		<u>230.3</u>	<u>2:09.788</u>		5	Pit Out		44.752	86.4	Pit In			3:47.692	
3	41.030		45.814	90.1	48.979		226.9	2:15.823		6									

17		GILLE-GILLE-PORTA							Ligier JS Cup										
lap	Sect-1	Speed	Sect-2	Speed	Sect-3	Speed	TopSpeed	laptime	pit	lap	Sect-1	Speed	Sect-2	Speed	Sect-3	Speed	Topspeed	laptime	pit
1	39.924		40.504	99.4	46.917		232.8	2:07.345		8	<u>39.489</u>		39.597	95.2	46.435		229.3	2:05.521 D	
2	41.004		41.943	98.3	<u>46.422</u>		232.3	2:09.369		9	40.534		40.916	<u>104.2</u>	47.360		229.8	2:08.810	
3	39.638		40.165	103.9	46.500		234.8	<u>2:06.303</u>		10	39.626		39.978	91.8	46.808		228.3	2:06.412	
4	39.717		<u>39.501</u>	103.5	46.435		234.3	2:05.653 D		11	39.573		39.887	98.2	46.564		229.8	2:06.024 D	
5	40.575		39.916	100.5	46.462		<u>235.3</u>	2:06.953		12	39.571		42.981	97.6	47.280		231.3	2:09.832 D	
6	39.500		39.645	103.1	46.519		233.8	2:05.664 D		13	43.560		41.241	89.6	47.948		234.3	2:12.749 D	
7	40.020		40.306	96.3	47.322		233.3	2:07.648		14	40.792		42.210	88.2	Pit In		230.3	2:22.076	


FUN RACING CARS 2022 PORTIMAO

Autódromo Internacional do Algarve

LIGIER JS CUP

20 - 23 October 2022

Laps and Sector Times - QUALIFYING

Autodromo Internacional Algarve - 4652 mtr.

18 COSTA-DALLAVALLE-FERNANDES										Ligier JS Cup									
lap	Sect-1	Speed	Sect-2	Speed	Sect-3	Speed	TopSpeed	laptime	pit	lap	Sect-1	Speed	Sect-2	Speed	Sect-3	Speed	Topspeed	laptime	pit
1	41.083		41.293	103.4	47.769		231.3	2:10.145		8	40.725		41.016	107.5	47.932		233.3	2:09.673	
2	41.664		41.790	106.6	47.730		230.8	2:11.184		9	40.464		40.281	<u>113.2</u>	47.063		230.3	2:07.808	
3	40.576		41.070	99.2	47.285		233.3	2:08.931		10	40.000		<u>40.229</u>	112.4	<u>46.941</u>		234.3	<u>2:07.170</u>	
4	40.788		40.717	105.5	47.644		234.3	2:09.149		11	<u>39.968</u>		41.743	107.1	47.501		234.8	2:09.212	
5	40.639		41.234	101.5	Pit In		234.8	2:17.384		12	40.582		41.382	87.9	48.443		<u>235.3</u>	2:10.407	
6	Pit Out		41.409	103.3	47.904			4:55.446		13	40.559		41.451	94.9	Pit In		232.8	2:26.270	
7	40.748		40.763	105.8	47.593		230.8	2:09.104		14									

19 CHARPENTIER-DUBELLY-THOME										Ligier JS Cup									
lap	Sect-1	Speed	Sect-2	Speed	Sect-3	Speed	TopSpeed	laptime	pit	lap	Sect-1	Speed	Sect-2	Speed	Sect-3	Speed	Topspeed	laptime	pit
1	41.366		42.332	91.7	49.208		226.9	2:12.906		5	41.785		41.730	96.7	Pit In		<u>232.3</u>	2:19.801	
2	40.936		41.240	96.0	47.629		229.8	2:09.805		6	Pit Out		42.370	99.7	48.392			9:00.371	
3	41.018		41.668	94.7	47.983		230.3	2:10.669		7	40.390		40.667	<u>102.9</u>	47.590		229.8	2:08.647	
4	40.658		41.618	90.1	48.199		231.8	2:10.475		8	40.301		<u>40.376</u>	102.8	<u>47.264</u>		231.3	<u>2:07.941</u>	

21 RIVIERE-SERSOT-PERISSEL-REBELO										Ligier JS Cup									
lap	Sect-1	Speed	Sect-2	Speed	Sect-3	Speed	TopSpeed	laptime	pit	lap	Sect-1	Speed	Sect-2	Speed	Sect-3	Speed	Topspeed	laptime	pit
1	Pit Out		41.002	107.1	47.776			2:08.145		8	40.025		39.975	102.7	47.300		229.8	2:07.300	
2	40.410		40.909	102.0	47.540		229.3	2:08.859		9	40.606		47.169	100.1	49.889		230.3	2:17.664	
3	40.224		40.417	105.7	47.233		229.3	2:07.874		10	<u>39.762</u>		40.435	103.5	<u>46.957</u>		232.3	2:07.154	
4	40.231		40.196	104.9	47.072		229.8	2:07.499		11	39.769		40.080	104.8	47.052		229.8	<u>2:06.901</u>	
5	39.984		40.625	104.9	47.106		231.8	2:07.715		12	39.894		41.610	103.0	50.928		<u>233.3</u>	2:12.432	
6	40.018		<u>39.902</u>	<u>107.2</u>	47.296		230.3	2:07.216		13	39.863		40.290	106.2	Pit In		231.3	2:16.347	
7	40.715		40.463	100.5	47.151		231.3	2:08.329		14									

22 ROBIN-ROBIN										Ligier JS Cup									
lap	Sect-1	Speed	Sect-2	Speed	Sect-3	Speed	TopSpeed	laptime	pit	lap	Sect-1	Speed	Sect-2	Speed	Sect-3	Speed	Topspeed	laptime	pit
1	Pit Out		41.815	<u>109.5</u>	49.004			2:11.406		4	<u>39.776</u>		<u>40.979</u>	97.2	<u>47.306</u>		233.3	<u>2:08.061</u>	
2	42.722		41.216	108.5	48.139		229.3	2:12.077		5	42.248		49.140	90.2	Pit In		<u>234.3</u>	2:34.050	
3	41.126		41.379	96.2	47.968		231.8	2:10.473		6									

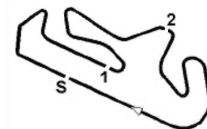
24 BALCAEN-CASTEILEIN-CASTEILEIN										Ligier JS Cup									
lap	Sect-1	Speed	Sect-2	Speed	Sect-3	Speed	TopSpeed	laptime	pit	lap	Sect-1	Speed	Sect-2	Speed	Sect-3	Speed	Topspeed	laptime	pit
1	Pit Out		41.679	103.4	<u>47.378</u>			2:11.348		4	<u>40.441</u>		<u>40.619</u>	100.6	47.580		227.4	<u>2:08.640</u>	
2	40.721		41.953	91.8	Pit In		<u>228.3</u>	2:27.468		5	40.951		40.770	97.9	47.521		225.9	2:09.242	
3	Pit Out		41.070	<u>105.3</u>	47.646			6:51.924		6	40.698		41.177	97.2	Pit In		227.4	2:20.786	

35 BOURSIN-JALLAGEAS-HERIAU										Ligier JS Cup									
lap	Sect-1	Speed	Sect-2	Speed	Sect-3	Speed	TopSpeed	laptime	pit	lap	Sect-1	Speed	Sect-2	Speed	Sect-3	Speed	Topspeed	laptime	pit
1	Pit Out		45.098	81.1	49.784			2:17.655		5	41.211		41.336	<u>97.5</u>	46.780		230.8	2:09.327	
2	41.402		42.029	97.1	47.936		228.3	2:11.367		6	43.930		46.797	88.6	48.388		230.8	2:19.115	
3	40.563		41.340	89.6	46.669		231.8	2:08.572		7	<u>39.730</u>		<u>40.519</u>	92.0	<u>46.549</u>		231.3	<u>2:06.798</u>	
4	40.192		40.950	92.9	46.909		<u>235.8</u>	2:08.051		8	43.490		48.274	97.0	Pit In		232.8	2:33.535	

39 MAURIN-PETIT-MERZOUGUI										Ligier JS Cup									
lap	Sect-1	Speed	Sect-2	Speed	Sect-3	Speed	TopSpeed	laptime	pit	lap	Sect-1	Speed	Sect-2	Speed	Sect-3	Speed	Topspeed	laptime	pit
1	Pit Out		41.434	102.9	47.002			2:11.692		4	40.370		42.219	99.8	46.947		235.8	2:09.536	
2	39.974		<u>39.982</u>	<u>111.6</u>	47.052		<u>236.3</u>	<u>2:07.008</u>		5	<u>39.963</u>		40.158	103.9	48.952		<u>236.3</u>	2:09.073	
3	39.983		41.458	97.7	<u>46.779</u>		234.3	2:08.220		6	40.621		41.349	97.4	Pit In		233.3	2:17.409	

44 PORCHERON-JACQUIER MARTIN-BURDET										Ligier JS Cup									
lap	Sect-1	Speed	Sect-2	Speed	Sect-3	Speed	TopSpeed	laptime	pit	lap	Sect-1	Speed	Sect-2	Speed	Sect-3	Speed	Topspeed	laptime	pit
1	41.759		42.884	94.0	48.217		228.3	2:12.860		5	40.912		41.025	<u>108.0</u>	<u>47.346</u>		222.7	2:09.283	
2	41.562		42.289	92.7	Pit In		225.0	2:22.341		6	<u>40.423</u>		40.826	103.3	47.696		232.3	<u>2:08.945</u>	
3	Pit Out		<u>40.745</u>	103.3	47.805			4:07.999		7	41.576		41.633	96.2	49.753		229.8	2:12.962	
4	40.552		40.921	102.7	47.669		<u>234.8</u>	2:09.142		8	42.389		42.825	95.2	Pit In		229.3	2:23.376	

46 FAUCHÈRE-ROUX										Ligier JS Cup									
lap	Sect-1	Speed	Sect-2	Speed	Sect-3	Speed	TopSpeed	laptime	pit	lap	Sect-1	Speed	Sect-2	Speed	Sect-3	Speed	Topspeed	laptime	pit
1	Pit Out		47.348	78.7	53.817			2:26.237		7	Pit Out		40.758	104.3	49.006			6:12.034	
2	43.996		41.823	<u>104.4</u>	47.976		206.1	2:13.795		8	40.712		40.945	103.2	47.526		228.3	2:09.183	
3	41.148		41.334	102.0	47.585		232.3	2:10.067		9	40.716		<u>40.664</u>	98.2	49.345		231.3	2:10.725	


FUN RACING CARS 2022 PORTIMAO

Autódromo Internacional do Algarve

LIGIER JS CUP

20 - 23 October 2022

Laps and Sector Times - QUALIFYING

Autodromo Internacional Algarve - 4652 mtr.

4	40.586	40.797	103.3	47.646	232.3	2:09.029	10	40.026	41.237	95.2	<u>47.100</u>	230.3	<u>2:08.363</u>
5	40.812	40.998	96.9	47.755	232.3	2:09.565	11	40.487	41.059	100.8	48.016	<u>232.8</u>	2:09.562
6	40.883	40.726	96.8	Pit In	230.8	2:21.553	12	<u>39.985</u>	41.891	87.7	48.320	230.3	2:10.196

48 PASTORIS-PAYEN										Ligier JS Cup									
lap	Sect-1	Speed	Sect-2	Speed	Sect-3	Speed	TopSpeed	laptime	pit	lap	Sect-1	Speed	Sect-2	Speed	Sect-3	Speed	Topspeed	laptime	pit
1	Pit Out		45.138	83.1	49.796			2:17.140		4	<u>40.188</u>		<u>40.629</u>	100.8	47.479		<u>234.3</u>	<u>2:08.296</u>	
2	42.209		41.377	97.2	47.602		225.0	2:11.188		5	40.669		41.440	100.8	47.785		233.3	2:09.894	
3	40.473		41.397	87.1	<u>47.157</u>		233.8	2:09.027		6	40.567		44.509	<u>103.8</u>	Pit In		230.8	2:25.698	

63 CAROFF-ROCHES-FERTE										Ligier JS Cup									
lap	Sect-1	Speed	Sect-2	Speed	Sect-3	Speed	TopSpeed	laptime	pit	lap	Sect-1	Speed	Sect-2	Speed	Sect-3	Speed	Topspeed	laptime	pit
1	Pit Out		44.627	93.8	54.518			2:20.573		7	Pit Out		42.151	<u>103.7</u>	55.116			4:19.438	
2	42.787		41.749	93.0	47.872		205.7	2:12.408		8	41.851		40.130	100.4	47.638		216.4	2:09.619	
3	40.115		40.183	101.8	47.128		<u>233.3</u>	2:07.426		9	39.949		40.477	89.6	47.660		230.8	2:08.086	
4	39.800		39.983	100.1	<u>46.599</u>		231.8	2:06.382		10	39.968		39.946	95.5	46.929		232.3	2:06.843	
5	<u>39.330</u>		<u>39.756</u>	102.4	46.959		231.8	<u>2:06.045</u>		11	40.392		40.270	92.7	Pit In		230.3	2:17.198	
6	44.806		40.901	100.2	Pit In		231.8	2:21.598		12									

70 PETIT-SERVAIS										Ligier JS Cup									
lap	Sect-1	Speed	Sect-2	Speed	Sect-3	Speed	TopSpeed	laptime	pit	lap	Sect-1	Speed	Sect-2	Speed	Sect-3	Speed	Topspeed	laptime	pit
1	Pit Out		44.348	84.0	48.267			2:16.712		5	40.129		40.386	93.5	Pit In		231.8	2:14.843	
2	40.264		40.613	94.6	45.936		232.8	2:06.813		6	Pit Out		41.155	93.6	47.334			4:11.374	
3	<u>39.682</u>		<u>40.134</u>	98.1	<u>45.913</u>		234.3	<u>2:05.729</u>		7	39.823		40.309	<u>98.3</u>	46.722		234.3	2:06.854	
4	40.145		40.293	96.9	50.752		233.8	2:11.190		8	40.163		44.372	97.5	Pit In		<u>235.3</u>	2:26.137	

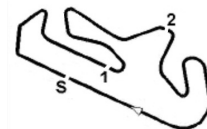
72 COLLET-CRONIER-DAVID										Ligier JS Cup									
lap	Sect-1	Speed	Sect-2	Speed	Sect-3	Speed	TopSpeed	laptime	pit	lap	Sect-1	Speed	Sect-2	Speed	Sect-3	Speed	Topspeed	laptime	pit
1	41.394		41.174	106.2	47.869		227.8	2:10.437		5	Pit Out		41.165	<u>110.0</u>	48.310			4:56.454	
2	<u>40.501</u>		40.937	102.8	47.871		232.3	2:09.309		6	40.832		<u>40.714</u>	103.3	<u>47.696</u>		230.8	<u>2:09.242</u>	
3	41.249		40.769	104.4	47.748		230.8	2:09.766		7	41.084		40.952	106.5	Pit In		<u>233.3</u>	2:19.750	
4	40.780		40.841	104.4	Pit In		231.8	2:20.494		8									

73 SPANO-GALLIC-HOXHA										Ligier JS Cup									
lap	Sect-1	Speed	Sect-2	Speed	Sect-3	Speed	TopSpeed	laptime	pit	lap	Sect-1	Speed	Sect-2	Speed	Sect-3	Speed	Topspeed	laptime	pit
1	Pit Out		43.780	93.5	50.102			2:13.976		7	Pit Out		45.870	93.0	51.920			4:03.682	
2	41.082		41.765	99.4	<u>48.367</u>		227.8	<u>2:11.214</u>		8	42.727		41.978	104.8	49.355		222.2	2:14.060	
3	<u>40.742</u>		41.699	97.1	48.867		229.8	2:11.308		9	41.627		<u>40.949</u>	<u>109.1</u>	49.723		229.3	2:12.299	
4	41.050		42.801	104.0	48.777		227.4	2:12.628		10	41.154		41.697	98.7	48.428		231.8	2:11.279	
5	41.270		41.840	95.7	49.417		230.3	2:12.527		11	42.294		41.684	102.9	48.811		<u>232.8</u>	2:12.789	
6	41.989		42.179	99.1	Pit In		222.2	2:23.207		12	41.258		47.853	89.7	Pit In		231.3	2:32.169	

74 PEDRAZA-PAPIN-MARCHIX										Ligier JS Cup									
lap	Sect-1	Speed	Sect-2	Speed	Sect-3	Speed	TopSpeed	laptime	pit	lap	Sect-1	Speed	Sect-2	Speed	Sect-3	Speed	Topspeed	laptime	pit
1	Pit Out		41.438	106.8	<u>48.255</u>			2:10.068		7	41.015		43.305	101.0	48.746		223.6	2:13.066	
2	41.694		41.593	<u>111.7</u>	48.665		214.3	2:11.952		8	41.194		41.765	101.7	49.227		220.9	2:12.186	
3	41.313		41.710	105.2	48.366		225.5	2:11.389		9	41.288		41.102	105.9	48.340		225.0	2:10.730	
4	41.537		41.246	106.3	48.427		222.2	2:11.210		10	41.083		41.855	100.4	48.506		229.3	2:11.444	
5	41.036		41.195	103.4	48.512		220.4	2:10.743		11	41.146		<u>41.054</u>	104.4	48.258		<u>231.3</u>	<u>2:10.458</u>	
6	55.718		41.589	99.5	48.718		225.9	2:26.025		12	<u>40.566</u>		43.111	96.5	Pit In		228.8	2:25.057	

77 IFAE-GALVANOR-ANDY										Ligier JS Cup									
lap	Sect-1	Speed	Sect-2	Speed	Sect-3	Speed	TopSpeed	laptime	pit	lap	Sect-1	Speed	Sect-2	Speed	Sect-3	Speed	Topspeed	laptime	pit
1	Pit Out		47.000	89.4	51.439			2:28.958		7	41.425		42.314	93.6	Pit In		222.7	2:20.259	
2	43.205		43.320	91.4	49.189		208.5	2:15.714		8	Pit Out		41.090	101.4	48.478			3:56.059	
3	41.422		42.147	94.4	48.170		224.1	2:11.739		9	41.236		41.503	105.0	48.418		231.8	2:11.157	
4	41.854		41.716	91.9	<u>47.877</u>		227.8	2:11.447		10	41.252		<u>41.064</u>	<u>106.2</u>	48.442		<u>232.3</u>	<u>2:10.758</u>	
5	<u>40.975</u>		42.121	90.8	48.359		225.9	2:11.455		11	41.052		41.766	103.9	49.616		230.8	2:12.434	
6	41.754		41.953	91.1	48.690		223.6	2:12.397		12	41.096		41.679	102.5	48.839		228.3	2:11.614	

81 CHICHE-LACORTE										Ligier JS Cup									
lap	Sect-1	Speed	Sect-2	Speed	Sect-3	Speed	TopSpeed	laptime	pit	lap	Sect-1	Speed	Sect-2	Speed	Sect-3	Speed	Topspeed	laptime	pit
1	Pit Out		43.951	98.5	48.505			2:16.320		7	40.471		40.248	108.5	47.480		228.8	2:08.199	
2	41.820		43.071	105.9	47.800		231.3	2:12.691		8	40.462		41.405	100.8	47.355		231.3	2:09.222	
3	40.989		41.137	105.4	47.920		233.3	2:10.046		9	40.345		40.245	106.6	47.320		232.3	2:07.910	
4	40.897		40.887	104.7	47.986		230.8	2:09.770		10	40.216		40.473	103.4	<u>47.269</u>		232.3	2:07.958	


FUN RACING CARS 2022 PORTIMAO

Autódromo Internacional do Algarve

LIGIER JS CUP

20 - 23 October 2022

Laps and Sector Times - QUALIFYING

Autodromo Internacional Algarve - 4652 mtr.

5	40.920	41.114	107.4	Pit In	230.8	2:18.821	11	40.265	40.819	<u>110.2</u>	47.638	<u>233.8</u>	2:08.722
6	Pit Out	41.544	106.1	47.607		3:52.136	12	<u>39.925</u>	<u>39.993</u>	101.7	47.407	232.3	<u>2:07.325</u>

88 BENOIT-DU CASTEL													Ligier JS Cup						
lap	Sect-1	Speed	Sect-2	Speed	Sect-3	Speed	TopSpeed	laptime	pit	lap	Sect-1	Speed	Sect-2	Speed	Sect-3	Speed	Topspeed	laptime	pit
1	Pit Out		44.173	99.7	49.808			2:17.508		6	41.907		42.617	100.5	48.915		226.9	2:13.439	
2	42.655		43.442	99.2	50.796		<u>228.3</u>	2:16.893		7	41.449		44.663	<u>104.1</u>	Pit In		225.9	2:28.408	
3	42.280		43.249	95.8	49.318		225.5	2:14.847		8	Pit Out		42.631	100.7	48.715			3:55.250	
4	42.058		42.700	102.0	48.763		<u>228.3</u>	2:13.521		9	41.301		<u>41.837</u>	100.2	<u>48.140</u>		227.8	<u>2:11.278</u>	
5	41.656		42.423	102.1	48.863		226.9	2:12.942		10	<u>40.680</u>		48.679	77.5	Pit In		227.8	2:35.898	

93 MARQUES-RODRIGUES													Ligier JS Cup						
lap	Sect-1	Speed	Sect-2	Speed	Sect-3	Speed	TopSpeed	laptime	pit	lap	Sect-1	Speed	Sect-2	Speed	Sect-3	Speed	Topspeed	laptime	pit
1	Pit Out		41.455	103.8	47.061			2:07.566		7	Pit Out		41.452	105.3	48.047			4:36.374	
2	41.461		41.017	104.1	47.124		225.9	2:09.602		8	<u>39.551</u>		40.463	108.7	47.703		231.3	2:07.717	
3	40.287		40.726	105.0	46.816		226.4	2:07.829		9	40.295		40.563	106.7	<u>46.747</u>		229.8	<u>2:07.605</u>	
4	40.084		41.700	107.8	47.372		226.9	2:09.156		10	40.135		40.529	102.5	47.195		<u>232.3</u>	2:07.859	
5	40.120		40.885	109.5	47.923		227.8	2:08.928		11	39.690		40.721	105.1	Pit In		<u>232.3</u>	2:17.973	
6	40.817		<u>40.071</u>	<u>110.7</u>	Pit In		224.1	2:14.920		12									

97 RITZI-VELLODI-KELLER													Ligier JS Cup						
lap	Sect-1	Speed	Sect-2	Speed	Sect-3	Speed	TopSpeed	laptime	pit	lap	Sect-1	Speed	Sect-2	Speed	Sect-3	Speed	Topspeed	laptime	pit
1	41.448		42.016	87.9	Pit In		230.3	2:23.466		7	41.852		42.709	86.7	51.545		227.8	2:16.106	
2	Pit Out		46.533	85.3	53.785			5:52.706		8	41.402		42.279	89.8	50.451		225.0	2:14.132	
3	44.264		42.455	87.7	53.246		224.5	2:19.965		9	41.233		41.465	92.8	48.910		231.3	2:11.608	
4	41.122		41.526	88.5	<u>47.838</u>		230.8	<u>2:10.486</u>		10	43.295		42.159	86.5	49.288		228.8	2:14.742	
5	42.050		46.029	89.6	50.930		<u>232.8</u>	2:19.009		11	41.928		41.642	89.6	49.123		228.3	2:12.693	
6	<u>40.854</u>		<u>41.407</u>	90.5	49.027		231.3	2:11.288		12	41.182		41.969	85.8	49.824		228.8	2:12.975	

125 CHAUDET-MOREL-BARBOSA FERREIRA													Ligier JS Cup						
lap	Sect-1	Speed	Sect-2	Speed	Sect-3	Speed	TopSpeed	laptime	pit	lap	Sect-1	Speed	Sect-2	Speed	Sect-3	Speed	Topspeed	laptime	pit
1	42.396		45.719	79.7	Pit In		222.7	2:31.646		6	43.256		43.436	91.5	Pit In		226.9	2:25.454	
2	Pit Out		59.490	94.7	<u>47.740</u>			4:39.518		7	Pit Out		43.220	99.6	50.255			4:53.806	
3	41.203		41.475	92.5	48.798		229.3	2:11.476		8	40.690		<u>40.510</u>	<u>104.2</u>	48.275		229.8	<u>2:09.475</u>	
4	42.086		41.341	101.0	47.832		229.3	2:11.259		9	<u>40.376</u>		41.295	98.2	Pit In		229.3	2:22.891	
5	41.165		41.716	88.9	48.014		226.9	2:10.895		10	Pit Out		56.295	87.1	Pit In			5:43.306	

299 ANTHONY-KRILL-LAGRANGE-REMMY													Ligier JS Cup						
lap	Sect-1	Speed	Sect-2	Speed	Sect-3	Speed	TopSpeed	laptime	pit	lap	Sect-1	Speed	Sect-2	Speed	Sect-3	Speed	Topspeed	laptime	pit
1	Pit Out		47.095	99.8	51.756			2:28.066		4	40.055		<u>40.404</u>	101.2	47.427		232.3	2:07.886	
2	42.674		41.064	106.7	47.218		213.0	2:10.956		5	40.216		44.012	<u>108.3</u>	Pit In		231.3	2:21.383	
3	<u>39.913</u>		40.653	97.6	<u>46.757</u>		<u>235.3</u>	<u>2:07.323</u>		6	Pit Out		51.196	91.7	Pit In			7:46.061	

408 MARGOT-DOURS-DEPAEPE													Ligier JS Cup						
lap	Sect-1	Speed	Sect-2	Speed	Sect-3	Speed	TopSpeed	laptime	pit	lap	Sect-1	Speed	Sect-2	Speed	Sect-3	Speed	Topspeed	laptime	pit
1	Pit Out		47.891	88.5	49.500			2:22.524		6	40.542		41.193	99.2	47.584		220.9	2:09.319	
2	41.623		42.281	93.6	48.207		217.7	2:12.111		7	40.864		<u>40.776</u>	<u>99.3</u>	47.792		228.8	2:09.432	
3	40.492		41.565	95.7	<u>47.341</u>		222.2	2:09.398		8	41.839		43.607	88.1	51.403		225.5	2:16.849	
4	41.107		42.877	94.7	Pit In		219.1	2:23.412		9	<u>40.343</u>		40.838	94.8	47.417		<u>233.3</u>	<u>2:08.598</u>	
5	Pit Out		41.699	93.8	48.249			4:40.363		10	46.051		47.768	84.2	Pit In		191.2	2:37.018	