

FUN RACING CARS 2022 PORTIMAO

Autódromo Internacional do Algarve

FUN CUP

20 - 23 October 2022

Laps and Sector Times - QUALIFYING

Autodromo Internacional Algarve - 4652 mtr.

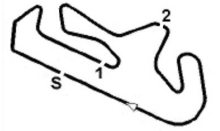
2 BONHAM - THOMAS									VW Fun Cup										
lap	Sect-1	Speed	Sect-2	Speed	Sect-3	Speed	TopSpeed	laptime	pit	lap	Sect-1	Speed	Sect-2	Speed	Sect-3	Speed	Topspeed	laptime	pit
1	Pit Out		42.287	105.6	48.810			2:16.093		14	15:49.833		43.555	89.5	50.074	163.6	192.2	17:23.462	
2	42.335		42.236	105.2	48.809	163.6	187.8	2:13.380		15	42.573		42.299	<u>115.3</u>	48.382	157.2	190.8	2:13.254	
3	42.177		42.402	103.4	51.511	165.1	192.5	2:16.090		16	42.045		43.467	104.7	48.781	165.9	191.8	2:14.293	
4	42.265		42.511	99.3	48.839	160.0	191.5	2:13.615		17	42.224		42.652	99.6	48.527	166.7	192.5	2:13.403	
5	43.209		42.612	98.8	48.667	161.4	190.1	2:14.488		18	41.987		43.123	107.9	49.536	165.1	191.5	2:14.646	
6	42.716		42.542	104.5	50.137	166.7	191.8	2:15.395		19	43.339		42.302	110.8	<u>48.306</u>	160.7	191.2	2:13.947	
7	53.393		56.486	59.5	Pit In	129.5	108.2	3:02.234		20	10:53.328		42.970	102.2	48.956	165.1	192.5	12:25.254	
8	Pit Out		42.580	100.1	50.274			7:01.846		21	41.928		<u>42.156</u>	104.7	48.845	167.4	<u>193.9</u>	<u>2:12.929</u>	
9	43.048		43.732	87.8	49.334	159.3	191.2	2:16.114		22	41.899		42.706	99.4	48.324	165.1	193.2	2:12.929	
10	44.227		43.151	103.3	51.685	169.8	193.2	2:19.063		23	42.691		44.769	100.1	49.187	168.2	<u>193.9</u>	2:16.647	
11	42.001		43.211	96.4	49.535	162.2	192.2	2:14.747		24	41.994		48.089	98.1	48.461	<u>170.6</u>	192.2	2:18.544	
12	43.814		42.391	98.9	50.057	163.6	192.2	2:16.262		25	<u>41.879</u>		45.847	98.8	49.160	165.9	192.5	2:16.886	
13	42.646		42.947	100.1	48.750	162.2	192.2	2:14.343		26									

5 MAES-MAES-DESMET									VW Fun Cup										
lap	Sect-1	Speed	Sect-2	Speed	Sect-3	Speed	TopSpeed	laptime	pit	lap	Sect-1	Speed	Sect-2	Speed	Sect-3	Speed	Topspeed	laptime	pit
1	41.709		41.810	97.4	47.581	163.6	191.2	2:11.100		12	Pit Out		41.055	93.8	47.741			26:33.200	
2	41.299		41.101	95.7	47.427	164.4	191.5	2:09.827		13	41.154		41.773	100.3	47.369	162.9	191.8	2:10.296	
3	41.795		41.944	97.2	47.504	170.6	<u>194.2</u>	2:11.243		14	41.106		41.312	95.2	46.996	163.6	191.2	2:09.414	
4	44.094		42.222	93.0	48.544	166.7	192.2	2:14.860		15	41.901		41.496	96.1	47.051	165.9	191.8	2:10.448	
5	41.634		41.091	95.4	46.899	168.2	192.5	2:09.624		16	41.115		40.995	113.0	47.235	167.4	192.5	2:09.345	
6	41.266		41.168	91.8	47.226	166.7	192.9	2:09.660		17	41.174		45.010	73.2	Pit In	165.1	191.5	2:43.156	
7	41.603		41.499	88.7	Pit In	165.1	191.8	2:18.048		18	Pit Out		41.838	92.7	Pit In			9:52.931	
8	Pit Out		42.292	103.4	47.859			5:27.262		19	Pit Out		40.976	95.5	47.078			4:30.110	
9	41.245		41.083	99.6	<u>46.878</u>	169.0	192.9	2:09.206		20	<u>40.929</u>		<u>40.684</u>	<u>121.5</u>	48.481	165.1	192.5	2:10.094	
10	42.040		43.191	99.9	Pit In	<u>173.9</u>	193.5	2:22.291		21	41.109		40.909	90.8	47.041	165.1	192.2	<u>2:09.059</u>	
11	Pit Out		42.593	92.6	Pit In			4:31.063		22	41.846		42.156	84.7	Pit In	166.7	192.5	2:21.011	

24 DUMAREY - GLORIEUX									VW Fun Cup										
lap	Sect-1	Speed	Sect-2	Speed	Sect-3	Speed	TopSpeed	laptime	pit	lap	Sect-1	Speed	Sect-2	Speed	Sect-3	Speed	Topspeed	laptime	pit
1	Pit Out		42.347	108.4	47.638			2:09.807		12	Pit Out		40.920	107.1	47.364			16:02.480	
2	41.400		40.969	103.0	<u>46.984</u>	170.6	191.8	2:09.353		13	41.205		41.748	95.0	47.113	165.9	192.2	2:10.066	
3	41.624		41.403	109.2	47.130	170.6	193.2	2:10.157		14	40.943		41.779	103.4	48.244	173.9	<u>193.9</u>	2:10.966	
4	41.988		41.685	103.1	Pit In	167.4	192.9	2:22.720		15	41.134		41.741	101.7	47.431	171.4	193.2	2:10.306	
5	Pit Out		42.303	107.0	48.250			4:30.966		16	42.081		41.256	99.4	48.317	<u>175.6</u>	193.5	2:11.654	
6	41.985		41.408	111.1	47.396	167.4	192.9	2:10.789		17	42.386		41.478	106.4	47.015	169.0	193.5	2:10.879	
7	41.026		42.169	103.4	48.170	167.4	192.5	2:11.365		18	40.923		43.740	79.3	Pit In	173.1	193.2	2:43.592	
8	41.682		41.500	102.9	47.058	172.2	193.5	2:10.240		19	Pit Out		41.327	115.5	47.585			16:10.329	
9	41.337		42.225	106.4	47.290	172.2	193.2	2:10.852		20	41.068		<u>40.538</u>	<u>116.6</u>	47.668	165.9	191.8	<u>2:09.274</u>	
10	41.171		40.760	108.7	47.477	165.9	191.8	2:09.408		21	<u>40.822</u>		41.446	100.8	47.993	169.0	193.5	2:10.261	
11	40.956		41.039	109.1	Pit In	165.9	192.2	2:20.946		22	41.298		41.885	105.5	Pit In	174.8	192.5	2:16.303	

31 SCHIRRER-ROGER-JOUBIN									VW Fun Cup										
lap	Sect-1	Speed	Sect-2	Speed	Sect-3	Speed	TopSpeed	laptime	pit	lap	Sect-1	Speed	Sect-2	Speed	Sect-3	Speed	Topspeed	laptime	pit
1	42.353		42.794	107.7	48.221	162.2	192.5	2:13.368		15	43.990		45.991	96.8	Pit In	165.1	193.2	2:29.089	
2	42.111		42.372	106.4	48.328	165.1	191.8	2:12.811		16	Pit Out		43.769	98.5	49.300			3:44.125 D	
3	42.418		42.620	106.3	<u>47.870</u>	166.7	193.2	2:12.908		17	12:34.149		47.426	98.3	50.101	135.3	133.0	14:11.676	
4	43.277		43.988	105.3	50.410	168.2	190.5	2:17.675		18	45.264		44.370	99.7	50.189	165.1	192.5	2:19.823	
5	43.223		42.626	102.3	Pit In	160.7	191.8	2:25.745		19	45.107		43.650	100.4	51.078	163.6	191.8	2:19.835	
6	Pit Out		44.604	96.3	50.519			3:30.612		20	43.986		46.976	90.3	53.857	164.4	192.2	2:24.819	
7	43.407		44.237	93.9	50.055	160.0	191.8	2:17.699		21	47.131		45.942	88.5	Pit In	159.3	180.6	2:36.018	
8	45.636		54.010	53.8	1:02.302	165.1	189.1	2:41.948		22	Pit Out		<u>42.264</u>	104.2	48.691			3:41.524	
9	43.380		44.368	106.4	49.404	165.1	191.5	2:17.152		23	10:09.737		43.801	99.6	48.757	160.7	121.5	11:42.295	
10	44.007		44.030	98.4	49.154	163.6	191.5	2:17.191		24	42.652		42.586	106.3	48.215	163.6	191.5	2:13.453	
11	43.497		45.851	94.2	49.780	162.9	187.8	2:19.128		25	43.275		42.835	<u>109.1</u>	48.376	<u>169.0</u>	189.1	2:14.486	
12	43.631		44.545	95.2	49.524	165.1	191.5	2:17.700		26	42.565		42.528	107.5	48.277	165.9	193.5	2:13.370	
13	44.409		44.017	96.8	49.580	167.4	192.5	2:18.006		27	43.121		43.512	92.2	48.168	165.1	193.2	2:14.801	
14	44.000		44.843	95.6	50.944	168.2	192.2	2:19.787		28	<u>41.794</u>		42.482	107.9	48.227	164.4	<u>193.9</u>	<u>2:12.503</u>	

33 TABERY-TABERY-TABERY									VW Fun Cup										
lap	Sect-1	Speed	Sect-2	Speed	Sect-3	Speed	TopSpeed	laptime	pit	lap	Sect-1	Speed	Sect-2	Speed	Sect-3	Speed	Topspeed	laptime	pit
1	Pit Out		43.715	104.4	49.290			2:12.823		16	42.402		41.777	108.1	48.316	161.4	191.8	2:12.495	
2	42.236		42.799	101.0	48.759	162.9	189.5	2:13.794		17	10:58.581		41.784	<u>114.4</u>	51.977	163.6	126.6	12:32.342	
3	42.195		42.826	108.7	48.765	162.9	191.8	2:13.786		18	43.155		43.337	110.9	49.200	151.9	187.8	2:15.692	
4	42.145		42.371	<u>114.4</u>	48.899	162.9	191.8	2:13.415		19	42.482		42.072	103.5	48.519	165.9	192.9	2:13.073	



FUN RACING CARS 2022 PORTIMAO

Autódromo Internacional do Algarve

FUN CUP

20 - 23 October 2022

Laps and Sector Times - QUALIFYING

Autodromo Internacional Algarve - 4652 mtr.

5	43.580	42.960	106.2	49.636	162.9	191.8	2:16.176	20	42.278	41.832	109.4	48.868	162.9	193.9	2:12.978
6	42.148	42.791	107.4	48.957	160.0	191.5	2:13.896	21	42.745	42.460	97.1	49.260	163.6	191.8	2:14.465
7	42.061	43.245	105.6	48.306	164.4	191.5	2:24.322	22	42.031	42.997	97.1	48.781	165.1	192.5	2:13.809
8	Pit Out	43.753	104.4	48.466			4:34.169	23	42.483	42.238	105.5	49.254	164.4	191.8	2:13.975
9	42.335	42.140	101.5	48.845	165.9	192.9	2:13.320	24	42.129	45.584	103.3	Pit In	165.9	191.5	2:31.419
10	42.553	43.176	105.7	48.475	166.7	192.5	2:14.204	25	Pit Out	43.462	104.4	49.296			11:34.057
11	43.747	42.888	104.5	48.074	162.9	191.8	2:14.709	26	42.102	41.940	105.5	48.048	162.9	191.2	2:12.090
12	42.846	41.981	105.8	48.748	165.1	192.5	2:13.575	27	41.671	<u>41.494</u>	107.0	<u>47.623</u>	164.4	190.8	<u>2:10.788</u>
13	42.237	41.804	97.6	49.070	163.6	190.5	2:13.111	28	43.666	41.659	107.6	48.210	<u>170.6</u>	192.5	2:13.535
14	42.648	41.738	113.9	48.714	161.4	191.5	2:13.100	29	<u>41.625</u>	41.934	93.3	48.308	169.8	<u>194.2</u>	2:11.867
15	44.157	41.759	106.1	49.173	165.9	193.9	2:15.089	30	42.271	41.739	102.8	48.586	168.2	<u>194.2</u>	2:12.596

66 CAPPELLETTO-MULLER-MULLER									VW Fun Cup										
lap	Sect-1	Speed	Sect-2	Speed	Sect-3	Speed	TopSpeed	laptime	pit	lap	Sect-1	Speed	Sect-2	Speed	Sect-3	Speed	Topspeed	laptime	pit
1	42.768		41.963	101.5	48.536	161.4	190.8	2:13.267		16	10:14.871		41.951	96.2	48.112	157.9	169.0	11:44.934	
2	41.606		41.598	103.1	47.899	165.1	192.2	2:11.103		17	41.678		41.168	102.8	47.787	169.8	191.8	2:10.633	
3	42.932		42.231	94.9	48.306	167.4	193.5	2:13.469		18	41.199		42.090	100.4	48.458	162.9	192.5	2:11.747	
4	42.111		41.569	105.1	47.648	169.0	192.2	2:11.328		19	41.447		41.741	101.7	47.167	169.0	192.9	2:10.355	
5	42.297		41.885	97.6	49.725	165.9	191.5	2:13.907		20	41.375		41.352	98.4	47.562	164.4	192.2	2:10.289	
6	42.325		42.848	92.9	Pit In	160.7	191.5	2:22.539		21	41.313		42.144	100.5	47.595	161.4	191.5	2:11.052	
7	Pit Out		45.620	108.1	49.358			6:41.913		22	41.249		41.209	103.3	52.181	163.6	191.2	2:14.639	
8	43.216		42.405	102.6	48.153	161.4	190.8	2:13.774		23	41.331		40.995	98.5	47.661	162.2	191.5	2:09.987	
9	41.992		42.094	104.7	48.404	165.1	191.5	2:12.490		24	10:39.363		41.228	98.1	<u>46.817</u>	164.4	192.2	12:07.408	
10	42.408		42.694	111.5	49.755	165.9	192.2	2:14.857		25	<u>40.772</u>		41.384	102.5	47.715	171.4	193.9	2:09.871	
11	43.534		43.080	96.1	50.307	165.9	193.5	2:16.921		26	41.759		<u>40.756</u>	106.1	47.211	168.2	193.5	<u>2:09.726</u>	
12	44.838		43.430	93.8	48.585	153.8	184.0	2:16.853		27	41.246		42.154	102.4	47.705	172.2	<u>195.7</u>	2:11.105	
13	42.455		45.838	<u>114.3</u>	51.317	165.1	191.5	2:19.610		28	41.332		41.595	97.6	47.723	170.6	192.9	2:10.650	
14	43.279		41.828	100.4	47.943	166.7	192.5	2:13.050		29	41.770		41.221	99.7	47.645	<u>173.1</u>	194.2	2:10.636	
15	42.061		42.307	106.7	49.585	162.9	192.2	2:13.953		30	41.750		41.497	104.7	47.133	164.4	192.9	2:10.380	

72 LELEU-MARY-TRI BUT									VW Fun Cup											
lap	Sect-1	Speed	Sect-2	Speed	Sect-3	Speed	TopSpeed	laptime	pit	lap	Sect-1	Speed	Sect-2	Speed	Sect-3	Speed	Topspeed	laptime	pit	
1	42.476		42.696	102.7	48.816	160.7	190.1	2:13.988		14	<u>41.837</u>		<u>41.699</u>	101.1	48.010	<u>169.0</u>	189.1	<u>2:11.546</u>		
2	42.712		42.587	102.6	48.368	162.9	185.9	2:13.667		15	42.371		42.494	103.6	48.041	165.1	193.5	2:12.906		
3	42.132		42.548	106.8	48.734	162.2	189.5	2:13.414		16	44.985		43.045	95.2	Pit In	<u>169.0</u>	191.2	2:23.755		
4	42.342		42.469	110.2	48.522	160.0	186.5	2:13.333		17	Pit Out		42.794	100.7	49.116			15:11.171		
5	42.574		42.591	103.1	Pit In	166.7	189.8	2:23.631		18	42.262		42.079	104.9	48.740	163.6	190.5	2:13.081		
6	Pit Out		43.614	99.3	48.473			3:10.319		19	43.120		42.717	<u>113.1</u>	48.870	161.4	191.2	2:14.707		
7	42.918		42.870	110.2	48.486	164.4	192.9	2:14.274		20	42.543		41.997	111.6	48.500	160.0	184.6	2:13.040		
8	46.584		53.518	49.5	1:02.400	162.2	186.5	2:42.502		21	42.320		42.160	108.9	48.820	160.0	187.5	2:13.300		
9	43.000		43.611	108.3	48.450	160.0	187.8	2:15.061		22	42.127		42.299	110.0	Pit In	160.0	187.8	2:23.110		
10	42.422		42.091	103.3	47.977	168.2	193.2	2:12.490		23	Pit Out		53.076	83.0	53.293			22:41.093		
11	42.170		41.925	104.5	<u>47.655</u>	163.6	191.8	2:11.750		24	42.519		42.873	99.6	48.422	160.7	190.8	2:13.814		
12	42.008		42.653	110.1	47.956	167.4	<u>195.3</u>	2:12.617		25	42.003		42.790	106.7	48.881	162.2	189.8	2:13.674		
13	42.641		43.347	100.7	47.895	<u>169.0</u>	194.6	2:13.883		26										

116 RIVALS-CHETCUTI-RIVALS-RIVALS									VW Fun Cup										
lap	Sect-1	Speed	Sect-2	Speed	Sect-3	Speed	TopSpeed	laptime	pit	lap	Sect-1	Speed	Sect-2	Speed	Sect-3	Speed	Topspeed	laptime	pit
1	42.606		42.859	109.1	48.925	160.7	191.8	2:14.390		16	42.495		42.344	112.1	50.457	159.3	187.5	2:15.296	
2	42.983		43.857	99.8	Pit In	160.0	189.5	2:28.142		17	9:55.580		44.978	96.4	48.305	134.3	116.8	11:28.863	
3	Pit Out		44.107	108.1	51.877			5:26.029		18	42.964		41.932	102.7	48.958	162.2	192.5	2:13.854	D
4	43.491		42.583	105.0	49.286	155.8	183.4	2:15.360		19	42.065		41.727	103.0	48.315	160.0	191.8	2:12.107	
5	43.094		42.934	106.3	49.522	160.7	191.2	2:15.550		20	42.119		42.319	101.2	48.781	164.4	191.5	2:13.219	
6	43.104		43.973	112.7	50.324	162.9	191.8	2:17.401		21	42.702		42.806	100.9	48.655	156.5	190.8	2:14.163	
7	51.613		56.370	54.2	1:00.647	139.5	141.0	2:48.630		22	42.107		42.204	94.5	48.679	161.4	191.5	2:12.990	
8	43.511		42.793	104.1	48.964	160.0	191.8	2:15.268		23	42.089		42.847	96.5	49.672	164.4	192.2	2:14.608	
9	42.794		42.211	109.1	48.190	165.9	192.2	2:13.195		24	44.166		42.059	104.0	48.751	158.6	184.9	2:14.976	
10	47.262		45.164	100.9	51.325	164.4	<u>192.9</u>	2:23.751		25	10:21.222		43.292	96.3	49.093	137.9	137.6	11:53.607	
11	43.130		44.127	105.5	50.274	162.9	192.5	2:17.531		26	44.341		42.057	105.9	49.579	<u>169.8</u>	181.8	2:15.977	
12	43.297		42.772	<u>114.2</u>	48.577	162.9	192.5	2:14.646		27	<u>41.648</u>		46.320	95.2	50.609	164.4	192.5	2:18.577	
13	43.047		42.615	107.8	49.588	160.7	187.8	2:15.250		28	41.884		<u>41.623</u>	103.6	48.091	160.0	190.8	<u>2:11.598</u>	
14	41.877		42.600	107.5	48.343	165.1	192.5	2:12.820		29	43.288		50.355	91.3	50.981	165.1	189.8	2:24.624	
15	42.541		45.570	103.3	51.307	165.1	192.5	2:19.418		30	42.114		41.658	103.1	<u>47.871</u>	159.3	187.8	2:11.643	

133 BELIN-PUECH-CASALE									VW Fun Cup										
lap	Sect-1	Speed	Sect-2	Speed	Sect-3	Speed	TopSpeed	laptime	pit	lap	Sect-1	Speed	Sect-2	Speed	Sect-3	Speed	Topspeed	laptime	pit
1	42.110		<u>41.566</u>	105.4	49.036	160.7	190.1	2:12.712		15	11:02.527		43.407	93.8	48.474	162.9	187.2	12:34.408	
2	42.140		42.479	<u>114.9</u>	48.262	165.1	193.2	2:12.881	D	16	43.104		41.996	98.7	48.738	160.7	190.1	2:13.838	


FUN RACING CARS 2022 PORTIMAO

Autódromo Internacional do Algarve

FUN CUP

20 - 23 October 2022

Laps and Sector Times - QUALIFYING

Autodromo Internacional Algarve - 4652 mtr.

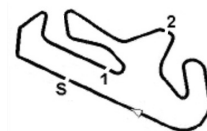
3	45.138	42.334	106.7	Pit In	165.9	192.5	2:24.576	17	42.285	41.893	105.8	48.444	160.0	190.1	2:12.622
4	Pit Out	57.386	63.7	54.963			3:49.782	18	42.375	43.063	102.2	48.345	160.7	189.8	2:13.783
5	42.837	43.673	106.0	49.029	165.1	192.9	2:15.539	19	41.913	42.417	104.1	48.419	162.2	191.8	2:12.749
6	44.433	42.795	102.9	48.935	165.1	192.2	2:16.163	20	42.052	43.280	108.9	48.599	160.7	191.5	2:13.931
7	50.821	56.205	50.7	1:00.590	160.7	157.0	2:47.616	21	42.097	42.143	100.0	Pit In	160.0	188.5	2:27.832
8	43.515	42.445	108.9	48.511	165.9	<u>193.5</u>	2:14.471	22	Pit Out	43.715	93.2	1:01.134			3:40.147
9	42.140	42.421	106.4	49.446	165.9	192.2	2:14.007	23	9:15.957	43.282	92.3	50.308	127.2	141.7	10:49.547
10	43.804	42.267	104.7	48.997	166.7	<u>193.5</u>	2:15.068	24	42.483	41.829	111.6	48.183	163.6	191.8	2:12.495
11	44.736	51.345	99.9	49.327	160.7	188.5	2:25.408	25	42.029	41.711	103.7	48.012	160.7	191.5	<u>2:11.752</u>
12	42.386	42.353	101.6	Pit In	166.7	192.9	2:27.898	26	<u>41.800</u>	43.335	104.8	48.860	164.4	192.5	2:13.995
13	Pit Out	43.299	111.8	48.309		5:29.919		27	41.996	42.132	108.4	48.371	162.2	191.5	2:12.499
14	43.706	43.184	99.1	48.438	<u>168.2</u>	191.5	2:15.328	28	42.285	41.870	105.0	<u>47.818</u>	161.4	190.8	2:11.973

135 LEMOINE-PASQUOTTI-ROTH									VW Fun Cup								
lap	Sect-1	Speed	Sect-2	Speed	Sect-3	Speed	TopSpeed	laptime pit	lap	Sect-1	Speed	Sect-2	Speed	Sect-3	Speed	Topspeed	laptime pit
1	42.080		43.295	107.8	48.276	164.4	191.8	2:13.651	15	42.975		43.124	115.4	50.008	163.6	181.2	2:16.107
2	42.212		41.925	108.1	48.245	160.0	190.8	2:12.382	16	11:46.116		<u>41.519</u>	<u>117.5</u>	48.490	161.4	191.8	13:16.125
3	41.657		42.428	112.4	47.915	165.9	192.2	2:12.000	17	41.712		41.966	92.5	48.462	169.0	191.8	2:12.140
4	43.019		42.464	107.9	Pit In	162.9	189.8	2:24.528	18	41.964		41.604	115.1	48.635	165.1	192.9	2:12.203
5	Pit Out		43.760	95.9	50.235		4:39.676		19	41.994		41.863	98.5	47.820	165.9	191.5	2:11.677
6	46.642		45.049	98.8	51.156	159.3	191.8	2:22.847	20	41.699		41.869	110.4	48.965	163.6	190.1	2:12.533
7	47.023		45.288	67.9	59.540	160.7	139.5	2:31.851	21	41.794		42.310	99.4	Pit In	<u>170.6</u>	193.2	2:19.425
8	45.445		43.272	112.0	50.149	165.1	191.5	2:18.866	22	Pit Out		42.059	107.6	47.756			4:49.337
9	43.533		43.640	105.0	48.824	167.4	188.8	2:15.997	23	10:11.592		43.815	102.1	48.641	163.6	97.6	11:44.048
10	42.868		43.133	94.6	48.975	165.1	191.8	2:14.976	24	42.173		42.044	111.5	48.683	163.6	191.8	2:12.900
11	42.830		44.428	97.6	50.709	166.7	192.5	2:17.967	25	42.808		41.765	106.1	<u>47.590</u>	165.1	190.8	2:12.163
12	43.484		43.678	103.7	48.740	168.2	<u>194.6</u>	2:15.902	26	41.739		42.669	110.9	47.866	168.2	190.5	2:12.274
13	44.028		44.652	97.4	50.563	164.4	192.2	2:19.243	27	42.348		41.839	113.1	47.819	164.4	192.2	2:12.006
14	43.348		42.968	112.7	49.914	158.6	189.8	2:16.230	28	<u>41.423</u>		41.668	115.1	47.738	168.2	192.2	<u>2:10.829</u>

142 BROOKS-HAEZEBROUCK-HAEZEBROUCK-HAEZEBROUCK									VW Fun Cup								
lap	Sect-1	Speed	Sect-2	Speed	Sect-3	Speed	TopSpeed	laptime pit	lap	Sect-1	Speed	Sect-2	Speed	Sect-3	Speed	Topspeed	laptime pit
1	44.145		44.284	94.7	50.598	162.2	181.8	2:19.027	14	47.525		47.781	93.8	53.982	155.8	186.9	2:29.288
2	44.690		44.560	102.6	50.789	153.2	185.9	2:20.039	15	12:40.358		47.907	93.2	1:02.401	157.9	190.8	14:30.666
3	<u>43.725</u>		44.482	100.7	50.847	157.9	187.5	2:19.054	16	49.309		48.507	92.4	55.970	138.5	180.6	2:33.786
4	43.800		<u>43.856</u>	<u>107.5</u>	49.981	155.2	188.8	2:17.637 D	17	47.938		47.804	93.5	Pit In	151.9	185.2	2:42.088
5	44.209		44.121	101.7	50.106	158.6	187.2	2:18.436	18	Pit Out		45.335	98.6	52.123			4:01.335
6	44.993		44.334	94.7	49.893	160.0	190.1	2:19.220	19	43.855		44.123	97.6	50.584	161.4	191.8	2:18.562
7	43.981		44.712	99.1	<u>49.560</u>	<u>162.9</u>	192.5	<u>2:18.253</u>	20	45.270		44.721	94.2	50.536	158.6	187.5	2:20.527
8	53.135		1:10.287	55.6	1:10.259	<u>162.9</u>	<u>193.2</u>	3:13.681	21	44.168		46.492	93.1	55.250	155.2	188.2	2:25.910
9	44.233		43.878	97.6	Pit In	146.3	186.2	2:26.202	22	9:32.208		48.971	85.0	53.681	123.7	140.3	11:14.860
10	Pit Out		50.702	84.4	55.612		5:56.542		23	47.022		45.807	93.1	53.168	152.5	173.6	2:25.997
11	49.018		49.766	92.9	54.803	153.8	187.5	2:33.587	24	46.080		44.806	96.4	1:37.210	153.8	188.8	3:08.096
12	47.290		48.824	95.8	55.756	156.5	190.5	2:31.870	25	46.659		44.836	101.5	52.129	154.5	187.5	2:23.624
13	48.456		47.533	93.7	53.539	154.5	187.2	2:29.528	26	48.983		46.384	95.2	51.352	159.3	190.5	2:26.719

154 MARTIN-MORALES-BUI SSET									VW Fun Cup								
lap	Sect-1	Speed	Sect-2	Speed	Sect-3	Speed	TopSpeed	laptime pit	lap	Sect-1	Speed	Sect-2	Speed	Sect-3	Speed	Topspeed	laptime pit
1	45.813		46.683	92.5	51.377	157.2	179.1	2:23.873	15	<u>42.629</u>		43.128	98.5	Pit In	163.6	192.9	2:25.242
2	46.313		46.759	89.6	51.406	160.0	186.9	2:24.478	16	Pit Out		46.177	91.1	50.750			13:45.397
3	44.948		47.227	99.1	52.051	158.6	187.5	2:24.226	17	43.865		45.346	93.2	50.129	159.3	188.2	2:19.340
4	43.400		44.551	89.2	49.715	160.0	190.1	2:17.666	18	43.366		43.953	99.4	49.588	167.4	187.8	2:16.907
5	45.325		45.267	96.8	Pit In	160.0	184.6	2:34.010	19	44.552		44.085	96.3	49.620	161.4	184.9	2:18.257
6	Pit Out		45.644	94.5	50.467		5:07.166		20	42.917		45.409	<u>105.3</u>	52.185	160.0	190.8	2:20.511
7	50.314		47.158	80.4	56.381	165.1	122.9	2:33.853	21	43.801		46.193	90.8	49.963	158.6	179.4	2:19.957
8	43.843		43.694	94.7	50.067	159.3	191.5	2:17.604	22	44.274		44.372	96.9	49.988	159.3	177.0	2:18.634
9	44.388		43.617	92.0	49.091	164.4	193.5	2:17.096	23	45.847		46.064	78.0	53.515	168.2	186.2	2:25.426
10	42.926		43.420	105.0	48.898	162.9	192.5	2:15.244	24	11:18.966		45.592	89.7	55.905	149.4	156.1	13:00.463
11	43.984		44.382	82.2	49.446	165.9	193.2	2:17.812	25	44.652		44.438	98.4	50.497	154.5	178.8	2:19.587
12	43.324		<u>43.088</u>	96.8	<u>48.240</u>	<u>169.0</u>	<u>194.2</u>	<u>2:14.652</u>	26	45.039		44.437	99.4	49.859	160.7	183.4	2:19.335
13	43.991		45.068	98.2	50.827	167.4	193.9	2:19.886	27	43.540		45.760	98.5	51.072	160.0	190.5	2:20.372
14	43.797		43.952	99.1	48.846	157.9	188.5	2:16.595	28	42.891		43.793	96.1	50.553	163.6	192.5	2:17.237

156 ROBIN-ROBIN-ROBIN									VW Fun Cup								
lap	Sect-1	Speed	Sect-2	Speed	Sect-3	Speed	TopSpeed	laptime pit	lap	Sect-1	Speed	Sect-2	Speed	Sect-3	Speed	Topspeed	laptime pit
1			41.427	100.9	47.591		190.8	2:05.313	15	12:23.865		41.972	113.9	48.452	161.4	191.5	13:54.289
2	42.104		41.122	107.1	47.572	162.9	191.5	2:10.798	16	41.760		41.710	102.1	47.829	168.2	191.8	2:11.299
3	41.964		41.989	104.4	47.701	163.6	191.5	2:11.654	17	42.887		42.073	95.8	47.797	162.2	191.8	2:12.757


FUN RACING CARS 2022 PORTIMAO

Autódromo Internacional do Algarve

FUN CUP

20 - 23 October 2022

Laps and Sector Times - QUALIFYING

Autodromo Internacional Algarve - 4652 mtr.

4	<u>41.102</u>	41.665	108.3	47.633	164.4	191.5	2:10.400	18	42.536	41.843	99.1	47.963	<u>169.8</u>	<u>193.2</u>	2:12.342
5	41.898	41.472	109.5	48.022	164.4	191.5	2:11.392	19	41.336	41.323	101.2	47.650	167.4	191.5	<u>2:10.309</u>
6	41.213	41.759	111.3	41.759	162.2	190.5	2:18.353	20	41.633	41.650	99.4	47.607	164.4	191.8	2:10.890
7	Pit Out	42.300	110.1	51.581			10:11.710	21	41.574	<u>41.091</u>	101.8	<u>47.401</u>	164.4	191.8	2:10.066 D
8	43.133	42.413	106.1	48.042	159.3	188.8	2:13.588	22	41.401	45.033	100.2	Pit In	166.7	191.5	2:31.209
9	42.993	42.657	<u>114.9</u>	48.740	165.9	190.5	2:14.390	23	Pit Out	42.071	106.2	47.757			12:25.912
10	42.322	41.921	104.2	48.431	168.2	192.5	2:12.674	24	41.840	41.289	105.8	47.635	161.4	189.5	2:10.764
11	42.010	41.847	110.8	48.289	162.9	191.5	2:12.146	25	41.355	41.561	109.8	48.764	165.1	191.2	2:11.680
12	41.659	42.339	105.8	49.004	162.9	191.8	2:13.002	26	41.575	41.579	107.7	47.964	160.7	189.5	2:11.118
13	42.349	42.065	108.7	48.373	160.0	190.8	2:12.787	27	41.478	41.637	104.9	Pit In	160.7	187.8	2:17.837
14	42.017	42.179	109.9	48.520	161.4	190.1	2:12.716	28							

161 AVEZOU-LEONARDI - PETIT-COMOLE									VW Fun Cup										
lap	Sect-1	Speed	Sect-2	Speed	Sect-3	Speed	TopSpeed	laptime	pit	lap	Sect-1	Speed	Sect-2	Speed	Sect-3	Speed	Topspeed	laptime	pit
1	Pit Out		42.252	107.2	48.639			2:14.802		12	42.270		43.609	98.1	48.437	165.1	191.5	2:14.316	
2	41.644		42.505	100.6	47.808	162.2	191.2	2:11.957		13	42.088		42.412	114.0	49.025	162.9	192.2	2:13.525	
3	16:20.933		42.623	<u>115.6</u>	48.002	165.9	0.1	17:51.558		14	43.272		42.962	106.3	48.263	161.4	190.8	2:14.497 D	
4	43.099		42.179	99.4	47.654	166.7	193.2	2:12.932		15	42.560		42.390	104.9	Pit In	165.1	192.2	2:24.321	
5	41.641		42.759	107.9	48.166	165.1	191.8	2:12.566		16	Pit Out		42.237	107.2	47.558			11:37.030	
6	41.448		<u>41.088</u>	113.7	50.943	166.7	192.9	2:13.479		17	41.910		42.276	107.6	<u>47.427</u>	169.0	<u>194.2</u>	2:11.613	
7	41.611		42.462	91.6	48.780	164.4	192.5	2:12.853		18	41.927		41.830	105.9	47.571	168.2	193.9	2:11.328	
8	41.495		55.187	105.0	Pit In	166.7	191.2	2:32.063		19	<u>41.268</u>		41.570	109.8	47.626	167.4	193.5	<u>2:10.464</u>	
9	Pit Out		44.236	106.3	48.607			18:28.161		20	41.287		42.990	99.9	47.717	<u>170.6</u>	193.9	2:11.994	
10	42.108		42.280	105.3	48.638	168.2	192.9	2:13.026		21	42.836		42.585	106.6	47.573	169.0	<u>194.2</u>	2:12.994 D	
11	42.338		42.288	102.7	49.011	163.6	191.8	2:13.637		22									

163 JACQUIER-JACQUIER MARTI N-PORCHERON-PORCHERON									VW Fun Cup											
lap	Sect-1	Speed	Sect-2	Speed	Sect-3	Speed	TopSpeed	laptime	pit	lap	Sect-1	Speed	Sect-2	Speed	Sect-3	Speed	Topspeed	laptime	pit	
1	41.872		<u>41.515</u>	105.4	48.142	<u>169.8</u>	<u>193.5</u>	2:11.529		14	42.759		42.413	103.0	48.475	160.7	190.1	2:13.647		
2	<u>41.506</u>		41.775	102.7	<u>47.304</u>	162.9	192.2	<u>2:10.585</u>		15	42.504		44.392	106.6	48.920	161.4	191.8	2:15.816		
3	41.602		42.069	109.1	47.843	168.2	193.2	2:11.514		16	42.598		42.469	102.7	53.895	161.4	191.2	2:18.962		
4	41.530		41.732	105.8	48.065	165.1	191.8	2:11.327		17	19:12.129		46.743	97.8	54.265	133.3	153.0	20:53.137		
5	42.664		41.895	105.5	47.639	167.4	191.8	2:12.198 D		18	44.316		42.589	106.7	Pit In	161.4	179.4	2:25.332		
6	41.603		42.102	103.7	Pit In	166.7	192.9	2:19.969		19	Pit Out		42.478	109.6	48.321		3:25.186			
7	Pit Out		45.776	72.3	1:00.196		5:04.077	20	11:25.408		20	11:25.408		42.013	98.2	48.023	164.4	192.2	12:55.444	
8	42.607		45.867	103.9	49.921	162.9	192.2	2:18.395		21	41.569		41.774	111.1	48.264	161.4	192.2	2:11.607		
9	43.389		43.029	106.6	49.078	162.2	<u>193.5</u>	2:15.496		22	41.511		41.893	93.0	48.316	167.4	192.2	2:11.720		
10	42.888		44.428	111.7	48.759	165.1	192.9	2:16.075		23	41.813		42.424	101.9	48.420	162.9	192.5	2:12.657		
11	42.167		42.555	101.9	48.463	162.2	191.8	2:13.185		24	41.754		41.968	<u>112.5</u>	48.685	162.2	191.5	2:12.407 D		
12	42.088		43.188	101.0	48.081	164.4	192.2	2:13.357		25	41.931		42.358	104.7	47.725	163.6	192.5	2:12.014		
13	42.379		42.720	107.1	48.399	166.7	191.2	2:13.498		26										

164 GAUNOT-THIERY-GAUNOT									VW Fun Cup											
lap	Sect-1	Speed	Sect-2	Speed	Sect-3	Speed	TopSpeed	laptime	pit	lap	Sect-1	Speed	Sect-2	Speed	Sect-3	Speed	Topspeed	laptime	pit	
1	41.900		42.593	94.1	48.488	162.9	192.5	2:12.981		16	Pit Out		42.910	<u>111.8</u>	49.322			12:56.823		
2	41.922		41.545	101.4	47.731	161.4	190.5	2:11.198 D		17	43.525		42.888	105.5	48.063	158.6	189.1	2:14.476		
3	43.039		42.053	100.9	49.113	165.1	191.8	2:14.205		18	41.876		<u>41.538</u>	110.4	48.002	167.4	193.2	2:11.416		
4	41.578		42.010	102.9	48.229	162.2	191.5	2:11.817		19	41.779		41.557	106.6	47.877	169.0	193.2	<u>2:11.213</u>		
5	42.535		47.222	93.3	Pit In	162.9	191.5	2:28.564		20	42.691		41.656	101.2	48.296	<u>170.6</u>	191.5	2:12.643		
6	Pit Out		44.565	94.3	58.806		5:56.069	21	42.257		21	42.257		42.194	99.3	<u>47.495</u>	167.4	<u>193.5</u>	2:11.946	
7	53.134		44.942	101.5	48.755	126.3	120.4	2:26.831		22	41.691		43.667	101.5	47.881	<u>170.6</u>	192.9	2:13.239		
8	42.341		42.351	102.6	48.275	163.6	191.5	2:12.967		23	41.995		41.619	109.0	47.927	166.7	192.2	2:11.541		
9	42.135		42.785	105.0	48.461	169.0	193.2	2:13.381		24	42.865		44.522	87.7	Pit In	162.9	191.2	2:28.017		
10	42.351		42.096	109.8	48.204	168.2	191.8	2:12.651		25	Pit Out		44.723	88.3	49.270			10:26.041		
11	41.856		41.608	110.8	48.033	164.4	192.5	2:11.497		26	42.089		41.826	98.4	47.603	165.1	189.1	2:11.518		
12	<u>41.456</u>		42.595	106.1	49.888	168.2	193.2	2:13.939		27	42.144		42.156	98.5	47.852	164.4	191.8	2:12.152		
13	41.922		41.855	99.9	48.928	169.0	193.2	2:12.705		28	41.646		41.944	94.8	48.224	164.4	192.2	2:11.814		
14	42.520		42.492	104.5	49.164	168.2	191.5	2:14.176		29	41.569		42.180	90.8	48.117	162.9	191.8	2:11.866		
15	42.677		42.168	103.7	Pit In	166.7	181.8	2:25.050		30	41.542		43.430	88.3	49.984	162.2	191.8	2:14.956		

172 LORIQUER-PIGELET-RICHARD									VW Fun Cup										
lap	Sect-1	Speed	Sect-2	Speed	Sect-3	Speed	TopSpeed	laptime	pit	lap	Sect-1	Speed	Sect-2	Speed	Sect-3	Speed	Topspeed	laptime	pit
1	Pit Out		45.695	101.6	48.615			2:17.929		15	Pit Out		42.524	96.8	48.494			12:51.535	
2	51.622		51.020	102.5	<u>46.941</u>	158.6	177.6	2:29.583		16	41.373		41.375	<u>113.3</u>	48.078	160.7	192.2	2:10.826	
3	41.090		41.522	97.8	47.575	170.6	192.5	2:10.187		17	41.624		41.728	104.2	47.601	166.7	192.9	2:10.953	
4	46.000		42.276	101.3	47.397	165.1	191.8	2:15.673		18	41.611		41.352	106.4	47.614	163.6	192.2	2:10.577	
5	41.107		42.354	101.3	49.078	170.6	<u>194.2</u>	2:12.539		19	41.197		41.404	106.9	47.727	164.4	192.2	2:10.328	
6	41.121		46.278	87.6	Pit In	169.0	193.9	2:27.660		20	43.859		44.638	86.7	Pit In	164.4	192.2	2:28.149	


FUN RACING CARS 2022 PORTIMAO

Autódromo Internacional do Algarve

FUN CUP

20 - 23 October 2022

Laps and Sector Times - QUALIFYING

Autodromo Internacional Algarve - 4652 mtr.

7	Pit Out	42.231	102.3	47.955		3:59.392	21	Pit Out	46.892	83.5	Pit In		5:17.761		
8	41.357	<u>41.124</u>	100.7	46.951	170.6	192.2	2:09.432	22	Pit Out	43.194	103.4	48.724	10:22.575		
9	41.299	42.856	100.9	48.392	<u>174.8</u>	<u>194.2</u>	2:12.547	23	41.759	41.917	103.2	48.196	168.2	191.5	2:11.872
10	42.143	42.646	100.6	Pit In	169.0	<u>194.2</u>	2:20.442	24	41.889	41.765	107.9	48.711	162.9	192.2	2:12.365
11	Pit Out	42.611	99.0	47.841			4:06.184	25	41.851	41.743	112.3	48.929	165.1	192.2	2:12.523
12	<u>40.930</u>	41.205	104.9	47.091	167.4	192.9	<u>2:09.226</u>	26	42.578	43.416	105.1	47.533	162.2	192.5	2:13.527
13	41.084	43.342	98.6	47.273	169.8	192.2	2:11.699	27	42.530	41.704	109.5	47.879	171.4	<u>194.2</u>	2:12.113 D
14	41.398	41.529	108.1	Pit In	163.6	192.2	2:19.731	28							

173 ROUSSEAU-ROUSSEAU-SURBLED										VW Fun Cup									
lap	Sect-1	Speed	Sect-2	Speed	Sect-3	Speed	TopSpeed	laptime	pit	lap	Sect-1	Speed	Sect-2	Speed	Sect-3	Speed	Topspeed	laptime	pit
1	Pit Out		52.681	83.2	55.077			2:38.322		9	41.939		42.395	<u>110.9</u>	Pit In	163.6	191.8	2:22.200	
2	48.446		48.857	90.5	48.372	151.9	183.4	2:42.372		10	Pit Out		42.888	110.5	Pit In			18:50.401	
3	Pit Out		49.575	89.0	55.020			6:32.868		11	Pit Out		42.600	100.4	48.421			27:07.617	
4	47.955		48.456	83.7	53.557	152.5	184.6	2:29.968		12	42.024		<u>42.050</u>	102.8	48.169	159.3	185.9	2:12.243	
5	57.967		1:03.774	65.5	1:08.725	151.9	130.0	3:10.466		13	<u>41.424</u>		42.076	101.5	48.339	163.6	192.2	2:11.839 D	
6	51.086		53.304	86.1	Pit In	150.0	169.0	2:51.735		14	41.817		42.861	95.3	49.250	161.4	191.8	2:13.928	
7	Pit Out		42.529	104.9	48.217			5:33.497		15	42.729		42.184	97.3	48.678	163.6	190.1	2:13.591	
8	41.857		42.514	103.9	48.170	<u>164.4</u>	<u>193.2</u>	2:12.541		16	41.573		42.373	104.7	<u>48.085</u>	162.9	192.2	<u>2:12.031</u>	

183 BIANCATO-HAEBERLE-HUYGHE										VW Fun Cup									
lap	Sect-1	Speed	Sect-2	Speed	Sect-3	Speed	TopSpeed	laptime	pit	lap	Sect-1	Speed	Sect-2	Speed	Sect-3	Speed	Topspeed	laptime	pit
1	Pit Out		42.495	110.3	49.215			2:17.007		15	44.750		43.406	94.2	48.551	156.5	187.8	2:16.707	
2	43.589		42.065	103.6	<u>48.296</u>	161.4	187.8	2:13.950		16	12:40.840		43.617	103.1	48.812	164.4	190.1	14:13.269	
3	42.003		43.803	108.5	50.176	<u>167.4</u>	<u>192.9</u>	2:15.982		17	<u>41.993</u>		42.429	108.3	48.594	163.6	189.8	<u>2:13.016</u>	
4	42.540		42.489	103.9	48.462	160.0	190.1	2:13.491		18	43.678		42.404	106.7	49.503	162.9	191.8	2:15.585	
5	42.576		42.476	99.4	48.929	165.9	192.2	2:13.981		19	42.108		42.485	107.9	48.688	164.4	191.5	2:13.281	
6	43.202		43.270	106.2	49.222	160.0	187.8	2:15.694		20	43.578		42.570	104.3	48.888	162.9	190.1	2:15.036	
7	51.059		56.268	59.1	1:03.397	165.1	109.5	2:50.724		21	42.257		42.342	108.7	49.109	159.3	188.2	2:13.708	
8	43.450		<u>41.882</u>	109.9	49.247	<u>167.4</u>	188.8	2:14.579		22	42.262		43.527	99.4	Pit In	160.0	186.5	2:24.407	
9	42.514		41.974	113.1	48.990	164.4	190.5	2:13.478		23	Pit Out		42.611	<u>122.4</u>	1:00.890			12:42.139	
10	42.977		42.514	109.3	Pit In	162.2	188.2	2:21.989		24	43.162		44.833	99.4	49.118	160.0	188.2	2:17.113	
11	Pit Out		43.574	109.0	48.651			3:02.655		25	44.421		42.955	111.9	48.856	158.6	185.6	2:16.232	
12	42.269		42.685	110.2	49.282	162.9	191.2	2:14.236		26	42.355		45.118	87.4	50.796	161.4	191.8	2:18.269	
13	42.100		42.527	107.0	48.999	160.7	189.1	2:13.626		27	42.342		42.809	97.9	49.607	163.6	190.5	2:14.758 D	
14	42.377		42.459	104.3	49.025	158.6	187.8	2:13.861		28	44.399		42.858	109.2	49.219	163.6	191.8	2:16.476	

187 GERMANOVITCH-LABOUROT-ARLOT										VW Fun Cup									
lap	Sect-1	Speed	Sect-2	Speed	Sect-3	Speed	TopSpeed	laptime	pit	lap	Sect-1	Speed	Sect-2	Speed	Sect-3	Speed	Topspeed	laptime	pit
1	43.136		43.185	102.5	49.138	162.2	192.2	2:15.459		12	41.952		42.122	96.1	49.050	163.6	192.9	2:13.124	
2	42.820		43.779	81.7	49.556	158.6	190.1	2:16.155		13	42.637		42.856	95.7	48.993	162.9	192.9	2:14.486	
3	42.979		43.168	97.2	49.387	157.9	185.9	2:15.534		14	42.455		43.005	86.7	50.262	160.0	190.5	2:15.722	
4	44.248		43.342	89.9	49.071	158.6	188.8	2:16.661		15	42.468		43.719	91.7	48.570	163.6	189.8	2:14.757	
5	42.519		43.778	99.2	49.502	162.2	191.5	2:15.799		16	41.839		45.846	100.6	55.386	162.2	192.9	2:23.071 D	
6	43.546		43.553	88.5	Pit In	156.5	184.3	2:27.856		17	38:10.354		42.902	100.7	48.548	117.3	117.1	39:41.804	
7	Pit Out		54.924	55.9	1:00.479			5:11.172		18	42.186		42.332	102.0	48.284	160.0	190.1	2:12.802	
8	43.280		43.560	<u>108.3</u>	48.247	161.4	192.2	2:15.087		19	42.232		42.085	97.8	48.677	163.6	191.2	2:12.994 D	
9	42.893		42.031	107.2	48.761	166.7	<u>193.2</u>	2:13.685		20	42.889		<u>41.753</u>	105.7	48.364	162.2	192.2	2:13.006	
10	43.406		42.220	101.8	48.679	163.6	192.9	2:14.305		21	42.055		41.902	101.4	<u>47.796</u>	167.4	192.2	<u>2:11.753</u>	
11	45.932		47.338	100.3	48.332	<u>168.2</u>	<u>193.2</u>	2:21.602		22	<u>41.779</u>		49.176	96.3	48.522	163.6	192.5	2:19.477 D	

191 DE COSTER-GALPIN-SEMLALI-COURTIN-SENHADJI										VW Fun Cup									
lap	Sect-1	Speed	Sect-2	Speed	Sect-3	Speed	TopSpeed	laptime	pit	lap	Sect-1	Speed	Sect-2	Speed	Sect-3	Speed	Topspeed	laptime	pit
1	44.448		<u>42.514</u>	<u>114.6</u>	49.153	164.4	<u>192.5</u>	2:16.115		13	51.515		52.967	85.0	57.857	154.5	184.6	2:42.339	
2	<u>42.593</u>		42.832	98.7	<u>48.594</u>	159.3	181.5	<u>2:14.019</u>		14	49.609		50.764	89.0	57.545	154.5	188.5	2:37.918	
3	44.151		46.603	106.5	Pit In	169.0	175.9	2:31.932		15	50.452		51.377	87.4	59.983	150.6	166.9	2:41.812	
4	Pit Out		56.337	83.3	1:04.040			6:56.076		16	51.312		52.725	80.7	57.948	150.0	188.2	2:41.985	
5	1:05.351		1:12.217	62.9	1:12.365	139.5	180.0	3:29.933		17	51.820		50.363	93.3	56.606	150.6	186.2	2:38.789	
6	52.457		55.112	78.8	1:01.792	142.3	180.6	2:49.361		18	50.449		53.649	85.9	58.349	151.3	183.7	2:42.447	
7	51.532		55.019	80.1	58.470	145.7	184.0	2:45.021		19	10:44.258		45.407	94.1	51.892	144.6	158.1	12:21.557	
8	52.965		52.515	83.9	59.758	144.6	176.5	2:45.238		20	45.264		43.627	99.5	49.560	155.8	184.9	2:18.451	
9	50.551		49.776	92.5	56.254	145.2	181.2	2:36.581		21	43.199		43.082	102.4	49.592	157.2	182.1	2:15.873	
10	50.436		50.355	85.9	Pit In	153.2	188.2	2:52.326		22	45.027		43.144	96.5	48.739	158.6	185.2	2:16.910	
11	Pit Out		53.526	82.4	1:00.357			5:36.546		23	42.669		43.532	102.2	49.007	159.3	190.1	2:15.208	
12	11:26.703		52.538	81.7	56.582	146.9	178.2	13:15.823		24	42.897		44.527	92.6	48.750	161.4	186.5	2:16.174	


FUN RACING CARS 2022 PORTIMAO

Autódromo Internacional do Algarve

FUN CUP

20 - 23 October 2022

Laps and Sector Times - QUALIFYING

Autodromo Internacional Algarve - 4652 mtr.

192 BOUR-CARRION-PAVIOT									VW Fun Cup										
lap	Sect-1	Speed	Sect-2	Speed	Sect-3	Speed	TopSpeed	laptime	pit	lap	Sect-1	Speed	Sect-2	Speed	Sect-3	Speed	Topspeed	laptime	pit
1	42.211		42.056	107.5	47.774	168.2	192.2	<u>2:12.041</u>		15	11:09.825		43.315	101.6	48.546	160.0	190.8	12:41.686	
2	43.545		43.397	92.4	Pit In	168.2	191.8	2:27.199		16	43.104		42.991	99.4	48.485	161.4	192.2	2:14.580	
3	Pit Out		42.203	117.3	49.796			4:06.206		17	42.512		42.660	97.1	<u>47.595</u>	164.4	192.2	2:12.767	
4	43.459		42.877	99.5	49.538	160.0	187.5	2:15.874		18	42.207		42.624	100.1	48.208	170.6	191.8	2:13.039	
5	43.206		45.610	112.4	49.249	159.3	188.8	2:18.065		19	42.487		42.595	107.1	48.428	165.1	192.2	2:13.510	
6	42.517		43.088	93.2	54.083	163.6	191.8	2:19.688		20	42.728		42.225	112.7	48.766	163.6	191.5	2:13.719	
7	54.930		53.359	91.9	48.955	131.4	143.8	2:37.244		21	42.784		43.417	106.6	Pit In	162.9	191.5	2:25.527	
8	42.293		42.154	<u>117.9</u>	49.361	168.2	192.9	2:13.808		22	Pit Out		43.600	103.3	49.178			13:30.836	
9	42.943		42.573	108.0	48.662	166.7	192.5	2:14.178		23	42.418		42.505	105.0	48.145	161.4	191.2	2:13.068	
10	43.139		43.092	112.1	48.213	162.9	191.5	2:14.444		24	42.312		42.124	102.5	48.536	165.1	192.5	2:12.972	
11	42.173		<u>41.930</u>	111.8	47.952	169.0	192.5	2:12.055		25	<u>41.555</u>		44.227	102.5	48.747	165.1	192.9	2:14.529	
12	43.700		42.634	116.3	Pit In	<u>174.8</u>	192.5	2:26.788		26	41.915		42.009	104.2	48.401	166.7	<u>193.2</u>	2:12.325	
13	Pit Out		43.178	111.7	48.763			5:11.434		27	41.585		42.731	103.5	49.139	169.0	192.2	2:13.455	
14	43.384		43.138	109.8	49.006	163.6	192.2	2:15.528		28									

193 MAZZUCHELLI-PARI GI -SIERRA-VI DOTTO									VW Fun Cup										
lap	Sect-1	Speed	Sect-2	Speed	Sect-3	Speed	TopSpeed	laptime	pit	lap	Sect-1	Speed	Sect-2	Speed	Sect-3	Speed	Topspeed	laptime	pit
1	Pit Out		44.826	102.4	49.643			2:17.362		16	<u>11:24.027</u>		44.296	90.0	49.251	159.3	191.8	12:57.574	
2	44.596		43.618	91.7	49.754	157.9	187.8	2:17.968		17	44.544		44.635	90.9	50.036	157.9	189.1	2:19.215	
3	43.509		<u>42.819</u>	96.4	50.587	162.2	<u>193.5</u>	2:16.915		18	42.731		42.934	96.3	48.962	162.9	192.2	2:14.627	
4	43.633		43.993	92.2	49.590	157.9	188.2	2:17.216		19	43.685		43.796	100.0	49.982	162.2	192.5	2:17.463	
5	44.763		43.598	105.0	50.556	156.5	187.5	2:18.917		20	43.689		43.672	97.7	49.440	166.7	191.8	2:16.801	
6	43.543		43.466	91.1	49.392	157.2	186.9	2:16.401		21	43.292		42.995	96.1	49.104	162.2	192.9	2:15.391	
7	45.087		43.859	88.6	52.715	160.7	191.5	2:21.661		22	43.244		43.220	96.9	Pit In	159.3	191.5	2:23.588	
8	45.819		45.757	69.8	59.550	156.5	149.2	2:31.126		23	Pit Out		44.855	<u>105.7</u>	50.199			3:34.008	
9	43.719		43.451	89.9	51.207	164.4	192.5	2:18.377		24	9:08.055		43.353	97.0	49.737	124.1	140.4	10:41.145	
10	43.108		42.949	102.0	48.876	160.0	191.8	2:14.933		25	43.450		43.681	96.3	49.519	162.2	192.2	2:16.650	
11	43.407		43.334	94.3	Pit In	162.2	192.2	2:26.669		26	42.506		43.273	101.6	48.582	162.9	191.2	<u>2:14.361</u>	
12	Pit Out		43.354	97.5	50.326			4:59.998		27	43.567		42.878	101.0	49.516	<u>167.4</u>	190.8	2:15.961	
13	43.291		43.613	96.9	49.341	153.2	183.7	2:16.245		28	43.960		43.866	95.7	50.214	159.3	188.8	2:18.040	
14	43.458		43.571	97.4	50.144	156.5	187.5	2:17.173		29	44.677		44.125	104.5	<u>48.498</u>	165.9	191.8	2:17.300	
15	43.570		44.079	100.3	49.339	155.8	179.7	2:16.988		30									

219 DONNI ACUO-GODEFROI D-PÂQUE									VW Fun Cup										
lap	Sect-1	Speed	Sect-2	Speed	Sect-3	Speed	TopSpeed	laptime	pit	lap	Sect-1	Speed	Sect-2	Speed	Sect-3	Speed	Topspeed	laptime	pit
1	41.535		41.610	108.3	47.958	166.7	191.5	2:11.103		12	Pit Out		41.628	103.1	47.405			4:18.372	
2	41.362		41.219	101.9	47.399	165.1	192.9	2:09.980		13	41.627		42.220	102.8	47.710	169.0	193.2	2:11.557	
3	41.745		41.381	108.8	47.546	<u>173.9</u>	<u>194.6</u>	2:10.672		14	43.095		41.366	104.9	47.206	165.1	191.2	2:11.667	
4	41.860		41.357	105.8	47.760	171.4	193.9	2:10.977		15	41.222		<u>41.083</u>	104.4	<u>46.829</u>	164.4	191.8	<u>2:09.134</u>	
5	42.298		41.366	104.1	47.666	157.2	188.5	2:11.330		16	13:07.553		41.600	103.7	47.528	169.8	151.5	14:36.681	
6	41.370		42.076	110.2	47.901	169.8	194.2	2:11.347		17	41.250		41.963		52.082	171.4	192.2	2:15.295	
7	42.042		42.319		Pit In	166.7	192.5	2:19.057		18	45.099		45.125	107.6	48.426	166.7	193.9	2:18.650	
8	Pit Out		42.645	107.1	47.795			5:14.433		19	41.212		41.689		48.266	168.2	<u>194.6</u>	2:11.167	
9	41.629		41.401	107.8	47.115	171.4	193.9	2:10.145		20	41.477		41.879	<u>114.6</u>	47.673	169.8	194.2	2:11.029	
10	41.774		43.969	103.4	47.578	167.4	192.5	2:13.321		21	42.153		41.681	107.0	47.651	167.4	193.5	2:11.485	
11	41.712		41.681	106.9	Pit In	170.6	193.9	2:16.166		22	<u>41.127</u>		42.876		Pit In	166.7	193.5	2:19.289	

256 GAUDI CHEAU-VASSAL-VASSAL-VASSAL									VW Fun Cup										
lap	Sect-1	Speed	Sect-2	Speed	Sect-3	Speed	TopSpeed	laptime	pit	lap	Sect-1	Speed	Sect-2	Speed	Sect-3	Speed	Topspeed	laptime	pit
1	42.324		41.929	103.5	48.584	169.0	193.9	2:12.837		17	10:31.453		45.524	88.3	52.946	124.1		12:09.923	
2	47.147		44.187	99.5	<u>47.522</u>	167.4	192.5	2:18.856		18	42.946		43.899	84.4	49.421	154.5	191.5	2:16.266	
3	43.678		42.161	100.7	47.768	168.2	193.9	2:13.607		19	42.418		43.258	90.9	49.024	160.0	191.2	2:14.700	
4	<u>41.649</u>		41.961	108.4	47.793	163.6	191.8	<u>2:11.403</u>		20	42.888		43.008	95.5	48.680	158.6	190.1	2:14.576	
5	41.962		<u>41.703</u>	108.5	47.924	170.6	183.7	2:11.589		21	42.120		42.774	95.1	48.840	160.7	192.2	2:13.734	
6	43.411		47.550	95.8	48.935	165.1	192.5	2:19.896		22	41.930		43.258	96.0	49.990	165.1	193.2	2:15.178	
7	41.754		42.962	104.2	Pit In	163.6	192.9	2:28.915		23	42.463		43.250	103.0	48.598	165.1	192.5	2:14.311	
8	Pit Out		42.216	110.0	48.426			4:35.618		24	43.542		44.648	88.7	Pit In	169.8	183.1	2:30.309	
9	42.127		41.982	<u>111.8</u>	48.184	165.9	192.5	2:12.293		25	Pit Out		43.117	102.3	48.594			10:09.904	
10	41.789		42.139	106.3	47.962	165.9	192.5	2:11.890		26	41.921		42.750	97.8	48.878	163.6	191.2	2:13.549	
11	42.217		42.156	98.7	47.532	164.4	191.8	2:11.905		27	42.039		42.437	102.4	48.698	165.9	192.2	2:13.174	
12	43.653		42.276	97.4	48.221	<u>171.4</u>	<u>195.3</u>	2:14.150		28	42.181		41.805	103.3	48.473	166.7	192.2	2:12.459	
13	41.938		43.358	91.1	50.385	168.2	193.5	2:15.681		29	42.653		42.291	101.4	48.381	164.4	191.8	2:13.325	
14	42.040		41.820	106.2	48.444	168.2	193.2	2:12.304		30	41.671		42.686	103.2	48.481	164.4	192.2	2:12.838	
15	41.733		41.770	104.7	48.025	165.1	192.5	2:11.528		31	42.164		42.373	103.1	48.277	162.9	191.5	2:12.814	
16	42.475		41.731	106.0	55.657	166.7	193.9	2:19.863		32									


FUN RACING CARS 2022 PORTIMAO

Autódromo Internacional do Algarve

FUN CUP

20 - 23 October 2022

Laps and Sector Times - QUALIFYING

Autodromo Internacional Algarve - 4652 mtr.

259 BOI SROUX-CACHOT - VASSAL-LAVERGNE									VW Fun Cup											
lap	Sect-1	Speed	Sect-2	Speed	Sect-3	Speed	TopSpeed	laptime	pit	lap	Sect-1	Speed	Sect-2	Speed	Sect-3	Speed	Topspeed	laptime	pit	
1	42.739		42.975	102.1	49.732	162.2	192.2	2:15.446		16	10:09.299		44.716	108.9	48.198	99.7		11:42.213		
2	42.020		42.376	100.8	48.424	165.9	192.9	2:12.820		17	42.062		42.269	104.7	47.857	162.9	191.8	2:12.188		
3	42.471		43.054	95.6	48.146	162.9	191.8	2:13.671	D	18	41.653		<u>41.675</u>	<u>112.3</u>	48.225	165.1	193.2	2:11.553		
4	42.198		42.377	96.3	48.113	164.4	192.9	2:12.688		19	43.798		42.252	101.7	48.703	<u>168.2</u>	<u>193.9</u>	2:14.753		
5	42.150		43.051	97.0	48.984	162.9	191.8	2:14.185		20	42.033		42.903	111.3	48.829	163.6	192.5	2:13.765		
6	41.831		42.361	100.6	48.034	165.9	192.9	2:12.226		21	41.885		42.432	100.7	47.849	162.2	191.5	2:12.166		
7	42.159		42.557		Pit In	164.4	192.5	2:20.873		22	41.896		42.528	95.0	49.082	164.4	192.2	2:13.506		
8	Pit Out		42.434	101.9	48.886			6:53.283		23	42.429		43.915	101.8	Pit In	162.9	191.8	2:26.195		
9	42.480		42.211	103.0	48.586	160.7	192.5	2:13.277	D	24	Pit Out		42.492	97.2	48.063			11:30.024		
10	42.101		42.035	101.9	48.302	162.2	191.8	2:12.438		25	41.706		42.289	96.5	47.619	161.4	191.5	2:11.614		
11	41.824		42.161	98.0	47.755	165.9	191.8	2:11.740	D	26	41.873		42.373	96.1	47.574	162.9	191.8	2:11.820		
12	42.497		41.816	102.6	48.810	162.9	191.2	2:13.123	D	27	<u>41.468</u>		42.190	97.0	49.300	165.9	193.5	2:12.958		
13	42.099		41.711	106.9	48.380	159.3	191.5	2:12.190		28	42.887		42.099	108.4	48.708	166.7	191.8	2:13.694		
14	45.028		42.736	101.6	Pit In	160.7	189.1	2:23.224		29	42.153		41.823	99.1	<u>47.261</u>	165.9	192.9	<u>2:11.237</u>		
15	Pit Out		42.859	110.0	49.191			3:36.542		30										

261 GI RAUDI - GI RAUDI - GALLY - GALLY									VW Fun Cup											
lap	Sect-1	Speed	Sect-2	Speed	Sect-3	Speed	TopSpeed	laptime	pit	lap	Sect-1	Speed	Sect-2	Speed	Sect-3	Speed	Topspeed	laptime	pit	
1	Pit Out		44.252	93.3	48.628			2:16.506		13	<u>13:45.072</u>		43.841	95.8	49.719	168.2	<u>193.9</u>	15:18.632		
2	41.980		42.461	95.8	48.011	164.4	191.8	2:12.452		14	43.367		44.115	98.5	50.322	165.1	192.5	2:17.804		
3	43.828		42.869	102.8	48.536	162.2	192.9	2:15.233		15	42.900		43.502	94.7	49.970	166.7	<u>193.9</u>	2:16.372		
4	41.971		42.351	87.3	53.681	164.4	192.5	2:18.003		16	43.221		43.608	87.6	49.823	161.4	192.5	2:16.652		
5	54.866		52.253	95.4	48.753	128.1	140.1	2:35.872		17	43.574		43.928	94.2	50.288	159.3	191.8	2:17.790		
6	41.839		42.084	97.4	<u>47.267</u>	165.9	192.5	<u>2:11.190</u>		18	43.075		42.972	92.7	49.465	167.4	192.9	2:15.512		
7	41.842		42.248	95.8	47.576	169.8	193.5	2:11.666		19	15:58.736		42.528	100.5	49.024	167.4	193.5	17:30.288		
8	42.558		<u>41.641</u>	97.6	Pit In	<u>172.2</u>	<u>193.9</u>	2:20.802		20	42.450		42.290	105.9	49.048	161.4	192.5	2:13.788		
9	Pit Out		42.345	93.8	47.590			4:43.056		21	42.493		45.464	<u>111.0</u>	49.659	161.4	192.5	2:17.616		
10	43.188		43.297	94.8	48.013	164.4	192.5	2:14.498		22	43.443		42.903	110.7	49.710	162.9	192.2	2:16.056		
11	42.436		41.890	99.4	47.532	163.6	193.5	2:11.858		23	42.423		42.254	101.9	48.927	159.3	191.2	2:13.604		
12	41.992		41.916	97.3	47.480	170.6	192.5	2:11.388		24										

272 MI NN E - MESTDAGH									VW Fun Cup											
lap	Sect-1	Speed	Sect-2	Speed	Sect-3	Speed	TopSpeed	laptime	pit	lap	Sect-1	Speed	Sect-2	Speed	Sect-3	Speed	Topspeed	laptime	pit	
1	41.969		41.913	110.8	48.075	160.0	190.5	2:11.957	D	13	41.577		41.998	108.1	55.997	165.9	193.2	2:19.572		
2	42.759		42.107	110.9	48.087	165.1	193.9	2:12.953		14	41.502		41.992	101.1	Pit In	165.9	192.2	2:19.566		
3	42.939		41.699	114.5	48.756	165.9	193.2	2:13.394		15	Pit Out		42.815	99.8	48.076			5:08.129		
4	43.434		41.666	109.2	47.941	163.6	191.5	2:13.041		16	25:25.627		42.181	104.0	48.696	166.7	192.9	26:56.504		
5	42.202		42.268	111.5	<u>47.675</u>	<u>173.1</u>	193.9	2:12.145	D	17	42.584		42.369	105.7	48.163	162.2	191.8	2:13.116		
6	41.781		41.685	109.8	48.391	170.6	192.9	2:11.857		18	10:09.566		42.102	105.7	49.224	149.4	118.3	11:40.892		
7	42.526		41.453	<u>116.8</u>	47.838	<u>173.1</u>	192.2	2:11.817	D	19	42.601		42.092	105.2	49.041	160.7	191.2	2:13.734		
8	52.049		55.615	63.2	1:03.615	171.4	92.9	2:51.279		20	44.121		43.515	107.4	49.082	162.9	192.9	2:16.718		
9	42.905		41.767	111.8	48.006	167.4	193.5	2:12.678		21	42.124		43.763	99.6	49.214	170.6	<u>194.2</u>	2:15.101		
10	<u>41.320</u>		42.718	109.0	47.975	165.9	193.2	2:12.013	D	22	42.199		42.054	104.0	48.522	163.6	192.5	2:12.775	D	
11	41.514		41.853	116.6	48.310	167.4	193.5	2:11.677	D	23	41.497		42.241	104.3	47.982	168.2	193.2	<u>2:11.720</u>		
12	41.687		<u>41.357</u>	115.9	48.098	163.6	192.2	2:11.142	D	24										

282 PEREZ-STEINLIN-FIORENZANO									VW Fun Cup											
lap	Sect-1	Speed	Sect-2	Speed	Sect-3	Speed	TopSpeed	laptime	pit	lap	Sect-1	Speed	Sect-2	Speed	Sect-3	Speed	Topspeed	laptime	pit	
1	43.883		41.474	102.2	47.565	136.9	177.9	2:12.922		14	Pit Out		46.721	89.3	52.196			6:00.400		
2	41.260		41.395	103.7	48.017	169.0	192.2	2:10.672		15	11:15.863		43.183	96.6	48.734	165.1	184.6	12:47.780		
3	42.396		41.880	105.3	49.718	165.1	187.5	2:13.994		16	41.887		42.180	99.4	47.516	<u>173.9</u>	192.9	2:11.583		
4	41.990		41.447	103.0	47.234	161.4	188.5	2:10.671		17	41.286		41.702	103.1	47.827	169.8	<u>194.6</u>	2:10.815		
5	41.128		<u>40.977</u>	106.4	47.590	166.7	192.2	2:09.695		18	43.667		43.464	98.7	48.689	166.7	191.2	2:15.820		
6	41.847		41.892	106.6	Pit In	167.4	194.2	2:19.634		19	<u>40.946</u>		41.380	103.0	49.018	171.4	<u>194.6</u>	2:11.344		
7	Pit Out		53.131	53.9	1:02.220			5:53.897		20	41.073		41.265	102.1	47.451	161.4	193.2	2:09.789		
8	42.500		42.997	105.0	48.365	162.9	192.9	2:13.862		21	42.250		42.457	106.6	Pit In	172.2	192.5	2:19.470		
9	42.685		42.404	104.7	48.088	169.0	191.5	2:13.177		22	Pit Out		41.427	101.8	47.330			14:30.304		
10	42.893		44.140	103.3	50.053	166.7	191.5	2:17.086		23	41.136		41.171	102.9	47.115	165.1	192.2	2:09.422		
11	42.559		42.442	104.8	48.353	166.7	191.8	2:13.354		24	40.973		41.295	100.9	<u>47.095</u>	166.7	193.9	<u>2:09.363</u>		
12	42.261		42.078	107.5	48.363	162.9	192.2	2:12.702		25	42.235		41.054	<u>110.8</u>	Pit In	167.4	193.2	2:19.334		
13	41.993		41.988	100.8	Pit In	163.6	190.8	2:23.884		26									6:29.810	


FUN RACING CARS 2022 PORTIMAO

Autódromo Internacional do Algarve

FUN CUP

20 - 23 October 2022

Laps and Sector Times - QUALIFYING

Autodromo Internacional Algarve - 4652 mtr.

288 KUBRYK-MARTIN-CLAIR-CLEMENT									VW Fun Cup										
lap	Sect-1	Speed	Sect-2	Speed	Sect-3	Speed	TopSpeed	laptime	pit	lap	Sect-1	Speed	Sect-2	Speed	Sect-3	Speed	Topspeed	laptime	pit
1	Pit Out		47.948	91.1	52.905			2:27.309		15	45.001		43.390	95.9	50.828	162.9	191.8	2:19.219	
2	46.564		43.741	102.8	51.695	160.7	189.1	2:22.000		16	43.089		42.606	98.3	49.336	162.9	192.9	2:15.031	
3	44.617		46.000	96.6	51.647	159.3	177.0	2:22.264		17	42.990		44.259	104.5	48.926	<u>168.2</u>	<u>194.2</u>	2:16.175	
4	44.930		44.627	99.8	50.491	162.2	182.4	2:20.048		18	43.077		42.389	108.4	49.132	<u>168.2</u>	192.2	2:14.598	
5	43.110		44.442	103.0	54.180	161.4	191.8	2:21.732		19	42.510		<u>42.124</u>	101.6	48.797	161.4	192.2	<u>2:13.431</u>	
6	52.492		48.751	102.4	52.459	128.6	139.0	2:33.702		20	43.623		42.720	101.9	48.694	161.4	192.5	2:15.037	
7	44.809		46.512	91.4	Pit In	162.2	186.5	2:32.169		21	42.460		42.425	106.4	<u>48.600</u>	165.9	192.9	2:13.485	
8	Pit Out		44.208	88.6	50.234			4:33.919		22	11:17.744		43.472	99.8	49.490	159.3	0.2	12:50.706	
9	44.608		43.674	<u>114.3</u>	49.658	159.3	186.5	2:17.940		23	42.470		42.982	95.0	48.934	159.3	187.8	2:14.386	
10	42.941		42.662	108.0	50.533	165.1	192.5	2:16.136		24	42.359		42.368	98.1	48.899	160.0	190.5	2:13.626	
11	44.571		42.801	102.9	49.749	153.2	185.6	2:17.121		25	43.273		43.287	100.9	49.203	162.2	191.8	2:15.763 D	
12	44.866		44.696	97.1	49.875	160.7	186.9	2:19.437 D		26	43.964		44.893	97.5	48.661	165.1	191.5	2:17.518	
13	49.933		46.889	99.9	Pit In	157.9	188.2	2:41.187		27	<u>42.053</u>		43.142	93.3	48.607	162.9	191.8	2:13.802	
14	Pit Out		45.721	95.7	50.648			12:17.193		28									

289 DURAND-PERDRIEL-GILLARD-AMAND									VW Fun Cup										
lap	Sect-1	Speed	Sect-2	Speed	Sect-3	Speed	TopSpeed	laptime	pit	lap	Sect-1	Speed	Sect-2	Speed	Sect-3	Speed	Topspeed	laptime	pit
1	Pit Out		45.341	103.3	50.006			2:17.267		15	42.892		43.099	112.9	48.496	165.1	192.5	2:14.487	
2	43.175		42.587	107.2	48.128	164.4	192.5	2:13.890		16	43.277		42.315	98.0	48.649	164.4	<u>193.5</u>	2:14.241	
3	42.188		42.072	109.5	48.620	166.7	193.2	2:12.880		17	43.037		42.261	107.5	48.367	164.4	192.5	2:13.665	
4	42.319		42.172	<u>113.6</u>	48.382	163.6	192.5	<u>2:12.873</u>		18	42.424		42.690	102.8	Pit In	166.7	192.5	2:26.248	
5	42.441		42.508	104.4	Pit In	165.1	192.5	2:25.623		19	Pit Out		46.194	103.5	50.158			3:41.023	
6	Pit Out		52.389	63.2	1:06.995			5:46.902		20	44.089		42.979	106.3	49.112	166.7	192.5	2:16.180	
7	54.220		42.473	111.2	49.853	102.0	105.7	2:26.546		21	45.292		47.264	105.3	52.738	<u>168.2</u>	192.5	2:25.294	
8	42.523		42.228	98.2	<u>48.124</u>	163.6	189.8	2:12.875		22	9:23.425		42.176	104.7	48.513			10:54.114	
9	42.511		42.372	96.9	48.727	162.2	191.2	2:13.610		23	42.405		42.518	110.1	48.989	164.4	191.2	2:13.912	
10	42.799		<u>42.046</u>	112.3	49.116	160.0	189.5	2:13.961		24	42.329		42.234	105.1	48.919	159.3	188.8	2:13.482	
11	44.378		42.794	97.6	Pit In	158.6	190.8	2:26.143		25	42.729		42.395	106.4	48.811	159.3	190.1	2:13.935	
12	Pit Out		44.251	100.7	48.781			6:30.776		26	<u>41.742</u>		42.562	108.9	48.749	165.1	192.9	2:13.053	
13	42.594		43.456	99.4	49.004	164.4	193.2	2:15.054		27	42.155		42.614	106.6	48.792	162.2	192.5	2:13.561	
14	11:05.156		43.278	109.6	48.352	167.4	0.2	12:36.786		28									

376 GARCIA-GARCIA-MARQUES									VW Fun Cup										
lap	Sect-1	Speed	Sect-2	Speed	Sect-3	Speed	TopSpeed	laptime	pit	lap	Sect-1	Speed	Sect-2	Speed	Sect-3	Speed	Topspeed	laptime	pit
1	42.732		43.032	<u>124.4</u>	49.264	167.4	192.5	2:15.028		15	Pit Out		41.837	108.3	48.373			14:46.554	
2	42.564		42.869	108.0	48.708	162.2	189.8	2:14.141		16	42.401		42.206	106.9	48.910	165.1	191.5	2:13.517	
3	44.682		43.945	103.4	49.689	168.2	<u>193.9</u>	2:18.316		17	41.974		41.987	96.1	48.162	167.4	193.5	2:12.123	
4	43.636		42.581	103.5	48.782	166.7	192.5	2:14.999		18	42.754		41.903	106.3	48.556	168.2	193.2	2:13.213	
5	43.441		43.327	101.9	50.220	168.2	191.5	2:16.988		19	41.797		42.148	113.6	48.243	164.4	191.8	2:12.188	
6	43.639		43.609	114.6	51.408	166.7	191.5	2:18.656		20	41.571		<u>41.813</u>	106.8	48.861	169.8	191.5	2:12.245	
7	43.935		45.824	82.3	Pit In	164.4	187.2	2:29.017		21	42.534		42.338	104.8	48.133	168.2	192.9	2:13.005	
8	Pit Out		42.897	109.2	49.905			4:59.713		22	41.655		42.024	101.7	<u>47.686</u>	167.4	192.5	2:11.365	
9	42.976		43.494	102.2	49.179	160.7	187.8	2:15.649		23	12:19.014		42.849	106.1	47.737	169.0	98.0	13:49.600	
10	43.705		43.735	110.5	49.882	160.0	186.9	2:17.322		24	42.815		41.849	107.2	48.926	169.8	193.2	2:13.590	
11	43.013		42.915	99.0	49.656	163.6	185.6	2:15.584		25	41.594		42.158	96.3	48.067	160.7	191.5	2:11.819 D	
12	42.553		42.368	108.2	49.664	163.6	192.2	2:14.585		26	<u>41.255</u>		42.306	102.9	47.880	<u>171.4</u>	<u>193.9</u>	2:11.441	
13	43.579		44.343	100.1	50.170	161.4	190.5	2:18.092		27	41.397		42.193	102.5	47.766	165.1	192.5	<u>2:11.356</u>	
14	45.431		44.302	101.7	Pit In	160.7	189.1	2:31.245		28									

400 DEVOS-VANDEKERCKHOVE									VW Fun Cup										
lap	Sect-1	Speed	Sect-2	Speed	Sect-3	Speed	TopSpeed	laptime	pit	lap	Sect-1	Speed	Sect-2	Speed	Sect-3	Speed	Topspeed	laptime	pit
1	Pit Out		41.863	111.2	48.273			2:08.622		7	Pit Out		<u>41.024</u>	112.4	47.700			9:35.107	
2	41.930		41.716	115.3	47.660	164.4	192.2	2:11.306 D		8	41.604		41.364	102.1	47.524	169.8	<u>193.9</u>	2:10.492	
3	51:00.941		43.813	92.8	48.832	165.9	192.9	52:33.586		9	41.656		41.541	<u>118.2</u>	<u>47.461</u>	169.8	192.2	2:10.658	
4	42.391		42.807	113.7	48.981	161.4	191.5	2:14.179		10	<u>41.514</u>		41.459	107.1	47.461	<u>171.4</u>	191.8	<u>2:10.434</u>	
5	42.117		42.928	108.5	48.393	162.2	191.5	2:13.438		11	42.168		41.211	112.1	Pit In	168.2	191.8	2:17.950	
6	42.183		45.884	106.1	Pit In	162.9	191.8	2:36.185		12									

408 FONTANEL-MISSILLIER-BELLINATO									VW Fun Cup										
lap	Sect-1	Speed	Sect-2	Speed	Sect-3	Speed	TopSpeed	laptime	pit	lap	Sect-1	Speed	Sect-2	Speed	Sect-3	Speed	Topspeed	laptime	pit
1	43.110		43.484	92.7	48.618	164.4	191.2	2:15.212		15	42.564		42.849	94.8	48.817	163.6	192.5	2:14.230	
2	42.783		43.347	90.1	49.278	161.4	188.8	2:15.408		16	13:55.336		43.206	98.6	47.903	165.1	191.8	15:26.445	
3	42.582		43.040	102.7	47.903	163.6	192.2	2:13.525		17	41.941		<u>41.810</u>	104.3	48.412	167.4	192.5	2:12.163	
4	42.659		42.258	110.0	48.134	167.4	192.2	2:13.051		18	<u>41.479</u>		41.875	109.4	48.358	162.9	191.8	<u>2:11.712</u>	
5	43.575		42.946	102.9	48.199	167.4	191.2	2:14.720		19	41.948		44.089	105.0	<u>47.641</u>	<u>172.2</u>	<u>193.5</u>	2:13.678	



FUN RACING CARS 2022 PORTIMAO

Autódromo Internacional do Algarve

FUN CUP

20 - 23 October 2022

Laps and Sector Times - QUALIFYING

Autodromo Internacional Algarve - 4652 mtr.

6	44.868	42.837	100.6	50.703	163.6	191.8	2:18.408	20	42.718	41.889	108.1	48.502	166.7	193.2	2:13.109
7	42.128	42.670	102.3	52.623	167.4	<u>193.5</u>	2:17.421	21	41.713	42.766		48.234	164.4	190.8	2:12.713
8	54.530	52.316	86.9	52.451	141.7	135.3	2:45.961	22	41.692	41.863	<u>111.5</u>	48.167	163.6	191.5	2:11.722
9	Pit Out	44.696	95.7	50.514			4:00.047	23	42.193	43.564	110.8	49.969	165.1	191.5	2:15.726
10	43.525	43.108	94.9	50.219	166.7	191.5	2:16.852	24	11:10.762	42.688	104.5	48.523	134.8	139.2	12:41.973
11	43.166	44.432	94.7	50.732	165.1	<u>193.5</u>	2:18.330	25	42.654	42.653	105.0	48.557	165.1	193.2	2:13.864
12	42.604	42.836	101.9	48.005	<u>172.2</u>	<u>193.5</u>	2:13.445	26	43.308	44.418	91.4	48.080	164.4	192.9	2:15.806
13	41.932	43.570	95.7	48.940	168.2	192.2	2:14.442	27	42.542	44.216	91.4	49.047	166.7	188.2	2:15.805
14	42.823	43.105	95.4	48.426	162.9	191.8	2:14.354	28	42.653	42.274	99.4	47.986	165.9	190.8	2:12.913

416 DA COSTA-EBURDERIE-LEMMA-PINTO								VW Fun Cup											
lap	Sect-1	Speed	Sect-2	Speed	Sect-3	Speed	TopSpeed	laptime	pit	lap	Sect-1	Speed	Sect-2	Speed	Sect-3	Speed	TopSpeed	laptime	pit
1	42.245		42.912	95.6	48.245	161.4	191.2	2:13.402	15	43.331		41.899	100.7	48.621	166.7	193.2	2:13.851		
2	42.035		42.010	96.6	48.879	164.4	193.2	2:12.924	16	41.721		41.599	100.6	47.882	163.6	192.2	2:11.202		
3	41.793		41.847	95.7	48.394	160.7	189.1	2:12.034	17	41.832		41.611	103.3	49.611	164.4	191.8	2:13.054		
4	42.197		41.763	91.8	Pit In	161.4	189.8	2:21.409	18	41.821		41.421	115.4	48.722	162.9	191.8	2:11.964		
5	Pit Out		42.701	94.7	47.556	165.9	192.9	2:11.503	23	42.278		41.878	100.7	48.165	169.8	188.2	2:12.321		
6	58.949		53.147	99.4	49.225	103.7	115.9	2:41.321	20	46.884		47.301	98.8	48.072	136.9	157.0	2:22.257		
7	42.983		42.018	99.1	47.631	164.4	192.2	2:12.632	21	41.742		44.414	94.1	55.073	171.4	192.9	2:21.229		
8	42.199		42.021	100.1	47.904	168.2	192.5	2:12.124	22	10:10.208		43.615	98.9	48.607	145.2	152.5	11:42.430		
9	42.319		41.628	97.7	47.556	165.9	192.9	2:11.503	23	42.278		41.878	100.7	48.165	169.8	188.2	2:12.321		
10	42.142		41.935	99.7	48.233	170.6	<u>194.9</u>	2:12.310	24	<u>41.237</u>		<u>41.249</u>	116.9	48.239	167.4	192.2	<u>2:10.725</u>		
11	43.254		42.054	96.9	<u>47.360</u>	<u>172.2</u>	193.9	2:12.668	25	41.655		41.771	111.8	48.286	165.1	192.2	2:11.712		
12	41.725		41.838	97.1	47.903	168.2	193.2	2:11.466	26	41.782		41.524	<u>117.8</u>	48.144	162.9	191.8	2:11.450		
13	41.598		43.362	94.7	41.598	165.1	192.2	2:20.447	27	42.398		42.934	103.5	47.647	166.7	194.6	2:12.979		
14	Pit Out		41.866	110.7	48.009			16:31.965	28										

417 TARDI VAT-PI NTO-MESSI NE-GI LARD								VW Fun Cup											
lap	Sect-1	Speed	Sect-2	Speed	Sect-3	Speed	TopSpeed	laptime	pit	lap	Sect-1	Speed	Sect-2	Speed	Sect-3	Speed	TopSpeed	laptime	pit
1	45.424		43.384	93.0	49.420	140.6	166.2	2:18.228	14	12:53.400		43.479	97.2	50.754	155.8	183.7	14:27.633		
2	43.300		43.549	94.2	Pit In	159.3	187.8	2:27.975	15	44.107		44.422	96.4	49.601	152.5	185.9	2:18.130		
3	Pit Out		42.801	107.9	49.483			6:00.914	16	43.693		43.852	108.3	49.893	160.0	190.1	2:17.438		
4	42.121		42.187		49.426	167.4	<u>194.9</u>	2:13.734	17	43.403		43.658	103.5	49.574	161.4	188.8	2:16.635		
5	42.674		42.542		49.870	162.9	192.5	2:15.086	18	43.922		43.627	103.0	49.771	160.0	190.1	2:17.320		
6	44.014		56.082	84.0	Pit In	164.4	191.8	2:52.992	19	43.669		43.722	97.6	50.079	163.6	185.6	2:17.470		
7	Pit Out		42.097	<u>116.5</u>	48.914			3:31.322	20	44.636		44.248	99.6	Pit In	158.6	191.2	2:27.388		
8	43.045		<u>41.997</u>	109.8	49.263	164.4	191.5	2:14.305	21	Pit Out		47.295	87.0	51.662			12:41.108		
9	41.899		42.244		48.293	166.7	193.2	2:12.436	22	44.313		44.457	93.8	50.239	160.0	191.5	2:19.009 D		
10	<u>41.837</u>		42.028	98.7	<u>47.759</u>	164.4	192.2	<u>2:11.624</u>	23	44.965		45.421	91.4	49.797	158.6	189.1	2:20.183		
11	42.567		42.156	102.4	48.084	<u>168.2</u>	193.2	2:12.807	24	43.914		45.877	106.9	49.782	160.7	191.8	2:19.573		
12	42.940		42.928	112.5	Pit In	166.7	191.8	2:25.489	25	43.770		43.978	95.4	49.727	162.9	190.1	2:17.475		
13	Pit Out		45.589	108.5	51.796			4:55.020	26	43.831		46.072	95.1	Pit In	160.7	188.5	3:55.993		

423 BILALI -BURNI CHON-FERRIER								VW Fun Cup											
lap	Sect-1	Speed	Sect-2	Speed	Sect-3	Speed	TopSpeed	laptime	pit	lap	Sect-1	Speed	Sect-2	Speed	Sect-3	Speed	TopSpeed	laptime	pit
1	43.041		42.489	106.5	48.629	160.0	186.5	2:14.159	15	52.545		43.070	104.7	Pit In	160.0	188.8	2:34.720		
2	42.316		42.803	108.3	49.389	161.4	191.8	2:14.508	16	Pit Out		44.226	97.5	50.751			13:40.497		
3	43.333		43.140	<u>114.8</u>	48.707	160.7	190.8	2:15.180	17	43.259		45.906	97.4	51.764	163.6	192.2	2:20.929		
4	43.103		<u>41.822</u>	110.9	<u>48.100</u>	<u>169.0</u>	192.9	2:13.025	18	44.798		45.978	85.3	50.500	160.7	185.9	2:21.276		
5	42.770		42.915	<u>114.8</u>	Pit In	167.4	193.2	2:22.992	19	47.190		46.898	97.6	51.184	161.4	186.9	2:25.272		
6	Pit Out		42.645	98.9	49.564			4:39.968	20	45.136		47.475	94.7	52.825	160.7	190.5	2:25.436		
7	54.575		1:03.854	67.8	1:05.374	160.7	157.4	3:03.803	21	46.101		46.990	97.6	52.514	157.9	185.9	2:25.605		
8	43.650		42.470	113.7	48.983	157.2	185.9	2:15.103	22	47.364		46.083	94.2	Pit In	154.5	177.9	2:34.558		
9	42.041		43.037	102.4	49.003	164.4	192.2	2:14.081	23	Pit Out		42.526	111.1	48.122			13:08.270		
10	42.305		42.658	105.5	48.892	165.1	193.5	2:13.855	24	<u>41.837</u>		41.895	113.4	48.353	164.4	192.9	<u>2:12.085</u>		
11	42.963		42.485	105.7	49.272	162.2	191.8	2:14.720	25	42.032		42.389	108.7	49.132	167.4	193.2	2:13.553 D		
12	42.017		42.910	100.2	48.797	165.1	193.2	2:13.724	26	41.842		42.635	103.3	49.459	165.1	192.9	2:13.936		
13	42.302		42.462	97.3	49.264	165.9	192.9	2:14.028	27	43.747		43.004	112.3	48.653	162.2	190.5	2:15.404		
14	42.302		42.594	107.0	49.489	163.6	192.9	2:14.385	28	43.465		41.893	114.3	48.572	164.4	193.2	2:13.930		

424 LEENDERS-LEMOINE-BOLLEN-MARTIN								VW Fun Cup											
lap	Sect-1	Speed	Sect-2	Speed	Sect-3	Speed	TopSpeed	laptime	pit	lap	Sect-1	Speed	Sect-2	Speed	Sect-3	Speed	TopSpeed	laptime	pit
1	Pit Out		42.122	99.4	48.629			2:08.698	12	40.825		40.703	<u>110.1</u>	47.082	166.7	<u>194.2</u>	<u>2:08.610</u>		
2	41.190		40.820	104.2	46.842	164.4	189.5	2:08.852	13	47.050		42.786	102.6	48.163	169.0	193.5	2:17.999 D		
3	40.838		41.443	101.8	Pit In	169.0	191.8	2:17.535	14	40.881		41.689	103.3	Pit In	171.4	190.1	2:18.454		
4	Pit Out		41.487	100.8	47.727			6:44.778	15	Pit Out		46.620	87.3	Pit In			7:50.472		
5	41.362		40.576	101.9	<u>46.768</u>	164.4	189.8	2:08.706	16	Pit Out		41.220	100.3	47.360			12:13.282		
6	<u>40.720</u>		<u>40.564</u>	104.9	47.176	164.4	191.8	2:08.460 D	17	41.087		41.502	99.8	48.116	165.1	193.2	2:10.705		


FUN RACING CARS 2022 PORTIMAO

Autódromo Internacional do Algarve

FUN CUP

20 - 23 October 2022

Laps and Sector Times - QUALIFYING

Autodromo Internacional Algarve - 4652 mtr.

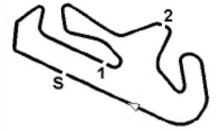
7	40.887	41.924	101.3	47.116	<u>173.9</u>	191.2	2:09.927	D	18	41.450	41.643	98.6	48.001	165.9	193.9	2:11.094
8	40.980	40.791	102.6	46.971	162.2	191.2	2:08.742		19	40.823	41.183	101.0	47.682	166.7	192.2	2:09.688
9	42.074	40.862	97.8	Pit In	167.4	192.9	2:17.445		20	40.967	41.055	97.3	47.021	167.4	192.9	2:09.043
10	Pit Out	42.714	107.1	48.599			20:03.794		21	41.080	41.963	102.1	Pit In	164.4	192.2	2:19.638
11	40.923	41.613	104.1	47.568	166.7	193.5	2:10.104		22							

427 CAROFF -ROCHES -FERTE									VW Fun Cup										
lap	Sect-1	Speed	Sect-2	Speed	Sect-3	Speed	TopSpeed	laptime	pit	lap	Sect-1	Speed	Sect-2	Speed	Sect-3	Speed	Topspeed	laptime	pit
1	Pit Out		43.029	105.5	47.693			2:22.801		12	41.477		41.142	103.7	Pit In	165.1	191.8	2:17.649	
2	43.003		41.279	108.5	47.316	165.9	191.8	2:11.598		13	Pit Out		42.693	115.1	48.680			32:25.840	
3	43.206		41.336	103.0	47.768	165.9	192.2	2:12.310		14	42.264		42.080		48.506	162.2	190.5	2:12.850	
4	41.984		41.610	106.5	47.916	171.4	191.8	2:11.510		15	42.258		41.466	<u>116.9</u>	47.808	164.4	191.5	2:11.532	
5	42.036		41.695	105.6	47.749	163.6	191.5	2:11.480		16	41.425		44.437	74.7	Pit In	166.7	192.5	2:43.485	
6	41.268		41.481	103.2	52.891	164.4	191.5	2:15.640		17	Pit Out		43.157	107.1	49.138			10:13.015	
7	<u>41.126</u>		51.764	77.4	50.719	167.4	192.2	2:23.609		18	44.257		41.642	113.9	47.685	161.4	179.1	2:13.584	
8	56.750		43.536	107.5	47.532	163.6	170.6	2:27.818		19	42.345		41.751	111.7	47.473	164.4	192.2	2:11.569	
9	41.152		41.208	107.4	47.598	165.1	191.8	2:09.958		20	41.649		41.533	101.0	48.761	168.2	193.2	2:11.943	
10	41.212		41.395	101.7	<u>46.992</u>	169.8	<u>193.5</u>	2:09.599		21	41.788		42.984	103.3	47.803	165.9	193.2	2:12.575	
11	41.355		<u>40.835</u>	115.8	47.024	166.7	192.2	<u>2:09.214</u>		22	41.753		41.746	109.8	47.761	<u>173.1</u>	190.8	2:11.260	

428 CHEVALLIER-HANOUEY -JULIEN-LECOINTRE									VW Fun Cup										
lap	Sect-1	Speed	Sect-2	Speed	Sect-3	Speed	TopSpeed	laptime	pit	lap	Sect-1	Speed	Sect-2	Speed	Sect-3	Speed	Topspeed	laptime	pit
1	42.815		43.693	94.4	49.201	160.0	189.1	2:15.709		13	43.438		43.845	106.0	49.010	162.2	191.8	2:16.293	
2	43.797		45.357	91.3	50.080	162.9	191.8	2:19.234		14	43.687		43.696	103.1	48.845	<u>168.2</u>	192.9	2:16.228	
3	42.727		43.254	95.0	48.685	160.0	189.5	2:14.666		15	12:23.302		44.874	89.3	51.824	163.6	192.9	14:00.000	
4	45.015		42.989	103.3	Pit In	162.9	192.5	2:29.887		16	42.656		44.159	100.9	49.098	160.7	189.8	2:15.913	
5	Pit Out		43.235	103.7	48.878		5:20.681		17	42.811		42.805	103.1	48.862	159.3	187.2	2:14.478		
6	47.620		56.034	83.7	1:04.948	162.2	191.5	2:48.602		18	42.914		42.871	102.5	Pit In	158.6	186.2	2:32.181	
7	51.344		43.399	111.5	49.690	80.9	136.5	2:24.433		19	Pit Out		45.144	88.4	50.780			19:29.928	
8	46.015		45.950	88.9	52.053	157.9	186.9	2:24.018		20	43.160		42.906	<u>115.4</u>	48.756	166.7	191.8	2:14.822	
9	42.506		<u>42.489</u>	104.2	48.819	165.9	192.5	<u>2:13.814</u>		21	42.399		43.447	85.3	49.164	160.7	190.8	2:15.010	
10	42.678		42.794	98.5	48.820	163.6	191.8	2:14.292		22	<u>42.347</u>		43.419	97.8	<u>48.469</u>	165.9	192.9	2:14.235	
11	44.146		44.781	100.7	Pit In	162.2	191.2	2:30.757		23	42.887		43.356	97.1	48.982	165.1	<u>193.2</u>	2:15.225	
12	Pit Out		44.391	96.6	49.446		3:42.934		24	43.186		43.230	100.3	48.592	162.9	191.2	2:15.008		

431 AYARI -HOUOT -AYARI									VW Fun Cup										
lap	Sect-1	Speed	Sect-2	Speed	Sect-3	Speed	TopSpeed	laptime	pit	lap	Sect-1	Speed	Sect-2	Speed	Sect-3	Speed	Topspeed	laptime	pit
1	42.439		42.575	99.2	47.681	161.4	188.2	2:12.695		16	41.574		41.358	112.9	47.915	165.9	191.2	2:10.847	
2	41.812		42.226	105.3	48.229	162.2	192.2	2:12.267		17	42.186		41.487	109.3	Pit In	162.9	191.8	2:20.206	
3	42.167		42.239	107.6	47.883	162.9	190.5	2:12.289		18	Pit Out		42.504	102.7	47.426			13:09.913	
4	41.696		41.933	103.3	47.610	162.9	191.2	2:11.239		19	41.348		41.072	97.9	47.427	170.6	193.2	2:09.847	
5	42.021		42.128	98.6	48.292	165.9	192.5	2:12.441		20	42.230		41.711	101.6	47.413	<u>172.2</u>	<u>194.6</u>	2:11.354	
6	42.072		41.954	103.3	Pit In	165.1	192.5	2:20.204		21	41.276		42.148	100.9	Pit In	169.8	191.5	2:20.403	
7	Pit Out		43.158	102.1	53.231		4:08.231		22	Pit Out		45.426	99.6	47.913			7:03.996		
8	55.042		51.690	109.5	47.815	138.5	144.2	2:34.547		23	10:07.867		41.331	97.8	<u>46.897</u>	142.3	91.4	11:36.095	
9	42.958		41.855	104.4	47.880	167.4	191.8	2:12.693		24	<u>40.839</u>		41.417	102.3	47.461	169.8	193.5	2:09.717	
10	42.054		41.274	<u>115.9</u>	48.218	163.6	192.9	2:11.546		25	40.962		<u>41.016</u>	102.9	48.057	170.6	193.5	2:10.035	
11	41.840		41.405	108.9	48.502	164.4	192.2	2:11.747	D	26	41.184		41.939	104.5	47.729	170.6	<u>194.6</u>	2:10.852	
12	42.264		45.074	72.5	53.311	169.8	191.8	2:20.649		27	41.074		41.669	94.2	47.851	169.0	191.8	2:10.594	
13	43.774		43.135	97.8	51.034	169.8	192.9	2:17.943		28	41.345		41.240	101.3	46.965	170.6	191.2	<u>2:09.550</u>	
14	41.633		41.633	100.1	49.910	160.0	191.5	2:13.176	D	29	41.113		41.497	102.3	Pit In	169.8	192.5	2:16.845	
15	43.849		42.025	110.9	49.131	170.6	192.5	2:15.005		30									

432 DARDINI ER-GENOVA -SAMSON-MALARD									VW Fun Cup										
lap	Sect-1	Speed	Sect-2	Speed	Sect-3	Speed	TopSpeed	laptime	pit	lap	Sect-1	Speed	Sect-2	Speed	Sect-3	Speed	Topspeed	laptime	pit
1	44.411		46.027	93.3	Pit In	157.2	188.2	2:33.917		15	Pit Out		42.660	100.1	49.540			5:40.175	
2	Pit Out		44.402	99.7	48.375		3:33.914		16	13:35.333		46.061	93.0	52.449	157.9	188.8	15:13.843		
3	42.097		43.280	102.3	49.005	165.9	192.2	2:14.382		17	44.067		42.825	100.7	48.585	155.2	187.2	2:15.477	
4	42.039		42.844	104.1	48.349	168.2	193.2	2:13.232		18	44.209		42.582	97.6	48.935	161.4	184.9	2:15.726	
5	42.161		43.456	100.1	49.631	165.9	192.9	2:15.248		19	42.030		42.251	101.2	48.266	162.9	191.8	2:12.547	
6	41.794		43.712	93.2	48.088	162.2	191.8	2:13.594		20	42.344		42.126	103.7	Pit In	160.7	191.5	2:24.277	
7	42.122		43.267	104.8	49.830	166.7	192.5	2:15.219		21	Pit Out		42.146	103.2	48.699			3:04.079	
8	46.044		45.615	69.7	1:00.723	147.5	149.2	2:32.382		22	12:25.285		41.898	103.8	48.328	160.0	171.4	13:55.511	
9	42.812		44.441	95.6	52.771	163.6	193.2	2:20.024		23	42.574		42.199	<u>107.0</u>	48.801	165.9	193.5	2:13.574	D
10	46.667		43.752	103.7	51.970	163.6	193.2	2:22.389		24	42.068		41.911	103.9	48.338	160.7	191.8	2:12.317	
11	42.815		42.279	95.5	<u>47.799</u>	160.0	192.9	2:12.893		25	41.855		42.652	103.3	47.996	167.4	192.2	2:12.503	
12	43.670		45.085	90.4	50.242	<u>170.6</u>	<u>193.9</u>	2:18.997		26	43.108		42.263	99.2	48.549	167.4	192.2	2:13.920	
13	42.394		42.475	105.3	48.070	163.6	192.2	2:12.939		27	<u>41.691</u>		<u>41.876</u>	101.3	48.157	166.7	192.5	<u>2:11.724</u>	



FUN RACING CARS 2022 PORTIMAO

Autódromo Internacional do Algarve

FUN CUP

20 - 23 October 2022

Laps and Sector Times - QUALIFYING

Autodromo Internacional Algarve - 4652 mtr.

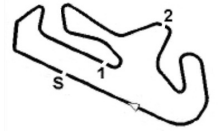
14	42.374	55.539	102.0	Pit In	169.8	192.9	2:37.271	28											
----	--------	--------	-------	--------	-------	-------	----------	----	--	--	--	--	--	--	--	--	--	--	--

438 ARBAUD-BIGNALET-LEGRAND-ORGEVAL-ROGER										VW Fun Cup									
lap	Sect-1	Speed	Sect-2	Speed	Sect-3	Speed	TopSpeed	laptime	pit	lap	Sect-1	Speed	Sect-2	Speed	Sect-3	Speed	Topspeed	laptime	pit
1	42.783		42.347	109.1	48.272	158.6	189.8	2:13.402	14	40.982		42.036	103.2	47.854	168.2	<u>194.2</u>		2:10.872	
2	42.329		42.469	<u>111.6</u>	48.329	160.7	188.8	2:13.127	15	42.128		42.989	103.0	<u>47.105</u>	164.4	193.2		2:12.222	
3	41.883		42.531	96.8	47.769	165.1	192.2	2:12.183	16	<u>40.852</u>		41.297	105.5	47.410	170.6	192.9		<u>2:09.559</u>	
4	43.186		43.609	92.9	Pit In	169.8	192.2	2:25.797	17	41.325		42.310	102.9	47.137	<u>173.1</u>	193.5		2:10.772	
5	Pit Out		43.697	96.0	49.875		5:00.293		18	41.136		41.580	105.7	52.562	169.0	192.5		2:15.278	
6	43.795		43.402	98.5	49.105	165.9	190.8	2:16.302	19	42.016		41.799	105.8	47.286	161.4	192.5		2:11.101	
7	48.381		53.772	77.5	Pit In	161.4	187.2	2:49.103	20	11:06.315		43.284	97.6	47.654	165.9	192.5		12:37.253	
8	Pit Out		42.636	94.7	48.265		7:19.485		21	41.709		42.433	99.3	48.205	165.9	192.9		2:12.347	
9	44.463		43.837	91.8	47.993	169.8	191.8	2:16.293	22	41.831		41.798	95.3	47.447	162.2	192.5		2:11.076	
10	42.243		43.855	93.5	48.631	166.7	184.3	2:14.729	23	42.358		44.549	92.4	48.005	169.0	<u>194.2</u>		2:14.912	
11	42.494		43.340	99.9	Pit In	165.9	192.9	2:22.488	24	42.372		43.052	98.6	47.834	161.4	191.8		2:13.258	
12	Pit Out		41.904	97.4	48.248		18:11.231		25	41.900		42.172	96.9	47.508	164.4	193.5		2:11.580	
13	42.735		<u>41.267</u>	108.0	47.519	162.9	188.2	2:11.521	26										

439 BATAILLARD-PONCELET-PONCELET										VW Fun Cup									
lap	Sect-1	Speed	Sect-2	Speed	Sect-3	Speed	TopSpeed	laptime	pit	lap	Sect-1	Speed	Sect-2	Speed	Sect-3	Speed	Topspeed	laptime	pit
1	43.369		44.077	96.4	Pit In	160.0	187.5	2:24.697	15	41.702		42.174	112.0	48.501	163.6	191.5		2:12.377	
2	Pit Out		42.900	82.6	48.304		3:13.108		16	<u>41.701</u>		<u>41.818</u>	105.3	48.412	164.4	191.2		<u>2:11.931</u>	
3	42.136		43.286	107.6	48.334	162.2	190.8	2:13.756	17	12:58.861		42.071	<u>113.8</u>	48.993	165.9	0.1		14:29.925	
4	42.153		42.886	105.3	49.607	165.9	192.2	2:14.646	18	42.202		42.963	110.2	48.542	161.4	190.8		2:13.707	
5	42.552		43.408	98.8	48.306	157.9	188.5	2:14.266	19	42.657		42.475	103.2	48.548	162.9	191.2		2:13.680	D
6	41.785		41.859	101.8	48.726	168.2	192.2	2:12.370	20	42.495		42.107	93.8	Pit In	161.4	190.5		2:21.411	
7	43.128		42.097	107.8	48.628	170.6	192.2	2:13.853	21	Pit Out		42.457	101.2	48.672				3:15.859	
8	52.066		56.378	54.5	59.978	165.1	108.7	2:48.422	22	43.049		42.224	105.4	48.013	165.9	192.2		2:13.286	
9	42.772		41.826	101.0	<u>47.942</u>	164.4	192.5	2:12.540	23	42.242		42.878	102.0	48.422	<u>171.4</u>	192.9		2:13.542	
10	41.917		42.325	97.4	48.424	169.0	191.5	2:12.666	24	10:05.763		42.565	96.8	48.405	160.7	0.2		11:36.733	
11	42.644		42.205	94.1	Pit In	162.9	191.5	2:20.662	25	42.334		43.077	104.7	48.987	167.4	193.2		2:14.398	
12	Pit Out		42.143	112.6	49.324		3:15.266		26	43.091		42.724	108.3	48.875	167.4	192.2		2:14.690	
13	42.354		41.919	96.5	48.235	158.6	188.8	2:12.508	27	42.396		43.007	97.1	Pit In	169.8	<u>193.9</u>		2:23.813	
14	41.903		41.834	109.4	48.534	165.9	191.5	2:12.271	28	Pit Out		42.957	100.5	Pit In				5:16.055	

440 BELLINATO-JACSONT-SPENLE										VW Fun Cup									
lap	Sect-1	Speed	Sect-2	Speed	Sect-3	Speed	TopSpeed	laptime	pit	lap	Sect-1	Speed	Sect-2	Speed	Sect-3	Speed	Topspeed	laptime	pit
1	41.207		41.229	105.9	47.112	170.6	190.8	2:09.548	15	40.907		40.733	111.1	47.262	172.2	191.5		2:08.902	
2	41.394		41.596	110.4	47.813	162.9	191.8	2:10.803	16	41.674		41.439	114.6	46.991	165.9	192.2		2:10.104	
3	41.156		41.178	109.4	47.054	165.1	191.8	2:09.388	17	41.203		40.851	120.5	47.581	169.8	192.5		2:09.635	
4	42.505		44.205	96.3	47.698	169.8	<u>194.6</u>	2:14.408	18	11:58.279		41.275	116.5	50.345	164.4	191.8		13:29.899	
5	41.329		41.650	103.4	47.161	167.4	191.8	2:10.140	19	41.960		41.249	106.1	46.944	150.6	189.1		2:10.153	
6	41.257		41.721	105.7	47.523	168.2	193.5	2:10.501	20	40.633		<u>40.619</u>	105.6	<u>46.627</u>	167.4	192.5		<u>2:07.879</u>	
7	41.343		41.290	95.4	48.704	168.2	192.9	2:11.337	21	41.256		41.126	110.9	Pit In	172.2	192.2		2:20.047	
8	41.234		41.554	90.0	53.749	165.1	193.2	2:16.537	22	Pit Out		42.054	95.0	47.189				20:35.698	
9	54.646		51.399	100.7	46.975	130.9	132.2	2:33.020	23	40.777		40.824	111.3	46.997	165.1	191.8		2:08.598	
10	41.307		41.342	109.5	Pit In	173.1	192.5	2:19.772	24	44.504		42.631	104.0	47.535	165.1	192.5		2:14.670	
11	Pit Out		40.940	116.5	47.200		3:27.667		25	41.316		41.215	110.8	47.210	162.2	191.5		2:09.741	
12	41.230		40.856	117.8	46.940	165.9	192.5	2:09.026	26	42.313		40.960	105.1	48.533	159.3	178.5		2:11.806	
13	40.787		41.030	<u>124.7</u>	47.153	167.4	192.9	2:08.970	27	41.465		41.571	95.6	49.524	<u>173.9</u>	192.2		2:12.560	
14	<u>40.576</u>		41.055	119.5	46.865	171.4	193.2	2:08.496	28										

442 RIVIERE-REBELO-LESCURE-GREGOIRE										VW Fun Cup									
lap	Sect-1	Speed	Sect-2	Speed	Sect-3	Speed	TopSpeed	laptime	pit	lap	Sect-1	Speed	Sect-2	Speed	Sect-3	Speed	Topspeed	laptime	pit
1	45.122		44.146	100.7	Pit In	150.0	187.2	2:30.978	16	44.776		50.012	109.9	47.423	<u>172.2</u>	<u>194.2</u>		2:22.211	
2	Pit Out		41.970	110.0	47.493		4:19.604		17	13:07.595		44.651	96.4	51.397	169.0	0.1		14:43.643	
3	42.605		41.398	<u>112.1</u>	47.858	166.7	191.8	2:11.861	18	44.510		44.075	104.8	49.612	161.4	184.9		2:18.197	
4	41.414		41.809	102.1	47.526	163.6	191.2	2:10.749	19	42.444		44.299	102.3	49.186	162.9	192.9		2:15.929	
5	41.354		41.424	102.6	47.653	164.4	191.5	2:10.431	20	42.779		43.081	104.1	49.265	166.7	193.5		2:15.125	
6	41.240		41.566	108.1	48.329	165.1	192.2	2:11.135	21	43.313		42.869	105.1	48.479	167.4	193.5		2:14.661	
7	52.609		1:10.344	63.2	1:08.379	166.7	192.9	3:11.332	22	43.171		42.923	99.4	50.150	165.9	193.5		2:16.244	
8	41.344		<u>40.773</u>	110.1	47.867	159.3	189.5	2:09.984	23	42.302		43.991	99.1	Pit In	160.0	192.5		2:30.222	
9	41.675		41.479	105.6	50.716	162.9	190.5	2:13.870	24	Pit Out		42.689	98.6	50.436				10:51.783	
10	41.253		41.269	102.1	47.162	163.6	191.5	<u>2:09.684</u>	25	43.048		42.529	103.2	48.945	159.3	188.8		2:14.522	
11	41.614		41.619	94.5	47.074	169.0	191.8	2:10.307	26	43.170		42.879	105.2	49.513	161.4	191.8		2:15.562	
12	41.185		41.494	102.0	47.577	165.9	192.2	2:10.256	27	42.346		44.168	102.0	50.229	164.4	192.9		2:16.743	
13	<u>41.066</u>		41.689	98.6	47.641	165.1	191.5	2:10.396	28	42.210		43.406	91.7	49.136	166.7	192.9		2:14.752	
14	41.514		41.272	101.7	47.192	163.6	191.8	2:09.978	29	42.470		43.511	99.6	49.535	165.9	192.2		2:15.516	



FUN RACING CARS 2022 PORTIMAO
Autódromo Internacional do Algarve

FUN CUP

20 - 23 October 2022

Laps and Sector Times - QUALIFYING

Autodromo Internacional Algarve - 4652 mtr.

453 BOURRASSET-CORMIER-LOMBARDI N-PLANCON								VW Fun Cup											
lap	Sect-1	Speed	Sect-2	Speed	Sect-3	Speed	TopSpeed	laptime	pit	lap	Sect-1	Speed	Sect-2	Speed	Sect-3	Speed	Topspeed	laptime	pit
1	42.609		42.531	108.0	48.916	157.2	186.9	2:14.056		15	45.889		44.726	112.1	51.601	155.2	191.8	2:22.216	
2	42.794		43.803	105.6	Pit In	161.4	189.8	2:25.267		16	11:30.770		44.457	105.2	48.814	159.3	189.5	13:04.041	
3	Pit Out		42.988	109.3	49.504			4:06.220		17	41.622		43.546	96.7	48.430	166.7	<u>193.5</u>	2:13.598	
4	43.452		42.539	106.0	49.082	159.3	186.2	2:15.073		18	41.498		42.513	95.1	<u>47.775</u>	169.0	193.2	<u>2:11.786</u>	
5	42.621		43.230	114.9	49.429	160.0	189.1	2:15.280		19	<u>41.420</u>		43.724	85.6	Pit In	<u>170.6</u>	192.9	2:20.301	
6	42.299		<u>42.328</u>	<u>118.3</u>	49.713	160.0	190.5	2:14.340		20	Pit Out		44.990	90.2	51.774			4:32.993	
7	45.479		52.968	68.1	Pit In	160.7	189.8	2:53.962		21	43.877		43.135	102.7	49.861	160.0	186.5	2:16.873	
8	Pit Out		45.899	106.5	52.735			3:39.393		22	42.828		45.794	107.9	57.221	158.6	190.1	2:25.843	
9	45.206		47.176	95.8	51.954	150.0	185.2	2:24.336		23	9:51.531		46.294	91.9	50.881	155.8	181.2	11:28.706	
10	44.518		45.347	97.7	51.560	152.5	188.8	2:21.425		24	44.511		43.309	101.9	48.981	159.3	182.7	2:16.801	
11	44.336		44.791	104.4	51.763	156.5	189.8	2:20.890		25	43.353		42.933	99.2	48.891	160.0	187.2	2:15.177	
12	43.899		45.390	103.5	50.865	156.5	189.8	2:20.154		26	44.388		43.902	100.3	49.574	162.2	192.5	2:17.864	
13	44.811		45.178	105.3	52.306	156.5	185.6	2:22.295		27	42.865		43.962	101.4	49.769	162.9	192.5	2:16.596	
14	44.633		45.258	95.7	51.581	155.8	191.2	2:21.472		28	44.146		43.169	109.9	48.543	164.4	192.2	2:15.858	

454 HA ZEBROUCQ-HAZEBROUCQ-HAZEBROUCQ-TATERKA-TATERKA								VW Fun Cup											
lap	Sect-1	Speed	Sect-2	Speed	Sect-3	Speed	TopSpeed	laptime	pit	lap	Sect-1	Speed	Sect-2	Speed	Sect-3	Speed	Topspeed	laptime	pit
1	42.255		41.976	103.4	47.746	171.4	187.2	2:11.977		16	42.187		42.341	108.4	55.693	161.4	191.5	2:20.221	
2	41.981		41.947	97.7	48.067	166.7	190.8	2:11.995		17	11:57.903		42.973	92.9	48.465	103.4		13:29.341	
3	42.274		42.293	97.7	47.930	160.7	186.5	2:12.497		18	43.356		42.600	91.9	48.136	160.7	190.5	2:14.092	
4	43.787		42.301	<u>109.9</u>	48.303	161.4	184.9	2:14.391		19	41.872		42.672	92.9	48.230	161.4	190.5	2:12.774	
5	41.605		<u>41.330</u>	107.2	48.146	161.4	190.8	2:11.081 D		20	42.118		42.444	96.3	48.091	162.2	191.2	2:12.653 D	
6	41.996		44.074	106.5	49.243	163.6	192.2	2:15.313		21	42.279		42.341	90.8	47.918	162.2	189.5	2:12.538	
7	43.165		42.916	92.8	53.604	162.2	<u>194.9</u>	2:19.685		22	41.704		41.833	92.0	48.053	162.2	189.5	2:11.590 D	
8	54.932		51.838	108.1	48.229	148.8	139.5	2:34.999		23	42.164		42.108	96.3	47.900	163.6	191.8	2:12.172	
9	43.344		42.660	107.5	48.290	162.2	191.5	2:14.294		24	10:05.501		42.594	103.4	48.512	159.3	188.2	11:36.607	
10	42.012		1:01.664	92.9	50.803	161.4	190.5	2:34.479		25	41.913		41.969	96.1	<u>47.432</u>	169.0	191.8	2:11.314	
11	42.451		42.254	104.0	Pit In	156.5	184.9	2:20.158		26	42.221		41.678	92.8	47.836	163.6	191.8	2:11.735	
12	Pit Out		47.550	105.4	50.797			4:10.933		27	41.344		41.564	96.9	47.869	167.4	191.5	2:10.777 D	
13	41.852		41.966	91.1	49.423	160.7	191.5	2:13.241		28	42.682		42.781	105.4	Pit In	167.4	192.2	2:19.925	
14	42.771		42.519	92.9	48.344	<u>172.2</u>	185.2	2:13.634		29	Pit Out		43.240	91.1	48.173			3:03.770	
15	<u>41.267</u>		41.541	96.0	47.770	162.2	191.8	<u>2:10.578</u>		30									

455 DUBOST-GOEHEN-HUYGHE-NUSSBAUMER								VW Fun Cup											
lap	Sect-1	Speed	Sect-2	Speed	Sect-3	Speed	TopSpeed	laptime	pit	lap	Sect-1	Speed	Sect-2	Speed	Sect-3	Speed	Topspeed	laptime	pit
1	44.296		42.784	99.4	49.325	158.6	189.5	2:16.405		15	41.891		41.981	96.6	47.503	169.8	193.9	2:11.375	
2	43.322		42.733	101.6	49.617	163.6	191.5	2:15.672		16	12:58.520		42.898	105.5	48.840	165.1	0.1	14:30.258	
3	44.771		42.888	97.7	49.434	161.4	192.9	2:17.093		17	41.968		42.108	101.1	47.909	161.4	188.2	2:11.985	
4	43.402		43.641	93.3	49.567	159.3	190.5	2:16.610		18	41.815		41.920	108.0	47.792	166.7	194.2	2:11.527	
5	43.305		43.511	98.9	Pit In	158.6	191.8	2:25.729		19	42.814		41.889	103.2	48.274	169.0	192.2	2:12.977	
6	Pit Out		42.291	110.7	56.710			4:29.044		20	41.876		42.233	102.9	<u>47.440</u>	160.7	191.5	2:11.549	
7	52.629		44.995	103.6	48.514	122.4	128.3	2:26.138		21	41.521		42.524	98.5	49.042	169.0	193.9	2:13.087	
8	42.574		43.106	103.8	48.051	166.7	192.9	2:13.731		22	42.098		42.730	106.6	48.532	161.4	192.2	2:13.360	
9	41.877		42.696	107.5	48.343	169.8	191.8	2:12.916		23	42.092		45.139	98.3	55.687	164.4	193.2	2:22.918	
10	41.795		42.295	107.0	48.435	162.9	191.8	2:12.525		24	9:17.848		42.041	104.2	48.118	141.2	0.2	10:48.007	
11	41.625		42.106	105.4	47.768	163.6	192.2	2:11.499		25	42.287		43.375	107.2	48.323	<u>174.8</u>	193.2	2:13.985	
12	<u>41.458</u>		<u>41.505</u>	<u>120.9</u>	59.720	169.0	193.9	2:22.683		26	41.760		43.534	108.4	48.858	171.4	193.2	2:14.152	
13	41.915		42.154	108.7	47.994	166.7	192.2	2:12.063		27	41.946		43.369	93.1	Pit In	169.8	<u>194.6</u>	2:21.293	
14	41.820		41.867	109.1	47.624	163.6	192.2	<u>2:11.311</u>		28								4:14.095	

456 GALPIN-PERIOCHE-RAJOELY								VW Fun Cup											
lap	Sect-1	Speed	Sect-2	Speed	Sect-3	Speed	TopSpeed	laptime	pit	lap	Sect-1	Speed	Sect-2	Speed	Sect-3	Speed	Topspeed	laptime	pit
1	42.698		42.366	109.6	48.149	153.8	187.5	2:13.213		16	42.860		44.459	94.5	49.569	167.4	193.2	2:16.888	
2	42.191		42.155	110.1	47.744	165.9	192.9	2:12.090		17	11:23.153		51.693	80.4	48.675	165.9	193.9	13:03.521	
3	42.129		42.083	113.0	48.182	165.1	192.9	2:12.394		18	41.447		42.540	100.6	48.050	168.2	192.2	2:12.037	
4	41.933		42.027	109.2	47.508	162.9	191.8	2:11.468		19	41.215		<u>41.384</u>	105.7	<u>47.051</u>	170.6	193.9	<u>2:09.650</u>	
5	41.649		41.823	<u>118.2</u>	48.621	167.4	192.5	2:12.093		20	42.764		44.969	103.8	50.666	172.2	193.9	2:18.399	
6	41.844		41.831	106.8	47.988	164.4	192.2	2:11.663		21	42.548		41.676	109.0	48.710	172.2	<u>194.2</u>	2:12.934	
7	41.810		42.381	101.4	49.214	165.1	192.9	2:13.405		22	42.692		41.617	104.1	47.552	169.0	192.2	2:11.861	
8	43.355		52.299	63.9	1:07.086	162.9	191.8	2:42.740		23	42.308		41.921	108.9	Pit In	165.9	192.5	2:20.046	
9	53.727		42.544	104.8	49.493	109.8	109.4	2:25.764		24	Pit Out		41.996	108.8	47.727			13:51.520	
10	42.415		42.059	105.1	Pit In	159.3	188.8	2:20.514		25	41.856		42.090	100.5	47.673	165.9	192.9	2:11.619	
11	Pit Out		42.448	107.7	47.757			4:25.204		26	41.500		41.392	111.0	47.727	168.2	191.8	2:10.619	
12	42.250		42.267	113.1	48.121	165.9	193.2	2:12.638		27	41.715		41.880	106.9	47.693	165.1	192.2	2:11.288	
13	41.857		41.863	105.7	48.162	162.2	190.8	2:11.882		28	<u>41.131</u>		42.746	105.4	47.212	169.0	193.9	2:11.089	
14	41.828		41.577	114.6	48.350	162.2	191.2	2:11.755		29	43.935		42.011	108.7	47.665	<u>174.8</u>	190.1	2:13.611	



FUN RACING CARS 2022 PORTIMAO

Autódromo Internacional do Algarve

FUN CUP

20 - 23 October 2022

Laps and Sector Times - QUALIFYING
Autodromo Internacional Algarve - 4652 mtr.

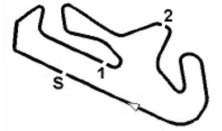
3	43.043	41.912	107.4	48.009	165.1	192.2	2:12.964	18	42.485	41.909	111.1	48.031	167.4	186.2	2:12.425
4	41.929	41.629	111.9	48.205	164.4	191.5	2:11.763	19	42.131	41.911	107.7	48.775	168.2	<u>193.9</u>	2:12.817
5	42.301	41.931	106.4	48.373	160.7	191.2	2:12.605	20	41.854	41.734	102.9	48.073	164.4	192.9	2:11.661
6	42.313	43.287	105.6	48.725	165.1	192.2	2:14.325	21	43.689	46.422	97.3	49.298	166.7	193.5	2:19.409
7	42.821	43.010	97.6	55.171	168.2	192.5	2:21.002	22	42.789	43.165	95.9	48.298	161.4	189.1	2:14.252
8	47.235	48.979	60.5	Pit In	136.4	153.4	2:49.859	23	42.582	43.123	97.7	Pit In	162.2	190.5	2:34.288
9	Pit Out	43.113	95.3	48.224			4:43.584	24	Pit Out	42.796	102.6	48.536			11:55.484
10	42.260	42.188	95.1	<u>47.619</u>	165.1	192.2	2:12.067	25	43.838	43.359	102.5	48.018	160.7	191.2	2:15.215
11	41.980	42.418	95.6	48.932	169.0	193.2	2:13.330	26	42.163	42.165	105.7	47.960	165.9	180.3	2:12.288
12	43.369	50.101	85.4	49.153	165.9	191.8	2:22.623 D	27	43.513	42.293	100.2	48.113	163.6	192.5	2:13.919
13	42.153	42.299	96.5	48.518	163.6	191.8	2:12.970	28	42.360	42.210	98.6	48.148	163.6	191.5	2:12.718
14	42.351	42.662	93.1	48.327	161.4	191.8	2:13.340	29	42.456	42.983	100.5	Pit In	168.2	191.5	2:29.807
15	42.918	42.454	99.1	47.971	163.6	192.2	2:13.343	30							

470 BROUESSE -LODS-MENNECHET-MOTA-NOUVEAU-RAQUIN								VW Fun Cup											
lap	Sect-1	Speed	Sect-2	Speed	Sect-3	Speed	TopSpeed	laptime	pit	lap	Sect-1	Speed	Sect-2	Speed	Sect-3	Speed	Topspeed	laptime	pit
1	42.809		42.743	106.8	49.885	162.2	191.8	2:15.437	13	42.249		43.312	92.7	48.403	162.2	191.8	2:13.964		
2	43.239		43.577	100.3	49.681	160.0	191.8	2:16.497	14	43.096		42.776	92.9	48.009	163.6	182.1	2:13.881		
3	43.281		43.876	99.0	Pit In	161.4	191.8	2:26.368	15	42.290		43.533	81.9	48.784	165.9	191.5	2:14.607		
4	Pit Out		43.086	101.1	48.567			8:13.436	16	42.088		42.555	94.0	48.391	165.1	192.2	2:13.034		
5	57.075		1:03.726	68.8	1:06.415	162.2	122.3	3:07.216	17	43.153		42.180	89.9	Pit In	163.6	191.8	2:24.255		
6	43.979		42.220	<u>111.9</u>	51.092	159.3	176.5	2:17.291 D	18	Pit Out		41.752	107.6	47.682			15:40.605		
7	42.562		42.775	108.7	49.335	162.9	192.5	2:14.672 D	19	41.683		42.321	104.2	47.682	167.4	192.5	2:11.686		
8	43.694		42.701	108.9	49.536	169.8	<u>193.9</u>	2:15.931	20	42.082		42.022	111.5	<u>47.247</u>	171.4	193.2	<u>2:11.351</u>		
9	43.731		42.567	106.5	48.403	165.9	191.8	2:14.701	21	<u>41.381</u>		42.645	103.7	47.745	<u>173.1</u>	193.5	2:11.771		
10	42.648		43.174	103.3	48.406	166.7	192.2	2:14.228	22	41.920		<u>41.436</u>	111.5	48.210	169.0	<u>193.9</u>	2:11.566		
11	42.481		42.215	108.5	Pit In	165.9	191.5	2:20.227	23	42.073		41.846	99.2	47.578	162.2	189.8	2:11.497		
12	Pit Out		42.636	89.2	48.803			18:55.222	24										

471 BRI AND-CHARDÈS-CORREIA-GROUALLE-COGARD								VW Fun Cup											
lap	Sect-1	Speed	Sect-2	Speed	Sect-3	Speed	TopSpeed	laptime	pit	lap	Sect-1	Speed	Sect-2	Speed	Sect-3	Speed	Topspeed	laptime	pit
1	47.702		42.810	100.8	49.291	85.3	162.9	2:19.803	16	42.299		<u>41.897</u>	103.3	50.053	165.9	191.8	2:14.249 D		
2	43.586		42.774	108.8	50.449	161.4	190.8	2:16.809	17	13:55.929		43.946	100.0	51.122	158.6	190.8	15:30.997		
3	43.152		42.762	95.4	48.835	160.0	188.5	2:14.749	18	45.160		43.242	99.9	49.134	153.2	186.9	2:17.536 D		
4	43.332		43.185	101.3	1:02.204	165.1	192.2	2:28.721	19	43.032		43.434	95.1	48.802	162.2	192.2	2:15.268		
5	46.603		42.804	100.2	49.046	123.7	168.8	2:18.453	20	43.051		43.417	96.8	49.695	162.2	190.5	2:16.163		
6	44.059		1:08.630	86.4	50.139	164.4	192.2	2:42.828	21	43.142		43.775	98.5	50.042	162.9	191.8	2:16.959		
7	43.541		43.828	99.9	Pit In	160.0	189.5	2:28.366	22	42.587		42.592	103.9	48.860	165.9	191.8	2:14.039		
8	Pit Out		43.120	106.5	49.391			3:35.824	23	43.233		45.508	85.7	55.169	<u>166.7</u>	<u>192.9</u>	2:23.910		
9	43.338		42.387	<u>114.2</u>	49.104	162.2	191.8	2:14.829	24	9:36.418		43.883	93.1	49.722	131.4	0.2	11:10.023		
10	42.531		42.206	110.1	48.999	161.4	188.8	2:13.736	25	43.099		42.988	111.0	49.809	161.4	191.8	2:15.896		
11	42.647		42.254	106.9	48.697	159.3	188.5	2:13.598	26	43.171		44.097	90.7	49.272	162.2	192.2	2:16.540		
12	43.345		42.929	108.9	48.503	162.9	192.2	2:14.777	27	42.524		43.397	103.6	50.390	162.2	191.8	2:16.311		
13	<u>42.181</u>		42.091	111.2	48.485	164.4	192.2	2:12.757 D	28	42.405		44.503	101.1	49.673	164.4	<u>192.9</u>	2:16.581 D		
14	42.263		41.943	113.2	<u>48.449</u>	164.4	191.5	<u>2:12.655</u>	29	42.862		43.272	100.5	49.316	163.6	192.2	2:15.450		
15	42.343		42.559	107.1	49.853	164.4	191.8	2:14.755	30										

472 COOX-DEPAEPE								VW Fun Cup											
lap	Sect-1	Speed	Sect-2	Speed	Sect-3	Speed	TopSpeed	laptime	pit	lap	Sect-1	Speed	Sect-2	Speed	Sect-3	Speed	Topspeed	laptime	pit
1	Pit Out		42.105	105.5	48.398			2:11.147	14	46.046		47.631	102.5	47.839	169.0	193.9	2:21.516		
2	41.467		<u>41.039</u>	110.4	47.104	162.9	190.5	2:09.610	15	43.612		45.949	102.4	48.597	172.2	193.2	2:18.158		
3	41.240		41.196	113.4	47.180	169.0	192.2	2:09.616	16	41.193		41.719	102.7	48.227	168.2	193.5	2:11.139		
4	<u>41.011</u>		41.093	118.7	47.343	166.7	192.2	<u>2:09.447</u>	17	41.236		41.445	103.6	Pit In	166.7	193.9	2:18.993		
5	41.311		41.467	105.6	47.246	165.9	192.2	2:10.024	18	Pit Out		46.517	95.6	Pit In			5:36.288		
6	42.184		52.683	76.7	Pit In	165.9	191.5	2:37.709	19	Pit Out		41.271	110.8	47.730			9:48.741		
7	Pit Out		44.723	85.6	48.493			9:43.469	20	42.286		41.579	100.7	<u>47.099</u>	162.2	190.8	2:10.964		
8	41.424		41.448	102.3	48.589	<u>173.1</u>	<u>194.2</u>	2:11.461	21	41.366		41.642	<u>119.2</u>	47.695	168.2	193.2	2:10.703		
9	41.015		41.163	111.0	Pit In	165.1	192.2	2:17.967	22	41.836		41.499	102.7	47.324	165.1	192.2	2:10.659		
10	Pit Out		41.365	108.9	47.224			4:03.807	23	41.647		41.122	114.6	47.420	171.4	191.8	2:10.189		
11	42.734		42.510	107.9	48.689	171.4	192.2	2:13.933	24	41.325		41.395	102.1	47.292	165.9	191.8	2:10.012		
12	11:07.843		47.313	82.6	59.242	160.7	0.2	12:54.398	25	41.371		41.176	113.8	47.984	164.4	190.8	2:10.531		
13	41.936		41.799	99.4	47.962	163.6	193.2	2:11.697	26										

474 DELOCHE-BURDET-BULLY								VW Fun Cup											
lap	Sect-1	Speed	Sect-2	Speed	Sect-3	Speed	TopSpeed	laptime	pit	lap	Sect-1	Speed	Sect-2	Speed	Sect-3	Speed	Topspeed	laptime	pit
1	41.884		41.443	100.7	47.822	160.0	188.5	2:11.149	16	12:46.607		42.106	98.2	47.575	167.4	194.2	14:16.288		
2	41.805		41.419	95.6	48.786	165.1	191.8	2:12.010	17	41.303		41.615	109.2	47.674	170.6	193.9	2:10.592		
3	42.491		41.684	108.3	47.354	161.4	192.2	2:11.529	18	41.808		41.663	104.0	47.631	172.2	194.2	2:11.102		



FUN RACING CARS 2022 PORTIMAO

Autódromo Internacional do Algarve

FUN CUP

20 - 23 October 2022

Laps and Sector Times - QUALIFYING
Autodromo Internacional Algarve - 4652 mtr.

4	42.027	41.269	105.4	47.510	170.6	<u>194.6</u>	2:10.806	19	42.156	41.548	105.1	48.428	<u>174.8</u>	193.5	2:12.132
5	41.721	41.199	104.4	47.946	169.8	193.5	2:10.866	20	42.271	41.478	106.7	<u>47.126</u>	166.7	193.5	2:10.875
6	41.825	43.379	108.2	Pit In	164.4	191.8	2:20.742	21	41.231	41.304	114.2	47.698	173.1	192.9	2:10.233
7	Pit Out	1:03.845	61.3	1:04.150			4:53.148	22	42.342	41.510	100.0	47.274	171.4	193.9	2:11.126
8	43.146	41.903	111.2	48.747	163.6	188.8	2:13.796	23	42.368	46.676	102.1	Pit In	166.7	192.5	2:30.986
9	41.576	41.801	115.1	47.712	162.2	190.8	2:11.089	24	Pit Out	41.217	114.3	47.287			9:43.631
10	41.394	41.492	112.1	48.267	164.4	192.5	2:11.153	25	40.968	41.299	113.4	47.560	164.4	192.9	2:09.827 D
11	41.883	41.359	110.9	47.699	163.6	191.8	2:10.941	26	<u>40.769</u>	41.225	109.3	47.797	166.7	193.9	2:09.791
12	41.780	41.588	108.9	Pit In	169.0	192.5	2:19.211	27	41.013	41.148	103.7	47.549	170.6	191.8	2:09.710
13	Pit Out	41.443	101.7	47.503			4:00.851	28	41.167	42.489	<u>116.5</u>	47.759	172.2	193.5	2:11.415
14	41.075	41.198	102.8	47.401	167.4	193.5	<u>2:09.674</u>	29	41.397	41.043	110.7	48.528	165.1	192.2	2:10.968
15	46.354	50.624	106.7	47.632	168.2	192.5	2:24.610	30	42.503	<u>40.994</u>	107.5	Pit In	160.0	193.9	2:19.935

475 COURBARD-SODERHOLM-VAUGELAS-LOPEZ									VW Fun Cup								
lap	Sect-1	Speed	Sect-2	Speed	Sect-3	Speed	TopSpeed	laptime pit	lap	Sect-1	Speed	Sect-2	Speed	Sect-3	Speed	Topspeed	laptime pit
1	44.961		43.496	108.4	Pit In	161.4	161.9	2:29.205	15	10:34.289		43.086	91.9	48.334	160.7	165.9	12:05.709
2	Pit Out		43.631	97.2	50.151		6:20.944	16	42.392		43.173	97.0	<u>48.113</u>	162.9	191.5	2:13.678	
3	42.791		42.286	<u>119.5</u>	49.689	164.4	191.5	2:14.766	17	42.433		42.585	101.6	48.296	163.6	192.2	2:13.314
4	43.009		42.646	106.1	49.755	157.2	190.1	2:15.410	18	<u>41.562</u>		43.682	97.4	48.811	166.7	192.5	2:14.055
5	43.536		42.749	111.1	50.256	160.7	191.8	2:16.541	19	42.731		42.384	102.5	48.613	165.1	<u>193.9</u>	2:13.728 D
6	53.592		1:11.308	66.1	1:11.579	158.6	180.6	3:16.479	20	42.266		42.276	100.4	48.869	<u>169.0</u>	192.9	2:13.411
7	42.793		42.159	110.4	48.658	150.6	179.7	2:13.610	21	43.085		42.379	101.8	48.364	168.2	191.8	2:13.828 D
8	42.368		42.010	113.8	48.690	161.4	191.8	2:13.068	22	42.625		43.051	98.2	Pit In	165.1	192.5	2:24.700
9	42.168		42.425	114.4	48.800	162.2	191.5	2:13.393	23	Pit Out		44.599	99.2	51.506			11:02.899
10	42.516		<u>41.797</u>	114.3	48.299	160.7	179.7	<u>2:12.612</u>	24	45.006		44.558	94.4	51.639	162.9	191.2	2:21.203
11	42.346		42.882	99.8	Pit In	166.7	193.2	2:23.289	25	44.956		44.711	100.2	51.046	163.6	189.5	2:20.713
12	Pit Out		43.719	97.6	48.683			4:30.490	26	44.331		44.606	99.2	52.978	158.6	191.8	2:21.915
13	43.663		43.000	102.6	48.709	164.4	192.2	2:15.372	27	44.774		44.824	93.2	51.488	159.3	191.8	2:21.086
14	42.348		43.006	95.6	48.649	161.4	191.5	2:14.003	28	44.628		45.265	103.8	51.828	165.9	193.5	2:21.721

481 ROSOUX-HUON-MORENHAOUT-DE WILDE									VW Fun Cup								
lap	Sect-1	Speed	Sect-2	Speed	Sect-3	Speed	TopSpeed	laptime pit	lap	Sect-1	Speed	Sect-2	Speed	Sect-3	Speed	Topspeed	laptime pit
1	42.407		42.447	97.6	Pit In	162.9	190.1	2:21.897	13	41.595		42.111	104.4	48.365	164.4	193.9	2:12.071
2	Pit Out		41.529	103.5	50.345		3:58.253	14	41.848		42.344	98.6	48.175	164.4	192.9	2:12.367	
3	41.419		41.139	101.1	47.137	167.4	192.5	2:09.695	15	41.752		41.934	104.9	48.190	164.4	193.2	2:11.876
4	41.378		41.334	98.7	48.013	162.9	191.8	2:10.725	16	42.177		42.389	97.7	49.189	169.0	191.5	2:13.755
5	41.595		<u>40.757</u>	<u>113.4</u>	47.384	169.8	191.8	2:09.736	17	41.928		42.645	97.2	47.880	159.3	191.5	2:12.453
6	42.374		41.327	99.2	Pit In	167.4	192.9	2:19.706	18	42.090		42.960	93.8	Pit In	164.4	192.2	2:21.746
7	Pit Out		41.388	102.1	47.027		15:02.865	19	Pit Out		42.260	96.8	49.002			16:15.150	
8	<u>40.845</u>		40.985	104.1	47.855	166.7	192.2	2:09.685	20	41.286		42.095	92.9	47.573	169.0	<u>194.2</u>	2:10.954
9	41.319		40.901	100.3	47.204	162.9	191.5	2:09.424	21	42.078		41.958	101.1	48.041	169.0	<u>194.2</u>	2:12.077
10	41.273		41.047	101.8	47.403	162.2	190.1	2:09.723	22	41.896		43.021	93.2	48.682	167.4	<u>194.2</u>	2:13.599
11	41.340		41.067	101.8	<u>46.972</u>	162.9	191.5	<u>2:09.379</u>	23	1:06.275		42.473	98.3	49.534	162.9	192.2	2:38.282
12	11:33.651		43.087	94.2	49.187	<u>170.6</u>	0.2	13:05.925	24								

482 CHARPENTIER-LE GUIL-ROGER									VW Fun Cup								
lap	Sect-1	Speed	Sect-2	Speed	Sect-3	Speed	TopSpeed	laptime pit	lap	Sect-1	Speed	Sect-2	Speed	Sect-3	Speed	Topspeed	laptime pit
1	41.907		41.814	101.3	<u>47.360</u>	166.7	186.5	2:11.081	15	42.285		42.657	108.3	48.109	168.2	<u>193.5</u>	2:13.051
2	41.843		41.325	96.3	47.374	169.8	193.2	<u>2:10.542</u>	16	11:38.545		42.054	113.8	48.722	169.8	168.2	13:09.321
3	41.744		41.720	105.9	48.237	167.4	192.5	2:11.701	17	43.372		42.149	101.5	48.385	165.1	191.8	2:13.906
4	42.495		41.818	93.9	48.379	168.2	192.9	2:12.692	18	41.795		41.702	104.1	47.942	<u>171.4</u>	191.8	2:11.439
5	41.452		<u>41.267</u>	99.5	48.374	170.6	<u>193.5</u>	2:11.093	19	42.298		41.673	112.0	48.795	167.4	186.5	2:12.766
6	<u>41.220</u>		42.004	110.5	48.060	169.0	193.2	2:11.284	20	41.935		41.455	109.5	48.418	164.4	187.2	2:11.808
7	41.447		42.334	104.3	49.761	167.4	193.2	2:13.542	21	44.480		43.101	98.7	48.447	169.0	192.5	2:16.028
8	49.927		56.256	53.1	1:03.186	169.8	119.3	2:49.369	22	41.974		43.275	100.2	48.479	163.6	191.8	2:13.728
9	46.656		42.615	100.6	Pit In	165.9	192.5	2:26.421	23	42.179		45.030	97.5	Pit In	162.9	192.9	2:37.193
10	Pit Out		46.568	106.8	49.254		5:57.213	24	Pit Out		43.239	105.3	48.374			14:12.416	
11	42.887		42.746	108.9	48.793	162.9	192.2	2:14.426	25	41.788		41.508	109.3	47.872	162.2	191.2	2:11.168
12	42.460		41.939	105.8	48.784	164.4	188.2	2:13.183	26	41.474		42.072	101.1	47.941	165.9	192.2	2:11.487
13	41.918		43.248	101.7	48.499	161.4	192.2	2:13.665 D	27	41.533		41.791	<u>113.9</u>	Pit In	162.2	191.2	2:20.195
14	41.596		42.035	98.9	48.014	165.9	192.5	2:11.645	28	Pit Out		52.369	84.0	Pit In			5:08.118

483 JOUVE-MALAPELLE-WROBLEWSKI									VW Fun Cup								
lap	Sect-1	Speed	Sect-2	Speed	Sect-3	Speed	TopSpeed	laptime pit	lap	Sect-1	Speed	Sect-2	Speed	Sect-3	Speed	Topspeed	laptime pit
1	42.852		42.859	99.4	49.195	163.6	191.8	2:14.906	16	13:29.977		45.027	94.2	48.831	163.6	0.1	15:03.835
2	42.967		43.534	93.5	49.195	161.4	191.5	2:15.696	17	43.016		42.742	95.5	48.040	161.4	191.2	2:13.798
3	43.494		44.718	95.7	50.750	160.0	191.2	2:18.962	18	42.747		<u>41.659</u>	<u>109.6</u>	48.164	166.7	192.5	2:12.570
4	44.126		44.675	106.3	49.527	165.9	191.8	2:18.328	19	<u>41.434</u>		42.975	105.8	48.587	169.0	193.5	2:12.996


FUN RACING CARS 2022 PORTIMAO

Autódromo Internacional do Algarve

FUN CUP

20 - 23 October 2022

Laps and Sector Times - QUALIFYING

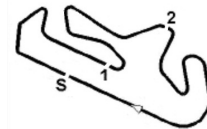
Autodromo Internacional Algarve - 4652 mtr.

5	42.435	43.803	95.8	48.703	165.9	192.9	2:14.941	20	41.861	42.724	103.1	48.157	165.1	192.5	2:12.742
6	42.502	42.906	102.8	50.215	162.9	191.8	2:15.623	21	41.644	42.775	106.8	48.107	163.6	192.2	2:12.526
7	42.741	43.666	101.4	48.439	164.4	191.2	2:23.745	22	42.883	42.676	91.9	47.690	166.7	<u>193.9</u>	2:13.249
8	Pit Out	50.101	87.7	52.605			5:42.190	23	43.646	44.538	94.4	50.441	166.7	192.9	2:18.625
9	43.564	43.131	88.0	48.533	164.4	190.1	2:15.228	24	8:36.082	42.690	95.6	48.302	132.4	0.2	10:07.074
10	43.811	43.801	88.7	50.374	172.2	184.6	2:17.986	25	42.150	42.376	102.9	47.980	<u>174.8</u>	192.9	2:12.506
11	44.311	45.178	79.2	49.362	167.4	192.5	2:18.851	26	42.175	41.719	107.7	47.829	170.6	192.5	2:11.723
12	46.517	46.143	90.8	50.385	166.7	188.5	2:23.045	27	41.864	43.320	102.4	47.745	170.6	<u>193.9</u>	2:12.929
13	42.686	43.446	88.7	48.908	168.2	192.9	2:15.040	28	41.681	42.045	100.7	47.523	169.8	<u>193.9</u>	2:11.249
14	43.704	45.257	87.2	50.890	163.6	191.8	2:19.851	29	41.759	42.211	95.9	<u>47.263</u>	171.4	193.5	<u>2:11.233</u>
15	43.621	44.434	83.8	51.149	162.2	184.0	2:19.204	30							

484 DAMBI ELLE-GALIANA-TODI SCO									VW Fun Cup										
lap	Sect-1	Speed	Sect-2	Speed	Sect-3	Speed	TopSpeed	laptime	pit	lap	Sect-1	Speed	Sect-2	Speed	Sect-3	Speed	Topspeed	laptime	pit
1	41.888		41.602	112.3	48.240	162.2	191.5	2:11.730		16	Pit Out		43.844	107.1	47.944			14:35.535	
2	43.971		41.940	114.0	48.723	161.4	190.8	2:14.634		17	41.757		41.180	111.8	47.634	165.9	191.8	2:10.571	
3	42.079		41.752	110.8	48.439	161.4	189.5	2:12.270		18	41.212		41.622	114.5	47.976	167.4	193.5	2:10.810	
4	42.891		42.755	100.0	Pit In	160.7	191.2	2:25.509		19	41.325		41.319	106.8	47.905	166.7	192.9	2:10.549	
5	Pit Out		42.479	88.3	50.093			4:37.442		20	42.183		49.693	102.2	55.789	167.4	<u>194.6</u>	2:27.665	D
6	41.962		41.739	104.3	48.013	164.4	189.8	2:11.714		21	41.715		<u>41.100</u>	107.8	47.546	165.9	194.2	2:10.361	
7	47.965		55.133	49.0	1:00.414	160.7	181.8	2:43.512		22	41.188		41.803	113.9	47.548	167.4	191.8	2:10.539	
8	42.404		42.561	113.1	47.833	164.4	192.5	2:12.798		23	41.064		42.852	103.2	48.913	<u>169.0</u>	193.5	2:12.829	
9	41.283		41.497	106.7	48.351	163.6	190.1	2:11.131		24	10:53.642		41.597	109.2	47.529	136.9	122.3	12:22.768	
10	42.622		41.472	<u>117.4</u>	47.748	168.2	191.8	2:11.842		25	41.352		41.813	104.2	47.289	162.9	191.8	2:10.454	
11	42.252		41.569	113.2	47.851	165.9	193.2	2:11.672		26	41.093		41.362	106.0	<u>47.084</u>	<u>169.0</u>	193.2	<u>2:09.539</u>	
12	41.535		41.450	104.0	47.871	162.9	190.5	2:10.856		27	41.051		41.361	112.4	48.185	167.4	193.9	2:10.597	
13	43.068		41.534	112.9	48.568	165.1	190.5	2:13.170		28	41.560		41.310	112.9	47.845	162.9	193.9	2:10.715	
14	41.677		41.232	113.1	47.672	165.9	190.5	2:10.581		29	<u>40.948</u>		42.133	115.6	48.213	165.1	192.2	2:11.294	
15	41.499		41.693	108.5	Pit In	164.4	193.5	2:20.440		30									

487 QUEDE-PENNISI									VW Fun Cup										
lap	Sect-1	Speed	Sect-2	Speed	Sect-3	Speed	TopSpeed	laptime	pit	lap	Sect-1	Speed	Sect-2	Speed	Sect-3	Speed	Topspeed	laptime	pit
1	42.355		43.022	99.6	47.798	160.0	190.8	2:13.175		15	43.340		42.200	100.2	48.849	164.4	193.2	2:14.389	
2	42.098		42.764	101.1	<u>47.709</u>	163.6	191.8	2:12.571		16	42.808		43.110	100.0	49.006	164.4	193.5	2:14.924	D
3	41.815		<u>41.846</u>	106.1	48.404	166.7	191.8	2:12.065		17	43.407		42.837	98.8	50.962	167.4	192.5	2:17.206	
4	42.127		42.368	97.9	Pit In	165.1	192.5	2:21.313		18	43.434		43.313	102.9	51.880	<u>168.2</u>	193.9	2:18.627	
5	Pit Out		43.020	99.8	50.568		5:22.046			19	42.904		41.869	101.7	48.568	159.3	191.8	2:13.341	
6	<u>41.797</u>		43.155	92.5	54.688	166.7	192.5	2:19.640		20	42.725		42.181	103.3	48.888	165.9	193.2	2:13.794	
7	52.486		53.686	85.8	53.978	145.7	163.4	2:40.150		21	42.351		42.663		49.551	162.9	193.2	2:14.565	
8	43.414		42.502	97.6	48.399	160.7	191.2	2:14.315		22	10:52.534		42.733	94.5	49.689	152.5	149.0	12:24.956	
9	42.336		42.775	<u>106.8</u>	48.522	161.4	193.2	2:13.633		23	42.880		42.609	103.2	49.052	156.5	188.8	2:14.541	
10	43.403		42.517	95.3	48.347	165.1	192.5	2:14.267		24	42.231		42.448	99.5	48.787	163.6	192.2	2:13.466	
11	41.806		41.977	93.3	47.971	165.9	193.5	<u>2:11.754</u>		25	42.515		43.154	98.4	48.400	165.1	<u>194.2</u>	2:14.069	
12	41.877		42.496	100.4	Pit In	167.4	192.2	2:22.326		26	41.813		42.377	<u>106.8</u>	48.524	166.7	<u>194.2</u>	2:12.714	
13	Pit Out		42.940		50.548		7:57.490			27	42.542		44.016	102.3	49.028	<u>168.2</u>	190.8	2:15.586	
14	10:46.093		43.071	91.9	49.658	164.4	152.8	12:18.822		28									

488 BALTHAZAR-SCHROEDER-SCHROEDER-SCHROEDER									VW Fun Cup										
lap	Sect-1	Speed	Sect-2	Speed	Sect-3	Speed	TopSpeed	laptime	pit	lap	Sect-1	Speed	Sect-2	Speed	Sect-3	Speed	Topspeed	laptime	pit
1	Pit Out		41.857	105.2	47.593			2:08.206		16	11:10.481		41.799	109.0	48.602	163.6	0.2	12:40.882	
2	41.362		<u>41.119</u>	111.1	47.476	168.2	190.8	2:09.957		17	42.574		43.253	92.7	Pit In	162.9	191.8	2:23.170	
3	41.278		41.684	112.0	<u>46.779</u>	162.9	191.5	2:09.741		18	Pit Out		41.876	102.5	48.426			3:26.335	
4	41.746		41.148	105.4	46.837	<u>170.6</u>	191.8	2:09.731		19	42.273		41.861	105.6	48.080	162.2	191.5	2:12.214	
5	41.044		41.244	107.4	47.324	<u>170.6</u>	193.2	2:09.612		20	42.295		41.821	113.3	48.161	162.9	192.5	2:12.277	
6	41.298		41.774	106.4	Pit In	169.0	192.2	2:16.297		21	42.148		41.695	<u>115.9</u>	48.389	162.9	192.2	2:12.232	
7	Pit Out		1:12.126	63.7	1:11.828		5:39.702			22	42.998		42.053	109.3	47.948	166.7	192.2	2:12.999	
8	42.722		42.069	113.8	47.733	148.8	180.0	2:12.524		23	42.924		44.882	85.4	Pit In	165.1	192.5	2:30.615	
9	41.494		41.769	103.7	47.647	164.4	192.9	2:10.910		24	Pit Out		42.290	105.3	47.165			10:54.820	
10	41.867		41.760	99.5	47.687	169.0	192.2	2:11.314		25	41.031		41.439	106.1	47.243	168.2	193.2	2:09.713	
11	41.778		41.667	105.5	47.625	162.9	192.2	2:11.070		26	<u>40.936</u>		41.494	108.2	46.984	164.4	192.9	<u>2:09.414</u>	
12	41.552		42.151	100.3	48.316	164.4	192.5	2:12.019		27	41.539		41.778	99.8	48.118	169.0	<u>193.9</u>	2:11.435	
13	41.878		41.851	101.7	48.703	167.4	192.2	2:12.432		28	42.024		42.956	103.1	47.390	162.9	<u>193.9</u>	2:12.370	
14	42.214		42.145	90.1	Pit In	162.2	190.1	2:19.509		29	41.598		41.367	106.5	47.195	167.4	193.2	2:10.160	D
15	Pit Out		42.532	111.6	48.494			3:39.529		30									


FUN RACING CARS 2022 PORTIMAO

Autódromo Internacional do Algarve

FUN CUP

20 - 23 October 2022

Laps and Sector Times - QUALIFYING

Autodromo Internacional Algarve - 4652 mtr.

489 OOMS-CAPRASSE-NI VARLET									VW Fun Cup										
lap	Sect-1	Speed	Sect-2	Speed	Sect-3	Speed	TopSpeed	laptime	pit	lap	Sect-1	Speed	Sect-2	Speed	Sect-3	Speed	Topspeed	laptime	pit
1	<u>40.731</u>		41.122	108.7	<u>46.762</u>	165.1	192.2	<u>2:08.615</u>		8	41.238		41.785	103.3	Pit In	166.7	192.9	2:18.848	
2	40.788		<u>40.838</u>	103.9	Pit In	165.1	191.8	2:18.516		9	Pit Out		42.976	99.4	48.369			23:14.633	
3	Pit Out		41.971	105.9	48.258			6:18.770		10	41.699		41.841	98.1	47.487	169.0	<u>194.2</u>	2:11.027	
4	41.819		41.431	110.7	47.952	165.1	192.9	2:11.202		11	41.431		41.770	109.1	48.207	169.8	192.2	2:11.408	
5	42.132		42.502	107.8	Pit In	169.0	193.2	2:21.027		12	42.155		42.364	<u>118.9</u>	48.712	167.4	191.8	2:13.231	
6	Pit Out		42.748	110.9	47.437			8:03.980		13	41.701		41.962	107.2	48.038	165.1	192.5	2:11.701	D
7	42.060		42.292	107.1	47.272	<u>173.9</u>	193.9	2:11.624		14	41.497		41.242	110.3	Pit In	165.1	192.2	2:18.304	

490 BALCAEN-CASTEILEIN-CASTEILEIN									VW Fun Cup										
lap	Sect-1	Speed	Sect-2	Speed	Sect-3	Speed	TopSpeed	laptime	pit	lap	Sect-1	Speed	Sect-2	Speed	Sect-3	Speed	Topspeed	laptime	pit
1	Pit Out		45.216	98.5	1:03.025			2:29.024		14	42.837		41.875	107.6	48.277	165.9	193.9	2:12.989	
2	59.217		55.692	96.2	50.551	117.3	117.9	2:45.460		15	41.729		42.262	109.0	47.716	167.4	193.5	2:11.707	
3	42.275		41.970	113.6	50.043	160.7	189.8	2:14.288		16	41.459		41.819	110.5	49.530	165.1	192.2	2:12.808	
4	42.171		41.283	<u>115.8</u>	48.080	161.4	193.9	2:11.534		17	41.995		42.236	108.2	47.907	167.4	193.2	2:12.138	
5	41.901		41.516	106.6	48.484	169.0	192.9	2:11.901		18	41.808		41.919	108.3	47.842	162.2	191.5	2:11.569	
6	45.559		49.962	93.2	52.583	172.2	193.9	2:28.104		19	10:04.276		41.408	101.2	<u>47.093</u>	165.1	0.2	11:32.777	
7	41.442		41.278	106.9	48.530	165.9	192.2	2:11.250		20	41.917		44.523	99.5	<u>47.924</u>	170.6	192.5	2:14.364	
8	41.060		41.452	102.9	48.486	167.4	192.9	2:10.998		21	41.234		41.349	111.0	48.694	165.1	192.2	2:11.277	
9	41.328		41.681	106.1	48.176	167.4	191.2	2:11.185		22	<u>41.050</u>		41.858	111.8	48.082	169.0	<u>194.2</u>	2:10.990	
10	41.568		<u>41.146</u>	110.8	48.518	162.2	191.5	2:11.232		23	41.529		41.534	101.9	47.865	165.1	192.5	2:10.928	
11	41.298		41.358	114.2	48.127	165.1	192.5	<u>2:10.783</u>		24	41.451		41.287	110.9	48.196	<u>173.1</u>	193.9	2:10.934	
12	12:21.418		42.794	103.9	48.460	165.9	0.2	13:52.672		25	41.849		42.150	112.0	47.545	166.7	193.2	2:11.544	
13	42.775		41.736	98.5	48.320	169.0	192.9	2:12.831	D	26									

492 CAILLON-CHAPUZET-RENAUT									VW Fun Cup										
lap	Sect-1	Speed	Sect-2	Speed	Sect-3	Speed	TopSpeed	laptime	pit	lap	Sect-1	Speed	Sect-2	Speed	Sect-3	Speed	Topspeed	laptime	pit
1	41.587		41.237	113.2	47.961	164.4	191.5	2:10.785		13	41.002		<u>40.976</u>	107.4	47.159	168.2	193.5	<u>2:09.137</u>	
2	41.757		41.275	109.5	47.512	166.7	192.2	2:10.544		14	41.017		41.145	105.9	<u>47.128</u>	<u>172.2</u>	<u>194.6</u>	2:09.290	
3	41.732		41.275	106.7	47.647	169.0	191.2	2:10.654		15	41.288		42.099	104.1	Pit In	170.6	192.2	2:26.201	
4	41.586		41.070	108.0	47.469	164.4	191.8	2:10.125		16	Pit Out		41.709	<u>116.5</u>	Pit In			3:46.020	
5	41.527		41.217	105.9	47.542	165.9	191.5	2:10.286		17	Pit Out		41.951	106.6	Pit In			3:38.018	
6	41.398		41.341	103.4	47.788	163.6	191.2	2:10.527		18	Pit Out		42.753	94.7	48.512			11:28.757	
7	41.178		42.094	107.4	48.919	165.1	192.9	2:12.191		19	41.715		42.373	106.5	48.395	166.7	192.2	2:12.483	
8	41.587		44.341	97.9	52.674	163.6	191.8	2:18.602		20	42.203		41.978	105.4	47.702	169.0	191.5	2:11.883	
9	53.497		44.789	102.4	Pit In	113.9	127.7	2:37.483		21	42.123		43.335	102.0	47.642	164.4	191.8	2:13.100	
10	Pit Out		40.995	111.1	47.210			17:49.447		22	41.895		42.008	107.8	47.599	169.8	<u>194.6</u>	2:11.502	
11	<u>11:21.837</u>		42.220	103.8	48.432	169.0	193.9	12:52.489		23	41.543		41.812	104.1	47.569	170.6	192.2	2:10.924	
12	41.874		41.161	109.0	47.586	169.8	184.6	2:10.621		24									

494 DÉGREMONT-PRULHO-LE GALL									VW Fun Cup										
lap	Sect-1	Speed	Sect-2	Speed	Sect-3	Speed	TopSpeed	laptime	pit	lap	Sect-1	Speed	Sect-2	Speed	Sect-3	Speed	Topspeed	laptime	pit
1	44.191		43.300	91.1	50.779	158.6	186.2	2:18.270		14	11:08.363		41.685	108.5	48.505	160.0	189.8	12:38.553	
2	43.791		43.119	104.7	Pit In	154.5	185.2	2:27.007		15	42.432		<u>41.521</u>	107.9	<u>47.931</u>	<u>169.8</u>	193.5	<u>2:11.884</u>	
3	Pit Out		45.761	83.5	52.773			4:01.333		16	42.016		41.587	104.8	47.950	162.9	191.8	2:11.553	D
4	43.954		45.054	92.7	Pit In	157.9	191.8	2:28.199		17	42.072		41.805	<u>109.5</u>	48.103	162.2	192.2	2:11.980	
5	Pit Out		44.771	85.6	51.634			4:08.028		18	<u>41.743</u>		42.422	102.8	49.515	162.9	190.8	2:13.680	
6	43.911		45.797	89.2	54.497	157.2	189.1	2:24.205		19	42.711		41.970	108.1	Pit In	158.6	<u>194.2</u>	2:19.308	
7	52.587		49.407	92.4	52.204	130.9	143.8	2:34.198		20	Pit Out		45.824	89.6	50.313			17:04.366	
8	43.608		44.592	92.5	51.188	158.6	189.5	2:19.388		21	44.704		43.760	94.5	49.741	156.5	188.5	2:18.205	
9	43.398		44.818	99.0	51.037	155.8	190.1	2:19.253		22	44.357		43.906	90.9	50.142	159.3	191.8	2:18.405	D
10	44.451		44.245	96.2	50.864	153.2	184.3	2:19.560		23	43.940		45.174	90.4	51.470	156.5	188.8	2:20.584	
11	44.192		44.343	92.5	Pit In	155.8	186.9	2:27.736		24	43.985		43.639	93.0	50.472	161.4	193.2	2:18.096	
12	Pit Out		42.631	100.5	49.320			6:32.659		25	44.190		45.972	86.0	51.436	162.2	192.5	2:21.598	
13	42.767		42.502	103.6	49.613	161.4	190.1	2:14.882		26									

495 MONOT-ROUX-TREMIER									VW Fun Cup										
lap	Sect-1	Speed	Sect-2	Speed	Sect-3	Speed	TopSpeed	laptime	pit	lap	Sect-1	Speed	Sect-2	Speed	Sect-3	Speed	Topspeed	laptime	pit
1	Pit Out		45.584	87.4	52.587			2:23.054		15	10:56.480		42.156	102.2	48.910	160.0	0.2	12:27.546	
2	45.641		44.600	99.2	52.977	159.3	190.1	2:23.218		16	42.250		42.198	103.5	49.331	162.9	191.8	2:13.779	
3	44.200		44.433	91.1	50.702	157.9	191.8	2:19.335		17	43.269		42.345	98.0	49.275	165.1	<u>193.9</u>	2:14.889	
4	43.902		45.043	89.6	55.634	164.4	192.2	2:24.579		18	42.094		42.655	102.8	49.072	<u>167.4</u>	193.5	2:13.821	
5	44.826		44.906	83.1	51.312	150.6	190.1	2:21.044		19	42.613		43.119	99.8	48.850	163.6	192.5	2:14.582	
6	44.219		44.174	92.6	54.317	160.0	191.2	2:22.710		20	<u>41.996</u>		<u>42.030</u>	104.9	<u>48.243</u>	163.6	191.8	<u>2:12.269</u>	
7	54.743		53.325	107.8	Pit In	134.3	137.2	2:52.891		21	42.959		42.654	96.8	48.681	<u>167.4</u>	191.5	2:14.294	
8	Pit Out		44.262																



FUN RACING CARS 2022 PORTIMAO

Autódromo Internacional do Algarve

FUN CUP

20 - 23 October 2022

Laps and Sector Times - QUALIFYING

Autodromo Internacional Algarve - 4652 mtr.

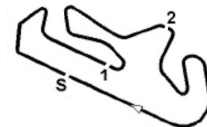
9	49.745	44.890	96.5	51.275	161.4	191.8	2:25.910	23	Pit Out	42.396	99.5	48.829			11:03.400
10	43.852	43.690	99.4	50.732	162.2	192.2	2:18.274	24	42.302	43.213	100.0	49.029	160.0	190.8	2:14.544
11	43.336	45.617	97.6	51.491	162.9	192.5	2:20.444	25	42.574	44.070	103.7	48.926	162.2	190.5	2:15.570
12	44.422	44.915	93.1	51.261	160.7	191.5	2:20.598	26	41.999	42.347	104.1	49.168	162.2	192.2	2:13.514
13	43.519	43.669	96.9	Pit In	160.0	190.8	2:27.191	27	42.447	43.674	88.4	50.996	162.2	192.2	2:17.117
14	Pit Out	42.654	99.4	50.358			3:23.527	28	42.173	43.741	102.0	Pit In	166.7	192.9	2:22.782

501 SIMONNEAU-BERNARDONI - BERNARDONI									VW Fun Cup											
lap	Sect-1	Speed	Sect-2	Speed	Sect-3	Speed	TopSpeed	laptime	pit	lap	Sect-1	Speed	Sect-2	Speed	Sect-3	Speed	Topspeed	laptime	pit	
1	42.356		41.839	108.8	<u>47.645</u>	165.9	192.5	2:11.840		16	41.648		41.695	99.8	49.367	162.9	191.8	2:12.710		
2	42.468		42.184	103.1	Pit In	170.6	193.2	2:21.585		17	12:50.760		47.789	92.5	49.467	162.2	191.5	14:28.016		
3	Pit Out		43.231	101.0	50.965		3:36.623			18	42.906		42.000	99.0	47.971	169.8	192.9	2:12.877		
4	43.354		42.907	96.7	49.075	158.6	183.4	2:15.336		19	42.353		42.263	97.2	49.335	164.4	193.2	2:13.951		
5	43.289		43.282	99.9	50.275	161.4	192.2	2:16.846		20	42.463		41.970	<u>116.6</u>	48.271	165.1	192.9	2:12.704		
6	44.172		44.260	103.2	50.787	159.3	188.5	2:19.219		21	41.875		42.076	108.9	48.051	168.2	<u>193.9</u>	2:12.002		
7	43.219		45.583	86.7	51.782	165.1	192.2	2:20.584		22	42.414		<u>41.505</u>	108.8	47.976	163.6	192.2	2:11.895		
8	52.770		45.855	97.1	49.549	133.8	130.6	2:28.174		23	42.277		41.536	108.1	Pit In	165.9	192.2	2:21.209		
9	42.522		43.194	95.8	49.760	160.7	191.2	2:15.476		24	Pit Out		44.964	84.6	49.138			11:21.783		
10	42.944		43.213	103.9	Pit In	156.5	188.5	2:24.920		25	43.721		42.434	101.6	48.277	164.4	191.5	2:14.432		
11	Pit Out		42.465	104.5	48.180		3:22.671			26	43.196		41.908	105.2	49.691	169.8	192.9	2:14.795		
12	42.061		41.892	106.6	48.432	165.1	192.5	2:12.385		27	41.953		42.520	101.0	48.645	163.6	188.2	2:13.118		
13	42.114		42.125	95.1	48.062	165.1	185.9	2:12.301		28	<u>41.490</u>		42.036	101.1	48.058	166.7	192.2	<u>2:11.584</u>		
14	41.813		42.751	104.0	49.039	<u>171.4</u>	191.8	2:13.603		29	42.138		42.431	103.5	48.211	168.2	192.9	2:12.780		
15	42.274		41.886	108.2	48.010	162.2	190.8	2:12.170		30										

502 BEGUIN-BILLOT - PERRIN-MOREAU									VW Fun Cup											
lap	Sect-1	Speed	Sect-2	Speed	Sect-3	Speed	TopSpeed	laptime	pit	lap	Sect-1	Speed	Sect-2	Speed	Sect-3	Speed	Topspeed	laptime	pit	
1	43.699		44.002	93.0	49.468	160.0	186.9	2:17.169		15	42.935		45.938	102.3	50.365	162.9	191.8	2:19.238		
2	44.238		43.940	98.1	50.492	161.4	190.8	2:18.670		16	11:50.102		45.340	105.1	50.955	166.7	0.2	13:26.397		
3	48.500		45.504	97.6	50.998	161.4	192.2	2:25.002		17	42.909		43.116	100.2	Pit In	162.2	191.5	2:23.804		
4	43.935		43.557	95.2	49.290	164.4	191.8	2:16.782		18	Pit Out		42.701	103.1	50.057			3:20.117		
5	43.036		43.144	90.7	49.760	161.4	192.9	2:15.940		19	42.256		42.707	114.2	49.502	<u>167.4</u>	192.9	2:14.465		
6	43.522		45.012	92.7	Pit In	163.6	<u>193.5</u>	2:28.999		20	43.168		42.799	99.4	48.772	164.4	192.2	2:14.739		
7	Pit Out		46.110	105.6	49.497		4:57.873			21	45.120		43.505	90.8	49.960	163.6	192.2	2:18.585		
8	43.593		43.321	112.7	50.908	162.2	191.2	2:17.822		22	43.426		45.834	88.6	55.147	<u>167.4</u>	186.2	2:24.407		
9	42.871		43.601	90.4	49.116	166.7	190.8	2:15.588		23	10:32.124		42.295	102.9	49.024	154.5	0.2	12:03.443		
10	43.580		44.484	100.2	50.598	165.1	191.5	2:18.662		24	42.437		42.348	108.5	48.661	<u>167.4</u>	192.9	<u>2:13.446</u>		
11	43.491		42.401	<u>119.1</u>	51.034	165.9	193.2	2:16.926		25	<u>41.946</u>		<u>41.963</u>	104.2	48.769	<u>167.4</u>	192.5	2:12.678 D		
12	42.574		43.115	109.9	49.474	165.1	192.2	2:15.163		26	42.458		43.485	100.0	<u>48.610</u>	165.1	187.5	2:14.553		
13	42.760		43.635	107.8	49.043	164.4	191.8	2:15.438		27	41.979		42.091	103.5	Pit In	163.6	192.2	2:20.654		
14	46.372		50.845	111.0	50.114	165.9	192.9	2:27.331		28										

506 DOURS-FONTANEL									VW Fun Cup										
lap	Sect-1	Speed	Sect-2	Speed	Sect-3	Speed	TopSpeed	laptime	pit	lap	Sect-1	Speed	Sect-2	Speed	Sect-3	Speed	Topspeed	laptime	pit
1	41.639		41.673	104.0	47.066	173.1	190.8	2:10.378		13	41.584		41.739	103.3	47.528	164.4	192.9	2:10.851 D	
2	41.141		41.324	109.1	47.549	166.7	192.5	2:10.014		14	41.450		42.024	103.0	47.717	165.1	191.8	2:11.191	
3	41.305		<u>41.032</u>	101.8	<u>46.915</u>	169.8	192.9	<u>2:09.252</u>		15	41.404		41.615	106.6	47.377	164.4	191.5	2:10.396	
4	43.308		43.672	99.7	Pit In	<u>173.9</u>	<u>194.6</u>	2:25.878		16	41.956		42.517	102.4	47.422	165.1	191.5	2:11.895	
5	Pit Out		41.533	108.4	47.253		16:59.100			17	41.211		41.534	108.1	47.616	164.4	191.8	2:10.361	
6	41.267		41.485	103.6	47.240	167.4	192.5	2:09.992		18	41.187		41.641	103.3	Pit In	168.2	191.2	2:29.647	
7	41.325		41.067	<u>109.6</u>	47.744	165.9	192.5	2:10.136		19	Pit Out		41.527	102.5	47.640			11:22.623	
8	<u>40.896</u>		41.431	106.1	47.647	165.9	192.2	2:09.974		20	41.365		41.609	105.5	47.890	172.2	192.2	2:10.864	
9	41.148		41.386	101.3	47.496	165.9	191.5	2:10.030		21	41.572		43.004	104.7	47.212	162.2	191.8	2:11.788	
10	40.912		42.202	109.2	48.483	165.1	192.5	2:11.597		22	41.221		41.952	106.5	47.619	168.2	193.5	2:10.792	
11	41.435		42.512	102.0	47.857	162.9	193.5	2:11.804		23	41.709		41.114	106.7	47.112	166.7	192.5	2:09.935	
12	14:17.111		42.243	107.6	48.381	165.9	192.9	15:47.735		24	41.606		41.321	108.9	54.073	169.0	191.2	2:17.000	

555 CHATIN-LACOSTE-MORALES-THIRION									VW Fun Cup										
lap	Sect-1	Speed	Sect-2	Speed	Sect-3	Speed	TopSpeed	laptime	pit	lap	Sect-1	Speed	Sect-2	Speed	Sect-3	Speed	Topspeed	laptime	pit
1	Pit Out		44.223	101.1	49.080			2:17.232		14	41.787		41.091	113.2	47.534	162.9	190.8	2:10.412	
2	43.390		42.292	102.6	48.845	164.4	191.8	2:14.527		15	41.164		<u>40.673</u>	111.9	47.298	164.4	192.2	<u>2:09.135</u>	
3	44.528		43.221	101.8	48.593	165.1	192.5	2:16.342		16	<u>40.976</u>		41.068	107.6	47.437	<u>172.2</u>	192.9	2:09.481	
4	42.347		41.680	113.3	54.901	165.1	192.9	2:18.928		17	42.025		42.854	99.7	47.293	164.4	193.2	2:12.172	
5	52.858		50.753	104.3	47.864	134.3	171.7	2:31.475		18	41.183		41.254	107.5	Pit In	165.1	191.8	2:17.802	
6	41.545		41.552	112.5	47.465	167.4	191.8	2:10.562		19	Pit Out		43.211	90.2	58.175			6:01.568	
7	41.103		41.591	99.3	<u>47.077</u>	166.7	192.9	2:09.771		20	10:13.874		41.970	104.2	48.081	148.8	169.3	11:43.925	
8	41.346		41.108	107.4	47.761	<u>172.2</u>	193.2	2:10.215		21	42.286		41.814	107.2	48.317	164.4	192.9	2:12.417	
9	42.557		42.074	103.3	48.471	171.4	<u>194.2</u>	2:13.102		22	41.769		41.800	109.8	48.253	162.2	190.8	2:11.822	


FUN RACING CARS 2022 PORTIMAO

Autódromo Internacional do Algarve

FUN CUP

20 - 23 October 2022

Laps and Sector Times - QUALIFYING

Autodromo Internacional Algarve - 4652 mtr.

10	41.761	41.354	104.1	Pit In	162.9	192.5	2:19.408	23	41.687	42.624	<u>117.6</u>	48.769	164.4	193.2	2:13.080
11	Pit Out	41.340	110.7	47.751			4:54.918	24	41.602	41.812	113.7	48.012	162.9	192.2	2:11.426
12	43.110	41.320	105.8	47.323	170.6	192.5	2:11.753	25	42.175	43.303	103.6	47.863	163.6	192.5	2:13.341
13	11:21.877	42.351	107.2	48.486	165.1	192.5	12:52.714	26							

888 PERRIN-DETRY-BRECKPOT										VW Fun Cup									
lap	Sect-1	Speed	Sect-2	Speed	Sect-3	Speed	TopSpeed	laptime	pit	lap	Sect-1	Speed	Sect-2	Speed	Sect-3	Speed	Topspeed	laptime	pit
1	41.013		<u>40.736</u>	106.2	47.463	165.9	193.5	2:09.212		15	42.498		42.017	100.8	Pit In	166.7	193.9	2:19.565	
2	42.823		41.332	97.6	48.168	166.7	192.9	2:12.323		16	Pit Out		43.068	98.3	49.049			12:08.783	
3	41.194		41.180	98.1	48.150	<u>173.9</u>	193.5	2:10.524		17	41.750		42.113	100.5	47.647	171.4	194.9	2:11.510	
4	41.322		40.985	106.4	48.167	169.0	193.5	2:10.474		18	41.294		41.533	108.4	48.131	172.2	<u>195.3</u>	2:10.958	
5	46.748		41.903	110.0	47.851	127.2	157.4	2:16.502		19	42.724		43.498	106.2	48.769	169.8	<u>195.3</u>	2:14.991	D
6	40.805		41.018	111.1	Pit In	170.6	194.6	2:17.929		20	41.020		41.324	106.1	Pit In	171.4	194.9	2:17.612	
7	Pit Out		51.238	101.3	49.166			7:35.158		21	Pit Out		41.850	<u>113.7</u>	47.731			4:51.068	
8	41.880		41.427	106.8	48.737	158.6	190.8	2:12.044	D	22	41.558		45.019	103.1	55.684	169.8	192.2	2:22.261	
9	42.194		42.178	108.1	48.074	149.4	189.5	2:12.446	D	23	10:10.093		41.435	102.2	47.427	145.2	155.4	11:38.955	
10	41.364		43.911	110.0	48.375	170.6	194.6	2:13.650	D	24	<u>40.603</u>		40.967	107.9	47.387	167.4	193.5	2:08.957	
11	41.743		41.398	105.1	48.309	162.2	192.9	2:11.450		25	41.020		40.757	101.6	<u>46.825</u>	164.4	192.5	<u>2:08.602</u>	
12	41.468		41.517	104.2	48.071	164.4	192.5	2:11.056		26	41.712		41.158	106.3	47.478	173.1	194.9	2:10.348	
13	41.630		41.623	105.9	47.785	165.9	193.9	2:11.038		27	40.944		40.909	105.8	47.014	167.4	193.5	2:08.867	
14	41.519		42.067	98.6	48.129	165.9	193.5	2:11.715		28	41.124		41.291	96.9	47.189	170.6	191.8	2:09.604	

911 HAELEWYN-PALETTE-ROCHE-GAULT										VW Fun Cup										
lap	Sect-1	Speed	Sect-2	Speed	Sect-3	Speed	TopSpeed	laptime	pit	lap	Sect-1	Speed	Sect-2	Speed	Sect-3	Speed	Topspeed	laptime	pit	
1	44.137		45.353	90.5	49.949	162.9	191.2	2:19.439		13					156.5	186.9	10:23.929			
2	44.309		1:14.857	91.1	Pit In	160.7	191.2	2:59.243		14	Pit Out		48.415	93.7	55.023			9:49.549		
3	Pit Out		43.833	87.9	48.788			7:06.652		15	44.887		46.104	<u>103.3</u>	53.952	160.0	192.5	2:24.943		
4	42.467		43.187	102.6	48.088	161.4	191.2	2:13.742		16	46.182		46.045	81.9	53.659	157.9	192.2	2:25.886		
5	42.443		42.757	92.7	47.921	163.6	192.5	2:13.121		17	45.675		45.726	93.6	52.217	160.0	183.4	2:23.618		
6	47.040		54.347	53.5	1:03.223	162.9	185.9	2:44.610		18	45.873		49.146	77.2	Pit In	154.5	186.9	2:49.242		
7	42.191		43.195	95.6	48.082	166.7	191.5	2:13.468		19	Pit Out		44.523	100.1	50.291			10:24.120		
8	42.106		41.794	99.1	47.615	164.4	191.8	<u>2:11.515</u>		20	44.725		44.456	98.1	50.200	160.7	191.5	2:19.381		
9	43.238		<u>41.688</u>	100.0	48.032	<u>169.0</u>	<u>193.2</u>	2:12.958		21	44.167		44.658	91.3	Pit In	154.5	188.5	2:28.084		
10	42.448		42.053	98.4	<u>47.560</u>	167.4	192.5	2:12.061		22	Pit Out		46.444	84.9	56.350			3:32.742		
11	<u>41.724</u>		42.504	98.6	Pit In	168.2	191.8	2:21.588		23	46.717		45.200	91.0	53.136	157.2	179.4	2:25.053		
12	Pit Out		47.566	93.2	52.641			7:43.780		24										