


**FUN RACING CARS 2022 PORTIMAO**

Autódromo Internacional do Algarve

**FUN CUP**

20 - 23 October 2022

Laps and Sector Times - FREE PRATICE

Autodromo Internacional Algarve - 4652 mtr.

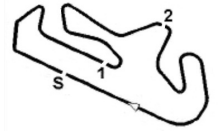
2 BONHAM -THOMAS									VW Fun Cup										
lap	Sect-1	Speed	Sect-2	Speed	Sect-3	Speed	TopSpeed	laptime	pit	lap	Sect-1	Speed	Sect-2	Speed	Sect-3	Speed	Topspeed	laptime	pit
1	Pit Out		50.435	84.9	56.716			2:46.963		15	43.605		43.659	102.7	48.873	159.3	192.5	2:16.137	
2	52.453		49.511	80.2	57.089	151.9	147.9	2:39.053		16	42.586		<u>42.300</u>	104.1	50.167	160.7	192.9	2:15.053	
3	51.512		49.665	80.5	55.839	142.3	167.4	2:37.016		17	43.028		42.935	103.6	49.004	160.0	192.5	2:14.967	
4	48.255		48.255	86.3	53.741	152.5	171.4	2:30.251		18	42.818		42.867	104.1	<u>48.807</u>	<u>169.0</u>	193.2	2:14.492	
5	46.183		46.256	89.7	52.907	155.8	184.6	2:25.346		19	43.081		42.341	102.4	48.862	165.9	191.5	2:14.284	
6	46.391		46.770	89.0	52.957	153.2	169.3	2:26.118		20	42.702		42.579	100.7	Pit In	162.2	191.2	2:20.514	
7	46.460		47.172	87.9	52.059	155.2	189.1	2:25.691		21	Pit Out		43.858	94.7	51.722		3:50.155		
8	46.580		47.913	96.3	53.446	158.6	178.2	2:27.939		22	43.490		44.327	92.2	50.810	162.9	192.5	2:18.627	
9	46.936		46.509	102.2	Pit In	156.5	180.0	2:38.620		23	43.072		43.293	<u>105.4</u>	50.355	162.9	192.5	2:16.720	
10	Pit Out		50.736	87.8	52.271			4:03.305		24	44.012		43.372	95.0	49.494	157.2	188.8	2:16.878	
11	44.982		43.456	97.3	49.331	157.9	190.8	2:17.769		25	44.621		43.571	96.6	50.043	162.2	187.8	2:18.235	
12	44.495		46.555	81.7	59.049	165.1	<u>193.5</u>	2:30.099		26	43.327		43.736	101.1	49.918	165.9	190.1	2:16.981	
13	57.212		59.213	64.7	55.927	131.4	149.2	2:52.352		27	42.243		42.741	101.0	49.066	164.4	186.9	<u>2:14.050</u>	
14	45.893		44.448	95.3	51.333	159.3	192.2	2:21.674		28	<u>42.231</u>		1:11.177	89.3	Pit In	167.4	192.2	2:58.531	

5 MAES-MAES-DESMET									VW Fun Cup										
lap	Sect-1	Speed	Sect-2	Speed	Sect-3	Speed	TopSpeed	laptime	pit	lap	Sect-1	Speed	Sect-2	Speed	Sect-3	Speed	Topspeed	laptime	pit
1	Pit Out		45.611	93.7	49.643			2:23.218		5	42.550		41.802	<u>113.3</u>	48.017	159.3	190.8	2:12.369	
2	43.652		44.862	93.6	50.124	<u>164.4</u>	192.5	2:18.638		6	<u>41.792</u>		41.956	100.0	48.427	<u>164.4</u>	<u>192.9</u>	<u>2:12.175</u>	
3	43.399		42.855	97.6	48.294	163.6	192.2	2:14.548		7	43.575		42.200	97.0	<u>47.620</u>	161.4	191.2	2:13.395	
4	44.177		<u>41.693</u>	104.0	48.053	<u>164.4</u>	191.8	2:13.923		8	42.639		50.628	85.2	Pit In	163.6	191.5	2:38.670	

24 DUMAREY -GLORIEUX									VW Fun Cup										
lap	Sect-1	Speed	Sect-2	Speed	Sect-3	Speed	TopSpeed	laptime	pit	lap	Sect-1	Speed	Sect-2	Speed	Sect-3	Speed	Topspeed	laptime	pit
1	Pit Out		45.063	95.5	48.010			2:19.563		12	41.137		41.126	<u>106.5</u>	<u>47.064</u>	167.4	192.2	<u>2:09.327</u>	
2	45.666		42.269	103.0	47.682	168.2	192.2	2:15.617		13	41.593		43.615	106.1	47.650	167.4	192.2	2:12.858	
3	43.496		42.676	94.1	49.119	167.4	192.9	2:15.291		14	42.386		57.346	82.3	1:01.855	164.4	192.2	2:41.587	
4	43.500		43.531	96.4	48.348	167.4	192.2	2:15.379		15	1:16.475		58.631	96.9	48.120	166.7	<u>193.5</u>	3:03.226	
5	42.723		41.902	98.7	47.852	162.9	191.8	2:12.477		16	41.561		<u>40.723</u>	104.5	47.564	165.9	192.9	2:09.848	
6	41.989		41.905	96.4	47.433	162.9	191.8	2:11.327		17	41.183		41.304	101.3	47.406	162.9	191.8	2:09.893	
7	41.430		42.438	98.7	47.954	167.4	192.2	2:11.822		18	42.032		43.675	99.9	48.118	165.9	193.2	2:13.825	
8	42.442		42.633	103.7	47.730	<u>169.8</u>	192.2	2:12.805		19	42.366		41.148	106.1	47.496	166.7	193.2	2:11.010	
9	41.652		42.455	105.6	Pit In	165.9	191.5	2:23.471		20	<u>40.983</u>		41.104	105.7	47.446	166.7	192.2	2:09.533	
10	Pit Out		41.751	101.4	47.916			5:09.634		21	42.164		41.431	103.8	Pit In	165.1	192.2	2:19.729	
11	42.358		43.184	102.9	47.383	162.9	192.2	2:12.925		22									

31 SCHIRREY-ROGER-JOUBIN									VW Fun Cup										
lap	Sect-1	Speed	Sect-2	Speed	Sect-3	Speed	TopSpeed	laptime	pit	lap	Sect-1	Speed	Sect-2	Speed	Sect-3	Speed	Topspeed	laptime	pit
1	Pit Out		55.274	78.5	1:02.491			2:49.199		16	44.196		44.523	98.1	50.350	157.9	189.5	2:19.069	
2	52.353		52.420	82.1	57.219	146.9	155.6	2:41.992		17	44.708		44.560	97.6	49.339	158.6	186.5	2:18.607	
3	48.996		52.752	75.5	55.844	148.1	184.9	2:37.592		18	43.975		46.837	92.9	Pit In	162.2	191.2	2:28.628	
4	49.054		51.503	88.7	55.393	154.5	183.7	2:35.950		19	Pit Out		44.765	89.1	50.623		3:39.670		
5	49.727		47.629	86.1	53.165	151.3	177.6	2:30.521		20	44.873		46.748	91.7	51.864	157.9	190.5	2:23.485	
6	46.667		47.449	89.8	52.011	155.2	186.9	2:26.127		21	43.762		44.148	98.4	49.300	162.2	189.5	2:17.210	
7	46.789		48.220	91.5	Pit In	156.5	186.9	2:39.471		22	42.944		43.355	87.9	49.743	165.1	191.2	2:16.042	
8	Pit Out		45.106	94.6	50.685			3:41.649		23	44.333		44.423	92.2	49.443	163.6	192.2	2:18.199	
9	45.320		44.176	103.1	50.366	163.6	190.8	2:19.862		24	43.505		43.065	106.7	50.412	164.4	191.8	2:16.982	
10	45.005		43.602	103.2	49.163	158.6	188.2	2:17.770		25	44.022		43.113	98.1	50.323	161.4	188.2	2:17.458	
11	43.913		<u>42.917</u>	103.5	<u>48.092</u>	156.5	<u>193.9</u>	<u>2:14.922</u>		26	45.854		44.838	100.5	52.894	164.4	191.5	2:23.586	
12	49.009		53.247	51.6	Pit In	<u>169.8</u>	151.5	3:05.434		27	<u>42.911</u>		45.119	95.6	Pit In	162.9	192.2	2:30.323	
13	Pit Out		45.368	89.6	50.481			3:36.678		28	Pit Out		43.789	104.8	49.876		4:58.911		
14	44.808		45.180	87.4	50.544	158.6	189.1	2:20.532		29	43.271		44.308	103.4	50.090	158.6	189.8	2:17.669	
15	43.808		44.402	96.1	50.219	160.0	190.8	2:18.429		30									

33 TABERY-TABERY-TABERY									VW Fun Cup										
lap	Sect-1	Speed	Sect-2	Speed	Sect-3	Speed	TopSpeed	laptime	pit	lap	Sect-1	Speed	Sect-2	Speed	Sect-3	Speed	Topspeed	laptime	pit
1	Pit Out		54.964	89.0	1:05.874			2:55.412		14	<u>42.657</u>		42.939	<u>108.7</u>	49.037	162.9	189.8	2:14.633	
2	1:00.270		52.823	86.6	1:00.950	121.2	117.4	2:54.043		15	43.852		42.388	100.5	49.527	162.2	191.2	2:15.767	
3	50.557		50.337	102.6	57.419	149.4	163.4	2:38.313		16	42.753		42.368	98.9	49.008	160.7	191.5	2:14.129	
4	51.482		53.040	87.9	1:00.526	151.9	166.7	2:45.048		17	42.788		<u>41.913</u>	101.4	49.012	162.2	190.5	<u>2:13.713</u>	
5	49.738		50.441	99.0	1:00.057	151.3	157.4	2:40.236		18	42.895		43.431	101.3	<u>48.824</u>	<u>165.9</u>	192.9	2:15.150	
6	51.638		49.445	89.3	57.828	148.8	171.2	2:38.911		19	44.044		42.575	96.9	Pit In	162.2	191.5	2:23.752	
7	50.231		49.256	92.9	Pit In	143.4	152.5	2:58.563		20	Pit Out		46.364	85.2	57.277		5:14.650		
8	Pit Out		45.386	100.4	50.484			5:15.371		21	51.347		48.887	81.4	57.364	155.2	168.2	2:37.598	
9	49.025		52.926	50.0	Pit In	163.6	156.1	3:05.276		22	48.025		48.877	94.3	55.834	151.3	170.1	2:32.736	



## FUN RACING CARS 2022 PORTIMAO

Autódromo Internacional do Algarve

FUN CUP

20 - 23 October 2022

Laps and Sector Times - FREE PRATICE

Autodromo Internacional Algarve - 4652 mtr.

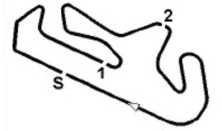
10	Pit Out	43.053	105.8	49.736			3:17.413	23	47.618	50.488	86.5	56.641	156.5	170.1	2:34.747
11	43.394	43.687	105.7	49.636	163.6	191.8	2:16.717	24	49.802	52.278	84.8	1:08.377	158.6	176.5	2:50.457
12	43.814	43.597	98.0	48.973	162.2	191.8	2:16.384	25	1:06.963	51.324	92.5	57.039	84.5	80.4	2:55.326
13	42.663	42.095	105.1	50.449	162.9	<u>193.2</u>	2:15.207	26	51.752	49.549	99.1	Pit In	139.0	151.3	2:51.155

66 CAPPELLETTO-MULLER-MULLER										VW Fun Cup									
lap	Sect-1	Speed	Sect-2	Speed	Sect-3	Speed	TopSpeed	laptime	pit	lap	Sect-1	Speed	Sect-2	Speed	Sect-3	Speed	Topspeed	laptime	pit
1	Pit Out		51.191	77.2	58.583			2:36.215		18	44.106		43.267	101.3	49.209	164.4	183.4	2:16.582	
2	50.737		49.536	84.9	54.203	148.1	169.0	2:34.476		19	43.490		43.436	94.5	49.408	162.9	191.2	2:16.334	
3	47.728		48.283	79.3	52.802	152.5	185.9	2:28.813		20	43.032		43.513	103.6	49.722	162.2	186.5	2:16.267	
4	47.540		48.024	79.4	56.473	153.8	186.2	2:32.037		21	42.842		42.734	97.5	51.495	161.4	191.2	2:17.071	
5	50.666		47.165	85.3	53.427	148.1	182.7	2:31.258		22	44.185		43.103	80.7	49.320	155.8	189.5	2:16.608	
6	46.782		47.328	95.1	53.029	152.5	187.2	2:27.139		23	42.953		42.810	105.5	49.070	164.4	192.2	2:14.833	
7	45.164		46.438	90.3	52.990	156.5	189.5	2:24.592		24	42.926		42.807	99.9	Pit In	<u>165.9</u>	<u>193.2</u>	2:28.483	
8	45.343		45.691	91.7	51.237	156.5	186.9	2:22.271		25	Pit Out		43.590	94.8	48.551			5:08.031	
9	45.735		45.493	94.6	51.118	160.7	191.5	2:22.346		26	42.127		42.679	99.8	48.507	160.0	189.8	2:13.313	
10	44.562		43.879	91.5	50.392	155.2	187.2	2:18.833		27	42.782		42.857	91.4	48.474	162.9	192.2	2:14.113	
11	45.889		43.870	92.9	52.797	156.5	188.2	2:22.556		28	43.176		42.136	99.3	48.518	161.4	191.8	2:13.830	
12	44.083		44.407	89.5	Pit In	157.9	189.1	2:27.912		29	41.858		42.137	99.4	<u>47.935</u>	158.6	188.2	2:11.930	
13	Pit Out		45.789	96.6	50.469		4:55.390		30	<u>41.757</u>		48.205	70.6	59.262	161.4	189.8	2:29.224		
14	49.347		50.786	52.7	1:14.089	158.6	150.4	2:54.222	31	1:07.506		44.287	102.2	50.638	89.8	96.4	4:42.431		
15	51.490		44.456	99.9	49.896	86.3	146.3	2:25.842	32	43.026		42.541	100.3	48.147	161.4	192.2	2:13.714		
16	44.482		43.952	101.6	49.572	164.4	191.8	2:18.006	33	41.828		<u>41.662</u>	102.8	48.160	160.0	189.1	<u>2:11.650</u>		
17	44.001		43.706	<u>108.4</u>	50.110	164.4	191.8	2:17.817	34										

72 LELEU-MARY-TRI BUT										VW Fun Cup									
lap	Sect-1	Speed	Sect-2	Speed	Sect-3	Speed	TopSpeed	laptime	pit	lap	Sect-1	Speed	Sect-2	Speed	Sect-3	Speed	Topspeed	laptime	pit
1	Pit Out		51.415	83.1	56.290			2:35.183		17	42.484		42.586	98.5	49.066	162.2	192.5	2:14.136	
2	50.757		47.750	94.4	53.130	151.9	176.2	2:31.637		18	42.876		43.310	103.3	48.770	159.3	186.9	2:14.956	
3	48.703		49.463	84.3	55.509	158.6	178.5	2:33.675		19	44.286		42.487	99.5	48.343	162.2	189.8	2:15.116	
4	48.028		50.506	94.7	51.652	155.2	184.3	2:30.186		20	42.774		42.968	97.8	Pit In	162.2	192.2	2:24.059	
5	45.688		45.728	94.1	51.504	156.5	181.5	2:22.920		21	Pit Out		42.689	103.3	49.430			3:06.669	
6	49.049		45.263	93.4	50.165	156.5	180.6	2:24.477		22	43.812		41.871	112.7	48.663	160.7	179.1	2:14.346	
7	47.102		45.028	95.6	51.545	159.3	188.5	2:23.675		23	42.427		44.578	98.9	50.287	159.3	187.2	2:17.292	
8	43.962		45.449	97.7	50.066	161.4	191.8	2:19.477		24	42.783		43.408	106.2	48.731	157.9	188.5	2:14.922	
9	43.429		44.018	96.0	50.818	159.3	191.8	2:18.265		25	42.750		42.332	102.8	<u>48.156</u>	160.0	187.5	2:13.238	
10	44.414		44.359	98.1	Pit In	162.9	191.5	2:29.642		26	42.674		<u>41.810</u>	<u>113.3</u>	48.368	164.4	<u>193.5</u>	<u>2:12.852</u>	
11	Pit Out		44.487	99.5	50.062		3:27.941		27	42.345		42.483	107.8	49.078	166.7	193.2	2:13.906		
12	43.650		42.889	102.6	49.275	159.3	188.8	2:15.814		28	<u>42.107</u>		42.912	110.4	Pit In	164.4	188.2	2:20.864	
13	44.291		43.813	106.0	49.928	163.6	191.8	2:18.032		29	Pit Out		44.015	99.4	57.672			5:39.241	
14	49.879		51.017	52.6	1:14.847	158.6	181.5	2:55.743		30	46.292		47.139	85.5	1:03.712	145.7	149.6	2:37.143	
15	51.311		43.082	102.7	48.802	<u>90.0</u>	142.3	2:23.195		31	43.678		43.121	97.2	49.888	144.0	178.5	2:16.687	
16	44.011		44.725	101.0	48.767	<u>169.0</u>	191.5	2:17.503		32	42.517		43.708	98.7	49.129	162.2	191.5	2:15.354	

116 RIVALS-CHETCUTI-RIVALS-RIVALS										VW Fun Cup										
lap	Sect-1	Speed	Sect-2	Speed	Sect-3	Speed	TopSpeed	laptime	pit	lap	Sect-1	Speed	Sect-2	Speed	Sect-3	Speed	Topspeed	laptime	pit	
1	Pit Out		51.145	84.2	58.359			2:37.505		17	43.044		43.938	99.0	<u>49.420</u>	162.9	<u>192.5</u>	2:16.402		
2	50.374		49.576	90.1	55.627	149.4	174.5	2:35.577		18	45.258		45.305	101.6	Pit In	162.9	191.8	2:30.437		
3	50.713		49.472	84.4	54.719	150.0	179.7	2:34.904		19	Pit Out		43.741	103.9	51.326			5:12.736		
4	48.140		47.055	87.9	53.976	152.5	184.6	2:29.171		20	43.603		43.109	105.9	50.047	157.9	187.2	2:16.759		
5	49.199		46.355	87.5	54.685	151.9	186.2	2:30.239		21	43.259		43.619	103.9	49.743	157.9	185.6	2:16.621		
6	46.444		45.849	90.7	52.909	153.8	188.2	2:25.202		22	43.806		43.409	103.1	51.001	157.2	184.3	2:18.216		
7	48.141		46.755	87.2	53.221	157.2	180.0	2:28.117		23	43.269		43.868	91.9	50.121	160.0	191.2	2:17.258		
8	45.891		46.233	92.3	51.973	152.5	181.5	2:24.097		24	43.616		43.067	104.1	50.648	160.0	187.2	2:17.331		
9	46.601		44.598	93.4	52.224	151.9	183.1	2:23.423		25	43.245		<u>42.637</u>	<u>111.6</u>	50.772	157.9	189.1	2:16.654		
10	47.722		47.417	94.4	50.515	157.2	191.2	2:25.654		26	43.532		43.283	93.3	49.894	156.5	185.9	2:16.709		
11	44.672		43.814	99.5	51.013	157.2	191.5	2:19.499		27	<u>43.029</u>		43.154	103.8	50.042	157.9	188.5	<u>2:16.225</u>		
12	46.696		47.361	93.5	51.403	154.5	188.8	2:25.460		28	43.661		43.414	96.5	Pit In	157.9	185.6	2:35.597		
13	45.084		43.393	99.1	Pit In	157.2	189.1	2:28.068		29	Pit Out		49.775	92.5	58.652			4:34.055		
14	Pit Out		50.942	47.8	1:14.030		4:41.296		30	53.348		46.750	90.8	50.156	109.4	115.3	2:30.254			
15	57.230		44.136	100.9	49.646	80.9	119.9	2:31.012		31	44.517		45.308	103.0	50.206	160.7	191.5	2:20.031		
16	44.237		44.769	101.9	49.662	<u>165.1</u>	<u>192.5</u>	2:18.668		32										

133 BELIN-PUECH-CASALE										VW Fun Cup									
lap	Sect-1	Speed	Sect-2	Speed	Sect-3	Speed	TopSpeed	laptime	pit	lap	Sect-1	Speed	Sect-2	Speed	Sect-3	Speed	Topspeed	laptime	pit
1	Pit Out		50.600	84.9	53.862			2:33.781		18	42.616		42.849	94.3	49.284	163.6	191.5	2:14.749	
2	48.616		47.283	86.7	53.862	153.8	182.4	2:29.761		19	42.677		42.757	95.8	49.818	160.7	191.2	2:15.252	
3	48.807		47.558	99.2	51.023	158.6	170.6	2:27.388		20	43.217		43.623	99.4	48.933	160.7	192.5	2:15.773	



## FUN RACING CARS 2022 PORTIMAO

Autódromo Internacional do Algarve

FUN CUP

20 - 23 October 2022

Laps and Sector Times - FREE PRATICE

Autodromo Internacional Algarve - 4652 mtr.

4	58.016	45.655	103.5	50.200	162.2	190.8	2:33.871	21	44.742	42.545	111.6	50.409	160.0	183.7	2:17.696
5	47.239	1:00.930	87.4	51.538	157.2	189.5	2:39.707	22	44.368	42.444	101.5	<u>47.548</u>	165.9	191.8	2:14.360
6	46.166	46.663	96.2	48.993	163.6	189.1	2:21.822	23	42.352	42.341	105.8	48.483	165.9	191.5	2:13.176
7	45.666	44.580	103.3	50.017	160.7	191.2	2:20.263	24	42.666	42.072	96.8	48.853	165.9	191.8	2:13.591
8	45.411	44.683	100.4	51.886	162.9	192.2	2:21.980	25	42.546	43.299	111.8	49.205	164.4	192.2	2:15.050
9	45.846	44.419	105.6	50.684	157.9	186.2	2:20.949	26	42.144	<u>41.556</u>	<u>116.8</u>	Pit In	162.9	<u>192.9</u>	2:25.073
10	44.944	44.129	96.1	48.809	160.0	184.0	2:17.882	27	Pit Out	41.790	110.9	49.888			5:05.479
11	44.926	45.121	98.4	51.545	161.4	191.8	2:21.592	28	42.754	43.263	112.4	49.676	<u>167.4</u>	192.2	2:15.693
12	46.455	43.289	105.8	50.592	159.3	191.8	2:20.336	29	42.834	42.768	103.8	48.303	160.7	191.5	2:13.905
13	43.891	43.149	108.5	50.302	155.8	186.5	2:17.342	30	45.645	49.619	92.4	55.148	162.2	185.9	2:30.412
14	44.122	1:13.741	97.1	54.561	154.5	188.8	2:52.424	31	59.324	43.043	108.5	50.452	146.3	80.4	2:32.819
15	57.140	59.497	57.1	Pit In	122.4	139.9	3:06.375	32	42.360	42.630	99.9	48.735	165.1	184.0	2:13.725
16	Pit Out	44.262	94.7	49.168			4:11.689	33	<u>42.065</u>	41.676	107.9	48.252	158.6	189.8	<u>2:11.993</u>
17	44.468	42.969	96.0	48.318	166.7	183.4	2:15.755	34							

135 LEMOINE-PASQUOTTI-ROTH										VW Fun Cup									
lap	Sect-1	Speed	Sect-2	Speed	Sect-3	Speed	TopSpeed	laptime	pit	lap	Sect-1	Speed	Sect-2	Speed	Sect-3	Speed	Topspeed	laptime	pit
1	Pit Out		49.102	79.2	52.735			2:28.713		17	42.274		42.469	105.2	48.421	161.4	191.2	2:13.164	
2	48.268		48.388	71.2	52.843	151.9	176.2	2:29.499		18	42.968		41.854	113.3	49.119	167.4	191.5	2:13.941	
3	45.666		45.221	84.7	51.073	157.2	188.8	2:21.960		19	42.050		42.157	103.3	Pit In	162.9	191.5	2:20.164	
4	44.617		45.346	92.9	50.483	161.4	191.5	2:20.446		20	Pit Out		42.766	102.1	49.309			3:41.957	
5	44.961		44.361	98.2	49.466	160.0	185.2	2:18.788		21	42.192		42.262	113.4	48.692	157.9	190.5	2:13.146	
6	43.426		43.733	101.8	49.144	162.2	189.8	2:16.303		22	41.979		<u>41.452</u>	111.9	48.051	162.9	190.1	2:11.482	
7	43.135		43.689	92.7	50.265	162.9	190.5	2:17.089		23	41.891		41.467	116.6	48.499	169.0	190.5	2:11.857	
8	44.706		44.268	94.3	49.331	161.4	193.5	2:18.305		24	43.577		43.100	107.7	48.993	166.7	<u>194.6</u>	2:15.670	
9	43.276		42.738	106.5	48.854	163.6	192.2	2:14.868		25	42.004		41.630	110.3	<u>47.692</u>	162.2	189.8	<u>2:11.326</u>	
10	43.250		42.887	106.0	48.422	166.7	191.8	2:14.559		26	43.142		42.146	110.3	48.558	165.1	192.5	2:13.846	
11	44.680		43.674	103.5	47.960	165.1	192.5	2:16.314		27	42.629		42.009	114.4	48.465	162.9	190.1	2:13.103	
12	44.171		42.470	113.6	Pit In	<u>173.1</u>	191.5	2:25.076		28	43.119		42.176	<u>120.8</u>	48.144	160.7	190.8	2:13.439	
13	Pit Out		50.338	82.0	58.756			3:55.431		29	42.147		41.828	115.9	48.128	164.4	191.8	2:12.103	
14	59.959		45.183	98.5	48.600	109.4	122.9	2:33.742		30	<u>41.510</u>		42.151	102.0	Pit In	164.4	192.2	2:24.888	
15	43.133		42.420	89.9	48.295	162.2	187.8	2:13.848		31	Pit Out		42.145	110.7	48.361			5:35.959	
16	44.537		42.797	95.4	48.339	163.6	191.8	2:15.673		32	42.722		41.990	109.8	48.364	162.2	191.2	2:13.076	

142 BROOKS-HAEZEBROUCK-HAEZEBROUCK-HAEZEBROUCK										VW Fun Cup									
lap	Sect-1	Speed	Sect-2	Speed	Sect-3	Speed	TopSpeed	laptime	pit	lap	Sect-1	Speed	Sect-2	Speed	Sect-3	Speed	Topspeed	laptime	pit
1	Pit Out		56.693	74.0	1:04.487			2:58.443		14	46.525		47.220	78.5	52.074	156.5	190.1	2:25.819	
2	56.683		51.449	84.3	58.522	147.5	136.4	2:46.654		15	46.739		45.121	90.9	<u>50.502</u>	157.2	191.8	<u>2:22.362</u>	
3	53.347		51.942	85.9	55.983	152.5	166.2	2:41.272		16	<u>44.578</u>		46.061	104.2	Pit In	<u>160.7</u>	<u>192.5</u>	2:29.080	
4	49.553		50.669	85.5	58.084	151.3	169.3	2:38.306		17	Pit Out		51.530	83.7	55.789			6:15.783	
5	51.271		50.923	86.6	57.154	150.6	173.4	2:39.348		18	47.592		47.780	91.6	54.459	155.8	190.1	2:29.831	
6	51.048		50.565	84.7	56.075	151.9	177.9	2:37.688		19	47.774		48.671	95.2	53.577	150.6	187.5	2:30.022	
7	48.034		48.385	93.3	57.593	150.0	184.6	2:34.012		20	47.468		48.773	94.4	54.955	150.0	187.5	2:31.196	
8	49.054		50.121	72.2	Pit In	154.5	177.9	2:49.097		21	47.720		48.217	84.1	54.147	153.2	187.5	2:30.084	
9	Pit Out		49.108	86.8	55.169			4:16.525		22	45.938		47.103	94.7	52.430	150.0	185.9	2:25.471	
10	1:12.924		59.831	77.1	59.967	115.4	71.3	3:12.722		23	47.614		45.340	102.3	56.021	153.2	184.9	2:28.975	
11	50.046		49.522	96.4	53.604	151.3	182.4	2:33.172		24	48.865		50.559	94.0	Pit In	151.9	187.5	2:48.075	
12	46.448		45.446	92.4	52.937	151.3	177.0	2:24.831		25	Pit Out		49.314	<u>106.8</u>	54.329			5:53.602	
13	45.712		48.125	92.9	52.132	155.8	187.8	2:25.969		26									

154 MARTIN-MORALES-BUISSET										VW Fun Cup									
lap	Sect-1	Speed	Sect-2	Speed	Sect-3	Speed	TopSpeed	laptime	pit	lap	Sect-1	Speed	Sect-2	Speed	Sect-3	Speed	Topspeed	laptime	pit
1	Pit Out		52.032	85.9	57.829			2:44.359		14	Pit Out		42.656	99.1	47.974			3:59.968	
2	52.438		50.740	83.3	56.052	137.9	142.7	2:39.230		15	41.674		<u>41.297</u>	109.0	49.030	162.9	191.8	2:12.001	
3	51.035		50.684	86.5	54.658	152.5	155.2	2:36.377		16	42.956		42.290	103.4	47.853	166.7	<u>193.5</u>	2:13.099	
4	49.442		48.052	93.3	54.386	157.9	164.9	2:31.880		17	<u>41.504</u>		42.249	102.5	<u>47.190</u>	167.4	193.2	<u>2:10.943</u>	
5	48.003		47.201	90.5	51.700	156.5	162.7	2:26.904		18	42.441		41.795	97.5	Pit In	<u>171.4</u>	193.2	2:23.379	
6	46.717		47.341	84.7	54.005	159.3	180.9	2:28.063		19	Pit Out		50.056	100.1	53.761			10:03.868	
7	46.183		45.544	91.4	52.027	163.6	176.5	2:23.754		20	46.316		45.621	96.3	51.076	151.9	177.0	2:23.013	
8	46.566		47.237	85.0	Pit In	157.9	172.8	2:38.587		21	45.323		45.985	103.7	50.844	157.9	180.0	2:22.152	
9	Pit Out		46.740	88.3	51.265			3:56.644		22	45.130		43.680	<u>111.9</u>	50.630	155.8	179.7	2:19.440	
10	45.900		48.125	86.8	52.841	162.9	185.6	2:26.866		23	44.933		44.594	105.4	Pit In	157.2	179.4	2:55.513	
11	44.768		44.703	98.3	50.519	159.3	190.5	2:19.990		24	Pit Out		49.571	98.0	55.160			5:59.185	
12	44.211		45.188	107.2	52.476	161.4	191.8	2:21.875		25	1:00.368		47.205	93.8	52.344	131.4	84.8	2:39.917	
13	1:09.989		59.391	77.1	Pit In	135.3	86.5	3:20.162		26	48.513		50.398	91.8	54.578	147.5	172.5	2:33.489	


**FUN RACING CARS 2022 PORTIMAO**

Autódromo Internacional do Algarve

**FUN CUP**

20 - 23 October 2022

Laps and Sector Times - FREE PRATICE

Autodromo Internacional Algarve - 4652 mtr.

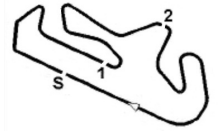
156 ROBIN-ROBIN-ROBIN									VW Fun Cup										
lap	Sect-1	Speed	Sect-2	Speed	Sect-3	Speed	TopSpeed	laptime	pit	lap	Sect-1	Speed	Sect-2	Speed	Sect-3	Speed	Topspeed	laptime	pit
1	Pit Out		43.839	106.2	49.473			2:17.654		6	43.430		43.033	99.9	50.232	160.7	189.8	2:16.695	
2	44.040		42.981	102.5	49.228	160.7	190.8	2:16.249		7	42.949		42.281	96.4	50.638	155.2	187.5	2:15.868	
3	<u>42.216</u>		42.352	104.1	48.720	160.0	190.8	<u>2:13.288</u>		8	42.992		42.200	104.9	<u>48.447</u>	159.3	187.8	2:13.639	
4	42.283		42.628	92.9	48.903	162.2	191.8	2:13.814		9	42.704		42.322	106.5	Pit In	159.3	188.5	2:29.429	
5	42.245		42.184	100.6	49.398	<u>166.7</u>	<u>192.5</u>	2:13.827		10									

161 AVEZOU-LEONARDI-PETIT-COMOLE									VW Fun Cup										
lap	Sect-1	Speed	Sect-2	Speed	Sect-3	Speed	TopSpeed	laptime	pit	lap	Sect-1	Speed	Sect-2	Speed	Sect-3	Speed	Topspeed	laptime	pit
1	Pit Out		47.520	93.3	51.761			2:23.556		17	43.066		43.103	98.7	48.381	160.7	190.8	2:14.550	
2	46.676		45.499	99.8	50.003	155.2	188.2	2:22.178		18	42.374		42.516	90.2	48.926	165.1	192.9	2:13.816	
3	45.982		44.427	106.3	49.939	160.0	192.2	2:20.348		19	42.795		43.598	95.4	48.604	158.6	191.5	2:14.997	
4	46.755		45.239	94.7	49.602	160.7	192.5	2:21.596		20	43.254		42.886	99.4	48.694	160.7	189.1	2:14.834	
5	51.838		43.931	104.1	48.935	162.2	192.2	2:24.704		21	43.195		43.155	100.7	48.473	160.7	188.8	2:14.823	
6	44.884		44.884	101.3	50.567	165.9	<u>193.5</u>	2:20.335		22	42.918		42.603	106.3	48.707	162.2	191.5	2:14.228	
7	44.901		43.452	103.3	49.751	155.8	188.8	2:18.104		23	43.789		42.633	108.1	49.019	162.9	191.2	2:15.441	
8	44.872		42.951	102.9	Pit In	167.4	191.5	2:28.012		24	42.651		42.433	102.8	Pit In	161.4	190.5	2:22.088	
9	Pit Out		43.293	97.1	49.001			5:27.467		25	Pit Out		45.889	89.4	51.320			4:46.080	
10	42.629		43.128	103.3	48.838	164.4	<u>193.5</u>	2:14.595		26	47.275		45.927	98.0	49.962	159.3	175.3	2:23.164	
11	42.717		42.831	102.6	49.383	168.2	190.8	2:14.931		27	43.347		44.214	93.8	50.866	160.7	191.8	2:18.427	
12	<u>42.327</u>		42.657	<u>112.9</u>	48.316	157.2	190.8	2:13.300		28	43.218		46.625	81.1	50.396	161.4	192.2	2:20.239	
13	42.371		<u>42.057</u>	<u>103.2</u>	<u>47.497</u>	164.4	193.2	<u>2:11.925</u>		29	44.243		45.937	88.7	55.504	163.6	192.5	2:25.684	
14	50.557		53.271	49.7	Pit In	<u>169.8</u>	143.4	3:07.346		30	46.141		44.507	84.2	50.515	145.2	174.2	2:21.163	
15	Pit Out		43.906	93.2	49.421			4:27.110		31	43.143		43.315	99.3	49.136	159.3	192.2	2:15.594	
16	42.684		44.184	95.1	48.869	165.1	192.9	2:15.737		32	42.595		42.878	91.9	49.245	162.2	191.5	2:14.718	

163 JACQUIER-JACQUIER MARTI N-PORCHERON-PORCHERON									VW Fun Cup										
lap	Sect-1	Speed	Sect-2	Speed	Sect-3	Speed	TopSpeed	laptime	pit	lap	Sect-1	Speed	Sect-2	Speed	Sect-3	Speed	Topspeed	laptime	pit
1	Pit Out		53.784	99.4	54.475			2:39.976		16	43.420		43.280	106.6	49.594	162.2	191.2	2:16.294	
2	45.839		45.777	96.4	51.013	157.2	188.5	2:22.629		17	43.052		43.014	112.5	49.279	157.9	187.5	2:15.345	
3	46.012		45.093	92.2	51.434	156.5	188.2	2:22.539		18	43.370		42.665	96.5	51.793	160.7	191.8	2:17.828	
4	46.520		46.042	106.6	50.662	160.0	192.2	2:23.224		19	43.962		43.054	75.3	49.290	151.3	186.9	2:16.306	
5	45.712		44.848	91.8	52.723	157.9	187.2	2:23.283		20	43.361		42.843	100.3	49.229	160.7	190.8	2:15.433	
6	46.876		44.797	83.3	51.058	153.8	190.8	2:22.731		21	42.770		42.704	94.0	Pit In	<u>163.6</u>	192.5	2:26.136	
7	44.903		44.325	104.3	50.859	157.2	187.8	2:20.087		22	Pit Out		42.698	100.6	Pit In			3:20.118	
8	45.037		43.504	104.0	49.501	158.6	189.8	2:18.042		23	Pit Out		42.137	107.7	49.481			3:53.808	
9	44.046		44.551	96.4	Pit In	160.7	187.2	2:34.160		24	42.227		42.177	110.3	49.144	162.2	191.8	2:13.548	
10	Pit Out		45.538	94.1	50.841			4:28.644		25	42.178		42.591	104.1	48.275	158.6	187.2	2:13.044	
11	48.606		53.036	53.3	1:16.770	155.2	174.5	2:58.412		26	<u>41.676</u>		42.199	<u>114.8</u>	49.440	<u>163.6</u>	191.5	2:13.315	
12	58.520		44.173	98.6	50.196	76.1	107.2	2:32.889		27	42.333		52.366	80.2	1:01.759	159.3	185.9	2:36.458	
13	44.386		43.788	100.3	49.812	161.4	191.5	2:17.986		28	1:08.668		43.600	102.7	48.370	79.3	80.1	2:40.638	
14	43.951		43.774	102.4	49.809	157.9	190.8	2:17.534		29	41.835		41.731	107.4	<u>48.038</u>	160.7	188.5	2:11.604	
15	43.616		43.757	92.5	49.385	157.9	191.5	2:16.758		30	41.744		<u>41.475</u>	111.1	48.289	160.7	189.8	<u>2:11.508</u>	

164 GAUNOT-THIERY-GAUNOT									VW Fun Cup										
lap	Sect-1	Speed	Sect-2	Speed	Sect-3	Speed	TopSpeed	laptime	pit	lap	Sect-1	Speed	Sect-2	Speed	Sect-3	Speed	Topspeed	laptime	pit
1	Pit Out		50.488	94.2	53.199			2:32.531		15	Pit Out		44.210	105.1	50.607			5:20.258	
2	48.178		46.806	104.4	51.391	157.2	183.4	2:26.375		16	44.168		42.522	109.1	48.955	162.9	192.5	2:15.645	
3	45.842		45.096	101.3	50.908	157.2	191.5	2:21.846		17	41.985		42.991	100.9	49.064	161.4	191.8	2:14.040	
4	46.983		45.540	97.9	49.974	162.2	188.2	2:22.497		18	42.954		42.335	<u>109.5</u>	49.097	<u>171.4</u>	191.2	2:14.386	
5	48.704		44.738	98.5	49.109	162.2	192.9	2:22.551		19	<u>41.968</u>		42.532	107.7	48.991	165.9	192.5	2:13.491	
6	46.993		44.058	101.7	49.474	160.7	191.2	2:20.525		20	42.889		42.516	95.3	48.418	161.4	191.2	2:13.823	
7	44.049		44.480	95.2	50.710	160.0	191.5	2:19.239		21	43.765		42.465	109.0	48.663	167.4	191.8	2:14.893	
8	44.047		44.254	95.5	49.729	160.0	191.5	2:18.030		22	42.178		44.772	93.9	48.950	161.4	191.2	2:15.900	
9	45.881		44.913	95.3	49.299	162.9	169.0	2:20.093		23	43.330		<u>41.874</u>	107.0	Pit In	162.9	191.2	2:28.339	
10	43.740		46.615	94.9	50.143	160.7	189.8	2:20.498		24	Pit Out		47.353	91.0	Pit In			4:34.399	
11	43.546		42.566	101.1	49.680	161.4	191.2	2:15.792		25	Pit Out		44.881	86.1	50.540			13:12.464	
12	43.387		42.629	108.9	49.189	163.6	191.8	2:15.205		26	42.644		42.725	98.1	49.356	159.3	192.5	2:14.725	
13	43.237		43.632	102.1	49.807	160.7	191.2	2:16.676		27	42.130		42.075	94.7	<u>47.949</u>	161.4	190.8	<u>2:12.154</u>	
14	50.322		51.140	50.8	Pit In	163.6	155.6	3:02.716		28									

172 LORQUER-PIGELET-RICHARD									VW Fun Cup										
lap	Sect-1	Speed	Sect-2	Speed	Sect-3	Speed	TopSpeed	laptime	pit	lap	Sect-1	Speed	Sect-2	Speed	Sect-3	Speed	Topspeed	laptime	pit
1	Pit Out		46.666	105.2	51.812			2:26.941		15	41.741		41.562	97.9	<u>47.526</u>	162.2	191.8	<u>2:10.829</u>	
2	45.212		44.635	109.2	50.185	155.8	190.1	2:20.032		16	<u>41.623</u>		42.315	97.6	Pit In	165.1	192.9	2:21.463	
3	44.440		43.837	104.9															



## FUN RACING CARS 2022 PORTIMAO

Autódromo Internacional do Algarve

FUN CUP

20 - 23 October 2022

Laps and Sector Times - FREE PRATICE

Autodromo Internacional Algarve - 4652 mtr.

4	44.106	43.100	108.3	49.054	162.2	192.9	2:16.260	18	42.103	42.405	<u>119.6</u>	49.307	161.4	187.5	2:13.815
5	43.825	47.289	95.0	Pit In	165.1	192.9	2:34.846	19	43.408	41.763	106.6	48.101	167.4	192.5	2:13.272
6	Pit Out	48.973	104.9	49.823			5:14.162	20	42.434	42.851	97.6	48.740	165.9	192.9	2:14.025
7	43.464	46.922	88.7	49.016	165.9	193.2	2:19.402	21	44.080	42.978	106.3	48.373	165.1	<u>193.5</u>	2:15.431
8	42.407	42.975	109.3	48.099	163.6	192.9	2:13.481	22	42.251	42.620	105.7	49.284	163.6	192.5	2:14.155
9	42.763	42.265	116.8	48.151	<u>169.0</u>	<u>193.5</u>	2:13.179	23	42.347	42.632	108.1	48.632	158.6	191.5	2:13.611
10	44.795	46.643	93.6	Pit In	168.2	<u>193.5</u>	2:35.359	24	43.313	41.563	110.3	48.367	163.6	192.2	2:13.243
11	Pit Out	42.223	98.1	49.372			4:22.253	25	42.043	42.491	100.9	48.344	167.4	192.5	2:12.878
12	50.445	50.672	46.2	1:14.265	126.3	145.7	2:55.382	26	41.979	42.385	108.5	Pit In	165.1	<u>193.5</u>	2:27.726
13	50.234	43.264	108.7	48.282	81.6	141.0	2:21.780	27	Pit Out	<u>41.457</u>	105.6	47.622			7:44.461
14	42.372	42.799	95.7	48.755	166.7	192.5	2:13.926	28	42.451	41.966	98.6	47.799	167.4	192.9	2:12.216

173 ROUSSEAU-ROUSSEAU-SURBLED									VW Fun Cup											
lap	Sect-1	Speed	Sect-2	Speed	Sect-3	Speed	TopSpeed	laptime	pit	lap	Sect-1	Speed	Sect-2	Speed	Sect-3	Speed	Topspeed	laptime	pit	
1	Pit Out		51.728	86.7	54.875			2:37.742		16	42.856		42.737	100.2	48.382	162.9	192.9	2:13.975		
2	49.421		49.433	93.8	53.829	152.5	183.1	2:32.683		17	42.533		43.062	103.8	48.416	162.2	191.2	2:14.011		
3	46.847		47.907	93.8	52.435	151.3	184.0	2:27.189		18	<u>41.957</u>		42.074	100.2	49.924	<u>167.4</u>	192.9	2:13.955		
4	47.490		48.583	75.9	58.445	157.2	186.2	2:34.518		19	42.495		41.836	107.2	48.283	158.6	189.1	<u>2:12.614</u>		
5	48.530		47.031	88.9	52.178	145.2	178.8	2:27.739		20	42.041		42.558	102.9	<u>48.243</u>	162.2	190.5	2:12.842		
6	47.969		46.091	93.6	Pit In	157.9	177.6	2:39.033		21	43.980		<u>41.720</u>	104.8	48.532	162.9	191.8	2:14.232		
7	Pit Out		49.984	85.0	55.878			5:34.843		22	45.457		43.759	105.0	Pit In	160.7	189.5	2:29.416		
8	48.368		48.990	83.7	55.163	154.5	187.5	2:32.521		23	Pit Out		46.509	92.5	51.197			7:36.710		
9	48.763		48.979	81.9	53.558	151.9	167.7	2:31.300		24	44.951		45.898	94.2	50.286	157.9	189.1	2:21.135		
10	47.697		49.498	85.4	Pit In	153.2	184.0	2:44.006		25	44.924		44.821	95.7	54.691	160.7	190.8	2:24.436		
11	Pit Out		44.199	104.3	49.400			3:32.188		26	45.057		45.081	89.5	49.458	155.2	187.2	2:19.596		
12	52.723		50.109	62.1	1:12.218	162.2	121.3	2:55.050		27	52.434		49.770	80.4	58.581	161.4	142.1	2:40.785		
13	51.415		43.839	102.2	49.335	81.4	141.5	2:24.589		28	52.833		44.126	89.0	49.296	103.7	112.3	2:26.255		
14	42.543		43.677	99.6	49.493	161.4	190.8	2:15.713		29	45.174		45.190	93.8	50.317	160.0	190.1	2:20.681		
15	43.109		42.836	105.9	48.478	166.7	<u>193.2</u>	2:14.423		30										

183 BIANCATO-HAEBERLE-HUYGHE									VW Fun Cup										
lap	Sect-1	Speed	Sect-2	Speed	Sect-3	Speed	TopSpeed	laptime	pit	lap	Sect-1	Speed	Sect-2	Speed	Sect-3	Speed	Topspeed	laptime	pit
1	Pit Out		52.861	75.4	58.669			2:41.192		18	43.244		43.683	107.5	49.750	159.3	191.8	2:16.677	
2	50.394		48.698	88.5	54.242	150.6	155.2	2:33.334		19	42.778		42.687	106.1	49.398	157.9	187.8	2:14.863	
3	47.786		46.817	98.8	52.372	155.8	178.8	2:26.975		20	<u>42.370</u>		42.553	106.4	49.806	160.7	190.5	2:14.729	
4	46.838		46.075	100.8	52.420	157.2	177.3	2:25.333		21	43.144		42.955	105.9	50.063	160.7	188.5	2:16.162	
5	47.927		46.732	93.1	51.647	151.3	186.9	2:26.306		22	42.624		42.512	110.4	50.824	155.8	187.5	2:15.960	
6	46.229		45.083	92.9	50.591	155.2	184.9	2:21.903		23	42.759		42.569	102.3	Pit In	158.6	186.5	2:25.662	
7	45.528		44.792	93.2	50.556	156.5	183.4	2:20.876		24	Pit Out		44.875	103.1	50.467		3:13.986		
8	45.714		44.609	98.3	49.802	162.2	184.6	2:20.125		25	43.658		43.622	103.9	49.630	161.4	190.8	2:16.910	
9	44.935		46.591	102.8	49.952	160.0	190.8	2:21.478		26	42.968		42.462	<u>112.0</u>	49.897	155.2	<u>192.2</u>	2:15.327	
10	44.818		43.315	104.9	50.122	160.0	<u>192.2</u>	2:18.255		27	42.626		42.990	103.3	48.881	162.2	191.5	2:14.497	
11	44.413		43.089	109.5	Pit In	<u>165.1</u>	187.2	2:28.771		28	42.666		42.622	100.5	50.323	161.4	189.1	2:15.611	
12	Pit Out		44.606	97.0	50.759			3:45.143		29	44.189		43.440	94.8	49.806	157.9	189.5	2:17.435	
13	43.938		44.901	101.6	49.871	157.2	188.2	2:18.710		30	42.454		43.226	95.7	49.700	160.0	190.5	2:15.380	
14	43.612		44.210	96.7	51.916	158.6	188.2	2:19.738		31	43.165		<u>42.351</u>	109.3	54.883	164.4	184.0	2:20.399	
15	49.838		50.506	76.5	51.948	155.2	166.4	2:32.292		32	52.277		51.200	86.8	54.609	122.0	131.7	2:38.086	
16	44.657		43.823	103.3	50.032	157.2	184.9	2:18.512		33	42.635		42.555	102.4	<u>48.860</u>	157.2	187.8	<u>2:14.050</u>	
17	43.758		45.067	101.0	50.501	158.6	188.5	2:19.326		34	43.213		43.182	95.7	49.077	<u>165.1</u>	190.5	2:15.472	

187 GERMANOVI TCH-LABOUROT-ARLOT									VW Fun Cup										
lap	Sect-1	Speed	Sect-2	Speed	Sect-3	Speed	TopSpeed	laptime	pit	lap	Sect-1	Speed	Sect-2	Speed	Sect-3	Speed	Topspeed	laptime	pit
1	Pit Out		53.234	79.9	Pit In			2:57.272		16	42.812		42.559	101.9	49.787	156.5	185.2	2:15.158	
2	Pit Out		51.826	79.5	57.547			4:54.240		17	42.872		42.941	94.0	<u>48.805</u>	156.5	187.2	2:14.618	
3	51.901		49.815	88.2	54.278	153.8	163.4	2:35.994		18	42.319		43.380	98.2	50.819	159.3	187.8	2:16.518	
4	48.148		47.502	86.7	52.869	155.2	173.6	2:28.519		19	43.120		42.347	<u>106.6</u>	48.838	155.8	186.9	2:14.305	
5	47.465		46.110	91.3	51.792	154.5	184.3	2:25.367		20	42.121		42.588	101.5	49.000	162.2	191.8	2:13.709	
6	49.412		45.432	90.1	51.668	155.8	170.9	2:26.512		21	44.516		43.002	97.8	49.299	160.7	191.5	2:16.817	
7	45.864		44.515	91.8	51.360	158.6	178.5	2:21.739		22	44.227		43.941	104.0	48.860	<u>168.2</u>	189.1	2:17.028	
8	47.204		44.164	98.5	51.061	155.8	187.5	2:22.429		23	<u>41.997</u>		<u>42.333</u>	103.1	49.205	164.4	192.5	<u>2:13.535</u>	
9	45.198		44.726	85.4	51.082	156.5	187.5	2:21.006		24	45.692		45.414	98.0	Pit In	160.7	<u>192.9</u>	2:31.612	
10	45.934		45.471	92.1	Pit In	159.3	190.1	2:42.824		25	Pit Out		45.316	87.7	49.326			5:05.626	
11	Pit Out		49.520	90.9	54.927			5:08.634		26	44.183		43.775	94.7	50.491	164.4	192.5	2:18.449	
12	56.696		54.317	53.9	Pit In	146.3	121.2	3:12.449		27	43.579		46.094	85.2	52.495	161.4	191.8	2:22.168	
13	Pit Out		43.802	101.2	51.344			3:57.081		28	50.841		46.134	91.6	50.904	145.2	113.7	2:27.879	
14	43.971		43.661	95.0	50.844	153.2	185.6	2:18.476		29	43.317		43.733	98.6	49.270	157.2	186.5	2:16.320	
15	43.624		45.738	101.5	50.644	156.5	187.2	2:20.006		30	42.845		42.862	100.2	49.811	164.4	192.2	2:15.518	


**FUN RACING CARS 2022 PORTIMAO**

Autódromo Internacional do Algarve

**FUN CUP**

20 - 23 October 2022

Laps and Sector Times - FREE PRATICE

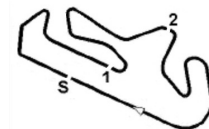
Autodromo Internacional Algarve - 4652 mtr.

191 DE COSTER-GALPIN-SEMLALI - COURTIN-SENHADJI									VW Fun Cup										
lap	Sect-1	Speed	Sect-2	Speed	Sect-3	Speed	TopSpeed	laptime	pit	lap	Sect-1	Speed	Sect-2	Speed	Sect-3	Speed	Topspeed	laptime	pit
1	Pit Out		1:02.402	78.2	1:09.053			3:13.373		14	52.390		52.593	79.0	Pit In	152.5	190.5	2:55.073	
2	56.495		1:06.042	74.8	1:05.078	136.4	162.9	3:07.615		15	Pit Out		47.352	85.8	53.091		4:32.689		
3	54.843		56.362	68.9	1:04.841	142.3	169.3	2:56.046		16	45.416		46.188	98.8	51.710	154.5	183.7	2:23.314	
4	56.097		57.467	70.8	1:01.586	140.1	157.4	2:55.150		17	45.247		47.508	90.8	53.065	154.5	186.5	2:25.820	
5	56.414		56.010	70.4	1:03.524	145.7	155.4	2:55.948		18	44.843		44.971	103.6	52.360	152.5	186.2	2:22.174	
6	54.481		59.734	73.4	1:05.181	145.2	150.6	2:59.396		19	45.720		45.986	92.3	51.690	154.5	191.2	2:23.396	
7	54.675		54.629	79.2	Pit In	141.7	151.5	3:08.992		20	44.746		45.709	98.2	52.344	156.5	189.8	2:22.799	
8	Pit Out		58.305	75.6	1:08.193			5:49.816		21	43.974		44.336	99.5	51.373	155.2	189.5	2:19.683	
9	1:14.852		59.481	75.6	1:03.326	90.2	72.5	3:17.659		22	44.162		44.646	95.7	52.042	156.5	186.5	2:20.850	
10	54.259		56.258	75.7	1:02.205	145.7	159.8	2:52.722		23	44.282		45.328	79.9	Pit In	158.6	187.5	2:32.791	
11	54.017		56.638	76.2	1:01.810	145.7	167.4	2:52.465		24	Pit Out		44.149	96.1	51.252		3:58.842		
12	52.328		52.964	82.6	59.990	147.5	155.2	2:45.282		25	45.839		46.088	<u>104.7</u>	50.405	158.6	<u>191.8</u>	2:22.332	
13	53.062		53.953	80.8	1:01.028	148.8	171.2	2:48.043		26	<u>42.757</u>		<u>43.571</u>	96.3	<u>49.174</u>	162.2	187.8	<u>2:15.502</u>	

192 BOUR-CARRION-PAVIOT									VW Fun Cup										
lap	Sect-1	Speed	Sect-2	Speed	Sect-3	Speed	TopSpeed	laptime	pit	lap	Sect-1	Speed	Sect-2	Speed	Sect-3	Speed	Topspeed	laptime	pit
1	Pit Out		52.064	75.3	59.482			2:39.974		17	43.115		44.334	103.8	49.842	163.6	183.1	2:17.291	
2	54.121		50.105	89.7	54.157	151.9	162.2	2:38.383		18	44.341		42.843	101.8	48.934	161.4	191.5	2:16.118	
3	47.119		47.285	97.6	51.498	155.2	186.5	2:25.902		19	<u>42.338</u>		43.847	100.9	49.564	161.4	191.8	2:15.749	
4	46.927		46.446	94.7	51.551	160.0	177.9	2:24.924		20	43.044		42.940	101.4	48.964	158.6	187.5	2:14.948	
5	46.109		44.715	95.8	51.105	161.4	191.5	2:21.929		21	44.681		43.931	102.7	49.526	163.6	191.5	2:18.138	
6	45.347		44.338	105.3	51.132	158.6	185.6	2:20.817		22	43.681		42.777	98.0	48.914	161.4	190.8	2:15.372	
7	44.165		44.214	99.2	51.310	165.1	191.8	2:19.689		23	43.063		43.231	100.8	Pit In	162.9	191.8	2:27.538	
8	44.580		43.683	102.9	50.482	<u>168.2</u>	185.2	2:18.745		24	Pit Out		43.251	105.7	50.550		5:04.613		
9	45.367		44.188	94.2	49.777	157.2	187.8	2:19.332		25	42.814		42.537	<u>114.2</u>	48.973	157.9	190.8	2:14.324	
10	43.548		43.901	104.3	48.988	160.7	188.2	2:16.437		26	42.545		43.479	113.9	53.732	167.4	<u>192.9</u>	2:19.756	
11	43.969		42.820	103.5	Pit In	160.7	191.8	2:30.761		27	42.485		43.704	101.3	49.532	162.9	191.5	2:15.721	
12	Pit Out		49.530	62.3	1:12.073			4:17.201		28	52.110		49.378	84.2	59.184	139.5	153.2	2:40.672	
13	53.813		45.367	102.1	51.537	89.6	123.7	2:30.717		29	52.420		43.940	86.7	<u>48.637</u>	103.7	118.0	2:24.997	
14	45.388		44.013	94.8	49.308	155.2	181.5	2:18.709		30	43.901		43.768	108.5	49.815	160.0	191.5	2:17.484	
15	44.483		42.898	113.3	49.469	163.6	184.0	2:16.850		31	42.383		<u>42.497</u>	101.1	48.930	158.6	187.5	<u>2:13.810</u>	
16	44.763		45.239	96.9	49.949	165.9	191.8	2:19.951		32									

193 MAZZUCHELLI-PARI GI -SIERRA-VI DOTTO									VW Fun Cup										
lap	Sect-1	Speed	Sect-2	Speed	Sect-3	Speed	TopSpeed	laptime	pit	lap	Sect-1	Speed	Sect-2	Speed	Sect-3	Speed	Topspeed	laptime	pit
1	Pit Out		50.387	86.7	54.864			2:32.349		17	46.049		43.906	103.9	50.167	156.5	172.5	2:20.122	
2	47.566		47.514	86.8	52.565	156.5	190.8	2:27.645		18	44.130		44.130	100.9	50.586	157.2	169.8	2:18.846	
3	48.009		46.722	86.1	51.662	152.5	169.8	2:26.393		19	43.650		43.154	103.5	49.052	160.7	189.5	2:15.856	
4	46.548		47.558	96.3	52.432	154.5	177.3	2:26.538		20	43.116		42.960	100.2	50.426	161.4	192.2	2:16.502	
5	45.941		46.042	90.2	50.327	157.9	191.2	2:22.310		21	49.645		43.344	108.1	Pit In	151.9	163.6	2:34.771	
6	45.812		46.733	97.4	52.199	155.8	187.2	2:24.744		22	Pit Out		43.370	101.4	49.871		4:31.977		
7	45.069		45.618	93.7	50.159	159.3	192.2	2:20.846		23	43.108		43.349	111.7	49.705	157.9	185.9	2:16.162	
8	44.620		44.749	89.8	50.549	159.3	190.8	2:19.918		24	43.050		42.841	98.4	49.636	158.6	187.5	2:15.527	
9	44.416		44.602	94.3	52.907	155.8	186.9	2:21.925		25	43.996		43.044	104.1	49.346	157.2	185.6	2:16.386	
10	44.561		43.924	94.6	49.494	156.5	189.8	2:17.979		26	43.883		42.850	98.0	50.218	158.6	187.2	2:16.951	
11	45.942		44.950	97.1	49.784	157.2	187.2	2:20.676		27	43.034		42.800	99.0	49.114	158.6	188.5	2:14.948	
12	42.994		44.275	97.0	Pit In	165.1	<u>193.5</u>	2:24.434		28	43.114		<u>42.726</u>	106.0	48.852	158.6	186.5	<u>2:14.692</u>	
13	Pit Out		50.908	51.3	1:13.774			6:09.500		29	43.883		49.512	76.8	1:00.289	160.0	189.1	2:33.684	
14	57.550		45.113	101.3	52.301	83.3	120.7	2:34.964		30	1:08.770		45.382	102.4	49.611	81.3	82.1	2:43.763	
15	45.340		44.895	104.3	50.940	153.8	175.3	2:21.175		31	<u>42.858</u>		43.202	93.6	<u>48.743</u>	<u>167.4</u>	191.8	2:14.803	
16	43.886		44.001	<u>115.4</u>	50.618	156.5	181.2	2:18.505		32	42.928		42.970	95.9	Pit In	165.9	191.5	2:25.231	

219 DONNI ACUO-GODEFROID-PÂQUE									VW Fun Cup										
lap	Sect-1	Speed	Sect-2	Speed	Sect-3	Speed	TopSpeed	laptime	pit	lap	Sect-1	Speed	Sect-2	Speed	Sect-3	Speed	Topspeed	laptime	pit
1	Pit Out		47.908	82.9	Pit In			2:37.368		9	42.127		41.859	107.4	47.675	162.9	190.5	2:11.661	
2	Pit Out		45.530	72.4	58.726			31:21.868		10	41.528		42.336	99.4	Pit In	163.6	192.2	2:20.961	
3	56.998		59.512	60.2	57.885	127.7	145.0	2:54.395		11	Pit Out		42.519	98.3	49.199		13:04.515		
4	46.845		44.155	98.0	48.075	126.3	164.9	2:19.075		12	41.979		41.249	110.8	<u>47.256</u>	<u>170.6</u>	191.5	2:10.484	
5	45.736		43.423	92.2	49.159	168.2	159.3	2:18.318		13	41.639		41.012	<u>111.9</u>	48.140	165.9	192.5	2:10.791	
6	42.949		42.574	101.4	47.664	167.4	179.7	2:13.187		14	41.692		<u>40.998</u>	106.0	47.584	<u>170.6</u>	192.5	<u>2:10.274</u>	
7	42.811		42.899	95.6	48.250	169.0	191.8	2:13.960		15	<u>41.507</u>		41.197	106.8	Pit In	<u>170.6</u>	<u>193.5</u>	2:25.056	
8	42.644		42.493	92.7	48.207	169.8	190.1	2:13.344		16									


**FUN RACING CARS 2022 PORTIMAO**

Autódromo Internacional do Algarve

**FUN CUP**

20 - 23 October 2022

Laps and Sector Times - FREE PRATICE

Autodromo Internacional Algarve - 4652 mtr.

256 GAUDI CHEAU-VASSAL-VASSAL-VASSAL									VW Fun Cup								
lap	Sect-1	Speed	Sect-2	Speed	Sect-3	Speed	TopSpeed	laptime pit	lap	Sect-1	Speed	Sect-2	Speed	Sect-3	Speed	Topspeed	laptime pit
1	Pit Out		50.693	85.0	55.448			2:33.698	18	Pit Out		42.570	95.6	49.300			3:20.404
2	49.175		47.405	94.5	52.714	154.5	173.1	2:29.294	19	42.841		42.843	102.8	48.935	165.9	189.8	2:14.619
3	46.313		46.810	97.2	51.246	156.5	189.8	2:24.369	20	42.347		43.739	103.0	48.107	162.2	190.5	2:14.193
4	45.950		45.200	97.8	52.834	156.5	191.8	2:23.984	21	43.219		42.949	103.6	48.840	166.7	192.5	2:15.008
5	45.084		44.119	102.5	49.813	162.9	178.8	2:19.016	22	42.383		42.843	102.2	48.337	160.0	189.1	2:13.563
6	44.777		45.680	86.4	Pit In	162.2	186.5	2:31.936	23	42.639		42.754	105.3	Pit In	167.4	191.8	2:21.861
7	Pit Out		44.838	96.4	50.267			3:32.368	24	Pit Out		43.316	104.1	50.922			4:41.783
8	44.189		43.445	102.9	49.441	159.3	189.1	2:17.075	25	43.451		42.943	107.5	48.128	157.9	191.5	2:14.522
9	43.794		45.111	93.8	Pit In	160.7	191.2	2:30.937	26	42.243		<del>41.838</del>	<del>107.6</del>	47.983	165.9	190.8	2:12.064
10	Pit Out		44.739	86.1	51.353			3:18.290	27	<del>41.745</del>		42.230	103.8	<del>47.566</del>	166.7	<del>192.9</del>	<del>2:11.541</del>
11	45.118		43.968	91.4	50.387	155.2	190.1	2:19.473	28	42.382		42.072	97.5	50.527	165.1	192.5	2:14.981
12	43.960		43.387	90.2	50.358	155.2	188.8	2:17.705	29	42.923		42.362	88.0	50.253	161.4	191.8	2:15.538
13	43.553		43.312	93.0	50.751	161.4	191.8	2:17.616	30	51.665		50.095	85.3	58.270	135.8	136.4	2:40.030
14	49.463	1:00.629	44.350	91.4	51.691	73.8	103.3	2:31.610	31	53.570		42.040	95.7	48.136	95.5	114.3	2:23.746
15	55.569		44.350	91.4	51.691	73.8	103.3	2:31.610	32	44.041		43.835	99.8	49.186	<del>168.2</del>	191.8	2:17.062
16	43.616		43.855	88.5	50.424	159.3	191.8	2:17.895	33	42.186		43.077	101.7	48.560	167.4	<del>192.9</del>	2:13.823
17	44.026		43.787	90.8	Pit In	160.7	191.8	2:25.928	34								

259 BOI SROUX-CACHOT-VASSAL-LAVERGNE									VW Fun Cup								
lap	Sect-1	Speed	Sect-2	Speed	Sect-3	Speed	TopSpeed	laptime pit	lap	Sect-1	Speed	Sect-2	Speed	Sect-3	Speed	Topspeed	laptime pit
1	Pit Out		46.859	103.7	52.450			2:26.177	16	42.908		42.238	99.8	<del>47.686</del>	160.0	190.1	<del>2:12.832</del>
2	48.465		44.402	97.3	49.098	151.9	183.4	2:21.965	17	44.203		43.097		48.900	165.1	192.9	2:16.200
3	44.368		46.032	106.3	49.239	160.7	192.2	2:19.639	18	42.904		<del>41.993</del>	113.2	48.624	158.6	188.8	2:13.521
4	44.363		45.002	98.1	53.017	162.2	189.5	2:22.382	19	42.554		42.477	101.7	Pit In	160.7	190.1	2:21.787
5	44.003		43.947	102.0	50.096	157.9	187.8	2:18.046	20	Pit Out		42.940	115.3	49.123			3:27.416
6	43.591		43.403	100.8	50.439	158.6	187.5	2:17.433	21	43.562		42.468	110.3	48.006	161.4	191.5	2:14.036
7	43.144		43.473	95.6	49.718	157.9	186.9	2:16.335	22	43.473		42.941	106.5	49.018	165.1	191.5	2:15.432
8	44.575		43.592	112.5	49.067	162.2	192.9	2:17.234	23	42.873		42.128	105.1	49.099	160.0	190.5	2:14.100
9	43.100		42.993	95.2	48.634	161.4	192.2	2:14.727	24	42.821		42.157	107.1	48.091	160.7	191.2	2:13.069
10	42.947		45.514	93.3	Pit In	164.4	193.2	2:28.574	25	43.175		42.817	<del>116.8</del>	52.095	164.4	192.5	2:18.087
11	Pit Out		54.900	71.9	1:19.662			6:01.667	26	42.405		43.300		49.077	165.9	192.2	2:14.782
12	56.164		44.794	88.1	49.747	80.9	119.3	2:30.705	27	43.301		42.273	115.3	Pit In	162.9	192.9	2:23.454
13	44.571		45.030	96.7	48.339	<del>167.4</del>	192.2	2:17.940	28	Pit Out		44.081	95.8	50.055			6:01.146
14	42.852		42.642	99.4	48.486	<del>167.4</del>	<del>193.5</del>	2:13.980	29	43.139		44.191	92.8	49.001	<del>167.4</del>	189.8	2:16.331
15	<del>42.277</del>		43.191	102.6	48.414	165.1	191.5	2:13.882	30								

261 GIRAUDI-GIRAUDI-GALLY-GALLY									VW Fun Cup								
lap	Sect-1	Speed	Sect-2	Speed	Sect-3	Speed	TopSpeed	laptime pit	lap	Sect-1	Speed	Sect-2	Speed	Sect-3	Speed	Topspeed	laptime pit
1	Pit Out		54.291	72.1	1:00.302			2:54.247	15	42.561		42.109	99.5	49.142	162.9	192.2	2:13.812
2	56.863		47.979	80.0	54.391	149.4	166.7	2:39.233	16	43.341		43.065	101.1	50.271	164.4	192.5	2:16.677
3	50.039		48.619	78.3	56.217	160.7	191.5	2:34.875	17	42.750		<del>42.029</del>	103.6	48.838	<del>169.0</del>	192.5	2:13.617
4	45.913		46.277	84.6	53.149	163.6	<del>194.2</del>	2:25.339	18	42.801		43.114	101.7	48.709	167.4	192.5	2:14.624
5	46.982		46.171	83.9	52.100	162.2	190.8	2:25.253	19	42.377		42.484	99.9	<del>47.872</del>	166.7	191.8	<del>2:12.733</del>
6	1:02.153		45.338	93.2	52.248	160.7	191.2	2:39.739	20	44.527		44.341	105.7	Pit In	167.4	190.8	2:25.556
7	46.918		46.440	88.4	52.710	166.7	191.8	2:26.068	21	Pit Out		42.794	99.6	49.898			5:29.297
8	47.772		45.721	90.2	51.499	160.7	185.6	2:24.992	22	42.792		42.211	<del>108.4</del>	49.264	165.1	192.9	2:14.267
9	44.458		44.456	91.0	50.818	162.9	192.2	2:19.732	23	<del>42.116</del>		44.376	105.1	49.538	162.9	192.5	2:16.030
10	45.768		46.092	90.5	51.280	160.7	192.2	2:23.140	24	42.616		44.549	94.7	49.293	162.9	192.5	2:16.458
11	46.320		50.689	85.3	Pit In	155.8	189.5	2:41.443	25	43.801		43.625	97.2	48.685	160.7	192.5	2:16.111
12	Pit Out		58.383	59.7	55.906			6:44.902	26	42.775		42.313	107.1	50.173	165.9	193.5	2:15.261
13	46.311		49.407	96.3	52.494	156.5	193.2	2:28.212	27	42.576		42.543	102.6	48.711	163.6	192.2	2:13.830
14	43.019		43.430	101.1	48.599	159.3	190.5	2:15.048	28	52.516		53.965	87.0	Pit In	160.7	143.0	3:05.028

272 MI NNE-MESTDAGH									VW Fun Cup								
lap	Sect-1	Speed	Sect-2	Speed	Sect-3	Speed	TopSpeed	laptime pit	lap	Sect-1	Speed	Sect-2	Speed	Sect-3	Speed	Topspeed	laptime pit
1	Pit Out		48.388	99.3	53.057			2:31.507	15	42.648		43.468	102.8	49.088	165.9	181.8	2:15.204
2	45.079		44.318	104.5	Pit In	154.5	187.8	2:28.743	16	42.768		42.992	97.9	48.783	160.7	191.2	2:14.543
3	Pit Out		45.284	101.4	49.557			3:01.212	17	43.403		42.156	108.1	49.609	160.7	191.8	2:15.168
4	43.814		43.408	105.8	49.183	163.6	186.5	2:16.405	18	42.430		43.559	105.2	50.415	160.7	189.5	2:16.404
5	44.297		43.438	105.0	49.046	<del>168.2</del>	193.2	2:16.781	19	42.672		42.302	113.1	49.125	161.4	190.8	2:14.099
6	43.867		43.501	106.9	50.605	166.7	<del>194.6</del>	2:17.973	20	42.438		42.252	106.4	53.172	159.3	190.8	2:17.862
7	43.942		43.053	106.9	49.299	163.6	193.5	2:16.294	21	42.721		42.385	105.5	49.015	160.7	191.5	2:14.121
8	42.607		42.764	113.1	49.339	159.3	190.8	2:14.710	22	42.568		42.358	99.7	49.578	166.7	193.2	2:14.504
9	42.526		<del>42.100</del>	106.8	<del>48.424</del>	159.3	179.4	<del>2:13.050</del>	23	43.238		43.107	82.1	49.991	165.1	193.5	2:16.336
10	<del>42.119</del>		42.268	108.2	49.833	161.4	191.5	2:14.220	24	43.066		42.847	101.0	48.541	162.2	192.9	2:14.454
11	1:00.701		59.256	69.3	Pit In	160.0	172.8	3:09.739	25	42.270		42.273	<del>119.2</del>	49.279	162.9	192.2	2:13.822




**FUN RACING CARS 2022 PORTIMAO**

Autódromo Internacional do Algarve

**FUN CUP**

20 - 23 October 2022

Laps and Sector Times - FREE PRATICE

Autodromo Internacional Algarve - 4652 mtr.

12	Pit Out	42.598	103.7	48.724			5:37.917	26	42.700	42.174	100.9	Pit In	162.9	192.2	2:29.459
13	44.082	42.903	105.5	49.489	165.9	192.2	2:16.474	27	Pit Out	42.185	112.0	49.120			8:13.306
14	42.821	43.521	105.5	48.994	157.2	190.5	2:15.336	28							

282 PEREZ-STEINLIN-FIOREZZANO								VW Fun Cup											
lap	Sect-1	Speed	Sect-2	Speed	Sect-3	Speed	TopSpeed	laptime	pit	lap	Sect-1	Speed	Sect-2	Speed	Sect-3	Speed	Topspeed	laptime	pit
1	Pit Out		49.206	95.6	51.404			2:27.132		15	Pit Out		42.819	96.1	48.540			4:15.072	
2	46.741	47.461	89.9	51.076	158.6	189.1	2:25.278			16	41.864	42.167	93.3	48.012	161.4	188.2	2:12.043		
3	47.299	46.210	85.8	51.105	159.3	190.5	2:24.614			17	42.067	41.826	99.9	47.846	166.7	192.9	2:11.739		
4	45.903	44.396	87.8	51.267	162.2	191.8	2:21.566			18	42.677	41.964	97.3	47.946	162.2	191.8	2:12.587		
5	45.361	45.287	95.0	Pit In	162.2	<u>193.5</u>	2:29.303			19	41.915	<u>41.518</u>	98.3	47.968	165.1	192.9	<u>2:11.401</u>		
6	Pit Out	46.688	97.8	51.053			3:23.253			20	42.152	41.541	97.9	Pit In	165.1	192.2	2:18.427		
7	43.997	43.846	93.8	49.439	160.7	191.5	2:17.282			21	Pit Out	42.203	101.1	47.979			4:14.085		
8	43.821	43.245	97.4	48.997	160.0	188.8	2:16.063			22	42.147	42.801	104.8	47.909	169.0	192.2	2:12.857		
9	44.650	43.631	97.9	49.743	160.0	192.5	2:18.024			23	44.924	42.558	99.2	<u>47.738</u>	169.0	<u>193.5</u>	2:15.220		
10	42.915	43.194	94.5	49.648	163.6	192.5	2:15.757			24	<u>41.588</u>	41.737	<u>114.4</u>	50.144	166.7	192.2	2:13.469		
11	45.126	44.582	86.1	50.726	162.9	192.5	2:20.434			25	<u>42.387</u>	42.255	108.2	48.855	156.5	191.5	2:13.497		
12	43.418	42.862	97.6	48.991	164.4	190.5	2:15.271			26	42.636	41.554	109.9	48.538	<u>169.8</u>	188.8	2:12.728		
13	42.952	43.619	101.6	49.104	160.0	189.5	2:15.675			27	42.427	41.890	106.4	48.378	160.0	188.5	2:12.695		
14	50.335	48.828	64.9	Pit In	153.8	167.2	2:57.293			28	42.013	47.760	96.7	Pit In	161.4	191.8	2:34.267		

288 KUBRYK-MARTIN-CLAIR-CLEMENT								VW Fun Cup											
lap	Sect-1	Speed	Sect-2	Speed	Sect-3	Speed	TopSpeed	laptime	pit	lap	Sect-1	Speed	Sect-2	Speed	Sect-3	Speed	Topspeed	laptime	pit
1	Pit Out		48.244	86.5	Pit In			2:43.817		16	Pit Out		44.482	101.4	53.059			4:04.655	
2	Pit Out	47.254	99.9	51.512			3:16.219			17	<u>43.193</u>	44.032	100.0	50.252	163.6	192.2	2:17.477		
3	47.184	45.678	95.4	51.136	159.3	160.0	2:23.998			18	44.721	44.968	96.4	<u>49.386</u>	<u>165.9</u>	191.2	2:19.075		
4	44.885	44.447	98.8	50.296	160.0	188.5	2:19.628			19	44.277	44.328	101.5	51.045	165.1	191.2	2:19.650		
5	44.753	44.077	93.6	51.755	161.4	187.5	2:20.585			20	45.685	1:02.398	94.9	52.047	160.7	190.5	2:40.130		
6	44.659	45.766	88.9	51.381	157.2	189.1	2:21.806			21	44.075	45.024	99.1	49.662	161.4	191.8	2:18.761		
7	44.239	45.059	88.0	52.725	155.8	186.2	2:22.023			22	43.519	43.129	101.7	49.805	162.9	191.2	<u>2:16.453</u>		
8	43.889	45.673	91.5	Pit In	158.6	188.8	2:29.510			23	45.271	47.040	85.4	Pit In	161.4	191.8	2:38.767		
9	Pit Out	51.257	94.7	52.036			4:18.572			24	Pit Out	47.247	97.9	53.074			3:52.913		
10	44.709	43.344	104.4	50.111	158.6	191.5	2:18.164			25	44.106	43.672	<u>106.3</u>	50.030	160.0	192.5	2:17.808		
11	44.408	46.113	97.4	56.802	162.9	<u>192.9</u>	2:27.323			26	44.666	45.071	95.5	49.566	159.3	188.8	2:19.303		
12	59.315	59.549	63.9	55.613	121.6	134.5	2:54.477			27	44.450	46.379	77.6	59.129	165.1	191.8	2:29.958		
13	46.506	44.596	97.3	51.002	161.4	192.5	2:22.104			28	1:06.943	44.577	103.9	49.782	97.8	89.0	2:41.302		
14	46.884	<u>42.820</u>	98.5	50.932	159.3	187.8	2:20.636			29	43.625	44.495	90.3	50.000	164.4	<u>192.9</u>	2:18.120		
15	43.660	43.327	99.5	Pit In	160.7	192.2	2:25.041			30	44.424	44.822	95.0	49.617	161.4	188.5	2:18.863		

289 DURAND-PERDRIEL-GILLARD-AMAND								VW Fun Cup											
lap	Sect-1	Speed	Sect-2	Speed	Sect-3	Speed	TopSpeed	laptime	pit	lap	Sect-1	Speed	Sect-2	Speed	Sect-3	Speed	Topspeed	laptime	pit
1	Pit Out		47.498	105.1	54.739			2:28.776		12	42.777	43.436	100.9	50.367	160.7	191.2	2:16.580		
2	47.917	46.019	108.0	50.870	159.3	182.4	2:24.806			13	43.275	43.196	102.2	50.395	160.7	187.2	2:16.866		
3	45.411	46.423	89.0	51.894	153.8	186.2	2:23.728			14	42.721	42.645	101.3	Pit In	164.4	192.5	2:26.152		
4	44.179	44.434	102.4	49.660	162.9	191.5	2:18.273			15	Pit Out	43.329	94.3	48.979			7:42.014		
5	44.919	46.325	89.3	50.927	160.0	190.8	2:22.171			16	43.092	42.898	108.4	58.680	<u>167.4</u>	<u>193.5</u>	2:24.670		
6	44.745	43.258	<u>109.8</u>	Pit In	160.0	192.5	2:32.140			17	45.002	43.098	94.5	49.076	140.1	184.6	2:17.176		
7	Pit Out	48.835	70.8	1:11.476			4:41.540			18	42.677	42.344	101.9	<u>48.520</u>	159.3	189.1	<u>2:13.541</u>		
8	52.909	45.796	103.5	50.574	89.8	135.2	2:29.279			19	<u>42.650</u>	<u>42.115</u>	107.6	49.571	163.6	192.2	2:14.336		
9	44.108	43.835	102.9	49.772	161.4	189.8	2:17.715			20	43.167	42.641	101.9	1:01.866	157.9	187.2	2:27.674		
10	44.032	42.937	107.7	50.272	162.2	192.2	2:17.241			21	42.852	42.369	99.6	Pit In	161.4	192.2	2:29.053		
11	43.746	43.570	92.6	48.686	160.7	190.5	2:16.002			22									

376 GARCIA-GARCIA-MARQUES								VW Fun Cup											
lap	Sect-1	Speed	Sect-2	Speed	Sect-3	Speed	TopSpeed	laptime	pit	lap	Sect-1	Speed	Sect-2	Speed	Sect-3	Speed	Topspeed	laptime	pit
1	Pit Out		58.747	95.9	Pit In			2:58.248		14	44.098	43.612	90.5	49.895	157.2	189.1	2:17.605		
2	Pit Out	46.765	101.3	50.782			8:50.395			15	43.759	45.382	98.8	50.134	162.2	192.2	2:19.275		
3	44.786	43.571	115.5	50.419	165.1	<u>192.9</u>	2:18.776			16	43.047	44.343	102.9	50.415	160.0	190.1	2:17.805		
4	45.949	43.641	<u>117.4</u>	49.922	160.0	187.8	2:19.512			17	44.584	43.416	101.0	Pit In	157.9	183.1	2:27.873		
5	44.296	44.276	105.6	50.432	162.2	191.8	2:19.004			18	Pit Out	42.339	115.4	48.856			7:14.314		
6	45.366	43.394	102.6	49.641	157.9	190.1	2:18.401			19	<u>41.494</u>	41.933	109.6	48.770	163.6	191.8	2:12.197		
7	45.429	43.181	108.9	49.671	161.4	188.2	2:18.281			20	41.565	41.861	108.1	<u>47.841</u>	163.6	191.8	<u>2:11.267</u>		
8	43.770	43.277	113.4	50.427	161.4	190.8	2:17.474			21	41.676	42.228	102.8	48.165	165.1	191.8	2:12.069		
9	44.466	43.284	106.3	Pit In	162.2	185.9	2:23.770			22	41.717	<u>41.542</u>	109.6	48.558	<u>167.4</u>	191.8	2:11.817		
10	Pit Out	48.609	93.3	51.313			4:46.640			23	41.840	42.006	110.1	48.204	162.9	191.2	2:12.050		
11	45.119	44.344	106.5	50.576	158.6	186.2	2:20.039			24	42.142	41.814	98.9	Pit In	165.9	191.8	2:22.530		
12	44.683	44.794	100.8	50.625	160.0	187.2	2:20.102			25	Pit Out	44.131	107.9	49.587			6:50.280		
13	43.401	44.673	100.6	50.381	160.0	189.1	2:18.455			26	41.958	42.580	100.9	49.104	165.1	192.5	2:13.642		




**FUN RACING CARS 2022 PORTIMAO**

Autódromo Internacional do Algarve

**FUN CUP**

20 - 23 October 2022

Laps and Sector Times - FREE PRATICE

Autodromo Internacional Algarve - 4652 mtr.

400 DEVOS-VANDEKERCKHOVE									VW Fun Cup										
lap	Sect-1	Speed	Sect-2	Speed	Sect-3	Speed	TopSpeed	laptime	pit	lap	Sect-1	Speed	Sect-2	Speed	Sect-3	Speed	Topspeed	laptime	pit
1	Pit Out		48.956	100.5	53.058			2:28.507		16	42.524		41.590	111.2	49.922	160.0	191.2	2:14.036	
2	59.715		45.562	95.8	50.728	156.5	189.8	2:36.005		17	41.886		<u>41.297</u>	113.2	48.270	161.4	192.2	2:11.453	
3	46.101		47.640	84.8	51.885	161.4	192.9	2:25.626		18	41.838		41.306	112.4	48.202	162.9	192.2	2:11.346	
4	45.240		47.474	92.2	51.263	160.7	192.9	2:23.977		19	41.752		41.344	107.0	<u>47.604</u>	165.1	193.2	<u>2:10.700</u>	
5	44.070		44.151	103.1	49.855	162.2	192.2	2:18.076		20	41.887		41.410	106.6	47.957	<u>169.8</u>	191.8	2:11.254	
6	43.971		44.666	103.9	49.232	158.6	189.5	2:17.869		21	42.945		41.522	98.8	48.738	166.7	193.2	2:13.205	
7	43.331		43.618	109.0	50.017	162.2	192.2	2:16.966		22	<u>41.571</u>		41.623	107.9	47.872	165.1	192.5	2:11.066	
8	43.532		43.202	107.0	49.137	160.7	191.2	2:15.871		23	43.325		41.825	<u>114.4</u>	Pit In	165.1	192.9	2:25.350	
9	43.045		43.346	109.1	49.401	161.4	191.8	2:15.792		24	Pit Out		42.481	112.6	48.854		6:23.398		
10	42.851		43.615	100.7	48.698	161.4	191.8	2:15.164		25	42.554		42.763	103.6	48.189	165.1	<u>193.5</u>	2:13.506	
11	43.692		43.228	100.6	48.931	166.7	191.2	2:15.851		26	42.225		44.716	100.9	48.831	169.0	192.5	2:15.772	
12	42.739		48.749	84.2	Pit In	162.2	191.8	2:37.296		27	42.410		46.000	92.5	52.033	164.4	192.2	2:20.443	
13	Pit Out		43.631	111.5	49.613			4:29.580		28	51.192		45.812	94.2	50.517	144.0	106.5	2:27.521	
14	42.934		42.555	110.5	48.573	159.3	190.1	2:14.062		29	42.508		42.561	102.5	Pit In	164.4	193.2	2:21.834	
15	42.197		42.809	113.0	48.848	167.4	193.2	2:13.854		30									

408 FONTANEL-MISSILLI ER-BELLI NATO									VW Fun Cup										
lap	Sect-1	Speed	Sect-2	Speed	Sect-3	Speed	TopSpeed	laptime	pit	lap	Sect-1	Speed	Sect-2	Speed	Sect-3	Speed	Topspeed	laptime	pit
1	Pit Out		50.253	85.5	55.878			2:34.533		16	43.365		42.785	99.4	<u>47.665</u>	165.1	192.5	<u>2:13.815</u>	
2	47.075		49.906	78.9	51.003	156.5	188.2	2:27.984		17	44.988		43.707	89.0	50.998	<u>169.8</u>	<u>193.9</u>	2:19.693	
3	44.432		45.564	85.9	52.258	164.4	191.8	2:22.254		18	43.361		43.864	92.5	49.676	167.4	193.5	2:16.901	
4	1:12.927		47.602	85.8	51.575	157.9	191.5	2:52.104		19	<u>41.986</u>		43.947	100.0	48.727	165.1	192.2	2:14.660	
5	44.654		45.689	95.3	50.956	157.2	189.1	2:21.299		20	42.230		43.711	84.3	48.514	163.6	190.5	2:14.455	
6	44.433		45.030	87.9	50.263	162.2	191.5	2:19.726		21	42.105		42.701	97.6	49.559	164.4	191.8	2:14.365	
7	44.297		44.939	81.5	50.379	164.4	189.1	2:19.615		22	42.949		<u>41.912</u>	<u>110.7</u>	Pit In	165.1	192.5	2:23.130	
8	43.281		44.312	90.1	49.900	161.4	191.8	2:17.493		23	Pit Out		44.346	92.4	48.478		5:19.947		
9	43.342		44.064	98.9	54.038	162.9	192.2	2:21.444		24	44.334		45.112	92.1	49.892	162.9	192.2	2:19.338	
10	44.681		43.840	94.0	Pit In	137.9	178.8	2:30.736		25	43.613		43.318	99.1	51.699	167.4	188.8	2:18.630	
11	Pit Out		1:01.040	67.9	1:21.561			5:39.980		26	43.637		42.754	103.5	48.195	160.0	188.8	2:14.586	
12	55.589		47.167	90.2	50.901	74.7	115.6	2:33.657		27	43.571		47.640	80.0	56.000	162.2	191.8	2:27.211	
13	43.747		46.962	95.4	49.004	164.4	192.2	2:19.713		28	1:02.094		44.089	98.5	51.171	110.8	92.8	2:37.354	
14	42.425		43.729	92.6	49.490	164.4	193.2	2:15.644		29	43.230		43.008	93.9	49.634	160.7	192.2	2:15.872	
15	42.621		42.983	92.7	48.569	160.0	192.5	2:14.173		30	44.215		43.447	101.9	49.272	165.1	186.9	2:16.934	

416 DA COSTA-EBURDERI E-LEMMA-PINTO									VW Fun Cup										
lap	Sect-1	Speed	Sect-2	Speed	Sect-3	Speed	TopSpeed	laptime	pit	lap	Sect-1	Speed	Sect-2	Speed	Sect-3	Speed	Topspeed	laptime	pit
1	Pit Out		48.403	90.5	50.782			2:24.915		5	43.086		42.570	96.7	Pit In	167.4	193.2	2:22.517	
2	45.634		45.046	94.2	48.430	157.9	168.0	2:19.110		6	Pit Out		41.957	<u>109.3</u>	48.736		4:43.211		
3	43.172		41.914	100.7	48.370	162.2	193.2	2:13.456		7	42.441		42.198	108.9	Pit In	<u>169.0</u>	<u>193.5</u>	2:25.359	
4	<u>42.314</u>		<u>41.571</u>	105.3	<u>47.540</u>	161.4	191.8	<u>2:11.425</u>		8	Pit Out		42.487	95.9	48.824		6:47.355		

417 TARDI VAT-PINTO-MESSI NE-GI LARD									VW Fun Cup										
lap	Sect-1	Speed	Sect-2	Speed	Sect-3	Speed	TopSpeed	laptime	pit	lap	Sect-1	Speed	Sect-2	Speed	Sect-3	Speed	Topspeed	laptime	pit
1	Pit Out		48.269	85.9	55.609			2:29.888		15	44.693		45.699	91.8	53.200	157.2	<u>192.9</u>	2:23.592	
2	48.930		46.376	108.3	53.335	145.7	165.1	2:28.641		16	47.379		47.328	93.9	52.498	151.3	182.4	2:27.205	
3	48.541		45.801	97.6	52.277	151.9	170.6	2:26.619		17	45.554		46.112	71.7	52.609	155.8	188.8	2:24.275	
4	46.079		44.956	<u>111.9</u>	52.230	156.5	186.2	2:23.265		18	46.082		46.093	94.7	51.955	157.2	188.2	2:24.130	
5	44.648		44.257	109.3	50.889	155.8	176.5	2:19.794		19	45.261		45.174	92.6	51.706	157.9	172.5	2:22.141	
6	44.542		44.839	105.7	50.387	155.2	185.9	2:19.768		20	44.683		45.305	98.7	Pit In	157.2	190.1	2:33.011	
7	45.170		43.523	103.3	49.956	157.9	181.2	2:18.649		21	Pit Out		44.851	90.2	Pit In		4:50.796		
8	46.528		44.457	104.9	50.548	157.9	181.5	2:21.533		22	Pit Out		45.171	94.9	51.657		3:59.552		
9	43.626		43.922	94.1	50.256	163.6	187.8	2:17.804		23	44.987		<u>42.782</u>	103.0	50.109	<u>164.4</u>	182.1	2:17.878	
10	45.899		43.952	106.0	50.875	157.2	181.8	2:20.726		24	43.817		46.466	94.7	52.288	161.4	191.2	2:22.571	
11	47.811		51.842	91.4	Pit In	153.8	176.2	2:44.261		25	45.174		45.074	96.4	51.097	157.2	187.8	2:21.345	
12	Pit Out		47.273	76.0	53.422			4:29.254		26	48.638		45.694	84.6	50.337	153.2	118.8	2:24.669	
13	48.225		47.759	92.3	54.105	153.8	185.6	2:30.089		27	42.819		43.068	99.3	50.736	160.0	192.2	2:16.623	
14	46.669		46.460	94.0	52.552	156.5	187.2	2:25.681		28	<u>42.733</u>		43.031	97.8	<u>49.793</u>	161.4	191.2	<u>2:15.557</u>	

423 BILALI -BURNI CHON-FERRI ER									VW Fun Cup										
lap	Sect-1	Speed	Sect-2	Speed	Sect-3	Speed	TopSpeed	laptime	pit	lap	Sect-1	Speed	Sect-2	Speed	Sect-3	Speed	Topspeed	laptime	pit
1	Pit Out		57.606	75.8	59.123			2:49.136		15	43.389		43.161	98.6	50.150	159.3	192.2	2:16.700	
2	52.695		50.394	86.0	53.768	142.9	154.9	2:36.857		16	43.845		42.925	112.1	50.430	163.6	<u>192.9</u>	2:17.200	
3	50.459		49.127	87.3	53.657	151.9	168.5	2:33.243		17	43.198		42.428	99.6	Pit In	158.6	191.8	2:27.384	
4	50.547		52.200	88.6	54.927	149.4	166.4	2:37.674		18	Pit Out		41.833	101.2	48.037		5:11.657		


**FUN RACING CARS 2022 PORTIMAO**

Autódromo Internacional do Algarve

**FUN CUP**

20 - 23 October 2022

Laps and Sector Times - FREE PRATICE

Autodromo Internacional Algarve - 4652 mtr.

5	47.446	49.693	98.4	55.120	152.5	180.0	2:32.259	19	41.697	42.025	106.8	48.075	162.2	190.1	2:11.797
6	47.368	47.730	95.1	54.751	155.8	179.7	2:29.849	20	<u>41.609</u>	<u>41.624</u>	104.1	<u>47.546</u>	<u>165.1</u>	191.8	<u>2:10.779</u>
7	46.974	47.001	93.9	53.108	157.9	167.7	2:27.083	21	43.707	42.603	105.4	Pit In	162.9	191.5	2:21.528
8	47.558	47.146	102.8	53.364	148.1	172.2	2:28.068	22	Pit Out	46.083	107.6	49.434			9:47.048
9	47.629	45.955	100.8	Pit In	154.5	178.2	2:35.852	23	43.487	42.974	112.3	48.547	160.0	190.1	2:15.008
10	Pit Out	45.095	91.6	50.618			6:22.453	24	42.679	44.228	77.0	1:04.370	162.9	192.2	2:31.277
11	44.126	44.432	101.7	50.541	160.7	192.2	2:19.099	25	53.630	45.483	100.5	49.796	97.0	117.8	2:28.909
12	1:07.032	59.386	68.7	55.861	157.2	95.1	3:02.279	26	42.213	42.145	108.1	48.671	158.6	186.9	2:13.029
13	47.314	43.467	102.5	49.796	160.0	187.2	2:20.577	27	42.226	42.268	106.8	49.288	159.3	189.1	2:13.782
14	44.338	44.104	98.3	49.399	157.2	188.5	2:17.841	28							

424 LEENDERS-LEMOINE-BOLLEN-MARTIN									VW Fun Cup										
lap	Sect-1	Speed	Sect-2	Speed	Sect-3	Speed	TopSpeed	laptime	pit	lap	Sect-1	Speed	Sect-2	Speed	Sect-3	Speed	Topspeed	laptime	pit
1	Pit Out		45.538	86.7	49.177			2:19.831		15	42.612		43.452	89.1	49.798	160.7	191.8	2:15.862	
2	45.912		43.625	93.1	47.985	159.3	190.1	2:17.522		16	44.014		43.759	100.6	49.574	165.1	192.5	2:17.347	
3	44.208		42.848	96.9	47.983	161.4	191.5	2:15.039		17	42.958		43.029	93.5	49.045	157.9	191.8	2:15.032	
4	43.285		45.162	100.8	48.663	162.2	189.8	2:17.110		18	42.556		42.863	101.5	49.365	160.0	191.5	2:14.784	
5	43.284		42.138	98.7	47.909	166.7	191.8	2:13.331		19	47.261		53.067	89.6	49.312	157.2	187.5	2:29.640	
6	42.586		42.274	99.9	47.426	162.2	193.2	2:12.286		20	42.537		43.076	103.8	49.235	162.9	192.9	2:14.848	
7	42.706		41.831	99.6	Pit In	162.9	190.8	2:19.914		21	41.999		42.469	99.2	48.867	160.7	190.5	2:13.335	
8	Pit Out		42.999	94.4	47.990			5:20.806		22	46.925		47.763	108.7	Pit In	166.7	192.2	2:45.925	
9	42.122		42.286	104.2	48.457	163.6	193.9	2:12.865		23	Pit Out		41.072	103.2	47.229			5:25.839	
10	42.947		43.208	93.1	48.409	169.8	194.2	2:14.564		24	41.122		41.547	105.1	47.068	165.1	191.8	2:09.737	
11	42.684		42.569	103.6	47.562	169.8	191.8	2:12.815		25	<u>40.667</u>		<u>40.923</u>	104.4	47.811	170.6	193.5	<u>2:09.401</u>	
12	42.185		41.480	106.8	47.437	163.6	191.5	2:11.102		26	40.937		41.117	101.1	48.381	<u>171.4</u>	193.5	2:10.435	
13	42.278		41.314	104.5	Pit In	163.6	191.2	2:21.860		27	41.510		40.988	104.4	<u>47.004</u>	164.4	190.1	2:09.502	
14	Pit Out		45.631	<u>111.8</u>	49.821			5:15.524		28	41.456		44.291	78.1	Pit In	169.8	<u>195.7</u>	2:36.399	

427 CAROFF-ROCHES-FERTE									VW Fun Cup										
lap	Sect-1	Speed	Sect-2	Speed	Sect-3	Speed	TopSpeed	laptime	pit	lap	Sect-1	Speed	Sect-2	Speed	Sect-3	Speed	Topspeed	laptime	pit
1	Pit Out		44.072	117.3	50.594			2:20.653		11	42.196		41.967	117.3	48.629	157.2	188.5	2:12.792	
2	43.546		42.563	115.8	49.182	155.8	186.5	2:15.291		12	42.210		41.806	<u>121.1</u>	48.842	163.6	191.5	2:12.858	
3	50.714		54.242	52.6	Pit In	162.2	170.3	3:07.424		13	41.763		42.015	112.4	<u>47.860</u>	163.6	191.8	<u>2:11.638</u>	
4	Pit Out		43.297	105.5	48.911			3:17.452		14	<u>41.712</u>		41.956	116.5	48.426	169.8	192.9	2:12.094	
5	42.327		42.532	113.8	48.687	165.9	191.5	2:13.546		15	42.162		<u>41.392</u>		48.112	162.9	191.8	2:11.666	
6	42.218		41.874	111.9	48.740	165.9	193.2	2:12.832		16	42.041		41.982	118.6	48.310	165.9	193.2	2:12.333	
7	42.386		42.543	106.3	48.837	168.2	193.5	2:13.766		17	41.962		42.071	113.9	48.209	165.1	191.2	2:12.242	
8	42.187		41.985	115.6	48.247	162.9	188.8	2:12.419		18	41.938		42.286	111.2	48.042	165.1	<u>193.9</u>	2:12.266	
9	42.000		41.932		48.542	164.4	192.2	2:12.474		19	42.097		1:10.919	84.4	Pit In	<u>171.4</u>	192.2	2:58.858	
10	41.761		42.007	108.4	48.771	165.1	192.2	2:12.539		20									

428 CHEVALLIER-HANOUEY-JULIEN-LECOINTRE									VW Fun Cup										
lap	Sect-1	Speed	Sect-2	Speed	Sect-3	Speed	TopSpeed	laptime	pit	lap	Sect-1	Speed	Sect-2	Speed	Sect-3	Speed	Topspeed	laptime	pit
1	Pit Out		48.776	88.4	55.938			2:31.192		17	43.321		42.758	107.1	49.263	164.4	191.8	2:15.342	
2	49.523		46.283	105.0	51.289	152.5	180.0	2:27.095		18	42.774		43.455	94.0	Pit In	160.7	190.8	2:28.600	
3	47.288		45.225	101.5	50.790	157.9	191.2	2:23.303		19	Pit Out		44.592	104.5	51.572			3:51.636	
4	45.361		45.732	96.8	50.627	162.2	191.8	2:21.720		20	43.488		43.987	66.2	49.236	148.8	182.7	2:16.711	
5	45.884		44.524	113.9	49.767	164.4	180.3	2:20.175		21	42.919		43.129	109.2	49.358	159.3	185.6	2:15.406	
6	46.560		44.374	111.9	50.007	162.9	191.5	2:20.941		22	<u>42.179</u>		43.631	93.8	49.046	165.1	192.9	2:14.856	
7	44.466		43.687	99.6	51.582	168.2	188.2	2:19.735		23	43.618		43.198	103.9	49.760	161.4	192.9	2:16.576	
8	45.178		43.448	104.3	Pit In	160.7	190.1	2:26.312		24	43.772		43.167	103.0	48.919	164.4	192.5	2:15.858	
9	Pit Out		46.181	86.3	51.846			4:46.605		25	42.794		<u>42.504</u>	104.8	<u>48.732</u>	164.4	192.2	<u>2:14.030</u>	
10	45.666		44.760	92.2	51.331	160.0	191.5	2:21.757		26	44.339		42.898	104.9	50.507	<u>170.6</u>	<u>193.2</u>	2:17.744	
11	45.027		46.063	100.5	50.632	157.2	191.2	2:21.722		27	43.851		42.689	107.4	48.951	164.4	185.6	2:15.491	
12	43.356		43.734	102.5	50.011	160.0	190.1	2:17.101		28	43.854		44.571	<u>114.4</u>	Pit In	162.2	192.2	2:24.390	
13	1:09.234		58.963	81.6	1:00.194	159.3	87.0	3:08.391		29	Pit Out		46.059	89.6	51.807			5:25.197	
14	47.857		44.404	98.3	49.088	153.2	192.5	2:21.349		30	43.851		44.053	90.3	49.868	154.5	183.1	2:17.772	
15	43.816		43.424	100.1	49.092	162.2	192.2	2:16.332		31	43.661		43.676	98.2	50.319	157.2	185.6	2:17.656	
16	42.947		43.882	100.3	49.674	162.2	192.9	2:16.503		32									

431 AYARI-HOUOT-AYARI									VW Fun Cup										
lap	Sect-1	Speed	Sect-2	Speed	Sect-3	Speed	TopSpeed	laptime	pit	lap	Sect-1	Speed	Sect-2	Speed	Sect-3	Speed	Topspeed	laptime	pit
1	Pit Out		50.179	82.1	54.192			2:32.186		15	42.127		42.585	101.8	48.136	162.9	191.5	2:12.848	
2	48.059		51.741	84.7	50.181	146.9	181.5	2:29.981		16	42.008		41.873	105.2	48.225	159.3	190.1	2:12.106	
3	44.311		44.379	93.6	49.589	157.9	187.8	2:18.279		17	43.336		43.977	99.0	<u>47.525</u>	165.9	192.5	2:14.838	
4	43.818		45.995	89.3	Pit In	159.3	190.1	2:29.677		18	<u>41.783</u>		42.861	107.0	47.727	165.9	<u>192.9</u>	2:12.371	
5	Pit Out		43.335	100.4	49.314			4:33.877		19	43.366		45.301	102.8	Pit In	163.6	191.8	2:25.908	
6	43.291		43.945	96.9	48.795	160.7	190.1	2:16.031		20	Pit Out		45.052	91.4	51.143			4:51.082	


**FUN RACING CARS 2022 PORTIMAO**

Autódromo Internacional do Algarve

**FUN CUP**

20 - 23 October 2022

Laps and Sector Times - FREE PRATICE

Autodromo Internacional Algarve - 4652 mtr.

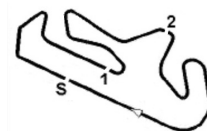
7	43.745	42.043	96.1	48.565	162.2	186.2	2:14.353	21	42.337	42.127	97.2	48.006	161.4	191.5	2:12.470
8	42.331	42.593	99.5	48.383	161.4	190.8	2:13.307	22	43.934	42.472	92.5	48.394	<u>168.2</u>	<u>192.9</u>	2:14.800
9	42.895	42.355	102.1	48.882	160.7	191.2	2:14.132	23	41.885	43.141	103.3	47.839	167.4	191.8	2:12.865
10	42.907	42.244	98.0	48.855	163.6	<u>192.9</u>	2:14.006	24	42.170	42.020	103.9	48.254	165.9	192.2	2:12.444
11	43.677	42.308	96.4	Pit In	162.9	192.2	2:25.132	25	41.961	<u>41.390</u>	<u>111.5</u>	48.213	162.9	192.2	<u>2:11.564</u>
12	Pit Out	45.832	97.7	48.027			3:56.671	26	41.994	42.103	105.4	48.595	162.9	190.8	2:12.692
13	42.353	42.430	95.3	48.415	160.7	189.5	2:13.198	27	41.947	43.837	86.7	49.651	161.4	191.2	2:15.435
14	41.986	42.449	97.6	48.105	161.4	191.2	2:12.540	28	53.038	50.266	82.6	Pit In	135.3	151.9	2:46.131

432 DARDINI ER-GENOVA-SAMSON-MALARD									VW Fun Cup								
lap	Sect-1	Speed	Sect-2	Speed	Sect-3	Speed	TopSpeed	laptime pit	lap	Sect-1	Speed	Sect-2	Speed	Sect-3	Speed	Topspeed	laptime pit
1	Pit Out		57.366	80.8	1:07.225			2:57.324	14	47.169		47.627	93.3	Pit In	159.3	182.4	2:40.091
2	52.221	54.329	84.3	1:00.314	149.4	177.9	2:46.864		15	Pit Out		45.698	88.6	53.023			3:32.449
3	49.324	50.636	91.4	57.818	146.9	183.4	2:37.778		16	48.427		46.859	91.4	54.155	156.5	188.5	2:29.441
4	48.480	49.070	88.1	57.320	151.3	184.3	2:34.870		17	45.359		45.768	97.9	53.220	<u>160.0</u>	<u>192.2</u>	2:24.347
5	47.510	48.695	90.6	54.691	151.9	187.2	2:30.896		18	45.076		45.357	101.4	<u>52.146</u>	155.2	187.5	<u>2:22.579</u>
6	47.396	47.440	93.7	55.972	156.5	189.1	2:30.808		19	45.070		45.500	87.7	<u>52.419</u>	157.9	187.2	<u>2:22.989</u>
7	46.634	46.506	91.9	52.831	157.9	191.5	2:25.971		20	<u>44.254</u>		47.534	88.6	Pit In	157.9	<u>192.2</u>	2:38.673
8	49.718	48.999	90.1	Pit In	156.5	190.1	2:48.596		21	Pit Out		<u>44.955</u>	97.9	Pit In			8:14.087
9	Pit Out	49.514	85.6	56.200			3:58.737		22	Pit Out		48.121	94.9	Pit In			3:59.422
10	45.696	51.227	87.1	56.934	151.9	180.6	2:33.857		23	Pit Out		50.987	88.1	57.041			3:57.521
11	52.236	50.617	65.6	1:12.552	146.3	131.9	2:55.405		24	1:03.489		46.356	93.8	53.557	108.4	99.6	2:43.402
12	54.645	47.297	95.4	54.358	78.8	132.5	2:36.300		25	48.552		46.712	98.5	53.110	159.3	179.4	2:28.374
13	45.845	46.594	90.5	53.638	156.5	190.8	2:26.077		26								

438 ARBAUD-BI GNALET-LEGRAND-ORGEVAL-ROGER									VW Fun Cup								
lap	Sect-1	Speed	Sect-2	Speed	Sect-3	Speed	TopSpeed	laptime pit	lap	Sect-1	Speed	Sect-2	Speed	Sect-3	Speed	Topspeed	laptime pit
1	Pit Out		47.778	91.6	49.733			2:22.201	11	42.190		42.496	100.6	Pit In	160.7	190.1	2:18.625
2	44.771	45.578	96.3	48.504	157.2	189.1	2:18.853		12	Pit Out		44.997	106.9	50.336			12:44.735
3	46.612	43.520	100.1	48.413	162.9	192.5	2:18.545		13	45.010		46.619	<u>108.2</u>	51.675	157.2	192.2	2:23.304
4	43.756	44.369	92.2	Pit In	160.7	192.5	2:25.507		14	44.537		44.257	104.4	49.801	160.0	<u>193.2</u>	2:18.595
5	Pit Out	43.443	96.2	50.417			9:05.422		15	43.761		43.425	107.9	49.322	158.6	190.5	2:16.508
6	43.183	42.175	101.7	48.092	<u>163.6</u>	192.9	2:13.450		16	43.123		43.290	105.5	49.548	161.4	192.9	2:15.961
7	<u>42.050</u>	43.422	98.0	Pit In	<u>163.6</u>	191.8	2:33.723		17	47.576		52.736	92.0	Pit In	157.9	189.8	2:49.555
8	Pit Out	51.850	93.5	1:00.422			7:32.404		18	Pit Out		50.627	86.1	54.382			9:26.526
9	56.764	44.233	102.3	<u>47.994</u>	85.3	120.1	2:28.991		19	54.088		43.834	106.6	49.029	117.3	107.5	2:26.951
10	42.500	<u>41.837</u>	101.9	48.227	160.0	186.9	<u>2:12.564</u>		20	42.354		43.567	106.8	50.374	160.0	191.8	2:16.295

439 BATAILLARD-PONCELET-PONCELET									VW Fun Cup								
lap	Sect-1	Speed	Sect-2	Speed	Sect-3	Speed	TopSpeed	laptime pit	lap	Sect-1	Speed	Sect-2	Speed	Sect-3	Speed	Topspeed	laptime pit
1	Pit Out		49.656	94.2	54.283			2:31.401	14	51.401		49.830	96.2	54.340	132.4	139.7	2:35.571
2	46.678	45.617	93.8	50.894	155.8	187.2	2:23.189		15	46.488		44.723	92.1	49.771	122.4	154.7	2:20.982
3	46.994	45.838	95.6	53.023	157.9	188.5	2:25.855		16	44.659		42.486	<u>114.5</u>	48.261	135.3	150.4	2:15.406
4	45.995	44.713	93.8	51.609	154.5	187.5	2:22.317		17	41.758		43.595	97.7	<u>47.965</u>	165.9	191.8	2:13.318
5	46.421	45.328	92.4	49.857	160.7	190.8	2:21.606		18	<u>41.620</u>		42.037	105.8	<u>50.949</u>	165.1	191.8	2:14.606
6	43.890	43.755	91.3	49.350	159.3	191.8	2:16.995		19	41.967		41.869	111.3	48.430	164.4	191.8	<u>2:12.266</u>
7	44.121	43.327	91.7	48.956	166.7	180.3	2:16.404		20	41.764		<u>41.805</u>	112.3	Pit In	163.6	191.5	2:21.031
8	42.794	43.465	96.8	49.836	166.7	191.8	2:16.095		21	Pit Out		43.051	97.5	48.851			5:31.790
9	43.474	45.516	103.1	48.692	165.1	192.2	2:17.682		22	43.270		42.910	106.1	50.692	157.9	186.9	2:16.872
10	43.321	42.797	95.2	48.262	164.4	192.2	2:14.380		23	43.643		42.348	103.3	49.599	157.9	186.9	2:15.590
11	43.540	44.137	107.1	48.532	<u>169.0</u>	<u>193.5</u>	2:16.209		24	46.662		50.480	92.5	1:01.608	153.2	161.9	2:38.750
12	44.940	52.184	101.5	Pit In	168.2	193.2	2:43.359		25	47.806		43.285	101.4	48.438	107.8	144.8	2:19.529
13	Pit Out	52.139	93.5	57.845			18:47.820		26	42.478		42.706	107.1	49.570	160.7	189.8	2:14.754

440 BELLINATO-JACSONT-SPENLE									VW Fun Cup								
lap	Sect-1	Speed	Sect-2	Speed	Sect-3	Speed	TopSpeed	laptime pit	lap	Sect-1	Speed	Sect-2	Speed	Sect-3	Speed	Topspeed	laptime pit
1	Pit Out		44.367	96.3	49.372			2:16.515	15	<u>40.786</u>		<u>40.755</u>	<u>120.7</u>	47.928	169.8	192.2	2:09.469
2	43.521	42.531	102.4	48.211	164.4	191.5	2:14.263		16	41.001		40.852	114.9	47.197	164.4	192.5	<u>2:09.050</u>
3	42.568	42.462	114.8	48.850	165.1	191.2	2:13.880		17	40.932		41.073	108.2	47.307	167.4	192.5	2:09.312
4	42.442	42.385	96.5	48.032	166.7	192.5	2:12.859		18	41.048		40.868	112.6	Pit In	165.1	191.5	2:16.485
5	41.618	42.870	109.4	48.700	168.2	192.5	2:13.188		19	Pit Out		41.731	98.7	Pit In			3:29.509
6	41.825	43.023	93.3	Pit In	163.6	191.8	2:22.374		20	Pit Out		49.145	74.9	49.272			4:13.465
7	Pit Out	42.172	100.8	48.223			4:19.012		21	42.013		41.651	96.4	<u>47.020</u>	171.4	193.2	2:10.684
8	48.733	52.923	50.4	1:16.316	165.9	156.5	2:57.972		22	41.485		41.160	107.0	47.598	168.2	<u>193.9</u>	2:10.243
9	54.457	43.476	101.3	48.396	74.8	129.5	2:26.329		23	42.101		41.043	101.8	47.456	164.4	191.8	2:10.600
10	41.543	41.283	112.5	47.759	162.9	191.2	2:10.585		24	41.771		41.418	98.2	54.889	<u>173.9</u>	192.9	2:18.078
11	41.138	41.653	102.2	47.745	165.9	192.5	2:10.536		25	46.634		46.205	85.6	55.356	134.8	148.1	2:28.195
12	41.324	41.139	107.6	47.282	164.4	191.8	2:09.745		26	41.585		40.982	103.5	48.341	157.2	189.5	2:10.908


**FUN RACING CARS 2022 PORTIMAO**

Autódromo Internacional do Algarve

**FUN CUP**

20 - 23 October 2022

Laps and Sector Times - FREE PRATICE

Autodromo Internacional Algarve - 4652 mtr.

13	41.112	41.144	109.2	48.052	169.0	191.5	2:10.308	27	42.811	41.276	109.6	47.579	164.4	191.5	2:11.666
14	41.522	41.192	118.8	47.111	162.9	192.2	2:09.825	28							

442 RI VIERE - REBELO - LESCURE - GREGOIRE									VW Fun Cup										
lap	Sect-1	Speed	Sect-2	Speed	Sect-3	Speed	TopSpeed	laptime	pit	lap	Sect-1	Speed	Sect-2	Speed	Sect-3	Speed	Topspeed	laptime	pit
1	Pit Out		52.094	90.9	53.170			2:59.820		15	45.791		46.483	92.9	53.618	156.5	184.6	2:25.892	
2	46.311		46.307	95.7	52.722	154.5	170.3	2:25.340		16	47.140		45.754	86.5	52.820	155.8	176.2	2:25.714	
3	45.007		45.738	103.6	52.788	153.2	186.9	2:23.533		17	46.820		46.721	90.7	52.692	155.2	181.5	2:26.233	
4	45.984		44.997	97.7	50.794	153.8	174.5	2:21.775		18	45.960		45.642	86.1	53.352	157.2	179.4	2:24.954	
5	45.002		45.010	<u>107.1</u>	51.665	157.2	188.2	2:21.677		19	46.948		46.925	95.2	Pit In	157.2	184.3	2:38.275	
6	44.298		43.918	99.5	51.356	162.2	181.5	2:19.572		20	Pit Out		43.790	104.1	50.269			5:08.791	
7	44.231		44.225	105.8	49.787	158.6	191.8	2:18.243		21	44.856		44.488	106.3	49.506	158.6	189.1	2:18.850	
8	53.912		44.050	98.8	50.699	160.7	191.8	2:28.661		22	43.459		43.023	101.9	49.637	160.7	190.5	2:16.119	
9	44.603		47.063	98.0	Pit In	156.5	188.8	2:34.394		23	43.477		42.681	105.5	49.247	160.0	181.5	2:15.405	
10	Pit Out		50.838	56.3	1:13.328			6:03.895		24	42.898		44.486	95.7	51.039	162.2	192.2	2:18.423	
11	58.464		47.867	82.3	54.109	82.0	115.1	2:40.440		25	43.204		43.557	103.0	51.474	162.2	192.2	2:18.235	
12	47.676		46.596	86.8	53.299	155.8	179.1	2:27.571		26	48.408		45.556	97.6	50.715	147.5	149.6	2:24.679	
13	46.746		46.867	84.0	54.838	149.4	181.5	2:28.451		27	43.541		42.623	95.1	<u>48.845</u>	160.7	179.4	2:15.009	
14	45.803		46.166	87.0	54.666	159.3	180.6	2:26.635		28	<u>42.705</u>		<u>42.497</u>	96.1	48.847	162.9	191.8	<u>2:14.049</u>	

443 ANDRES-ANDRES									VW Fun Cup										
lap	Sect-1	Speed	Sect-2	Speed	Sect-3	Speed	TopSpeed	laptime	pit	lap	Sect-1	Speed	Sect-2	Speed	Sect-3	Speed	Topspeed	laptime	pit
1	Pit Out		49.398	82.6	52.620			2:31.338		17	41.821		<u>41.424</u>	103.5	49.972	163.6	192.9	2:13.217	
2	45.732		46.158	94.0	52.917	155.8	185.9	2:24.807		18	43.267		42.616	112.4	49.781	162.2	<u>193.5</u>	2:15.664	
3	47.121		44.461	94.7	50.523	152.5	187.8	2:22.105		19	41.772		42.322	104.9	47.978	159.3	192.9	2:12.072	
4	45.877		47.100	93.6	50.994	150.0	184.0	2:23.971		20	41.786		41.426	106.5	<u>47.566</u>	160.0	191.5	<u>2:10.778</u>	
5	45.014		51.814	87.0	50.569	158.6	189.5	2:27.397		21	43.767		42.264	104.8	49.723	164.4	193.2	2:15.754	
6	44.571		45.183	99.9	48.881	160.7	192.9	2:18.635		22	44.889		41.870	103.5	47.933	160.7	188.8	2:14.692	
7	45.894		44.012	104.7	49.572	164.4	191.5	2:19.478		23	41.670		43.970	92.2	Pit In	160.0	188.8	2:22.847	
8	44.123		43.512	89.5	52.899	162.9	191.2	2:20.534		24	Pit Out		42.690	101.5	49.426			5:22.021	
9	44.980		43.303	99.1	50.896	160.7	193.2	2:19.179		25	42.999		41.775	<u>116.1</u>	48.776	156.5	187.8	2:13.550	
10	44.324		43.577	98.8	49.794	155.2	186.2	2:17.695		26	42.071		42.271	102.4	47.979	161.4	189.1	2:12.321	
11	44.641		49.723	97.4	Pit In	157.2	188.8	2:36.967		27	<u>41.623</u>		42.104	107.7	48.302	<u>165.9</u>	193.2	2:12.029	
12	Pit Out		43.242	93.3	48.241			5:08.336		28	43.298		42.122	104.5	51.811	163.6	192.5	2:17.231	
13	42.512		45.096	82.8	51.125	160.0	187.5	2:18.733		29	42.457		42.387	97.0	50.402	163.6	191.8	2:15.246	
14	53.753		57.567	64.0	55.671	123.3	140.4	2:46.991		30	57.729		50.844	87.0	54.665	151.9	112.7	2:43.238	
15	45.336		45.537	93.9	49.235	159.3	191.8	2:20.108		31	54.924		45.247	95.6	Pit In	110.1	110.7	2:45.223	
16	43.058		43.255	103.4	48.464	160.7	191.8	2:14.777		32									

447 JACQUET - MARY - MARY - PECULIER - SAUVONNET									VW Fun Cup										
lap	Sect-1	Speed	Sect-2	Speed	Sect-3	Speed	TopSpeed	laptime	pit	lap	Sect-1	Speed	Sect-2	Speed	Sect-3	Speed	Topspeed	laptime	pit
1	Pit Out		50.973	88.5	56.834			2:34.637		15	44.311		45.026	101.8	51.388	162.2	192.2	2:20.725	
2	50.483		49.020	92.7	54.234	147.5	169.5	2:33.737		16	44.787		45.823	89.5	51.818	157.9	187.2	2:22.428	
3	1:02.226		48.747	90.5	53.930	153.2	188.8	2:44.903		17	44.919		46.041	91.1	51.147	157.9	187.2	2:22.107	
4	49.104		47.060	<u>111.3</u>	53.152	150.6	183.1	2:29.316		18	43.965		45.004	86.1	51.507	162.9	192.2	2:20.476	
5	46.342		46.300	93.4	52.210	157.2	185.6	2:24.852		19	43.449		44.337	99.6	<u>49.922</u>	161.4	<u>192.5</u>	<u>2:17.708</u>	
6	46.798		46.389	105.3	53.083	153.2	183.7	2:26.270		20	43.318		<u>44.105</u>	103.3	50.638	161.4	191.5	2:18.061	
7	46.396		46.698	98.2	51.637	155.8	187.5	2:24.731		21	<u>43.307</u>		44.980	82.9	50.757	161.4	191.5	2:19.044	
8	47.208		45.897	101.5	51.465	158.6	188.5	2:24.570		22	44.319		46.323	96.9	50.595	159.3	187.2	2:21.237	
9	45.313		45.401	108.3	50.293	155.8	187.8	2:21.007		23	44.902		44.475	89.0	50.404	160.7	190.5	2:19.781	
10	44.868		45.562	109.9	51.393	159.3	190.1	2:21.823		24	44.478		44.213	95.7	50.126	<u>164.4</u>	191.8	2:18.817	
11	45.922		44.528	102.9	50.810	156.5	186.5	2:21.260		25	43.659		45.358	81.9	53.178	162.9	192.2	2:22.195	
12	44.175		48.055	72.1	Pit In	157.2	186.5	2:43.680		26	46.172		45.613	76.1	Pit In	156.5	182.4	2:36.284	
13	Pit Out		54.692	87.9	55.429			4:39.441		27	Pit Out		47.182	101.1	Pit In			9:03.299	
14	48.255		46.668	90.7	51.102	153.2	161.9	2:26.025		28									

449 AGULLO PONCE - AGULLO PONCE - NOURY									VW Fun Cup										
lap	Sect-1	Speed	Sect-2	Speed	Sect-3	Speed	TopSpeed	laptime	pit	lap	Sect-1	Speed	Sect-2	Speed	Sect-3	Speed	Topspeed	laptime	pit
1	Pit Out		47.780	104.5	51.307			2:22.478		13	45.318		43.065	114.3	49.684	158.6	191.8	2:18.067	
2	46.509		45.940	91.7	51.351	159.3	191.8	2:23.800		14	43.482		43.057	99.4	51.133	160.7	193.5	2:17.672	
3	46.387		44.968	108.3	50.133	159.3	192.5	2:21.488		15	43.565		43.089	104.9	49.951	162.2	192.2	2:16.605	
4	44.814		44.287	102.3	49.868	158.6	191.8	2:18.969		16	42.851		43.043	101.4	49.274	<u>165.9</u>	191.5	2:15.168	
5	45.660		45.157	107.9	Pit In	162.2	186.2	2:29.088		17	43.599		42.582	112.9	48.757	160.7	193.9	2:14.938	
6	Pit Out		43.753	105.3	48.958			4:16.412		18	42.523		42.975	110.7	49.257	164.4	<u>194.2</u>	2:14.755	
7	42.610		42.746	105.7	48.861	164.4	193.2	2:14.217		19	42.945		42.495	115.1	Pit In	160.7	192.2	2:26.383	
8	42.741		<u>42.353</u>	98.0	<u>48.192</u>	163.6	191.8	2:13.286		20	Pit Out		43.303	102.8	49.701			5:23.614	
9	42.248		43.144	96.8	Pit In	165.1	192.9	2:29.290		21	43.399		43.282	102.4	48.817	<u>165.9</u>	191.5	2:15.498	
10	Pit Out		50.027	92.0	52.131			5:36.272		22	42.645		43.638	98.3	51.228	162.9	177.0	2:17.511	


**FUN RACING CARS 2022 PORTIMAO**

Autódromo Internacional do Algarve

**FUN CUP**

20 - 23 October 2022

Laps and Sector Times - FREE PRATICE

Autodromo Internacional Algarve - 4652 mtr.

11	1:12.816	59.348	81.0	1:00.662	145.7	76.1	3:12.826	23	42.265	42.459	103.2	48.291	157.9	184.3	<u>2:13.015</u>
12	46.163	42.669	90.8	49.875	154.5	191.5	2:18.707	24							

451 BASTET-DA CRUZ-BASTET									VW Fun Cup										
lap	Sect-1	Speed	Sect-2	Speed	Sect-3	Speed	TopSpeed	laptime	pit	lap	Sect-1	Speed	Sect-2	Speed	Sect-3	Speed	Topspeed	laptime	pit
1	Pit Out		48.378	85.7	51.098			2:25.221		18	42.660		41.446	<u>117.6</u>	48.440	168.2	<u>193.5</u>	2:12.546	
2	47.657		45.979	89.4	50.217	157.9	190.1	2:23.853		19	41.644		42.370	111.5	48.159	165.1	192.5	2:12.173	
3	45.430		44.952	97.7	49.252	162.2	191.5	2:19.634		20	41.997		42.062	105.6	47.672	169.0	192.9	2:11.731	
4	44.988		44.135	100.3	48.960	162.9	191.8	2:18.083		21	41.316		42.367	83.5	48.792	167.4	191.5	2:12.475	
5	43.863		43.965	98.9	51.905	167.4	192.2	2:19.733		22	42.752		41.884	112.9	Pit In	166.7	192.9	2:20.295	
6	43.816		42.984	102.0	49.311	154.5	190.1	2:16.111		23	Pit Out		42.974	105.3	48.710			4:37.919	
7	43.590		43.269	108.0	49.134	163.6	191.8	2:15.993		24	42.636		42.669	104.4	48.640	165.1	192.9	2:13.945	
8	43.230		43.081	101.6	48.799	165.1	191.8	2:15.110		25	42.389		43.113	96.5	48.867	166.7	192.5	2:14.369	
9	43.642		43.133	105.6	48.755	169.0	191.5	2:15.530		26	43.966		42.876	106.4	48.236	163.6	192.9	2:15.078	
10	43.629		42.045	110.7	48.652	165.1	192.5	2:14.326		27	42.942		42.121	103.3	49.021	163.6	191.5	2:14.084	
11	42.946		43.721	102.9	Pit In	<u>173.1</u>	192.2	2:21.031		28	47.115		43.888	104.4	47.540	165.9	192.5	2:18.543	
12	Pit Out		44.335	99.5	49.220			4:00.510		29	42.599		42.334	103.4	48.476	171.4	191.8	2:13.409	
13	42.307		41.603	112.9	48.361	165.9	191.8	2:12.271		30	44.526		43.071	111.1	48.172	169.0	192.9	2:15.769	
14	43.306		42.573	116.9	56.288	161.4	191.5	2:22.167		31	44.091		41.951	109.8	Pit In	168.2	191.5	2:30.369	
15	1:15.083		59.582	72.3	56.477	94.0	70.5	3:11.142		32	Pit Out		41.296	106.4	47.982			4:24.493	
16	42.454		42.061	108.4	<u>47.530</u>	163.6	191.8	2:12.045		33	41.769		<u>41.093</u>	108.7	47.838	167.4	191.8	<u>2:10.700</u>	
17	42.498		42.031	116.6	48.045	167.4	192.5	2:12.574		34									

453 BOURRASSET-CORMIER-LOMBARDI N-PLANCON									VW Fun Cup										
lap	Sect-1	Speed	Sect-2	Speed	Sect-3	Speed	TopSpeed	laptime	pit	lap	Sect-1	Speed	Sect-2	Speed	Sect-3	Speed	Topspeed	laptime	pit
1	Pit Out		53.632	82.6	1:01.092			2:46.641		16	44.335		43.182	100.8	49.643	159.3	189.8	2:17.160	
2	50.551		51.291	85.2	56.160	145.2	172.8	2:38.002		17	45.446		44.132	89.9	52.290	160.0	191.8	2:21.868	
3	48.589		47.739	92.6	55.215	148.8	180.3	2:31.543		18	44.574		43.171	102.1	50.083	161.4	191.8	2:17.828	
4	48.038					152.5	187.2	2:39.745		19	43.602		44.128	99.4	Pit In	160.7	191.8	2:26.835	
5	49.316		48.614	96.9	55.381	148.1	182.7	2:33.311		20	Pit Out		46.225	101.1	49.926			3:41.884	
6	46.626		48.405	107.2	54.189	153.8	190.5	2:29.220		21	43.460		43.648	92.5	49.637	157.9	187.5	2:16.745	
7	45.625		49.395	101.0	54.233	158.6	<u>193.2</u>	2:29.253		22	42.616		43.966	76.3	49.628	159.3	191.5	2:16.210	
8	46.517		47.427	93.8	54.624	150.0	185.9	2:28.568		23	43.184		43.834	94.3	49.067	158.6	190.1	2:16.085	
9	46.831		46.441	101.1	53.469	154.5	188.2	2:26.741		24	<u>43.027</u>		<u>42.572</u>	106.1	49.296	<u>165.1</u>	191.8	2:14.895	
10	45.265		46.218	99.7	Pit In	154.5	192.9	2:33.291		25	<u>42.295</u>		43.118	91.1	<u>48.811</u>	160.0	191.2	<u>2:14.224</u>	
11	Pit Out		56.991	77.3	1:05.709			4:21.458		26	43.408		43.124	105.2	50.002	162.9	189.5	2:16.534	
12	59.067		48.852	90.7	50.788	110.4	117.8	2:38.707		27	43.901		42.764	95.7	49.440	162.2	182.1	2:16.105	
13	44.794		44.431	99.6	50.752	154.5	182.7	2:19.977		28	47.034		50.651	88.8	Pit In	157.9	157.9	2:47.187	
14	43.996		43.810	101.0	50.578	156.5	185.2	2:18.384		29	Pit Out		42.848	105.4	49.333			4:52.053	
15	44.174		43.817	99.2	51.242	158.6	190.1	2:19.233		30									

454 HAZEBROUCQ-HAZEBROUCQ-HAZEBROUCQ-TATERKA-TATERKA									VW Fun Cup										
lap	Sect-1	Speed	Sect-2	Speed	Sect-3	Speed	TopSpeed	laptime	pit	lap	Sect-1	Speed	Sect-2	Speed	Sect-3	Speed	Topspeed	laptime	pit
1	Pit Out		53.433	90.6	55.965			2:58.180		17	44.256		45.113	91.5	50.495	163.6	191.8	2:19.864	
2	1:04.286		49.029	94.6	55.734	153.2	182.1	2:49.049		18	43.511		42.834	98.5	48.589	148.1	183.7	2:14.934	
3	47.879		48.978	86.5	53.246	152.5	184.9	2:30.103		19	42.705		42.955	86.3	48.395	159.3	188.5	2:14.055	
4	46.352		46.613	87.0	52.962	153.2	187.2	2:25.927		20	42.519		42.706	97.3	48.248	163.6	190.8	2:13.473	
5	47.046		47.674	89.7	51.829	157.2	<u>192.2</u>	2:26.549		21	42.544		42.406	104.2	Pit In	162.2	190.1	2:21.789	
6	46.475		47.025	91.4	52.726	156.5	185.6	2:26.226		22	Pit Out		47.366	103.5	50.258			3:15.796	
7	46.823		45.408	96.9	51.374	160.0	189.8	2:23.605		23	43.435		43.001	104.8	57.424	160.7	190.5	2:23.860	
8	44.974		47.233	88.5	51.425	155.8	185.6	2:23.632		24	42.601		42.589	102.6	1:04.810	162.9	187.5	2:30.000	
9	45.609		45.111	82.4	50.781	157.2	188.2	2:21.501		25	43.057		42.620	91.6	48.454	160.0	188.5	2:14.131	
10	44.734		45.328	100.9	Pit In	156.5	185.9	2:31.514		26	44.132		42.902	96.9	49.935	165.1	190.8	2:16.969	
11	Pit Out		47.371	86.0	52.088			3:44.426		27	42.399		<u>42.302</u>	103.3	48.396	164.4	188.5	2:13.097	
12	44.714		44.883	88.1	49.107	155.2	186.5	2:18.704		28	43.943		42.735	99.1	51.096	168.2	191.5	2:17.774	
13	44.755		51.949	85.9	Pit In	164.4	185.6	2:43.820		29	44.453		43.084	<u>105.2</u>	49.141	<u>169.8</u>	185.9	2:16.678	
14	Pit Out		44.308	93.8	49.515			3:11.462		30	47.217		48.334	98.5	Pit In	166.7	164.1	2:40.852	
15	44.480		43.647	99.1	49.116	157.2	184.3	2:17.243		31	Pit Out		45.482	88.3	49.203			4:51.635	
16	43.076		43.111	97.8	48.457	154.5	188.2	2:14.644		32	<u>42.005</u>		42.469	95.4	<u>47.903</u>	162.9	191.2	<u>2:12.377</u>	

455 DUBOST-GOEHEN-HUYGHE-NUSSBAUMER									VW Fun Cup										
lap	Sect-1	Speed	Sect-2	Speed	Sect-3	Speed	TopSpeed	laptime	pit	lap	Sect-1	Speed	Sect-2	Speed	Sect-3	Speed	Topspeed	laptime	pit
1	Pit Out		54.404	78.6	58.938			2:42.529		17	42.399		42.967	101.0	48.461	162.9	191.8	2:13.827	
2	49.445		48.785	91.4	56.348	150.6	166.7	2:34.578		18	42.232		42.161	92.9	49.012	162.2	191.5	2:13.405	
3	47.888		48.096	90.8	55.056	154.5	184.9	2:31.040		19	42.945		42.565	103.7	48.353	<u>170.6</u>	193.2	2:13.863	
4	45.810		46.375	97.5	53.431	156.5	190.1	2:25.616		20	41.976		42.029	<u>108.7</u>	48.969	168.2	191.5	2:12.974	
5	47.141		47.593	87.4	54.531	155.2	188.2	2:29.265		21	42.432		42.305	96.9	49.217	161.4	191.2	2:13.954	
6	46.847		46.540	94.2	56.316	157.9	190.1	2:29.703		22	43.191		42.039	101.4	48.504	161.4	189.5	2:13.734	


**FUN RACING CARS 2022 PORTIMAO**

Autódromo Internacional do Algarve

**FUN CUP**

20 - 23 October 2022

Laps and Sector Times - FREE PRATICE

Autodromo Internacional Algarve - 4652 mtr.

7	46.150	48.333	89.0	54.312	158.6	192.2	2:28.795	23	42.108	<u>41.947</u>	98.0	48.207	162.2	191.8	2:12.262
8	45.801	45.954	95.6	52.878	156.5	189.8	2:24.633	24	<u>41.419</u>	42.239	99.6	<u>48.023</u>	168.2	192.2	<u>2:11.681</u>
9	44.504	44.648	79.3	51.327	158.6	192.2	2:20.479	25	42.049	42.282	99.1	48.244	168.2	<u>193.9</u>	2:12.575
10	45.008	47.412	87.7	52.405	155.2	191.2	2:24.825	26	42.432	42.018	95.7	Pit In	164.4	191.8	2:22.471
11	45.251	44.191	90.2	50.129	158.6	192.5	2:19.571	27	Pit Out	45.414	84.3	51.678			5:52.862
12	44.534	46.056	100.7	54.779	160.0	192.5	2:25.369	28	45.805	45.670	96.1	53.329	156.5	149.6	2:24.804
13	1:00.059	59.336	66.8	56.343	156.5	183.7	2:55.738	29	57.687	44.425	96.1	51.815	155.2	85.4	2:33.927
14	46.881	44.888	95.1	50.928	162.9	184.0	2:22.697	30	43.801	43.437	90.8	50.374	160.0	190.8	2:17.612
15	44.850	44.538	88.5	Pit In	157.2	189.1	2:31.816	31	43.459	42.796	86.3	50.162	156.5	190.1	2:16.417
16	Pit Out	45.286	93.8	48.933			3:44.650	32							

456 GALPIN-PERIOCHE - RAJOELY									VW Fun Cup										
lap	Sect-1	Speed	Sect-2	Speed	Sect-3	Speed	TopSpeed	laptime	pit	lap	Sect-1	Speed	Sect-2	Speed	Sect-3	Speed	Topspeed	laptime	pit
1	Pit Out		47.847	94.5	51.021			2:26.618		16	42.852	41.939	103.5	48.415	156.5	188.2	2:13.206		
2	47.669		45.125	106.5	49.929	154.5	178.5	2:22.723		17	41.564	41.798	108.9	48.535	161.4	191.5	2:11.897		
3	45.961		44.467	101.0	50.132	156.5	189.5	2:20.560		18	41.677	42.080	101.4	48.243	162.9	<u>193.5</u>	2:12.000		
4	47.759		44.135	106.1	Pit In	150.6	181.8	2:30.841		19	41.570	43.096	101.6	Pit In	161.4	192.9	2:22.681		
5	Pit Out		43.157	107.2	49.648			4:25.211		20	Pit Out		42.062	102.6	47.818		3:20.084		
6	45.467		42.808	112.1	48.225	162.9	191.5	2:16.500		21	42.559	42.041	105.1	48.030	165.9	192.9	2:12.630		
7	43.095		43.158	<u>116.6</u>	49.606	161.4	191.8	2:15.859		22	43.734	42.314	108.7	48.356	166.7	192.9	2:14.404		
8	42.838		42.140	113.0	Pit In	161.4	191.8	2:21.998		23	41.753	42.019	102.4	48.063	162.9	191.5	2:11.835		
9	Pit Out		43.794	102.0	48.892			4:05.571		24	42.575	42.305	106.9	48.022	164.4	193.2	2:12.902		
10	42.934		43.839	104.3	48.641	162.2	192.2	2:15.414		25	42.261	41.831	108.5	47.949	165.1	191.8	2:12.041		
11	42.661		43.129	103.9	49.013	161.4	192.5	2:14.803		26	<u>41.334</u>	<u>41.656</u>	106.8	<u>47.651</u>	166.7	192.9	<u>2:10.641</u>		
12	42.264		48.415	70.2	Pit In	164.4	191.5	2:40.612		27	42.720	42.405	106.7	53.063	166.7	192.2	2:18.188		
13	Pit Out		44.116	101.9	50.510			4:29.466		28	43.344	41.752	104.1	49.301	162.2	193.2	2:14.397		
14	43.507		42.230	100.2	48.171	160.0	188.2	2:13.908		29	56.434	51.191	85.1	Pit In	<u>169.0</u>	107.4	2:49.997		
15	42.135		42.297	105.8	49.254	165.1	192.5	2:13.686		30									

462 FLANC-STIVAL-STIVAL-MILANESIO-GERONA									VW Fun Cup										
lap	Sect-1	Speed	Sect-2	Speed	Sect-3	Speed	TopSpeed	laptime	pit	lap	Sect-1	Speed	Sect-2	Speed	Sect-3	Speed	Topspeed	laptime	pit
1	Pit Out		1:02.997	73.0	1:08.868			3:06.753		14	Pit Out		55.958	83.3	1:01.175		5:08.579		
2	1:00.138		59.260	77.9	1:08.451	131.9	118.8	3:07.849		15	49.296	51.106	93.8	57.331	150.6	172.5	2:37.733		
3	1:03.397		1:01.066	69.6	1:08.847	135.3	115.0	3:13.310		16	48.192	48.808	97.1	53.867	151.9	173.6	2:30.867		
4	1:01.869		1:00.723	70.4	1:05.789	116.5	118.0	3:08.381		17	47.586	49.394	97.8	54.914	153.8	179.1	2:31.894		
5	1:00.234		58.754	77.0	Pit In	131.4	127.4	3:17.327		18	46.686	48.375	96.4	Pit In	155.8	192.5	2:39.675		
6	Pit Out		48.932	91.4	56.171			4:45.422		19	Pit Out		51.422	84.7	1:01.331		4:39.311		
7	47.826		46.468	90.5	53.449	154.5	180.6	2:27.743		20	48.837	49.892	88.6	56.241	149.4	182.7	2:34.970		
8	47.152		45.820	<u>100.4</u>	52.417	159.3	180.6	2:25.389		21	48.522	49.280	90.8	55.725	156.5	185.6	2:33.527		
9	<u>45.380</u>		47.096	95.1	51.848	<u>160.7</u>	<u>193.5</u>	<u>2:24.324</u>		22	46.314	46.042	96.1	53.195	155.2	170.9	2:25.551		
10	46.394		45.919	93.5	Pit In	160.0	191.8	2:33.280		23	55.273	54.228	85.9	1:01.516	<u>160.7</u>	128.6	2:51.017		
11	Pit Out		1:21.235	59.7	1:25.538			6:40.632		24	51.422	46.003	96.3	<u>51.374</u>	110.1	151.3	2:28.799		
12	1:12.924		1:09.843	71.0	1:18.643	110.1	114.6	3:41.410		25	46.770	<u>45.252</u>	93.9	Pit In	151.9	186.5	2:35.735		
13	1:07.234		1:05.528	66.5	Pit In	105.9	112.3	3:36.799		26									

464 LEMPEREUR-ROGER-ROUX-VERBAERE - MILANESIO									VW Fun Cup										
lap	Sect-1	Speed	Sect-2	Speed	Sect-3	Speed	TopSpeed	laptime	pit	lap	Sect-1	Speed	Sect-2	Speed	Sect-3	Speed	Topspeed	laptime	pit
1	Pit Out		50.282	90.8	54.843			2:34.124		16	<u>43.573</u>	<u>43.250</u>	100.6	49.598	160.0	189.8	<u>2:16.421</u>		
2	49.288		47.003	87.0	51.600	159.3	179.4	2:27.891		17	43.887	45.496	86.8	Pit In	158.6	191.5	2:34.410		
3	46.465		45.259	89.5	49.423	155.8	189.5	2:21.147		18	Pit Out		51.065	88.2	1:00.090		5:15.588		
4	45.300		46.094	84.4	Pit In	163.6	188.8	2:30.208		19	51.708	48.709	92.1	56.315	150.0	150.8	2:36.732		
5	Pit Out		48.090	80.1	55.302			4:24.697		20	50.509	48.979	88.1	57.266	153.2	169.5	2:36.754		
6	48.096		46.389	91.5	52.864	157.9	170.6	2:27.349		21	46.453	47.462	91.1	54.717	156.5	167.7	2:28.632		
7	45.316		44.529	95.0	50.243	162.2	192.2	2:20.088		22	47.411	46.581	93.1	Pit In	157.2	191.8	2:40.417		
8	44.009		43.564	93.2	51.128	162.2	193.5	2:18.701		23	Pit Out		47.856	94.5	52.965		4:22.540		
9	44.271		44.617	88.7	50.433	<u>163.6</u>	<u>194.9</u>	2:19.321		24	47.953	48.741	88.6	51.402	157.9	187.2	2:28.096		
10	44.460		43.702	88.5	Pit In	<u>164.4</u>	193.9	2:37.093		25	46.373	45.271	88.5	1:09.145	160.0	167.7	2:40.789		
11	Pit Out		45.105	95.5	50.075			4:13.327		26	44.527	45.412	85.6	51.211	157.9	192.9	2:21.150		
12	44.830		44.589	89.9	52.331	153.8	188.5	2:21.750		27	52.308	50.650	81.1	54.294	139.5	155.6	2:37.252		
13	48.063		55.212	63.9	54.770	137.9	172.2	2:38.045		28	54.224	45.145	86.1	51.717	127.2	103.9	2:31.086		
14	46.145		46.608	<u>101.5</u>	49.031	162.9	190.5	2:21.784		29	44.244	44.376	89.3	Pit In	157.9	191.2	2:45.257		
15	44.656		43.625	93.9	<u>48.680</u>	156.5	186.5	2:16.961		30									

466 AUSINA-DELIEGE-HEBRARD-NOUHAUD-BUIL-GUERIN									VW Fun Cup											
lap	Sect-1	Speed	Sect-2	Speed	Sect-3	Speed	TopSpeed	laptime	pit	lap	Sect-1	Speed	Sect-2	Speed	Sect-3	Speed	Topspeed	laptime	pit	
1	Pit Out		57.994	73.5	1:04.914			3:02.478		12	53.742		54.444	92.5	1:02.127	137.9	154.5	2:50.313		
2	58.102		55.250	79.4	1:03.374	140.1	125.4	2:56.726		13	54.936		54.278	94.4	1:02.935	138.5	156.5	2:52.149		
3	57.710		57.256	83.0	Pit In	136.9	132.2	3:12.995		14	53.813		54.458	89.6	Pit In	136.9	155.2	3:00.224		


**FUN RACING CARS 2022 PORTIMAO**

Autódromo Internacional do Algarve

**FUN CUP**

20 - 23 October 2022

Laps and Sector Times - FREE PRATICE

Autodromo Internacional Algarve - 4652 mtr.

4	Pit Out	59.473	81.0	1:04.133			5:13.355	15	Pit Out	55.571	77.0	1:07.301			5:49.401
5	53.845	57.086	85.6	1:02.614	141.7	155.4	2:53.545	16	52.549	55.562	76.5	1:03.165	144.0	169.3	2:51.276
6	53.552	53.977	83.8	Pit In	134.8	138.5	3:52.004	17	52.124	54.805	72.2	1:05.418	144.0	<u>172.0</u>	2:52.347
7	Pit Out	1:02.140	81.8	1:07.970			6:05.827	18	53.121	56.366	74.5	Pit In	136.9	157.2	3:06.992
8	58.785	56.073	86.7	1:05.891	135.8	143.6	3:00.749	19	Pit Out	54.420	92.5	1:00.568			4:59.094
9	59.276	1:01.225	67.3	1:21.642	147.5	150.6	3:22.143	20	53.714	54.258	81.5	1:01.977	150.0	160.7	2:49.949
10	1:11.784	56.766	86.9	Pit In	73.9	97.8	3:28.126	21	1:08.284	50.895	92.2	<u>54.664</u>	79.6	79.9	2:53.843
11	Pit Out	58.404	83.3	1:04.908			5:07.528	22	<u>47.868</u>	49.502	84.2	56.313	152.5	148.6	<u>2:33.683</u>

467 BONNETTO-FIDELE-FIDELE										VW Fun Cup									
lap	Sect-1	Speed	Sect-2	Speed	Sect-3	Speed	TopSpeed	laptime	pit	lap	Sect-1	Speed	Sect-2	Speed	Sect-3	Speed	Topspeed	laptime	pit
1	Pit Out		52.000	84.6	55.227			2:38.464		6	43.000		44.904	86.3	51.943	161.4	190.8	2:19.847	
2	47.399		48.455	94.2	51.247	151.9	185.2	2:27.101		7	51.098		45.895	89.2	51.563	146.3	108.9	2:28.556	
3	46.486		45.800	98.1	49.214	158.6	190.1	2:21.500		8	42.745		42.583	103.0	49.154	<u>164.4</u>	<u>192.9</u>	2:14.482	
4	46.260		44.776	101.1	49.786	162.9	192.2	2:20.822		9	42.466		<u>41.691</u>	<u>109.4</u>	<u>48.951</u>	161.4	187.8	<u>2:13.108</u>	
5	54:00.259		45.971	100.5	48.972	<u>164.4</u>	190.1	55:35.202		10									

468 VALLET-MIGAUT-HERGAULT										VW Fun Cup									
lap	Sect-1	Speed	Sect-2	Speed	Sect-3	Speed	TopSpeed	laptime	pit	lap	Sect-1	Speed	Sect-2	Speed	Sect-3	Speed	Topspeed	laptime	pit
1	Pit Out		49.343	90.5	52.780			2:30.219		16	43.785		42.437	92.9	48.193	162.2	192.2	2:14.415	
2	48.811		45.567	93.4	49.852	156.5	187.8	2:24.230		17	46.023		43.456	90.2	49.899	165.9	192.2	2:19.378	
3	45.805		44.759	93.4	50.682	161.4	184.9	2:21.246		18	43.396		43.416	97.3	48.992	165.1	<u>193.5</u>	2:15.804	
4	44.894		46.014	95.4	51.193	160.0	185.6	2:22.101		19	43.254		42.635	95.6	Pit In	165.9	191.8	2:22.115	
5	47.902		46.458	96.8	50.009	165.9	184.0	2:24.369		20	Pit Out		44.367	102.9	48.732			5:20.100	
6	43.904		45.475	100.5	51.678	161.4	193.2	2:21.057		21	42.887		41.856	101.0	48.975	162.9	191.5	2:13.718	
7	43.930		43.027	96.6	49.388	160.7	<u>192.2</u>	2:16.345		22	43.178		42.189	<u>114.8</u>	48.325	165.1	193.2	2:13.692	
8	44.094		42.833	107.1	49.407	162.9	<u>193.5</u>	2:16.334		23	<u>41.695</u>		42.817	109.1	48.072	<u>169.0</u>	192.9	2:12.584	
9	43.083		43.218	95.8	48.969	160.7	189.8	2:15.270		24	41.898		43.241	103.7	48.367	167.4	192.9	2:13.506	
10	43.044		42.917	99.1	Pit In	160.0	189.5	2:24.394		25	42.856		42.232	97.4	48.179	167.4	192.5	2:13.267	
11	Pit Out		1:00.628	67.0	1:21.406		5:29.806			26	42.416		41.977	112.1	<u>47.920</u>	165.1	190.5	2:12.313	
12	56.472		44.947	84.9	49.796	74.5	110.8	2:31.215		27	44.399		50.341	82.9	1:00.538	164.4	190.8	2:35.278	
13	44.358		43.682	94.5	49.682	159.3	187.5	2:17.722		28	1:08.262		45.651	95.0	51.014	79.5	81.4	2:44.927	
14	43.960		44.277	86.0	49.178	160.7	188.8	2:17.415		29	42.855		43.239	90.8	48.026	167.4	193.2	2:14.120	
15	43.302		43.108	92.5	48.822	164.4	191.2	2:15.232		30	41.821		<u>41.600</u>	107.1	48.002	164.4	192.5	<u>2:11.423</u>	

470 BROUESSE-LODS-MENNECHET-MOTA-NOUVEAU-RAQUIN										VW Fun Cup									
lap	Sect-1	Speed	Sect-2	Speed	Sect-3	Speed	TopSpeed	laptime	pit	lap	Sect-1	Speed	Sect-2	Speed	Sect-3	Speed	Topspeed	laptime	pit
1	Pit Out		45.615	95.2	51.305			2:20.866		17	43.325		44.699	103.3	50.530	157.9	188.8	2:18.554	
2	45.662		45.072	104.9	49.813	157.2	185.9	2:20.547		18	43.247		44.182	111.9	49.720	157.2	184.3	2:17.149	
3	46.323		44.528	106.8	51.193	159.3	189.5	2:27.905		19	42.868		44.230	107.8	49.339	164.4	191.2	2:16.437	
4	Pit Out		47.218	90.6	52.413			3:40.273		20	43.034		43.383	117.5	50.294	162.2	191.5	2:16.711	
5	47.098		47.785	100.4	51.975	156.5	177.9	2:26.858		21	44.284		43.643	<u>119.2</u>	49.973	159.3	186.2	2:17.900	
6	45.785		45.467	90.6	50.747	155.8	185.2	2:21.999		22	45.435		44.743	110.0	50.051	159.3	188.8	2:20.229	
7	47.034		47.347	90.8	53.881	162.2	185.9	2:28.262		23	43.618		43.565	108.4	49.873	164.4	189.5	2:17.056	
8	46.231		45.071	92.2	50.944	155.8	189.8	2:22.246		24	43.477		42.974	106.5	<u>49.072</u>	162.2	187.8	2:15.523	
9	45.440		44.415	97.7	51.514	160.7	189.5	2:21.369		25	43.541		43.002	107.4	Pit In	162.9	<u>191.8</u>	2:26.777	
10	46.075		44.289	91.2	50.092	156.5	184.9	2:20.456		26	Pit Out		43.556	98.0	49.472			4:58.513	
11	45.818		43.676	98.1	50.542	162.9	178.8	2:20.036		27	43.828		44.696	89.1	49.508	163.6	191.5	2:18.032	
12	44.883		43.747	100.9	53.027	158.6	190.5	2:21.657		28	45.335		48.845	86.7	59.019	160.0	189.8	2:33.199	
13	50.067		50.893	52.1	Pit In	140.1	150.2	3:02.667		29	57.508		47.112	92.5	49.200	114.6	126.8	2:33.820	
14	Pit Out		45.157	105.0	53.926			3:52.210		30	43.911		43.301	98.4	49.493	157.2	184.3	2:16.705	
15	44.416		43.967	99.6	52.418	155.2	187.2	2:20.801		31	<u>42.425</u>		<u>42.645</u>	96.7	49.521	<u>165.1</u>	191.5	<u>2:14.591</u>	
16	45.889		43.938	106.3	51.251	155.2	184.6	2:21.078		32									

471 BRIAND-CHARDÈS-CORREIA-GROUALLE-COGARD										VW Fun Cup									
lap	Sect-1	Speed	Sect-2	Speed	Sect-3	Speed	TopSpeed	laptime	pit	lap	Sect-1	Speed	Sect-2	Speed	Sect-3	Speed	Topspeed	laptime	pit
1	Pit Out		52.035	96.3	55.329			2:46.240		16	43.732		43.891	103.1	49.677	164.4	<u>193.5</u>	2:17.300	
2	49.849		47.938	93.7	53.484	156.5	170.1	2:31.271		17	43.773		44.550	103.3	<u>49.523</u>	163.6	191.8	2:17.846	
3	48.161		46.381	102.0	52.061	157.9	174.5	2:26.603		18	43.512		43.724	109.3	50.383	159.3	190.1	2:17.619	
4	47.295		46.853	105.8	50.860	155.2	187.8	2:25.008		19	<u>43.003</u>		<u>43.144</u>	104.3	Pit In	163.6	192.2	2:28.673	
5	46.381		45.196	108.9	51.227	160.0	186.9	2:22.804		20	Pit Out		45.541	97.7	52.421			3:41.914	
6	46.079		44.482	111.0	50.275	157.2	185.2	2:20.836		21	1:02.432		49.065	95.5	51.537	158.6	188.2	2:43.034	
7	46.798		43.533	108.2	51.718	160.0	188.2	2:22.049		22	44.800		44.126	108.4	51.306	160.7	191.5	2:20.232	
8	45.295		44.274	103.3	49.924	164.4	<u>193.5</u>	2:19.493		23	45.782		43.832	108.5	51.379	161.4	191.8	2:20.993	
9	44.039		43.545	103.6	49.686	164.4	191.5	<u>2:17.270</u>		24	45.223		44.661	108.4	50.655	165.1	192.9	2:20.539	
10	45.359		44.373	<u>111.7</u>	Pit In	162.9	192.2	2:27.985		25	43.687		43.551	106.8	50.674	<u>165.9</u>	192.2	2:17.912	
11	Pit Out		46.689	96.0	53.340			6:18.562		26	44.650		43.426	102.8	50.102	160.0	191.2	2:18.178	
12	51.377		59.852	68.1	1:20.199	151.9	145.2	3:11.428		27	44.305		43.804	108.2	50.654	160.7	188.2	2:18.763	




**FUN RACING CARS 2022 PORTIMAO**

Autódromo Internacional do Algarve

**FUN CUP**

20 - 23 October 2022

Laps and Sector Times - FREE PRATICE

Autodromo Internacional Algarve - 4652 mtr.

13	56.845	46.712	99.1	50.232	74.8	110.5	2:33.789	28	45.831	43.997	103.0	Pit In	164.4	191.8	2:37.466
14	44.053	44.765	101.2	51.791	164.4	191.8	2:20.609	29	Pit Out	47.191	93.0	50.166			6:10.143
15	43.789	43.635	101.4	50.329	159.3	191.5	2:17.753	30							

472 COOX-DEPAEPE									VW Fun Cup								
lap	Sect-1	Speed	Sect-2	Speed	Sect-3	Speed	TopSpeed	laptime pit	lap	Sect-1	Speed	Sect-2	Speed	Sect-3	Speed	Topspeed	laptime pit
1	Pit Out		47.538	98.2	51.456			2:20.604	13	41.687		<u>41.584</u>	112.5	48.554	161.4	192.5	2:11.825
2	43.439		44.155	101.5	47.977	157.9	190.1	2:15.571	14	<u>41.369</u>		42.200	99.5	48.339	165.1	192.9	2:11.908
3	43.056		42.955	111.2	48.561	165.1	191.8	2:14.572	15	43.691		42.819	97.4	48.520	168.2	<u>193.9</u>	2:15.030
4	42.100		42.064	105.8	48.210	165.9	191.5	2:12.374	16	41.891		42.841	108.9	47.946	166.7	193.2	2:12.678
5	42.127		42.542	111.6	<u>47.744</u>	165.9	191.8	2:12.413	17	44.435		46.545	78.4	1:03.503	170.6	<u>193.9</u>	2:34.483
6	41.690		41.710	108.4	48.005	166.7	192.2	<u>2:11.405</u>	18	49.777		42.318	107.8	48.176	150.6	172.0	2:20.271
7	41.664		44.132	105.7	Pit In	167.4	192.5	2:25.592	19	48.506		56.768	85.6	56.864	169.0	150.8	2:42.138
8	Pit Out		45.077	97.0	Pit In			9:03.600	20	43.790		42.411	104.3	48.366	<u>173.9</u>	185.6	2:14.567
9	Pit Out		43.220	95.7	50.383			3:21.825	21	42.540		42.851	97.6	48.296	168.2	193.2	2:13.687
10	42.185		42.660	103.6	49.676	163.6	192.2	2:14.521	22	41.626		42.349	90.8	48.934	168.2	191.5	2:12.909
11	42.209		41.979	<u>114.0</u>	1:00.903	162.9	191.5	2:25.091	23	41.427		41.873	99.1	Pit In	169.0	193.5	2:34.271
12	42.243		42.564	109.5	50.194	163.6	191.5	2:15.001	24								

474 DELOCHE-BURDET-BULLY									VW Fun Cup								
lap	Sect-1	Speed	Sect-2	Speed	Sect-3	Speed	TopSpeed	laptime pit	lap	Sect-1	Speed	Sect-2	Speed	Sect-3	Speed	Topspeed	laptime pit
1	Pit Out		49.559	87.4	52.796			2:31.307	15	41.863		41.963	105.1	48.253	161.4	191.8	2:12.079
2	44.364		44.414	104.3	51.548	161.4	188.2	2:20.326	16	42.548		41.263	<u>111.1</u>	48.267	162.9	184.0	2:12.078
3	44.356		43.307	102.4	49.369	153.2	187.8	2:17.032	17	42.191		41.413	100.9	48.106	162.9	191.8	2:11.710
4	43.316		42.751	106.6	49.515	164.4	190.1	2:15.582	18	41.884		41.556	102.4	48.229	162.9	191.2	2:11.669
5	44.594		43.141	101.5	48.859	165.1	188.8	2:16.594	19	41.812		41.328	101.2	Pit In	161.4	190.8	2:18.877
6	43.017		42.394	103.2	48.435	166.7	191.8	2:13.846	20	Pit Out		41.297	102.0	48.668			7:10.206
7	44.577		42.711	103.3	48.780	167.4	192.2	2:16.068	21	41.549		41.400	110.3	47.738	162.2	190.8	2:10.687
8	43.984		43.111	93.4	Pit In	162.2	192.5	2:24.905	22	42.411		42.431	102.8	47.757	<u>168.2</u>	192.2	2:12.599
9	Pit Out		43.335	94.7	48.816			4:01.220	23	41.613		41.477	108.3	<u>47.555</u>	161.4	191.5	<u>2:10.645</u>
10	42.656		42.132	108.4	48.600	165.9	193.2	2:13.388	24	<u>41.237</u>		<u>41.182</u>	106.5	Pit In	165.1	<u>194.2</u>	2:18.612
11	42.376		41.546	107.1	48.470	160.7	189.1	2:12.392	25	Pit Out		49.771	84.0	1:08.380			6:09.686
12	49.842		48.853	69.5	Pit In	162.2	174.2	2:55.384	26	1:07.128		44.229	92.6	48.329	85.9	79.2	2:39.686
13	Pit Out		41.834	110.3	48.844			3:49.678	27	42.162		41.790	102.0	47.913	160.7	187.2	2:11.865
14	42.042		41.896	96.4	48.605	160.7	191.2	2:12.543	28	41.686		41.604	99.7	48.252	160.7	190.1	2:11.542

475 COURBARD-SODERHOLM-VAUGELAS-LOPEZ									VW Fun Cup								
lap	Sect-1	Speed	Sect-2	Speed	Sect-3	Speed	TopSpeed	laptime pit	lap	Sect-1	Speed	Sect-2	Speed	Sect-3	Speed	Topspeed	laptime pit
1	Pit Out		53.019	72.4	58.898			2:45.385	8	46.124		45.345	96.9	51.782	155.8	187.5	2:23.251
2	54.215		50.855	83.8	54.629	132.8	160.7	2:39.699	9	45.760		45.429	97.7	Pit In	157.2	188.5	2:38.320
3	48.365		49.422	78.5	56.322	153.8	183.1	2:34.109	10	Pit Out		45.960	100.0	53.920			44:09.325
4	45.863		46.375	95.7	54.309	157.2	190.1	2:26.547	11	45.692		44.639	109.8	59.298	153.2	187.2	2:29.629
5	47.338		47.629	91.6	52.432	157.2	<u>191.8</u>	2:27.399	12	49.787		47.171	100.7	1:01.160	139.0	138.1	2:38.118
6	44.234		45.074	98.1	51.243	<u>160.0</u>	<u>191.8</u>	2:20.551	13	45.147		43.881	108.9	<u>51.209</u>	138.5	181.5	<u>2:20.237</u>
7	44.814		45.008	103.7	54.675	157.9	190.8	2:24.497	14	45.641		44.350	106.3	51.889	155.8	184.0	2:21.880

481 ROSOUX-HUON-MORENHAOUT-DE WILDE									VW Fun Cup								
lap	Sect-1	Speed	Sect-2	Speed	Sect-3	Speed	TopSpeed	laptime pit	lap	Sect-1	Speed	Sect-2	Speed	Sect-3	Speed	Topspeed	laptime pit
1	Pit Out		44.423	96.3	48.475			2:17.849	13	1:12.541		59.696	75.8	59.999	158.6	76.3	3:12.236
2	44.376		43.373	103.3	48.185	<u>167.4</u>	191.8	2:15.934	14	43.449		42.097	101.7	48.851	156.5	192.2	2:14.397
3	43.619		42.555	106.6	48.756	162.2	191.5	2:14.930	15	43.290		42.050	105.8	50.095	158.6	188.8	2:15.435
4	42.968		42.751	96.7	<u>47.579</u>	162.2	192.5	2:13.298	16	42.429		41.999	100.6	48.278	157.2	189.8	2:12.706
5	45.290		42.365	99.4	Pit In	160.7	192.2	2:23.322	17	42.234		42.222	106.4	49.017	160.0	191.8	2:13.473
6	Pit Out		43.196	100.9	49.059			4:02.645	18	42.675		42.388	105.0	48.766	163.6	184.0	2:13.829
7	43.527		42.896	105.0	48.715	162.9	191.8	2:15.138	19	42.007		41.991	<u>108.9</u>	48.181	165.1	192.5	<u>2:12.179</u>
8	52.018		42.676	103.9	49.831	165.1	<u>193.5</u>	2:24.525	20	<u>41.587</u>		<u>41.655</u>	103.9	Pit In	162.9	192.9	2:20.267
9	42.913		42.607	106.4	49.217	157.9	190.8	2:14.737	21	Pit Out		43.446	95.8	49.199			6:16.793
10	44.232		44.647	96.5	49.450	163.6	193.2	2:18.329	22	41.838		42.233	97.1	48.530	161.4	192.5	2:12.601
11	43.607		44.029	101.0	49.037	159.3	192.5	2:16.673	23	42.451		42.212	94.3	48.642	165.9	192.2	2:13.305
12	43.040		42.488	107.5	49.292	162.9	192.2	2:14.820	24	41.936		42.398	97.6	Pit In	161.4	192.5	10:57.998

482 CHARPENTIER-LE GUIL-ROGER									VW Fun Cup								
lap	Sect-1	Speed	Sect-2	Speed	Sect-3	Speed	TopSpeed	laptime pit	lap	Sect-1	Speed	Sect-2	Speed	Sect-3	Speed	Topspeed	laptime pit
1	Pit Out		48.658	92.7	53.802			2:28.310	15	43.055		<u>41.513</u>	<u>111.1</u>	48.876	162.9	189.8	2:13.444
2	46.506		46.051	96.8	51.364	154.5	186.5	2:23.921	16	<u>41.583</u>		42.184	106.5	48.403	164.4	192.2	2:12.170
3	44.205		43.471	106.0	50.313	157.9	189.8	2:17.989	17	41.714		41.707	106.0	48.187	165.1	191.8	2:11.608
4	43.703		42.822	105.4	49.903	160.0	191.8	2:16.428	18	41.759		41.672	106.1	<u>48.048</u>	<u>166.7</u>	192.5	<u>2:11.479</u>


**FUN RACING CARS 2022 PORTIMAO**

Autódromo Internacional do Algarve

**FUN CUP**

20 - 23 October 2022

**Laps and Sector Times - FREE PRATICE**

Autodromo Internacional Algarve - 4652 mtr.

5	43.704	43.458	97.0	48.901	163.6	192.2	2:16.063	19	41.766	42.195	101.8	Pit In	165.1	191.5	2:23.199
6	42.986	43.260	95.6	49.259	164.4	191.8	2:15.505	20	Pit Out	43.453	103.6	49.720			4:29.340
7	44.079	42.728	96.3	49.913	165.9	<u>193.5</u>	2:16.720	21	41.818	42.174	110.1	48.981	<u>166.7</u>	193.2	2:12.973
8	42.778	43.671	100.1	48.796	160.0	191.5	2:15.245	22	41.819	42.532	108.9	49.115	<u>166.7</u>	192.9	2:13.466
9	44.273	45.058	100.2	48.540	161.4	191.8	2:17.871	23	42.047	42.849	103.4	49.361	162.2	191.5	2:14.257
10	42.385	42.420	100.7	Pit In	162.2	191.5	2:23.662	24	42.120	42.259	105.4	49.036	161.4	191.8	2:13.415
11	Pit Out	43.908	91.6	50.134			6:37.222	25	42.248	43.244	89.7	52.112	163.6	192.2	2:17.604
12	43.326	42.692	97.1	49.493	159.3	186.5	2:15.511	26	42.072	41.902	110.1	48.999	162.9	189.8	2:12.973
13	42.301	42.912	91.4	48.498	158.6	189.8	2:13.711	27	52.243	49.553	85.6	Pit In	162.2	137.8	2:50.472
14	42.054	43.176	106.8	48.977	162.9	191.5	2:14.207	28							

483 JOUVE-MALAPELLE-WROBLEWSKI								VW Fun Cup												
lap	Sect-1	Speed	Sect-2	Speed	Sect-3	Speed	TopSpeed	laptime	pit	lap	Sect-1	Speed	Sect-2	Speed	Sect-3	Speed	Topspeed	laptime	pit	
1	Pit Out		49.999	83.2	57.169			2:35.048		16	45.123		45.500	80.0	52.691	160.0	192.2	2:23.314		
2	48.610		49.843	87.7	58.464	151.3	186.5	2:36.917		17	45.723		45.190	96.2	52.369	155.8	178.8	2:23.282		
3	48.511		49.667	88.4	53.883	151.9	187.5	2:32.061		18	44.306		44.195	89.4	49.341	153.2	184.0	2:17.842		
4	46.015		47.075	92.9	51.941	157.9	192.2	2:25.031		19	44.323		46.042	92.4	49.808	162.2	190.5	2:20.173		
5	46.884		46.209	91.4	51.994	155.8	186.9	2:25.087		20	45.925		45.208	100.2	Pit In	160.0	184.9	2:34.129		
6	46.316		45.769	96.3	51.818	158.6	185.6	2:23.903		21	Pit Out		44.077	<u>103.6</u>	48.836			3:35.004		
7	45.218		45.624	88.9	51.522	157.2	189.5	2:22.364		22	42.260		42.520	95.1	49.542	162.2	191.5	2:14.322		
8	45.526		45.758	93.0	53.010	160.0	192.2	2:24.294		23	42.083		42.961	96.6	49.921	160.7	190.8	2:14.965		
9	45.583		46.011	97.3	50.341	157.9	189.1	2:21.935		24	43.195		43.056	90.2	48.238	157.9	191.5	2:14.489		
10	44.264		45.334	98.6	Pit In	160.7	191.8	2:35.239		25	<u>41.890</u>		<u>42.090</u>	102.0	<u>47.915</u>	162.9	191.8	<u>2:11.895</u>		
11	Pit Out		50.890	71.0	59.930			6:35.507		26	42.406		45.336	86.9	Pit In	<u>169.0</u>	192.2	2:29.240		
12	53.894		50.696	76.5	54.937	130.9	133.5	2:39.527		27	Pit Out		51.950	77.8	1:05.349			5:26.921		
13	49.564		47.226	91.8	53.588	155.8	168.8	2:30.378		28	45.759		43.799	100.4	50.022	142.3	181.2	2:19.580		
14	51.515		49.412	87.0	55.105	155.2	175.0	2:36.032		29	43.406		43.396	93.8	49.116	160.0	191.8	2:15.918		
15	46.892		48.102	84.6	51.052	160.0	174.8	2:26.046		30										

484 DAMBI ELLE-GALI ANA-TODI SCO								VW Fun Cup												
lap	Sect-1	Speed	Sect-2	Speed	Sect-3	Speed	TopSpeed	laptime	pit	lap	Sect-1	Speed	Sect-2	Speed	Sect-3	Speed	Topspeed	laptime	pit	
1	Pit Out		46.319	96.8	49.022			2:22.280		11	43.700		43.306	94.6	Pit In	162.2	191.5	2:27.177		
2	45.974		44.592	104.9	49.111	164.4	192.2	2:19.677		12	Pit Out		42.711	102.5	<u>48.339</u>			4:53.053		
3	45.308		44.087	94.4	49.420	165.1	191.5	2:18.815		13	42.743		<u>42.182</u>	102.3	49.557	165.9	192.2	2:14.482		
4	44.076		43.957	98.8	50.664	162.9	193.2	2:18.697		14	44.354		47.208	60.1	1:02.822	158.6	180.9	2:34.384		
5	44.295		43.175	106.0	49.150	157.9	185.2	2:16.620		15	<u>42.111</u>		43.969	95.8	48.864	160.7	189.1	2:14.944		
6	43.726		43.013	100.1	49.301	163.6	192.2	2:16.040		16	43.636		46.679	81.7	1:00.798	159.3	189.8	2:31.113		
7	45.215		43.271	99.9	48.809	163.6	<u>193.5</u>	2:17.295		17	42.798		42.913	<u>111.6</u>	Pit In	160.0	180.6	2:22.521		
8	43.463		43.472	102.9	49.099	<u>169.0</u>	192.9	2:16.034		18	Pit Out		43.191	100.7	49.120			36:02.563		
9	43.179		42.553	103.6	48.551	160.7	192.2	2:14.283		19	42.382		42.426	102.5	48.755	160.7	186.5	<u>2:13.563</u>		
10	43.353		42.645	95.3	51.365	<u>169.0</u>	192.9	2:17.363		20										

487 QUEDE-PENNISI								VW Fun Cup												
lap	Sect-1	Speed	Sect-2	Speed	Sect-3	Speed	TopSpeed	laptime	pit	lap	Sect-1	Speed	Sect-2	Speed	Sect-3	Speed	Topspeed	laptime	pit	
1	Pit Out		53.077	78.3	56.658			2:38.634		13	44.021		42.958	99.7	50.026	162.9	193.2	2:17.005		
2	47.085		47.580	83.3	54.135	151.3	184.9	2:28.800		14	43.558		43.435	104.4	49.848	161.4	192.5	2:16.841		
3	46.063		44.966	97.1	51.461	160.0	191.5	2:22.490		15	42.947		42.841	96.8	50.648	160.7	190.8	2:16.436		
4	45.523		44.300	86.5	51.275	157.9	191.2	2:21.098		16	42.404		42.320	101.1	49.283	162.9	191.2	2:14.007		
5	44.210		46.486	90.9	51.963	157.9	192.2	2:22.659		17	42.478		<u>42.124</u>	101.2	53.772	162.2	<u>193.5</u>	2:18.374		
6	46.875		45.513	86.2	50.501	160.7	192.2	2:22.889		18	44.904		42.360	97.7	Pit In	134.8	172.8	2:26.024		
7	44.461		45.657	96.2	50.845	158.6	193.2	2:20.963		19	Pit Out		43.580	89.7	51.078			7:58.801		
8	44.314		43.457	92.7	49.289	162.9	192.9	2:17.060		20	43.124		43.008	<u>107.2</u>	<u>48.429</u>	162.9	192.5	2:14.561		
9	44.402		43.599	105.0	Pit In	161.4	192.2	2:27.881		21	44.218		42.574		48.467	<u>169.0</u>	191.2	2:15.259		
10	Pit Out		51.838	78.8	1:01.916			10:18.252		22	<u>42.153</u>		42.967	94.5	48.757	166.7	192.9	<u>2:13.877</u>		
11	52.053		45.325	101.0	51.482	105.6	126.5	2:28.860		23	43.500		43.393		Pit In	168.2	182.1	2:26.609		
12	44.576		43.435		50.198	157.2	185.2	2:18.209		24										

488 BALTHAZAR-SCHROEDER-SCHROEDER-SCHROEDER								VW Fun Cup											
lap	Sect-1	Speed	Sect-2	Speed	Sect-3	Speed	TopSpeed	laptime	pit	lap	Sect-1	Speed	Sect-2	Speed	Sect-3	Speed	Topspeed	laptime	pit
1	Pit Out		45.844	97.8	49.389			2:18.682		18	43.165		42.520	94.4	48.560	165.9	<u>194.6</u>	2:14.245	
2	44.626		43.797	103.1	48.850	160.0	188.2	2:17.273		19	42.314		42.155	101.0	48.898	159.3	185.6	2:13.367	
3	45.388		43.683	102.1	Pit In	158.6	190.5	2:22.983		20	42.014		41.859	100.2	48.105	161.4	191.8	<u>2:11.978</u>	
4	Pit Out		45.830	96.1	49.633			4:02.124		21	42.052		42.742	97.9	51.773	168.2	192.5	2:16.567	
5	45.130		44.624	95.6	49.505	162.2	192.9	2:19.259		22	44.052		43.989	85.9	<u>47.962</u>	153.2	192.9	2:16.003	
6	44.198		44.159	94.0	49.751	159.3	190.1	2:18.108		23	42.628		42.677	106.8	48.673	164.4	187.5	2:13.978	
7	43.841		43.484	100.7	48.520	161.4	191.2	2:15.845		24	<u>41.766</u>		42.252	93.7	49.513	160.7	189.5	2:13.531	
8	43.494		44.342	92.9	49.582	164.4	191.5	2:17.418		25	42.119		<u>41.796</u>	100.6	48.118	159.3	189.5	2:12.033	
9	43.519		45.658	95.0	48.251	167.4	192.5	2:17.428		26	42.903		42.379	98.8	Pit In	165.9	192.5	2:21.827	


**FUN RACING CARS 2022 PORTIMAO**

Autódromo Internacional do Algarve

**FUN CUP**

20 - 23 October 2022

**Laps and Sector Times - FREE PRATICE**

Autodromo Internacional Algarve - 4652 mtr.

10	42.818	42.722	93.3	48.401	165.9	192.2	2:13.941	27	Pit Out	43.853	99.2	51.514			4:10.322
11	43.353	42.928	98.6	48.358	<u>169.0</u>	192.5	2:14.639	28	43.520	44.607	90.7	49.519	150.6	186.5	2:17.646
12	44.883	43.486	102.5	48.195	167.4	192.5	2:16.564	29	42.975	43.240	97.9	49.346	159.3	186.5	2:15.561
13	43.582	42.838	111.1	49.214	167.4	193.2	2:15.634	30	43.203	42.573	99.2	54.030	160.0	186.5	2:19.806
14	43.686	42.648	96.3	Pit In	164.4	191.8	2:22.368	31	47.755	45.753	89.6	56.902	132.4	146.1	2:30.410
15	Pit Out	42.360	102.6	49.903			5:38.128	32	43.941	42.914	102.7	49.061	146.3	180.9	2:15.916
16	43.552	42.585	110.9	48.909	161.4	192.2	2:15.046	33	42.730	43.523	94.4	Pit In	160.0	186.5	2:27.408
17	43.467	42.868	<u>112.4</u>	49.449	164.4	194.2	2:15.784	34							

489 OOMS-CAPRASSE-NI VARLET									VW Fun Cup										
lap	Sect-1	Speed	Sect-2	Speed	Sect-3	Speed	TopSpeed	laptime	pit	lap	Sect-1	Speed	Sect-2	Speed	Sect-3	Speed	Topspeed	laptime	pit
1	Pit Out		45.925	95.7	51.591			2:20.583		16	42.346		43.045	108.0	48.898	158.6	189.5	2:14.289	
2	47.003		45.542	100.4	51.462	158.6	189.8	2:24.007		17	42.319		41.719	104.1	48.030	167.4	193.5	2:12.068	
3	45.122		44.621	97.8	50.580	160.7	189.5	2:20.323		18	42.254		42.420	105.9	Pit In	166.7	193.5	2:23.845	
4	44.941		44.784	100.1	51.901	160.0	191.5	2:21.626		19	Pit Out		42.130	103.9	48.777			5:05.960	
5	44.105		43.376	103.4	48.784	162.2	192.5	2:16.265		20	41.982		42.092	106.1	48.015	160.0	191.5	2:12.089	
6	44.708		43.963	97.6	49.905	164.4	<u>193.9</u>	2:18.576		21	42.202		42.541	96.9	48.164	161.4	191.5	2:12.907	
7	44.430		43.564	92.9	49.067	161.4	192.5	2:17.061		22	42.236		41.934	103.3	48.224	162.2	190.5	2:12.394	
8	43.837		43.050	102.5	50.620	162.9	192.9	2:17.507		23	41.955		42.143	103.9	48.365	164.4	192.5	2:12.463	
9	43.501		42.530	100.8	49.131	156.5	188.2	2:15.162		24	42.310		41.943	103.0	Pit In	161.4	191.8	2:20.549	
10	42.884		42.825	95.7	Pit In	161.4	190.1	2:22.645		25	Pit Out		42.260	105.9	48.587			5:35.764	
11	Pit Out		41.685	106.8	47.531			4:03.068		26	41.633		42.088	106.9	47.897	163.6	192.2	2:11.618	
12	41.571		41.461	<u>109.6</u>	47.310	164.4	192.2	2:10.342		27	41.848		41.614	105.9	48.360	<u>168.2</u>	<u>193.9</u>	2:11.822	
13	41.407		<u>40.820</u>	99.7	46.901	165.9	191.8	2:09.128		28	41.724		41.625	102.8	Pit In	162.9	192.2	2:32.823	
14	<u>41.316</u>		42.326	108.1	Pit In	163.6	192.2	2:34.537		29	Pit Out		41.134	107.8	47.423			5:16.416	
15	Pit Out		43.630	99.2	48.780			5:15.330		30	41.569		40.847	104.3	<u>46.663</u>	162.2	190.1	<u>2:09.079</u>	

490 BALCAEN-CASTELEIN-CASTELEIN									VW Fun Cup										
lap	Sect-1	Speed	Sect-2	Speed	Sect-3	Speed	TopSpeed	laptime	pit	lap	Sect-1	Speed	Sect-2	Speed	Sect-3	Speed	Topspeed	laptime	pit
1	Pit Out		44.130	102.6	49.619			2:16.517		9	<u>41.725</u>		41.754	108.2	<u>47.956</u>	166.7	193.2	2:11.435	
2	44.233		42.524	107.6	48.509	163.6	192.9	2:15.266		10	43.602		42.974	107.1	Pit In	166.7	<u>193.9</u>	2:24.870	
3	42.381		42.231	104.1	48.908	162.2	192.5	2:13.520		11	Pit Out		42.337	101.3	49.877			4:20.302	
4	42.179		42.318	109.4	48.961	162.2	191.2	2:13.458		12	43.387		42.108	106.2	48.670	166.7	191.5	2:14.165	
5	42.671		41.752	105.5	49.645	164.4	193.2	2:14.068		13	42.723		42.716	97.5	48.474	160.7	191.2	2:13.913	
6	41.992		42.293	101.3	51.282	160.7	191.8	2:15.567		14	42.975		42.014	102.3	48.533	161.4	180.9	2:13.522	
7	42.794		41.827	105.0	47.979	148.8	183.1	2:12.600		15	42.042		43.056	100.5	Pit In	<u>168.2</u>	192.9	2:35.047	
8	41.852		<u>41.421</u>	<u>111.9</u>	48.022	165.9	191.8	<u>2:11.295</u>		16									

492 CAILLON-CHAPUZET-RENAUT									VW Fun Cup										
lap	Sect-1	Speed	Sect-2	Speed	Sect-3	Speed	TopSpeed	laptime	pit	lap	Sect-1	Speed	Sect-2	Speed	Sect-3	Speed	Topspeed	laptime	pit
1	Pit Out		46.738	90.8	50.648			2:24.786		15	Pit Out		42.694	104.4	48.502			4:20.005	
2	45.969		44.902	91.9	49.462	157.9	188.8	2:20.333		16	42.195		42.238	96.9	48.401	162.9	191.2	2:12.834	
3	45.297		45.554	106.3	49.237	161.4	191.8	2:20.088		17	42.367		42.545	97.2	49.618	160.0	191.5	2:14.530	
4	45.524		47.065	88.0	50.008	160.7	190.8	2:22.597		18	42.085		42.592	107.1	49.857	160.0	190.1	2:14.534	
5	44.277		44.702	107.0	48.351	160.7	191.8	2:17.330		19	42.631		42.754	105.3	48.662	157.2	188.2	2:14.047	
6	43.816		43.581	102.9	48.346	161.4	191.2	2:15.743		20	41.953		41.707	<u>112.7</u>	47.973	162.9	190.1	2:11.633	
7	43.193		45.864	104.1	48.841	165.1	191.2	2:17.898		21	41.518		42.383	104.3	48.696	167.4	192.9	2:12.597	
8	42.892		42.991	104.5	Pit In	162.9	189.8	2:22.513		22	43.041		41.704	102.9	47.690	163.6	191.8	2:12.435	
9	Pit Out		42.866	103.5	49.744			3:54.797		23	42.664		41.963	97.1	Pit In	165.1	192.2	2:25.003	
10	42.656		42.507		47.995	<u>168.2</u>	191.2	2:13.158		24	Pit Out		41.196	103.3	47.794			5:55.889	
11	42.434		42.308	102.1	48.073	166.7	192.5	2:12.815		25	41.563		41.241	103.8	<u>47.502</u>	165.9	191.8	2:10.306	
12	43.605		42.866	95.1	53.676	162.9	191.5	2:20.147		26	41.426		<u>41.059</u>	110.2	47.586	<u>168.2</u>	<u>193.2</u>	<u>2:10.071</u>	
13	43.618		42.982	92.5	48.762	162.9	191.5	2:15.362		27	<u>41.272</u>		41.759	111.3	Pit In	163.6	191.8	2:18.275	
14	52.444		1:00.531	68.8	Pit In	161.4	134.2	3:18.600		28	Pit Out		42.263	98.6	47.955			10:51.340	

494 DÉGREMONT-PRULHO-LE GALL									VW Fun Cup										
lap	Sect-1	Speed	Sect-2	Speed	Sect-3	Speed	TopSpeed	laptime	pit	lap	Sect-1	Speed	Sect-2	Speed	Sect-3	Speed	Topspeed	laptime	pit
1	Pit Out		52.526	84.0	1:00.502			2:41.577		13	<u>41.734</u>		41.944	104.3	48.179	161.4	192.2	<u>2:11.857</u>	
2	51.013		52.245	83.2	56.712	142.9	154.9	2:39.970		14	41.919		42.384	<u>112.0</u>	49.653	162.9	191.5	2:13.956	
3	47.148		47.734	91.1	Pit In	151.3	184.3	2:37.782		15	42.932		42.048	98.4	49.174	163.6	191.8	2:14.154	
4	Pit Out		45.307	94.6	49.611			8:32.296		16	41.756		42.385	102.2	48.282	164.4	<u>192.9</u>	2:12.423	
5	45.475		42.774	101.5	Pit In	157.2	186.2	2:26.224		17	42.111		42.316	109.5	48.305	162.9	192.5	2:12.732	
6	Pit Out		44.708	101.0	<u>47.757</u>			3:53.518		18	42.848		<u>41.512</u>	102.9	Pit In	160.7	191.8	2:22.111	
7	43.442		42.477	103.1	48.774	<u>166.7</u>	190.8	2:14.693		19	Pit Out		49.859	85.3	58.321			4:51.940	
8	43.893		41.882	106.4	48.416	160.7	189.5	2:14.191		20	46.568		45.145	90.5	58.792	151.9	183.7	2:30.505	
9	46.587		54.100	53.4	Pit In	159.3	187.8	3:04.434		21	45.243		46.062	91.9	51.973	156.5	187.5	2:32.278	
10	Pit Out		46.563	95.2	50.151			9:57.370		22	50.975		50.014	76.5	58.242	155.8	137.8	2:39.231	
11	42.612		42.041	110.9	48.398	161.4	191.2	2:13.051		23	56.661		44.256	98.8	51.707	96.5	104.7	2:32.624	


**FUN RACING CARS 2022 PORTIMAO**

Autódromo Internacional do Algarve

**FUN CUP**

20 - 23 October 2022

Laps and Sector Times - FREE PRATICE

Autodromo Internacional Algarve - 4652 mtr.

12	41.913	42.722	101.7	48.286	163.6	191.8	2:12.921	24	43.642	44.320	93.1	53.271	156.5	189.8	2:21.233
----	--------	--------	-------	--------	-------	-------	----------	----	--------	--------	------	--------	-------	-------	----------

495 MONOT-ROUX-TREMIER									VW Fun Cup										
lap	Sect-1	Speed	Sect-2	Speed	Sect-3	Speed	TopSpeed	laptime	pit	lap	Sect-1	Speed	Sect-2	Speed	Sect-3	Speed	Topspeed	laptime	pit
1	Pit Out		49.296	77.1	56.842			2:36.288		16	44.287		44.484	90.2	52.500	155.8	188.8	2:21.271	
2		51.939	47.681	88.3	53.316	146.9	183.7	2:32.936		17	45.620		44.903	85.9	57.735	160.0	191.5	2:28.258	
3		48.858	48.165	90.0	52.986	152.5	177.9	2:30.009		18	44.969		45.250	92.1	52.702	153.2	191.2	2:22.921	
4		46.270	46.531	93.7	51.632	153.8	191.5	2:24.433		19	44.763		44.190	93.0	Pit In	143.4	184.9	2:30.301	
5		47.682	47.598	91.8	54.291	162.9	180.9	2:29.571		20	Pit Out		44.588	93.6	50.529			4:04.428	
6		47.847	47.471	90.9	54.113	160.0	191.5	2:29.431		21	44.225		43.152	105.3	50.858	158.6	190.8	2:18.235	
7		45.986	45.052	99.4	53.436	154.5	188.8	2:24.474		22	43.391		43.770	94.7	49.798	157.9	190.1	2:16.959	
8		45.778	44.477	102.2	51.429	155.2	190.8	2:21.684		23	45.966		43.105	98.6	50.332	157.2	188.2	2:19.403	
9		46.318	46.583	94.8	Pit In	157.9	192.2	2:35.258		24	43.364		44.049	103.4	49.940	166.7	192.9	2:17.353	
10	Pit Out		47.852	91.6	53.723			3:43.327		25	42.879		42.999	99.1	<u>48.708</u>	163.6	191.5	2:14.586	
11		49.607	51.670	84.8	1:00.392	155.2	189.1	2:41.669		26	45.331		43.213	<u>109.6</u>	49.642	<u>167.4</u>	<u>193.5</u>	2:18.186	
12		57.794	48.829	87.4	53.289	98.4	123.9	2:39.912		27	43.284		43.749	88.4	53.608	165.1	192.9	2:20.641	
13		45.679	45.047	99.0	51.700	155.8	186.9	2:22.426		28	50.838		45.692	91.6	1:03.808	150.0	125.6	2:40.338	
14		44.997	44.388	94.7	51.599	156.5	187.8	2:20.984		29	43.024		42.248	104.2	48.751	157.9	190.5	2:14.023	
15		44.742	48.328	86.5	54.592	158.6	191.2	2:27.662		30	<u>42.398</u>		<u>41.994</u>	104.4	48.863	162.2	191.2	<u>2:13.255</u>	

501 SIMONNEAU-BERNARDONI-BERNARDONI									VW Fun Cup											
lap	Sect-1	Speed	Sect-2	Speed	Sect-3	Speed	TopSpeed	laptime	pit	lap	Sect-1	Speed	Sect-2	Speed	Sect-3	Speed	Topspeed	laptime	pit	
1	Pit Out		50.504	87.1	55.007			2:38.216		17	44.161		42.747	97.7	49.467	160.0	187.8	2:16.375		
2		46.772	48.047	83.1	56.352	156.5	189.5	2:31.171		18	43.034		43.291	93.6	Pit In	158.6	189.1	2:27.571		
3		48.912	48.681	84.9	52.667	159.3	162.9	2:30.260		19	Pit Out		43.259	101.1	49.771			3:45.216		
4		45.160	44.224	93.8	50.178	156.5	189.5	2:19.562		20	42.707		42.189	105.9	48.621	158.6	184.6	2:13.517		
5		48.531	43.639	100.6	50.423	162.9	186.9	2:22.593		21	43.625		42.130	102.5	48.763	162.2	190.5	2:14.518		
6		44.837	43.077	109.1	49.121	151.3	185.9	2:17.035		22	43.100		42.600	104.4	49.211	165.1	<u>192.9</u>	2:14.911		
7		43.413	43.389	95.4	49.312	164.4	191.8	2:16.114		23	41.850		41.986	103.1	<u>48.392</u>	160.0	191.8	2:12.228		
8		43.269	45.328	100.4	51.497	164.4	192.2	2:20.094		24	<u>41.499</u>		42.296	<u>111.0</u>	48.416	163.6	192.2	<u>2:12.211</u>		
9		45.285	44.041	95.8	Pit In	165.9	192.2	2:35.443		25	42.097		42.055	105.4	49.277	164.4	191.8	2:13.429		
10	Pit Out		48.320	88.5	53.547			3:51.376		26	42.074		43.896	100.1	Pit In	160.7	191.5	2:29.715		
11		46.108	45.639	98.7	51.753	155.2	189.1	2:23.500		27	Pit Out		43.016	105.3	49.407			4:51.184		
12		43.264	43.456	103.2	49.879	158.6	191.8	2:16.599		28	42.755		44.469	96.5	51.243	<u>169.8</u>	192.2	2:18.467		
13	1:09.165		59.223	79.2	57.593	160.7	86.2	3:05.981		29	48.454		45.271	94.6	49.779	153.2	127.2	2:23.504		
14		45.445	43.836	92.0	49.907	156.5	185.9	2:19.188		30	42.358		<u>41.944</u>	102.8	48.567	164.4	192.2	2:12.869		
15		44.519	43.385	97.1	49.574	157.2	183.4	2:17.478		31	43.023		42.858	100.3	49.526	165.1	192.2	2:15.407		
16		43.356	43.615	91.0	49.868	157.9	190.1	2:16.839		32										

502 BEGUIN-BILLOT-PERRIN-MOREAU									VW Fun Cup											
lap	Sect-1	Speed	Sect-2	Speed	Sect-3	Speed	TopSpeed	laptime	pit	lap	Sect-1	Speed	Sect-2	Speed	Sect-3	Speed	Topspeed	laptime	pit	
1	Pit Out		48.358	99.4	54.444			2:33.446		16	42.814		42.789	106.6	49.315	166.7	192.5	2:14.918		
2		47.051	46.870	86.2	58.476	154.5	188.5	2:32.397		17	42.508		43.341	102.4	49.345	165.1	192.5	2:15.194		
3		53.488	47.015	103.9	53.223	152.5	167.7	2:33.726		18	42.315		43.010	100.7	49.194	165.9	<u>193.5</u>	2:14.519		
4		46.711	46.038	99.1	51.238	159.3	192.2	2:23.987		19	42.778		43.581	105.8	Pit In	163.6	191.8	2:25.092		
5		44.706	44.688	99.6	50.951	161.4	192.5	2:20.345		20	Pit Out		44.506	87.4	50.371			3:59.959		
6		45.804	45.741	93.9	52.698	165.9	191.8	2:24.243		21	43.406		44.005	101.3	49.056	162.9	191.5	2:16.467		
7		44.307	44.188	105.5	51.420	166.7	191.8	2:19.915		22	42.007		<u>42.061</u>	105.1	<u>48.877</u>	165.9	192.9	<u>2:12.945</u>		
8		43.543	45.045	<u>108.2</u>	50.574	<u>167.4</u>	192.9	2:19.162		23	<u>41.960</u>		42.585	104.2	49.411	165.9	192.9	2:13.956		
9		44.030	43.973	99.6	Pit In	165.1	191.5	2:32.315		24	42.629		42.538	106.2	49.177	162.2	191.8	2:14.344		
10	Pit Out		46.932	98.8	52.446			3:31.399		25	41.972		42.177	104.1	49.176	165.1	191.8	2:13.325		
11	1:09.214		59.372	74.8	57.596	159.3	81.7	3:06.182		26	42.313		44.787	95.9	Pit In	162.2	191.8	2:24.955		
12		47.875	46.245	93.1	50.448	162.2	<u>193.5</u>	2:24.568		27	Pit Out		47.475	92.2	52.370			5:38.946		
13		44.595	43.624	98.6	50.014	165.9	184.6	2:18.233		28	43.705		44.530	96.8	50.523	162.2	193.2	2:18.758		
14		44.715	44.459	97.5	50.943	164.4	192.2	2:20.117		29	43.397		43.254	100.9	50.589	160.7	192.5	2:17.240		
15		43.604	43.959	97.6	49.670	162.9	186.9	2:17.233		30										

506 DOURS-FONTANEL									VW Fun Cup										
lap	Sect-1	Speed	Sect-2	Speed	Sect-3	Speed	TopSpeed	laptime	pit	lap	Sect-1	Speed	Sect-2	Speed	Sect-3	Speed	Topspeed	laptime	pit
1	Pit Out		46.144	92.9	49.633			2:19.083		15	42.413		41.530	104.9	47.667	161.4	191.2	2:11.610	
2		45.750	45.366	95.2	49.792	165.9	193.5	2:20.908		16	42.491		41.570	86.3	47.633	165.1	192.2	2:11.694	
3		43.930	43.345		49.151	157.9	189.1	2:16.426		17	41.712		41.432	104.4	<u>47.170</u>	164.4	191.5	<u>2:10.314</u>	
4		43.944	43.688	104.1	48.674	160.7	191.8	2:16.306		18	41.847		41.825	103.8	48.387	165.9	191.8	2:12.059	
5		45.303	43.368	102.1	49.053	162.2	191.5	2:17.724		19	<u>41.368</u>		<u>41.293</u>	106.1	Pit In	164.4	191.8	2:17.218	
6		42.821	44.349	100.9	49.288	161.4	192.5	2:16.458		20	Pit Out		42.369	106.3	48.297			7:08.049	
7		43.871	44.082	106.5	49.376	163.6	193.9	2:17.329		21	41.757		42.177	104.2	48.231	166.7	192.9	2:12.165	
8		42.274	42.745	110.9	48.912	161.4	191.2	2:13.931		22	41.384		41.504	114.2	48.026	162.9	191.8	2:10.914	
9		43.258	43.386	92.9	48.627	162.2	193.2	2:15.271		23	41.726		41.623	98.6	47.596	163.6	191.2	2:10.945	


**FUN RACING CARS 2022 PORTIMAO**

Autódromo Internacional do Algarve

**FUN CUP**

20 - 23 October 2022

Laps and Sector Times - FREE PRATICE

Autodromo Internacional Algarve - 4652 mtr.

10	43.046	43.121	81.5	49.952	165.1	192.5	2:16.119	24	41.408	41.845	<u>116.9</u>	48.557	167.4	193.9	2:11.810
11	46.122	43.212	104.1	Pit In	160.7	190.8	2:25.746	25	41.907	42.612	106.0	48.554	<u>169.8</u>	<u>194.2</u>	2:13.073
12	Pit Out	44.084	100.7	48.018			4:45.604	26	42.223	41.926	104.7	47.729	169.0	191.8	2:11.878
13	42.609	42.160	105.3	48.194	162.9	190.5	2:12.963	27	43.661	48.919	83.9	Pit In	163.6	191.8	2:35.730
14	42.809	44.029	103.9	48.747	161.4	192.2	2:15.585	28	Pit Out	51.623	97.0	47.438			5:24.680

555 CHATIN-LACOSTE-MORALES-THIRION								VW Fun Cup											
lap	Sect-1	Speed	Sect-2	Speed	Sect-3	Speed	TopSpeed	laptime	pit	lap	Sect-1	Speed	Sect-2	Speed	Sect-3	Speed	Topspeed	laptime	pit
1	Pit Out		48.761	86.7	54.462			2:31.290		15	42.311		42.361	103.3	48.212	163.6	191.5	2:12.884	
2	48.139		45.784	94.1	49.470	160.7	187.2	2:23.393		16	42.340		42.551	97.6	48.859	167.4	191.8	2:13.750	
3	45.258		45.278	96.0	49.421	162.2	191.2	2:19.957		17	42.525		43.174	87.2	Pit In	160.7	191.8	2:27.034	
4	44.442		47.413	92.2	51.238	161.4	192.2	2:23.093		18	Pit Out		42.174	102.3	<u>47.667</u>			5:43.987	
5	43.888		44.438	100.7	48.325	164.4	192.2	2:16.651		19	41.924		41.669	101.0	47.851	167.4	<u>193.5</u>	2:11.444	
6	46.251		43.284	100.5	52.061	169.0	187.5	2:21.596		20	42.188		41.503	107.4	48.139	<u>171.4</u>	192.9	2:11.830	
7	44.021		42.853	104.2	Pit In	156.5	190.1	2:24.480		21	41.799		41.669	107.6	48.723	162.2	192.2	2:12.191	
8	Pit Out		46.303	103.7	Pit In			6:23.741		22	41.837		<u>41.129</u>	105.4	48.069	168.2	192.9	2:11.035	
9	Pit Out		44.284	101.6	48.911			4:10.698		23	<u>41.160</u>		41.344	<u>113.4</u>	48.152	165.1	192.2	<u>2:10.656</u>	
10	43.179		42.625	107.1	48.079	160.7	191.8	2:13.883		24	41.254		42.530	100.9	48.621	167.4	192.9	2:12.405	
11	43.054		42.338	100.7	49.002	165.9	191.5	2:14.394		25	41.255		43.336	110.7	48.353	163.6	192.2	2:12.944	
12	49.021		53.062	49.1	1:16.268	153.8	161.4	2:58.351		26	41.700		41.188	106.5	47.885	168.2	190.5	2:10.773	
13	54.568		43.199	107.1	48.821	68.7	125.7	2:26.588		27	41.610		42.185	101.3	Pit In	162.9	189.5	2:20.575	
14	42.973		41.932	108.1	48.339	164.4	192.2	2:13.244		28									

888 PERRIN-DETRY-BRECKPOT								VW Fun Cup											
lap	Sect-1	Speed	Sect-2	Speed	Sect-3	Speed	TopSpeed	laptime	pit	lap	Sect-1	Speed	Sect-2	Speed	Sect-3	Speed	Topspeed	laptime	pit
1	Pit Out		46.833	100.4	50.783			2:27.312		17	41.802		41.280	107.7	47.541	163.6	192.9	2:10.623	
2	46.379		43.764	101.8	49.580	158.6	191.5	2:19.723		18	42.366		41.957	102.6	48.193	168.2	191.5	2:12.516	
3	44.751		44.421	94.0	49.085	160.7	192.5	2:18.257		19	41.278		41.155	106.2	48.251	167.4	192.2	2:10.684	
4	43.534		43.692	101.7	48.828	161.4	192.2	2:16.054		20	41.091		42.040	101.7	Pit In	165.1	193.2	2:20.224	
5	44.044		45.106	87.0	49.749	160.7	192.5	2:18.899		21	Pit Out		41.996	106.1	48.347			3:59.571	
6	45.597		43.418	97.8	48.887	162.9	189.5	2:17.902		22	43.120		41.517	110.0	47.860	167.4	192.5	2:12.497	
7	43.085		42.930	103.8	48.626	160.0	191.2	2:14.641		23	41.418		41.866	110.9	48.014	164.4	192.2	2:11.298	
8	42.769		42.019	106.7	49.209	160.0	192.9	2:13.997		24	41.163		41.636	105.3	47.694	165.9	193.2	2:10.493	
9	43.220		43.019	99.6	Pit In	162.9	193.2	2:27.584		25	41.064		41.255	98.8	47.446	165.1	193.2	2:09.765	
10	Pit Out		42.358	97.6	48.630			3:50.187		26	42.115		41.555	107.9	47.484	<u>171.4</u>	193.9	2:11.154	
11	42.327		42.365	102.3	48.152	162.2	191.8	2:12.844		27	<u>41.015</u>		41.671	110.1	Pit In	168.2	193.5	2:18.134	
12	42.250		42.630	105.0	48.033	169.8	<u>194.2</u>	2:12.913		28	Pit Out		41.183	105.3	48.067			3:43.282	
13	42.292		42.104	103.4	Pit In	164.4	192.2	2:25.193		29	42.875		47.326	78.8	59.476	165.9	193.2	2:29.677	
14	Pit Out		41.923	107.2	48.803			5:22.956		30	1:06.815		43.793	107.5	48.971	98.6	90.2	2:39.579	
15	43.325		42.104	100.9	47.644	164.4	190.5	2:13.073		31	41.958		<u>40.828</u>	<u>111.8</u>	47.669	163.6	192.5	2:10.455	
16	43.533		41.599	105.7	47.782	170.6	193.9	2:12.914		32	41.170		40.923	101.7	<u>47.049</u>	164.4	192.9	<u>2:09.142</u>	

911 HAELEWYN-PALETTE-ROCHE-GAULT								VW Fun Cup											
lap	Sect-1	Speed	Sect-2	Speed	Sect-3	Speed	TopSpeed	laptime	pit	lap	Sect-1	Speed	Sect-2	Speed	Sect-3	Speed	Topspeed	laptime	pit
1	Pit Out		56.137	71.8	58.688			2:52.708		16	45.800		45.474	82.1	53.407	153.2	184.0	2:24.681	
2	51.006		47.825	98.5	54.460	153.8	188.5	2:33.291		17	46.601		46.609	80.5	53.108	155.8	172.5	2:26.318	
3	50.236		1:41.317	83.8	59.001	154.5	187.8	3:30.554		18	45.782		44.818	94.0	1:20.819	159.3	191.8	2:51.419	
4	50.195		50.403	88.8	56.879	146.3	164.6	2:37.477		19	50.297		46.622	99.0	53.976	122.9	167.4	2:30.895	
5	49.261		48.968	82.3	56.367	147.5	170.6	2:34.596		20	46.921		46.787	88.2	52.978	152.5	182.7	2:26.686	
6	51.328		47.451	85.5	53.240	151.9	171.4	2:32.019		21	46.477		45.991	84.0	53.621	155.2	190.1	2:26.089	
7	48.378		47.432	95.2	54.237	<u>160.0</u>	187.5	2:30.047		22	45.818		45.472	90.4	54.286	155.2	190.1	2:25.576	
8	46.951		46.865	90.1	52.914	154.5	185.6	2:26.730		23	46.142		46.107	102.8	Pit In	157.2	173.6	2:32.932	
9	47.442		47.294	99.1	53.708	157.2	190.8	2:28.444		24	Pit Out		<u>44.544</u>	95.2	52.552			3:55.903	
10	49.128		48.700	97.4	53.561	154.5	180.6	2:31.389		25	44.093		45.219	<u>107.4</u>	54.705	158.6	191.2	2:24.017	
11	46.322		45.918	103.2	52.886	157.2	<u>192.2</u>	2:25.126		26	<u>43.766</u>		44.884	103.8	51.759	<u>160.0</u>	189.5	<u>2:20.409</u>	
12	46.857		47.607	101.3	Pit In	156.5	180.0	2:42.966		27	56.233		51.032	89.4	54.873	159.3	109.5	2:42.138	
13	Pit Out		49.904	89.0	53.426			5:57.404		28	54.886		46.114	95.1	<u>51.570</u>	105.3	108.3	2:32.570	
14	45.360		47.246	75.6	55.360	157.9	179.7	2:27.966		29	44.062		44.603	83.7	54.357	158.6	191.2	2:23.022	
15	48.098		48.317	90.5	52.992	151.9	185.6	2:29.407		30									