Algarve Summer Party
Autódromo Internacional do Algarve

SUPER 7 by TOYO TIRES

28 - 31 July 2022

Laps and Sector Times - RACE 2 (20MIN.)

Autodromo Internacional Algarve - 4652 mtr.

1		José Carlos Pires							Caterham Super 7										
lap	Sect-1	Speed	Sect-2	Speed	Sect-3	Speed	TopSpeed	laptime	pit	lap	Sect-1	Speed	Sect-2	Speed	Sect-3	Speed	Topspeed	laptime	pit
1		<u>169.5</u>	38.389	<u>123.0</u>	44.666		165.1	2:01.670		6	38.633	163.6	38.312	116.0	44.595		213.0	2:01.540	
2	38.770	158.1	38.264	113.3	<u>44.335</u>		<u>213.9</u>	2:01.369		7	38.673	161.9	38.260	115.4	44.718		212.6	2:01.651	
3	38.624	163.4	<u>38.038</u>	119.7	44.504		212.6	<u>2:01.166</u>		8	38.681	161.7	38.277	111.3	44.827		212.2	2:01.785	
4	<u>38.597</u>	164.9	38.135	117.9	44.455		213.0	2:01.187		9	38.937	160.2	38.485	115.5	44.744		212.2	2:02.166	
5	38.785	160.2	38.325	115.9	44.748		213.4	2:01.858		10	38.688	160.2	38.794	113.3	45.042		<u>213.9</u>	2:02.524	

3		Paulo Macedo							Caterham Super 7										
lap	Sect-1	Speed	Sect-2	Speed	Sect-3	Speed	TopSpeed	laptime	pit	lap	Sect-1	Speed	Sect-2	Speed	Sect-3	Speed	Topspeed	laptime	pit
1		154.3	39.724	107.4	44.942		153.4	2:04.527		6	39.641	158.1	<u>38.543</u>	<u>110.9</u>	44.689		213.9	2:02.873	
2	<u>38.149</u>	150.8	38.843	102.8	<u>44.407</u>		213.0	<u>2:01.399</u>		7	39.168	<u>169.5</u>	39.374	99.8	44.926		<u>215.1</u>	2:03.468	
3	38.745	151.7	38.690	105.2	44.441		<u>215.1</u>	2:01.876		8	38.741	169.0	39.369	102.5	44.675		213.0	2:02.785	
4	38.335	157.2	38.557	105.4	44.719		213.0	2:01.611		9	38.711	164.6	41.707	109.9	45.454		213.9	2:05.872	
5	38.644	167.4	38.573	101.7	44.471		213.4	2:01.688		10	38.665	157.7	38.804	99.2	44.526		213.4	2:01.995	

4		Francisco Matos Gil							Caterham Super 7										
lap	Sect-1	Speed	Sect-2	Speed	Sect-3	Speed	TopSpeed	laptime	pit	lap	Sect-1	Speed	Sect-2	Speed	Sect-3	Speed	Topspeed	laptime	pit
1		150.8	40.003	105.2	45.439		169.5	2:08.129		5	39.411	<u>164.9</u>	<u>39.219</u>	105.4	45.621		<u>216.4</u>	2:04.251	
2	<u>39.030</u>	149.4	39.416	101.0	<u>45.284</u>		215.1	<u>2:03.730</u>		6	39.363	155.8	40.087	<u>107.4</u>	45.716		216.0	2:05.166	
3	39.676	157.9	40.642	97.6	45.690		215.1	2:06.008		7	40.200	163.6	39.980	92.2	48.143		213.4	2:08.323	
4	39.534	153.4	39.505	102.9	45.624		209.3	2:04.663		8	40.396	147.3	40.454	92.9	Pit In		204.5	2:16.051	

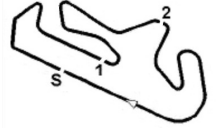
5		J. J. Magalhães							Caterham Super 7										
lap	Sect-1	Speed	Sect-2	Speed	Sect-3	Speed	TopSpeed	laptime	pit	lap	Sect-1	Speed	Sect-2	Speed	Sect-3	Speed	Topspeed	laptime	pit
1		149.4	40.301		45.230		177.6	2:10.213		6	39.299	160.5	38.467	<u>117.5</u>	44.925		217.3	2:02.691	
2	39.320	147.7	38.664		<u>44.482</u>		213.0	2:02.466		7	50.892	157.0	38.801		44.732		209.3	2:14.425	
3	39.382	150.8	39.160		44.577		214.3	2:03.119		8	38.480	157.0	38.776		45.369		<u>217.7</u>	2:02.625	
4	38.699	152.3	38.729		44.490		215.1	<u>2:01.918</u>		9	39.423	155.6	<u>38.433</u>		44.752		216.4	2:02.608	
5	<u>38.419</u>	156.7	38.565		44.996		213.4	2:01.980		10	38.863	<u>163.6</u>	38.925		45.028		217.3	2:02.816	

6		Tomás Guedes							Caterham Super 7										
lap	Sect-1	Speed	Sect-2	Speed	Sect-3	Speed	TopSpeed	laptime	pit	lap	Sect-1	Speed	Sect-2	Speed	Sect-3	Speed	Topspeed	laptime	pit
1		148.4	39.516	97.2	44.565		165.9	2:06.250		6	39.301	144.0	38.724	105.6	<u>44.043</u>		215.6	2:02.068	
2	39.122	142.9	39.168	105.3	44.198		213.0	2:02.488		7	39.025	143.2	<u>38.551</u>	<u>108.0</u>	44.335		<u>216.4</u>	<u>2:01.911</u>	
3	39.206	145.4	38.604	103.9	44.230		213.4	2:02.040		8	38.979	150.4	38.854	94.3	44.558		214.3	2:02.391	
4	39.182	135.8	38.788	104.9	44.253		216.0	2:02.223		9	39.298	150.0	38.840	105.9	44.932		214.7	2:03.070	
5	<u>38.800</u>	<u>153.0</u>	38.956	<u>108.0</u>	44.413		213.9	2:02.169		10	38.802	150.4	38.772	104.9	44.408		212.2	2:01.982	

7		Diogo Tavares							Caterham Super 7										
lap	Sect-1	Speed	Sect-2	Speed	Sect-3	Speed	TopSpeed	laptime	pit	lap	Sect-1	Speed	Sect-2	Speed	Sect-3	Speed	Topspeed	laptime	pit
1		158.8	39.035	105.7	44.675		166.4	2:03.680		5	38.787	152.3	38.872	101.5	44.730		216.0	2:02.389	
2	38.518	155.4	38.997	109.9	44.380		<u>217.3</u>	2:01.895		6	38.838	152.8	38.434	<u>110.7</u>	44.498		216.4	2:01.770	
3	<u>38.331</u>	155.6	38.561	102.7	<u>44.273</u>		<u>217.3</u>	<u>2:01.165</u>		7	38.836	<u>168.8</u>	<u>38.268</u>	106.6	44.613		215.1	2:01.717	
4	38.540	165.6	38.612	102.9	44.436		214.3	2:01.588		8									

8		Luís Calheiros							Caterham Super 7										
lap	Sect-1	Speed	Sect-2	Speed	Sect-3	Speed	TopSpeed	laptime	pit	lap	Sect-1	Speed	Sect-2	Speed	Sect-3	Speed	Topspeed	laptime	pit
1		141.0	40.252	105.4	45.295		149.6	2:08.546		6	39.395	152.3	38.828	<u>118.2</u>	<u>44.695</u>		216.0	2:02.918	
2	39.080	152.5	39.239	98.8	44.997		215.6	2:03.316		7	41.475	154.5	<u>38.652</u>	103.7	45.182		216.9	2:05.309	
3	39.125	154.7	38.745	108.0	45.225		215.1	2:03.095		8	38.812	160.0	38.749	97.4	44.907		214.3	2:02.468	
4	<u>38.487</u>	153.4	38.722	106.0	44.712		<u>217.7</u>	<u>2:01.921</u>		9	38.903	161.0	38.957	100.1	44.961		214.3	2:02.821	
5	38.753	<u>166.2</u>	38.867	106.6	45.292		213.9	2:02.912		10	39.040	151.9	39.282	99.6	44.921		215.6	2:03.243	

10		João Pedro Costa							Caterham Super 7										
lap	Sect-1	Speed	Sect-2	Speed	Sect-3	Speed	TopSpeed	laptime	pit	lap	Sect-1	Speed	Sect-2	Speed	Sect-3	Speed	Topspeed	laptime	pit
1		137.8	40.946	102.1	45.533		176.2	2:12.083		6	38.894	152.5	39.446	104.7	45.481		216.9	2:03.821	
2	39.374	147.3	39.739	99.1	45.580		<u>217.7</u>	2:04.693		7	39.895	153.8	38.922	113.8	45.387		214.7	2:04.204	
3	39.034	148.1	<u>38.873</u>	110.1	45.080		216.0	<u>2:02.987</u>		8	39.345	<u>157.9</u>	39.173	109.4	44.959		212.6	2:03.477	
4	39.346	149.4	39.055	114.3	45.430		217.3	2:03.831		9	<u>38.852</u>	149.8	39.246	100.8	45.149		213.9	2:03.247	



Algarve Summer Party Autódromo Internacional do Algarve

SUPER 7 by TOYO TIRES
Laps and Sector Times - RACE 2 (20MIN.)
28 - 31 July 2022
Autodromo Internacional Algarve - 4652 mtr.

5	39.215	150.8	39.116	109.1	<u>44.853</u>		214.7	2:03.184	10	39.422	153.0	39.382	<u>117.8</u>	44.932	212.6	2:03.736
---	--------	-------	--------	-------	---------------	--	-------	----------	----	--------	-------	--------	--------------	--------	-------	----------

11 Manuel Rodrigues Sousa									Caterham Super 7								
lap	Sect-1	Speed	Sect-2	Speed	Sect-3	Speed	TopSpeed	laptime pit	lap	Sect-1	Speed	Sect-2	Speed	Sect-3	Speed	Topspeed	laptime pit
1		135.0	41.603	98.3	45.648		172.2	2:12.952	6	39.597	157.0	39.712	92.5	45.014		<u>219.5</u>	2:04.323
2	39.907	139.4	39.905	96.0	45.183		219.1	2:04.995	7	40.120	<u>166.2</u>	39.656	90.2	46.730		218.2	2:06.506
3	<u>38.918</u>	151.7	40.144	<u>99.1</u>	<u>44.771</u>		216.0	2:03.833	8	39.667	152.3	39.447	91.1	46.025		215.6	2:05.139
4	39.583	149.8	<u>39.178</u>	97.7	45.335		216.9	2:04.096	9	39.159	145.6	39.548	95.3	45.612		217.7	2:04.319
5	39.202	151.7	39.532	96.3	45.075		219.1	<u>2:03.809</u>	10	39.197	153.0	39.595	92.9	45.536		213.4	2:04.328

12 José Kol Almeida									Caterham Super 7								
lap	Sect-1	Speed	Sect-2	Speed	Sect-3	Speed	TopSpeed	laptime pit	lap	Sect-1	Speed	Sect-2	Speed	Sect-3	Speed	Topspeed	laptime pit
1		143.0	40.797		45.766		173.9	2:11.821	6	39.402	149.2	39.728		45.548		<u>217.3</u>	2:04.678
2	40.348	145.7	40.015		45.271		216.4	2:05.634	7	39.420	154.7	40.040		46.247		216.9	2:05.707
3	39.134	<u>155.4</u>	39.867		45.354		216.4	2:04.355	8	<u>38.733</u>	151.7	39.969		45.737		216.9	2:04.439
4	40.006	151.7	39.291		<u>44.924</u>		215.1	2:04.221	9	39.372	150.6	<u>39.290</u>		45.712		212.6	2:04.374
5	39.500	153.0	39.517		45.138		216.4	2:04.155	10	39.085	152.5	39.547		45.118		215.1	<u>2:03.750</u>

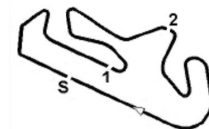
13 Mário Melo									Caterham Super 7								
lap	Sect-1	Speed	Sect-2	Speed	Sect-3	Speed	TopSpeed	laptime pit	lap	Sect-1	Speed	Sect-2	Speed	Sect-3	Speed	Topspeed	laptime pit
1		137.6	41.684	98.5	46.019		170.1	2:12.845	6	39.961	152.3	39.909	107.2	45.995		208.5	2:05.865
2	40.153	143.8	40.102	98.5	<u>45.174</u>		213.4	2:05.429	7	39.871	158.6	39.060	<u>121.9</u>	46.454		208.9	2:05.385
3	<u>39.296</u>	156.5	39.504	107.9	54.802		<u>216.0</u>	2:13.602	8	39.768	155.2	<u>39.057</u>	117.3	46.020		207.7	<u>2:04.845</u>
4	50.666	158.1	40.306	101.9	46.265		208.5	2:17.237	9	39.584	155.2	40.850	105.4	45.877		209.3	2:06.311
5	39.877	154.1	39.949	104.7	45.958		207.7	2:05.784	10	39.909	<u>173.6</u>	39.626	105.9	45.528		208.5	2:05.063

15 José João Magalhães									Caterham Super 7								
lap	Sect-1	Speed	Sect-2	Speed	Sect-3	Speed	TopSpeed	laptime pit	lap	Sect-1	Speed	Sect-2	Speed	Sect-3	Speed	Topspeed	laptime pit
1	48.132	151.3	43.111	98.6	47.357		158.4	2:21.063	6	<u>41.730</u>	159.1	42.765	99.6	<u>47.003</u>		200.4	<u>2:11.498</u>
2	42.805	155.4	42.358	98.4	47.254		205.3	2:12.417	7	42.212	159.1	44.174	103.6	48.777		201.1	2:15.163
3	42.301	163.9	41.698	98.5	47.651		<u>205.7</u>	2:11.650	8	42.194	162.7	41.563	100.9	48.399		191.2	2:12.156
4	42.295	160.2	<u>41.448</u>	101.8	48.642		200.4	2:12.385	9	42.052	<u>164.6</u>	42.165	<u>105.4</u>	48.279		192.2	2:12.496
5	42.568	161.0	42.463	102.0	47.817		195.3	2:12.848	10	42.973	152.1	42.043	103.9	47.556		191.5	2:12.572

17 Fernando Costa									Caterham Super 7								
lap	Sect-1	Speed	Sect-2	Speed	Sect-3	Speed	TopSpeed	laptime pit	lap	Sect-1	Speed	Sect-2	Speed	Sect-3	Speed	Topspeed	laptime pit
1		133.0	41.883	99.1	46.913		158.6	2:17.176	6	40.513	137.9	40.299	101.0	46.232		210.1	2:07.044
2	40.118	137.8	40.020	99.7	46.116		214.3	2:06.254	7	41.669	134.5	40.467	93.3	46.299		211.4	2:08.435
3	39.954	143.6	39.805	93.8	46.166		<u>216.0</u>	<u>2:05.925</u>	8	41.128	140.4	40.498	97.6	46.489		209.7	2:08.115
4	40.978	153.6	<u>39.781</u>	103.1	46.126		215.6	2:06.885	9	40.280	146.1	43.192	<u>103.4</u>	<u>45.809</u>		210.9	2:09.281
5	40.525	151.9	40.866	99.6	47.354		215.6	2:08.745	10	<u>39.822</u>	<u>157.9</u>	53.915	94.2	47.518		213.0	2:21.255

19 Duarte Lisboa									Caterham Super 7								
lap	Sect-1	Speed	Sect-2	Speed	Sect-3	Speed	TopSpeed	laptime pit	lap	Sect-1	Speed	Sect-2	Speed	Sect-3	Speed	Topspeed	laptime pit
1		138.1	40.270	101.4	45.098		159.3	2:09.764	6	39.390	152.1	39.458	108.7	45.025		216.4	2:03.873
2	40.287	150.8	39.786	108.0	<u>44.966</u>		213.9	2:05.039	7	39.641	155.8	39.532	111.3	45.479		<u>216.9</u>	2:04.652
3	<u>39.214</u>	146.3	39.764	108.1	45.395		216.0	2:04.373	8	39.869	<u>159.3</u>	39.177	115.1	45.217		216.4	2:04.263
4	39.749	149.0	39.278	110.0	46.059		216.4	2:05.086	9	39.530	157.7	39.277	112.0	45.122		216.0	2:03.929
5	39.462	150.0	<u>39.028</u>	<u>120.1</u>	45.338		216.0	<u>2:03.828</u>	10	39.476	152.3	39.658	99.9	45.300		216.4	2:04.434

20 Lisboa-Maria Lisboa									Caterham Super 7								
lap	Sect-1	Speed	Sect-2	Speed	Sect-3	Speed	TopSpeed	laptime pit	lap	Sect-1	Speed	Sect-2	Speed	Sect-3	Speed	Topspeed	laptime pit
1		148.8	40.224	105.0	45.398		165.6	2:08.376	6	39.744	150.8	39.213	100.6	45.906		216.4	2:04.863
2	39.201	146.1	39.224	107.4	44.711		214.3	<u>2:03.136</u>	7	40.042	152.3	<u>38.987</u>	102.8	45.999		215.6	2:05.028
3	<u>38.561</u>	<u>155.6</u>	39.012		45.793		<u>217.3</u>	2:03.366	8	39.874	154.3	39.316	100.8	45.896		208.5	2:05.086
4	39.468	149.8	40.100	105.7	45.173		210.9	2:04.741	9	40.985	144.2	39.254	<u>112.0</u>	45.270		207.7	2:05.509
5	39.192	147.1	39.855	99.9	<u>44.564</u>		216.0	2:03.611	10	40.004	151.7	39.636	98.5	45.814		209.3	2:05.454



Algarve Summer Party
Autódromo Internacional do Algarve

SUPER 7 by TOYO TIRES

28 - 31 July 2022

Laps and Sector Times - RACE 2 (20MIN.)

Autodromo Internacional Algarve - 4652 mtr.

21 Paulo Duarte										Caterham Super 7									
lap	Sect-1	Speed	Sect-2	Speed	Sect-3	Speed	TopSpeed	laptime	pit	lap	Sect-1	Speed	Sect-2	Speed	Sect-3	Speed	Topspeed	laptime	pit
1		131.1	41.991	88.9	46.108		171.2	2:14.553		6	40.201	127.1	40.431	94.9	46.275		214.7	2:06.907	
2	39.689	143.4	40.208	93.9	45.616		216.9	2:05.513		7	39.969	145.7	41.089	96.0	46.821		216.4	2:07.879	
3	39.794	139.5	39.952	91.8	45.722		213.4	2:05.468		8	40.137	148.4	40.015	90.0	46.412		210.9	2:06.564	
4	55.800	163.9	55.474	94.6	46.589		216.9	2:37.863		9	40.103	142.1	40.230	85.1	46.401		209.3	2:06.734	
5	40.264	137.6	40.613	91.8	46.268		216.9	2:07.145		10	39.767	141.0	40.095	93.4	45.874		209.3	2:05.736	

23 Diogo Costa										Caterham Super 7									
lap	Sect-1	Speed	Sect-2	Speed	Sect-3	Speed	TopSpeed	laptime	pit	lap	Sect-1	Speed	Sect-2	Speed	Sect-3	Speed	Topspeed	laptime	pit
1		143.0	39.420	100.7	44.823		155.4	2:06.026		6	38.565	156.7	38.357	101.3	44.349		214.7	2:01.271	
2	39.034	144.6	38.544	100.3	44.375		214.7	2:01.953		7	38.543	158.6	39.033	105.1	45.137		215.1	2:02.713	
3	38.994	146.7	38.782	99.0	44.418		216.0	2:02.194		8	38.745	156.1	39.048	105.9	44.609		214.3	2:02.402	
4	38.661	151.5	38.558	101.1	44.548		212.6	2:01.767		9	38.706	157.4	40.218	114.3	46.530		209.7	2:05.454	
5	38.714	164.4	38.779	103.3	44.614		218.2	2:02.107		10	39.587	148.8	39.582	97.7	45.077		209.3	2:04.246	

25 Rajani-Martins										Caterham Super 7									
lap	Sect-1	Speed	Sect-2	Speed	Sect-3	Speed	TopSpeed	laptime	pit	lap	Sect-1	Speed	Sect-2	Speed	Sect-3	Speed	Topspeed	laptime	pit
1		150.2	41.222	89.6	46.275		169.3	2:11.007		6	38.990	168.2	39.720	103.6	45.511		217.3	2:04.221	
2	39.675	158.8	40.102	102.0	45.960		214.7	2:05.737		7	39.214	166.2	40.350	96.2	45.749		214.3	2:05.313	
3	39.582	161.0	39.598	102.8	45.098		216.9	2:04.278		8	38.801	159.5	39.384	94.7	45.339		214.7	2:03.524	
4	39.441	154.1	39.006	104.8	45.967		213.9	2:04.414		9	39.464	160.0	39.632	104.8	46.436		213.9	2:05.532	
5	38.965	163.6	39.883	99.2	45.278		215.1	2:04.126		10	39.274	160.0	39.474	90.8	45.703		216.0	2:04.451	

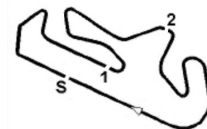
28 Lourenço Monteiro										Caterham Super 7									
lap	Sect-1	Speed	Sect-2	Speed	Sect-3	Speed	TopSpeed	laptime	pit	lap	Sect-1	Speed	Sect-2	Speed	Sect-3	Speed	Topspeed	laptime	pit
1		144.6	39.410	102.1	44.544		154.7	2:06.353		6	38.716	147.9	39.175	100.9	44.274		215.6	2:02.165	
2	39.031	148.6	38.928	101.3	44.429		213.9	2:02.388		7	38.593	157.2	38.675	103.5	44.619		216.4	2:01.887	
3	38.723	151.0	38.602	101.5	44.418		213.0	2:01.743		8	38.767	159.5	38.656	106.4	45.027		213.9	2:02.450	
4	39.185	153.4	38.713	102.4	44.324		213.4	2:02.222		9	38.711	160.2	38.700	106.0	44.473		215.6	2:01.884	
5	38.468	161.4	38.791	111.7	45.031		213.9	2:02.290		10	38.441	152.1	39.027	108.0	44.533		213.9	2:02.001	

29 Paulo Costa										Caterham Super 7									
lap	Sect-1	Speed	Sect-2	Speed	Sect-3	Speed	TopSpeed	laptime	pit	lap	Sect-1	Speed	Sect-2	Speed	Sect-3	Speed	Topspeed	laptime	pit
1		152.8	40.314	97.6	44.894		161.9	2:09.169		6	39.291	157.2	39.321	113.9	45.677		216.0	2:04.289	
2	40.053	148.1	39.573	107.7	45.395		218.6	2:05.021		7	39.570	163.4	38.839	113.7	46.645		216.0	2:05.054	
3	39.520	145.6	39.420	108.5	45.972		216.0	2:04.912		8	39.230	164.1	39.029	107.1	45.475		216.9	2:03.734	
4	39.445	158.6	38.632	105.8	45.314		217.3	2:03.391		9	40.020	145.9	39.311	111.2	45.242		215.6	2:04.573	
5	39.236	164.9	38.926	108.3	45.617		215.1	2:03.779		10	39.199	154.1	38.875		46.014		216.0	2:04.088	

30 Gonçalo Lobo Vale										Caterham Super 7									
lap	Sect-1	Speed	Sect-2	Speed	Sect-3	Speed	TopSpeed	laptime	pit	lap	Sect-1	Speed	Sect-2	Speed	Sect-3	Speed	Topspeed	laptime	pit
1		149.4	38.844	115.0	44.537		158.4	2:04.011		6	38.525	165.1	38.415	114.0	44.778		213.9	2:01.718	
2	38.214	154.9	38.722	111.9	44.638		214.3	2:01.574		7	39.469	145.9	38.571	109.2	44.892		204.5	2:02.932	
3	38.619	151.3	38.615	105.3	44.486		215.6	2:01.720		8	38.280	163.9	38.409	113.1	45.073		216.4	2:01.762	
4	38.374	152.5	38.731	103.9	44.427		215.6	2:01.532		9	39.940	168.0	39.463	108.1	44.986		208.9	2:04.389	
5	38.513	149.2	38.824	102.8	44.565		216.4	2:01.902		10	38.914	158.8	38.636	116.8	45.346		216.4	2:02.896	

32 A. Falcão-M. Falcão										Caterham Super 7									
lap	Sect-1	Speed	Sect-2	Speed	Sect-3	Speed	TopSpeed	laptime	pit	lap	Sect-1	Speed	Sect-2	Speed	Sect-3	Speed	Topspeed	laptime	pit
1	Pit Out	136.4	39.810	101.2	45.614			2:03.298		6	39.441	154.1	39.509	86.9	45.234		212.6	2:04.184	
2	40.123	148.8	40.312	98.3	45.858		214.3	2:06.293		7	39.208	159.1	39.172	99.3	45.845		215.6	2:04.225	
3	39.342	152.3	39.278	91.5	44.726		211.4	2:03.346		8	40.664	156.3					213.9	2:06.433	
4	39.430	157.2	39.139	95.8	45.526		216.9	2:04.095		9	40.373	158.4	41.202	89.6		Pit In	211.8	2:15.438	
5	39.870	155.2	39.282	99.9	45.390		216.4	2:04.542		10									

33 D. Saraiva-S. Saraiva										Caterham Super 7									
lap	Sect-1	Speed	Sect-2	Speed	Sect-3	Speed	TopSpeed	laptime	pit	lap	Sect-1	Speed	Sect-2	Speed	Sect-3	Speed	Topspeed	laptime	pit
1		139.5	40.509	95.8	45.855		178.8	2:11.038		6	39.024	157.2	38.978	111.0	44.573		213.0	2:02.575	
2	39.103	146.9	38.950	101.5	45.195		214.3	2:03.248		7	39.068	169.3	38.646	93.7	44.839		215.6	2:02.553	



Algarve Summer Party

Autódromo Internacional do Algarve

SUPER 7 by TOYO TIRES
28 - 31 July 2022
Laps and Sector Times - RACE 2 (20MIN.)
Autodromo Internacional Algarve - 4652 mtr.

55 Nuno Pires										Caterham Super 7									
lap	Sect-1	Speed	Sect-2	Speed	Sect-3	Speed	TopSpeed	laptime	pit	lap	Sect-1	Speed	Sect-2	Speed	Sect-3	Speed	Topspeed	laptime	pit
1		155.2	38.474	<u>109.2</u>	44.799		160.0	2:02.562		6	38.932	150.8	38.665	104.7	44.319		212.6	2:01.916	
2	<u>38.461</u>	153.0	38.582	108.0	44.736		213.9	<u>2:01.779</u>		7	39.178	157.7	<u>38.361</u>	107.1	44.937		216.0	2:02.476	
3	38.686	151.0	38.553	108.3	44.870		<u>217.3</u>	2:02.109		8	38.540	160.7	38.738	107.7	45.027		214.3	2:02.305	
4	38.916	153.6	38.755	103.1	<u>44.293</u>		213.4	2:01.964		9	39.157	<u>164.6</u>	39.263	102.1	45.594		215.1	2:04.014	
5	38.528	156.7	38.633	108.8	45.153		213.9	2:02.314		10	39.575	156.1	38.870	105.1	44.867		211.8	2:03.312	

57 Bernardo Bello										Caterham Super 7									
lap	Sect-1	Speed	Sect-2	Speed	Sect-3	Speed	TopSpeed	laptime	pit	lap	Sect-1	Speed	Sect-2	Speed	Sect-3	Speed	Topspeed	laptime	pit
1		158.1	38.946	103.9	44.677		157.9	2:05.231		6	38.707	158.1	38.967	102.4	<u>44.360</u>		<u>215.6</u>	2:02.034	
2	38.600	150.2	39.194	98.5	44.549		215.1	2:02.343		7	38.527	154.7	38.593	101.9	44.389		213.9	2:01.509	
3	38.237	<u>170.1</u>	38.746	96.9	44.541		214.3	2:01.524		8	38.566	159.1	38.715	102.2	44.746		214.7	2:02.027	
4	<u>38.198</u>	166.9	<u>38.554</u>	102.7	44.594		214.7	<u>2:01.346</u>		9	39.022	168.8	39.089	<u>105.8</u>	45.761		215.1	2:03.872	
5	38.198	164.4	38.998	99.2	44.363		213.0	2:01.559		10	39.145	161.7	38.798	105.3	45.026		214.7	2:02.969	

69 André Correia										Caterham Super 7									
lap	Sect-1	Speed	Sect-2	Speed	Sect-3	Speed	TopSpeed	laptime	pit	lap	Sect-1	Speed	Sect-2	Speed	Sect-3	Speed	Topspeed	laptime	pit
1		147.9	38.896	103.9	44.823		161.9	2:04.878		6	39.037	147.5	<u>38.660</u>	101.2	44.283		214.3	<u>2:01.980</u>	
2	<u>38.626</u>	145.6	39.265	104.4	44.614		<u>217.7</u>	2:02.505		7	38.877	156.1	38.836	105.8	44.849		216.4	2:02.562	
3	38.874	157.4	39.139	99.0	<u>44.120</u>		216.9	2:02.133		8	39.290	151.3	39.100	97.8	45.330		216.9	2:03.720	
4	38.751	159.8	38.860	103.2	44.657		211.4	2:02.268		9	38.851	156.3	38.709	104.7	45.238		216.0	2:02.798	
5	39.240	<u>163.9</u>	38.815	<u>107.0</u>	44.578		217.3	2:02.633		10	38.887	151.9	38.944	103.0	44.595		216.4	2:02.426	

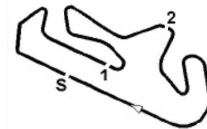
70 Setas-Pinto										Caterham Super 7									
lap	Sect-1	Speed	Sect-2	Speed	Sect-3	Speed	TopSpeed	laptime	pit	lap	Sect-1	Speed	Sect-2	Speed	Sect-3	Speed	Topspeed	laptime	pit
1		133.7	42.573		Pit In		176.2	2:24.523		6	41.224	135.3	41.741		46.626		206.1	2:09.591	
2	Pit Out	127.4	41.614		46.584			2:34.859		7	41.097	142.7	41.599		46.890		204.5	2:09.586	
3	41.258	131.5	41.428	<u>83.8</u>	46.971		206.1	2:09.657		8	41.048	145.9	42.104		47.778		204.5	2:10.930	
4	41.130	136.4	42.320		46.362		204.5	2:09.812		9	41.071	<u>149.4</u>	41.600		46.411		206.1	2:09.082	
5	42.504	136.7	41.667		46.833		<u>207.7</u>	2:11.004		10	<u>40.729</u>	144.6	<u>40.812</u>		<u>46.014</u>		206.1	<u>2:07.555</u>	

71 Alex Areia										Caterham Super 7									
lap	Sect-1	Speed	Sect-2	Speed	Sect-3	Speed	TopSpeed	laptime	pit	lap	Sect-1	Speed	Sect-2	Speed	Sect-3	Speed	Topspeed	laptime	pit
1		152.1	39.035	96.9	44.848		151.9	2:05.450		6	38.523	157.2	38.898	98.9	<u>44.388</u>		214.3	2:01.809	
2	38.650	152.8	39.157	96.8	44.465		214.7	2:02.272		7	38.977	155.2	38.856	<u>113.9</u>	44.810		<u>216.4</u>	2:02.643	
3	38.652	161.9	<u>38.526</u>	103.3	44.471		213.9	2:01.649		8	38.898	<u>174.8</u>	38.768	105.2	44.659		215.6	2:02.325	
4	38.471	161.2	38.527	105.1	44.401		215.6	<u>2:01.399</u>		9	38.747	166.7	38.872	102.9	44.767		212.6	2:02.386	
5	<u>38.424</u>	158.4	38.790	99.6	44.463		214.7	2:01.677		10	39.010	158.6	39.120	106.9	45.066		216.0	2:03.196	

72 Mico Mineiro										Caterham Super 7									
lap	Sect-1	Speed	Sect-2	Speed	Sect-3	Speed	TopSpeed	laptime	pit	lap	Sect-1	Speed	Sect-2	Speed	Sect-3	Speed	Topspeed	laptime	pit
1		148.1	40.453	103.1	45.133		170.6	2:08.939		6	39.789	155.8	39.129	101.7	46.103		<u>217.3</u>	2:05.021	
2	39.697	149.0	39.070	101.2	<u>44.631</u>		213.0	2:03.398		7	39.608	153.2	39.053	<u>111.1</u>	58.910		215.6	2:17.571	
3	39.408	162.2	39.045	103.3	44.978		214.7	2:03.431		8	39.834	147.1	39.696	96.7	46.458		213.0	2:05.988	
4	40.221	143.4	<u>38.979</u>	103.7	44.718		215.6	2:03.918		9	39.773	153.4	39.501	102.2	45.576		211.8	2:04.850	
5	<u>39.131</u>	152.1	39.472	98.4	44.746		213.9	<u>2:03.349</u>		10	39.384	<u>164.4</u>	39.126	100.4	45.338		213.9	2:03.848	

74 Bernardo Gonzalez										Caterham Super 7									
lap	Sect-1	Speed	Sect-2	Speed	Sect-3	Speed	TopSpeed	laptime	pit	lap	Sect-1	Speed	Sect-2	Speed	Sect-3	Speed	Topspeed	laptime	pit
1	47.064	143.0	42.812	102.0	47.285		168.2	2:19.408		6	42.096	145.9	42.090	99.1	46.911		190.1	2:11.097	
2	41.958	141.4	42.317	<u>107.7</u>	47.405		196.4	2:11.680		7	41.283	143.6	41.894	104.9	47.553		193.9	2:10.730	
3	<u>41.241</u>	144.4	41.655	99.3	47.706		199.6	2:10.602		8	41.666	151.9	<u>41.576</u>	91.8	47.430		194.9	2:10.672	
4	41.534	141.2	41.660	107.6	47.660		197.4	2:10.854		9	41.663	143.4	42.012	100.7	<u>46.866</u>		196.7	2:10.541	
5	41.811	149.0	42.633	99.0	48.228		<u>200.0</u>	2:12.672		10	41.439	<u>155.6</u>	42.018	97.9	47.045		193.9	<u>2:10.502</u>	

77 Frederico Brion Sanches										Caterham Super 7									
lap	Sect-1	Speed	Sect-2	Speed	Sect-3	Speed	TopSpeed	laptime	pit	lap	Sect-1	Speed	Sect-2	Speed	Sect-3	Speed	Topspeed	laptime	pit
1	48.155	134.3	43.927	102.3	47.389		169.8	2:20.588		5	42.175	<u>155.8</u>	42.077	<u>105.7</u>	47.833		202.6	2:12.085	
2	42.174	145.9	42.925	102.2	47.373		<u>204.9</u>	2:12.472		6	42.011	150.8	<u>42.055</u>	103.4	<u>47.224</u>		196.0	<u>2:11.290</u>	



Algarve Summer Party
Autódromo Internacional do Algarve

SUPER 7 by TOYO TIRES

28 - 31 July 2022

Laps and Sector Times - RACE 2 (20MIN.)

Autodromo Internacional Algarve - 4652 mtr.

3	<u>41.708</u>	145.9	42.313	101.7	47.304	201.5	2:11.325	7	42.465	150.6	49.450	92.1	Pit In	200.0	2:36.813
4	42.223	143.6	42.620	103.0	48.738	200.0	2:13.581	8							

79 Manuel Abreu Lopes									Caterham Super 7										
lap	Sect-1	Speed	Sect-2	Speed	Sect-3	Speed	TopSpeed	laptime	pit	lap	Sect-1	Speed	Sect-2	Speed	Sect-3	Speed	Topspeed	laptime	pit
1	49.231	132.2	43.501	<u>108.9</u>	49.348		158.1	2:24.172		6	44.681	132.8	44.140	101.3	48.712		191.5	2:17.533	
2	43.854	134.5	43.499	106.2	49.947		<u>195.3</u>	2:17.300		7	<u>43.816</u>	137.1	44.703	97.0	48.951		191.2	2:17.470	
3	43.969	<u>137.6</u>	43.764	108.7	50.088		189.8	2:17.821		8	44.156	136.0	46.570	98.9	50.074		188.5	2:20.800	
4	44.315	130.8	<u>43.094</u>	106.2	50.239		190.1	2:17.648		9	46.799	104.1	46.700	97.6	50.424		177.0	2:23.923	
5	44.731	130.1	43.350	95.7	<u>48.459</u>		191.5	<u>2:16.540</u>		10									

80 Tiago Fino									Caterham Super 7										
lap	Sect-1	Speed	Sect-2	Speed	Sect-3	Speed	TopSpeed	laptime	pit	lap	Sect-1	Speed	Sect-2	Speed	Sect-3	Speed	Topspeed	laptime	pit
1	46.197	132.7	42.232	<u>105.8</u>	47.787		174.8	2:18.859		6	42.695	<u>161.7</u>	42.496	92.9	46.949		189.8	2:12.140	
2	42.045	148.4	41.662	93.8	47.304		196.0	2:11.011		7	42.252	154.7	41.999	102.8	47.030		193.2	2:11.281	
3	41.645	158.1	41.645	100.4	47.405		193.5	2:10.695		8	41.477	154.9	42.269	94.6	47.629		<u>198.9</u>	2:11.375	
4	42.132	157.9	41.836	98.3	47.598		196.4	2:11.566		9	<u>41.433</u>	155.2	<u>41.311</u>	95.7	46.864		197.8	<u>2:09.608</u>	
5	42.065	152.1	41.873	94.7	46.811		190.8	2:10.749		10	42.148	158.6	42.055	98.2	<u>46.659</u>		192.5	2:10.862	

81 Matos-González-Vallinas									Caterham Super 7										
lap	Sect-1	Speed	Sect-2	Speed	Sect-3	Speed	TopSpeed	laptime	pit	lap	Sect-1	Speed	Sect-2	Speed	Sect-3	Speed	Topspeed	laptime	pit
1		151.9	40.385		46.740		173.9	2:11.447		6	45.725	107.6	44.761		49.355		197.8	2:19.841	
2	40.174	147.3	40.302		46.062		<u>211.8</u>	2:06.538		7	47.311	115.6	46.413		55.681		160.7	2:29.405	
3	40.812	148.1	<u>40.135</u>		46.282		203.4	2:07.229		8	50.139	115.6	47.497		47.811		118.9	2:25.447	
4	41.999	152.1	40.143		46.748		195.3	2:08.890		9	<u>39.171</u>	<u>159.3</u>	40.174		<u>45.642</u>		210.5	<u>2:04.987</u>	
5	42.718	153.8	41.125		47.551		184.0	2:11.394		10	40.880	115.1	42.367		47.309		197.4	2:10.556	

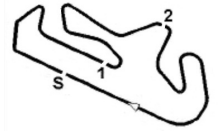
82 José Mil Homens									Caterham Super 7										
lap	Sect-1	Speed	Sect-2	Speed	Sect-3	Speed	TopSpeed	laptime	pit	lap	Sect-1	Speed	Sect-2	Speed	Sect-3	Speed	Topspeed	laptime	pit
1	46.894	137.2	43.209	99.5	47.476		166.7	2:19.314		5	<u>41.128</u>	152.8	41.933	92.7	49.201		199.6	2:12.262	
2	41.787	143.6	42.258	98.5	<u>47.186</u>		<u>202.6</u>	2:11.231		6	42.415	150.6	42.140	99.8	50.304		193.9	2:14.859	
3	41.366	153.2	<u>41.682</u>	<u>101.1</u>	47.448		199.6	<u>2:10.496</u>		7	43.598	146.3	45.445	63.2	Pit In		180.9	9:53.883	
4	41.835	<u>158.1</u>	42.970	95.7	47.373		199.3	2:12.178		8									

88 Paulo Santos									Caterham Super 7										
lap	Sect-1	Speed	Sect-2	Speed	Sect-3	Speed	TopSpeed	laptime	pit	lap	Sect-1	Speed	Sect-2	Speed	Sect-3	Speed	Topspeed	laptime	pit
1	46.697	131.5	42.789		47.161		173.4	2:19.634		6	42.562	153.6	42.272	99.1	47.307		191.2	2:12.141	
2	41.592	148.8	41.707		47.225		<u>205.3</u>	2:10.524		7	41.910	152.1	41.794	99.8	47.274		194.6	2:10.978	
3	<u>41.086</u>	158.1	42.357		46.955		201.9	<u>2:10.398</u>		8	41.635	<u>161.0</u>	42.104	96.9	46.923		196.7	2:10.662	
4	41.486	154.3	43.576	<u>102.5</u>	<u>46.911</u>		194.2	2:11.973		9	41.842	150.8	<u>41.572</u>	100.4	47.126		190.8	2:10.540	
5	41.390	150.4	41.618	93.5	47.414		202.2	2:10.422		10	42.244	156.5	41.663	101.6	47.001		195.3	2:10.908	

92 João Aguiar Branco									Caterham Super 7										
lap	Sect-1	Speed	Sect-2	Speed	Sect-3	Speed	TopSpeed	laptime	pit	lap	Sect-1	Speed	Sect-2	Speed	Sect-3	Speed	Topspeed	laptime	pit
1		151.7	39.477	95.0	<u>44.749</u>		166.9	2:06.181		6	39.587	145.9	39.214	102.8	44.975		<u>216.0</u>	2:03.776	
2	39.525	141.2	39.330	100.3	45.161		213.0	2:04.016		7	39.764	150.2	<u>38.671</u>	<u>105.7</u>	45.039		213.0	2:03.474	
3	39.582	154.1	39.311	104.3	45.762		214.3	2:04.655		8	39.584	147.9	39.070	101.7	45.116		213.4	2:03.770	
4	39.501	146.7	39.971	104.0	44.904		<u>216.0</u>	2:04.376		9	<u>39.251</u>	149.4	39.623	99.3	45.138		212.6	2:04.012	
5	39.300	<u>163.6</u>	39.114	96.1	44.896		213.0	<u>2:03.310</u>		10	39.574	150.6	40.177	95.2	45.495		210.5	2:05.246	

96 Miguel Lobo									Caterham Super 7										
lap	Sect-1	Speed	Sect-2	Speed	Sect-3	Speed	TopSpeed	laptime	pit	lap	Sect-1	Speed	Sect-2	Speed	Sect-3	Speed	Topspeed	laptime	pit
1		148.8	40.026	<u>103.8</u>	<u>44.778</u>		166.4	2:07.186		2	<u>39.274</u>	139.7	<u>39.400</u>		44.831		<u>213.9</u>	<u>2:03.505</u>	

97 Ferreira-Veiga									Caterham Super 7										
lap	Sect-1	Speed	Sect-2	Speed	Sect-3	Speed	TopSpeed	laptime	pit	lap	Sect-1	Speed	Sect-2	Speed	Sect-3	Speed	Topspeed	laptime	pit
1	47.401	134.3	42.790	99.4	48.328		168.8	2:19.526		6	41.999	147.3	41.863	<u>106.3</u>	47.705		200.4	2:11.567	
2	42.249	140.3	42.596	104.5	47.471		197.1	2:12.316		7	<u>41.312</u>	155.2	51.213	87.7	47.491		<u>204.2</u>	2:20.016	
3	42.101	147.5	41.700	104.9	47.651		200.0	2:11.452		8	42.063	155.6	42.474	105.6	47.753		189.1	2:12.290	
4	41.676	155.8	41.790	<u>106.3</u>	<u>47.394</u>		197.1	<u>2:10.860</u>		9	41.496	<u>157.0</u>	42.914	103.3	47.812		200.7	2:12.222	



Algarve Summer Party
Autódromo Internacional do Algarve

SUPER 7 by TOYO TIRES

28 - 31 July 2022

Laps and Sector Times - RACE 2 (20MIN.)

Autodromo Internacional Algarve - 4652 mtr.

5	41.567	152.1	<u>41.598</u>	98.9	48.676	198.5	2:11.841	10	41.873	143.0	42.003	100.5	47.676	199.6	2:11.552
---	--------	-------	---------------	------	--------	-------	----------	----	--------	-------	--------	-------	--------	-------	----------