

Algarve Summer Party

Autódromo Internacional do Algarve

SUPER 7 by TOYO TIRES

28 - 31 July 2022

Laps and Sector Times - RACE 1 (20MIN.)

Autodromo Internacional Algarve - 4652 mtr.

1 José Carlos Pires										Caterham Super 7									
lap	Sect-1	Speed	Sect-2	Speed	Sect-3	Speed	TopSpeed	laptime	pit	lap	Sect-1	Speed	Sect-2	Speed	Sect-3	Speed	Topspeed	laptime	pit
1		163.6	<u>38.040</u>	111.8	45.221		150.8	1:58.589		5	1:05.885	43.4	1:29.588	61.4	1:25.949		149.4	4:01.422	
2	39.172	150.4	38.479	107.6	44.704		206.9	2:02.355		6	1:25.410	64.2	1:11.623	53.1	1:16.814		97.4	3:53.847	
3	39.330	156.7	38.170	<u>115.4</u>	44.736		207.7	2:02.236		7	56.054	108.5	41.158	104.3	49.594		124.4	2:26.806	
4	40.337	156.7	39.050	106.9	<u>44.455</u>		<u>215.1</u>	2:03.842		8	<u>38.054</u>	<u>166.2</u>	38.610	113.8	45.380		212.6	<u>2:02.044</u>	

3 Paulo Macedo										Caterham Super 7									
lap	Sect-1	Speed	Sect-2	Speed	Sect-3	Speed	TopSpeed	laptime	pit	lap	Sect-1	Speed	Sect-2	Speed	Sect-3	Speed	Topspeed	laptime	pit
1		154.7	39.730	100.4	44.527		160.5	2:03.185		5	1:06.717	46.3	1:29.415	50.4	1:25.393		146.7	4:01.525	
2	<u>38.700</u>	145.0	38.942	102.1	44.639		213.4	2:02.281		6	1:26.089	81.4	1:09.844	55.5	1:16.829		70.5	3:52.762	
3	39.318	156.1	39.103	100.0	44.371		<u>217.7</u>	2:02.792		7	56.294	106.6	41.619	<u>108.9</u>	47.660		100.1	2:25.573	
4	39.639	153.4	38.475	101.6	45.222		215.1	2:03.336		8	39.089	<u>168.2</u>	<u>38.013</u>	104.2	<u>44.309</u>		213.9	<u>2:01.411</u>	

4 Francisco Matos Gil										Caterham Super 7									
lap	Sect-1	Speed	Sect-2	Speed	Sect-3	Speed	TopSpeed	laptime	pit	lap	Sect-1	Speed	Sect-2	Speed	Sect-3	Speed	Topspeed	laptime	pit
1		141.2	39.997	100.7	<u>44.917</u>		173.1	2:05.972		5	1:10.870	50.7	1:26.001	56.0	1:24.660		137.1	4:01.531	
2	39.961	<u>164.1</u>	39.577	100.7	45.038		214.7	2:04.576		6	1:29.266	70.9	1:04.849	58.9	1:16.855		74.7	3:50.970	
3	<u>39.642</u>	156.1	39.327	<u>103.5</u>	45.130		<u>216.4</u>	<u>2:04.099</u>		7	58.471	104.3	44.821	98.0	47.714		97.3	2:31.006	
4	40.137	151.7	39.579	97.2	46.847		205.7	2:06.563		8	40.970	152.8	<u>39.176</u>	99.4	45.318		182.7	2:05.464	

5 J. J. Magalhães										Caterham Super 7									
lap	Sect-1	Speed	Sect-2	Speed	Sect-3	Speed	TopSpeed	laptime	pit	lap	Sect-1	Speed	Sect-2	Speed	Sect-3	Speed	Topspeed	laptime	pit
1		<u>161.7</u>	<u>37.863</u>		44.859		152.8	1:58.600		3	<u>39.380</u>	154.5	38.623		44.650		206.5	<u>2:02.653</u>	
2	39.894	153.0	38.966		<u>44.505</u>		<u>208.1</u>	2:03.365		4	39.555	155.8	38.837	<u>111.7</u>	Pit In		206.5	2:59.028	

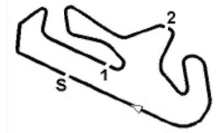
6 Tomás Guedes										Caterham Super 7									
lap	Sect-1	Speed	Sect-2	Speed	Sect-3	Speed	TopSpeed	laptime	pit	lap	Sect-1	Speed	Sect-2	Speed	Sect-3	Speed	Topspeed	laptime	pit
1		<u>148.8</u>	39.679	107.0	44.398		160.5	2:02.205		5	1:11.384	47.0	1:27.534	54.3	1:25.193		129.2	4:04.111	
2	39.031	139.9	39.169	102.9	44.840		212.2	2:03.040		6	1:26.910	72.0	1:07.708	55.3	1:16.921		73.8	3:51.539	
3	39.876	143.4	39.117	102.4	<u>44.134</u>		<u>214.7</u>	2:03.127		7	57.315	110.2	40.869	<u>110.0</u>	46.845		90.9	2:25.029	
4	39.926	138.5	<u>38.524</u>	106.2	45.396		213.0	2:03.846		8	<u>38.923</u>	144.8	38.554	107.6	44.197		209.7	<u>2:01.674</u>	

7 Diogo Tavares										Caterham Super 7									
lap	Sect-1	Speed	Sect-2	Speed	Sect-3	Speed	TopSpeed	laptime	pit	lap	Sect-1	Speed	Sect-2	Speed	Sect-3	Speed	Topspeed	laptime	pit
1		159.8	38.458	105.9	44.424		155.2	1:59.239		5	1:04.380	45.3	1:28.764	61.2	1:27.413		184.9	4:00.557	
2	39.070	151.3	38.950	107.5	<u>44.164</u>		215.1	2:02.184		6	1:23.922	61.3	1:12.361	53.5	1:17.316		85.9	3:53.599	
3	39.610	151.0	38.445	108.3	44.575		<u>217.7</u>	2:02.630		7	56.488	112.7	41.747	102.2	49.667		113.6	2:27.902	
4	38.818	158.6	38.634	101.5	44.630		212.6	2:02.082		8	<u>38.426</u>	<u>164.9</u>	<u>38.165</u>	109.2	45.157		209.3	<u>2:01.748</u>	

8 Luís Calheiros										Caterham Super 7									
lap	Sect-1	Speed	Sect-2	Speed	Sect-3	Speed	TopSpeed	laptime	pit	lap	Sect-1	Speed	Sect-2	Speed	Sect-3	Speed	Topspeed	laptime	pit
1		152.1	39.789	107.2	<u>44.483</u>		163.1	2:01.905		5	1:06.334	45.2	1:28.933	59.2	1:26.610		146.9	4:01.877	
2	38.799	141.0	39.334	<u>113.0</u>	44.937		<u>215.1</u>	2:03.070		6	1:24.353	64.1	1:11.036	52.3	1:16.244		74.9	3:51.633	
3	39.278	158.8	38.448	109.5	44.717		213.4	2:02.443		7	56.682	114.6	41.936	107.5	47.886		104.3	2:26.504	
4	39.167	151.7	38.755	110.2	45.738		210.9	2:03.660		8	<u>38.746</u>	<u>165.6</u>	<u>38.156</u>	104.0	44.745		212.6	<u>2:01.647</u>	

10 João Pedro Costa										Caterham Super 7									
lap	Sect-1	Speed	Sect-2	Speed	Sect-3	Speed	TopSpeed	laptime	pit	lap	Sect-1	Speed	Sect-2	Speed	Sect-3	Speed	Topspeed	laptime	pit
1		137.4	40.585	103.2	<u>44.675</u>		174.2	2:06.134		5	1:20.047	37.6	1:25.209	53.5	Pit In		183.7	4:16.908	
2	39.958	<u>161.9</u>	39.623	99.0	44.753		<u>216.4</u>	2:04.334		6	Pit Out	149.6	39.825	99.0	49.052		85.1	3:54.424	
3	<u>39.058</u>	150.8	39.440	<u>109.2</u>	45.140		212.6	<u>2:03.638</u>		7	1:03.734	84.0	46.366	102.0	50.728		84.8	2:40.828	
4	39.674	147.7	<u>39.083</u>	107.2	45.920		205.3	2:04.677		8	39.827	156.7	39.273	96.8	45.605		194.6	2:04.705	

11 Manuel Rodrigues Sousa										Caterham Super 7									
lap	Sect-1	Speed	Sect-2	Speed	Sect-3	Speed	TopSpeed	laptime	pit	lap	Sect-1	Speed	Sect-2	Speed	Sect-3	Speed	Topspeed	laptime	pit
1		146.9	42.059	99.5	45.398		168.8	2:08.828		5	1:13.539	45.6	1:24.617	60.9	1:25.779		112.5	4:03.935	
2	41.078	137.8	<u>39.703</u>	106.9	<u>45.235</u>		<u>216.9</u>	2:06.016		6	1:28.753	68.2	1:02.399	66.6	1:16.568		85.1	3:47.720	
3	39.916	149.4	40.331	105.2	45.722		215.6	2:05.969		7	1:00.386	111.3	45.551	91.8	49.471		99.7	2:35.408	



Algarve Summer Party

Autódromo Internacional do Algarve

SUPER 7 by TOYO TIRES

Laps and Sector Times - RACE 1 (20MIN.)

28 - 31 July 2022

Autodromo Internacional Algarve - 4652 mtr.

4	39.626	138.8	40.508	98.9	45.615	213.4	2:05.749	8	40.915	157.4	39.844	109.6	45.619	205.7	2:06.378
---	--------	-------	--------	------	--------	-------	----------	---	--------	-------	--------	-------	--------	-------	----------

12 José Kol Almeida									Caterham Super 7										
lap	Sect-1	Speed	Sect-2	Speed	Sect-3	Speed	TopSpeed	laptime	pit	lap	Sect-1	Speed	Sect-2	Speed	Sect-3	Speed	Topspeed	laptime	pit
1		155.8	41.432		45.527		159.1	2:08.596		5	1:12.352	44.0	1:24.243		1:24.071		135.3	4:00.666	
2	39.698	154.7	39.942		45.224		217.7	2:04.864		6	1:31.176	68.4	1:03.167		1:16.361		68.6	3:50.704	
3	40.742	154.7	39.437		46.010		194.9	2:06.189		7	1:00.781	111.5	45.384		47.897		108.5	2:34.062	
4	40.375	142.9	39.630		45.807		210.1	2:05.812		8	39.747	159.3	39.269		46.836		201.5	2:05.852	

13 Mário Melo									Caterham Super 7										
lap	Sect-1	Speed	Sect-2	Speed	Sect-3	Speed	TopSpeed	laptime	pit	lap	Sect-1	Speed	Sect-2	Speed	Sect-3	Speed	Topspeed	laptime	pit
1		143.6	41.303	99.8	45.656		167.7	2:08.160		5	1:14.386	44.5	1:24.813	66.0	1:24.158		188.8	4:03.357	
2	38.407	167.4	39.918	107.1	44.840		213.9	2:03.165		6	1:30.127	74.9	1:04.132	56.9	1:16.475		75.5	3:50.734	
3	39.414	156.7	39.025	106.8	46.026		213.0	2:04.465		7	59.221	116.8	44.668	96.9	47.359		109.8	2:31.248	
4	41.259	155.6	38.876	101.3	45.221		208.9	2:05.356		8	39.545	163.1	38.856	103.5	45.317		201.9	2:03.718	

14 Bruno Knudsen									Caterham Super 7										
lap	Sect-1	Speed	Sect-2	Speed	Sect-3	Speed	TopSpeed	laptime	pit	lap	Sect-1	Speed	Sect-2	Speed	Sect-3	Speed	Topspeed	laptime	pit
1		151.0	41.444	107.4	48.245		163.1	2:15.612		5	1:03.325	71.7	1:09.225	50.2	1:23.212		114.0	3:35.762	
2	42.719	143.6	41.413	101.3	47.629		193.2	2:11.761		6	1:32.111	70.4	58.272	66.1	1:16.732		84.8	3:47.115	
3	42.180	158.4	41.657	107.5	47.830		187.8	2:11.667		7	1:02.930	101.5	44.378	100.7	49.517		87.7	2:36.825	
4	42.180	145.0	41.568	103.9	58.981		190.1	2:22.729		8	41.923	155.6	41.371	105.0	47.750		183.4	2:11.044	

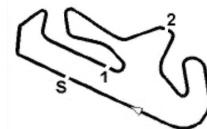
15 José João Magalhães									Caterham Super 7										
lap	Sect-1	Speed	Sect-2	Speed	Sect-3	Speed	TopSpeed	laptime	pit	lap	Sect-1	Speed	Sect-2	Speed	Sect-3	Speed	Topspeed	laptime	pit
1	46.792	148.4	42.887	115.4	48.560		166.4	2:18.520		5	1:03.302	71.7	1:09.238	54.4	1:22.661		112.9	3:35.201	
2	42.308	157.0	41.139	114.6	48.549		189.5	2:11.996		6	1:32.580	73.1	58.067	66.8	1:16.748		89.6	3:47.395	
3	43.466	152.5	41.519	110.2	48.164		191.8	2:13.149		7	1:03.534	95.2	44.981	113.4	48.798		85.2	2:37.313	
4	42.527	158.1	41.116	107.9	55.762		187.2	2:19.405		8	41.671	160.2	42.491	107.0	48.088		188.8	2:12.250	

17 Fernando Costa									Caterham Super 7										
lap	Sect-1	Speed	Sect-2	Speed	Sect-3	Speed	TopSpeed	laptime	pit	lap	Sect-1	Speed	Sect-2	Speed	Sect-3	Speed	Topspeed	laptime	pit
1		141.4	41.355	99.2	45.883		168.0	2:10.352		5	1:03.614	74.9	1:09.466	61.1	1:22.620		124.4	3:35.700	
2	39.939	136.7	40.650	102.2	45.355		212.2	2:05.944		6	1:32.887	81.9	57.658	62.9	1:16.464		92.3	3:47.009	
3	40.910	142.1	40.051	100.0	47.715		209.3	2:08.676		7	1:03.899	95.9	46.313	94.6	47.938		90.7	2:38.150	
4	1:02.077	137.8	42.778	93.8	53.466		210.9	2:38.321		8	40.489	146.9	41.269	109.0	46.568		208.5	2:08.326	

19 Duarte Lisboa									Caterham Super 7										
lap	Sect-1	Speed	Sect-2	Speed	Sect-3	Speed	TopSpeed	laptime	pit	lap	Sect-1	Speed	Sect-2	Speed	Sect-3	Speed	Topspeed	laptime	pit
1		143.0	40.117	98.8	45.174		163.4	2:05.395		5	1:10.738	60.0	1:26.562	61.1	1:24.572		184.6	4:01.872	
2	40.188	150.6	39.058	106.5	45.204		213.4	2:04.450		6	1:28.735	61.6	1:05.329	61.2	1:16.617		77.6	3:50.681	
3	39.165	159.1	39.310	109.2	45.749		208.9	2:04.224		7	58.317	91.3	42.906	106.1	45.863		95.4	2:27.086	
4	40.204	147.9	39.133	103.7	45.980		204.2	2:05.317		8	39.056	155.8	38.564	108.2	46.115		211.4	2:03.735	

20 Lisboa-Maria Lisboa									Caterham Super 7										
lap	Sect-1	Speed	Sect-2	Speed	Sect-3	Speed	TopSpeed	laptime	pit	lap	Sect-1	Speed	Sect-2	Speed	Sect-3	Speed	Topspeed	laptime	pit
1		147.3	39.815	101.3	44.663		164.1	2:03.561		5	1:10.402	61.3	1:27.748	58.0	1:25.407		134.7	4:03.557	
2	38.819	157.9	39.906	104.2	44.815		216.0	2:03.540		6	1:27.567	79.9	1:06.640	54.9	1:16.719		77.1	3:50.926	
3	39.008	142.1	39.400	110.2	45.300		215.1	2:03.708		7	57.564	87.1	41.458	107.7	46.551		90.8	2:25.573	
4	40.051	153.2	38.501	109.4	45.250		209.7	2:03.802		8	38.740	155.4	38.446	104.1	44.703		210.9	2:01.889	

21 Paulo Duarte									Caterham Super 7										
lap	Sect-1	Speed	Sect-2	Speed	Sect-3	Speed	TopSpeed	laptime	pit	lap	Sect-1	Speed	Sect-2	Speed	Sect-3	Speed	Topspeed	laptime	pit
1		151.5	41.265	92.4	46.005		175.9	2:09.931		5	1:12.805	42.3	1:24.064	67.6	1:23.584		126.3	4:00.453	
2	39.314	144.4	39.826	101.9	45.030		213.0	2:04.170		6	1:31.593	64.9	1:03.070	66.9	1:15.771		65.1	3:50.434	
3	39.448	149.6	40.666	99.5	45.419		214.7	2:05.533		7	1:00.952	111.8	45.468	85.4	50.082		104.8	2:36.502	
4	40.116	145.9	40.421	100.4	45.953		212.6	2:06.490		8	39.617	164.1	39.625	97.0	45.778		204.5	2:05.020	



Algarve Summer Party

Autódromo Internacional do Algarve

SUPER 7 by TOYO TIRES

28 - 31 July 2022

Laps and Sector Times - RACE 1 (20MIN.)

Autodromo Internacional Algarve - 4652 mtr.

23 Diogo Costa										Caterham Super 7									
lap	Sect-1	Speed	Sect-2	Speed	Sect-3	Speed	TopSpeed	laptime	pit	lap	Sect-1	Speed	Sect-2	Speed	Sect-3	Speed	Topspeed	laptime	pit
1		150.6	38.584	112.5	44.299		158.6	2:00.148		5	1:06.819	49.0	1:29.182	55.0	1:26.569		152.5	4:02.570	
2	38.946	147.3	39.068	109.2	44.800		<u>213.4</u>	2:02.814		6	1:24.511	63.8	1:11.077	56.8	1:16.379		78.5	3:51.967	
3	39.896	141.4	38.985	106.1	44.571		207.3	2:03.452		7	56.594	109.9	41.978	104.8	47.941		110.9	2:26.513	
4	38.800	<u>151.0</u>	39.018	102.8	45.137		203.8	2:02.955		8	<u>38.510</u>	149.8	<u>38.468</u>	106.9	<u>44.290</u>		210.9	<u>2:01.268</u>	

25 Rajani-Martins										Caterham Super 7									
lap	Sect-1	Speed	Sect-2	Speed	Sect-3	Speed	TopSpeed	laptime	pit	lap	Sect-1	Speed	Sect-2	Speed	Sect-3	Speed	Topspeed	laptime	pit
1		141.4	40.709	99.8	45.776		165.6	2:07.962		5	1:11.643	40.4	1:24.694	64.9	1:24.112		130.0	4:00.449	
2	40.189	<u>152.5</u>	40.497	101.8	<u>45.227</u>		206.5	2:05.913		6	1:30.616	65.5	1:03.573	66.3	1:16.438		72.5	3:50.627	
3	<u>39.049</u>	148.4	<u>39.336</u>	97.5	45.565		<u>213.4</u>	<u>2:03.950</u>		7	1:00.992	111.8	45.211	92.2	48.292		106.6	2:34.495	
4	40.675	143.0	40.198	98.0	46.672		208.9	2:07.545		8	39.982	151.3	39.465	<u>102.3</u>	46.198		197.4	2:05.645	

28 Lourenço Monteiro										Caterham Super 7									
lap	Sect-1	Speed	Sect-2	Speed	Sect-3	Speed	TopSpeed	laptime	pit	lap	Sect-1	Speed	Sect-2	Speed	Sect-3	Speed	Topspeed	laptime	pit
1		160.7	40.290	105.2	44.455		156.3	2:01.530		5	1:07.181	49.7	1:28.993	51.7	1:26.253		144.8	4:02.427	
2	38.442	150.8	38.624	108.3	44.547		213.4	2:01.613		6	1:25.312	64.4	1:10.846	57.1	1:16.168		78.3	3:52.326	
3	38.805	149.4	38.953	104.9	44.498		<u>215.1</u>	2:02.256		7	56.823	104.7	41.952	108.1	48.295		109.5	2:27.070	
4	39.033	154.5	39.160	106.5	44.911		206.1	2:03.104		8	<u>38.219</u>	<u>165.6</u>	<u>38.528</u>	110.4	<u>44.426</u>		213.4	<u>2:01.173</u>	

29 Paulo Costa										Caterham Super 7									
lap	Sect-1	Speed	Sect-2	Speed	Sect-3	Speed	TopSpeed	laptime	pit	lap	Sect-1	Speed	Sect-2	Speed	Sect-3	Speed	Topspeed	laptime	pit
1		142.1	40.098		<u>44.980</u>		168.8	2:05.476		5	1:09.508	61.1	1:26.802		1:24.544		182.4	4:00.854	
2	39.690	155.4	39.072		45.506		<u>216.9</u>	2:04.268		6	1:29.352	58.0	1:05.493	58.9	1:16.609		74.4	3:51.454	
3	39.537	<u>159.5</u>	39.979		45.075		206.5	2:04.591		7	58.305	92.3	43.018	111.8	46.071		90.2	2:27.394	
4	39.273	156.1	38.927		46.332		212.2	2:04.532		8	<u>38.905</u>	<u>159.5</u>	<u>38.534</u>	<u>113.6</u>	46.688		210.5	<u>2:04.127</u>	

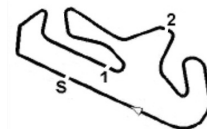
30 Gonçalo Lobo Vale										Caterham Super 7									
lap	Sect-1	Speed	Sect-2	Speed	Sect-3	Speed	TopSpeed	laptime	pit	lap	Sect-1	Speed	Sect-2	Speed	Sect-3	Speed	Topspeed	laptime	pit
1		<u>159.3</u>	38.622	<u>119.9</u>	44.577		161.9	2:00.059		5	1:05.105	41.1	1:28.914	63.7	1:26.876		164.9	4:00.895	
2	38.726	149.6	39.038	111.6	<u>44.515</u>		214.3	2:02.279		6	1:24.572	66.9	1:12.161	56.4	1:16.449		91.1	3:53.182	
3	39.098	155.8	38.720	106.6	44.539		214.3	2:02.357		7	56.766	109.2	41.498	109.6	49.518		120.4	2:27.782	
4	38.670	154.1	38.923	108.1	44.659		216.0	<u>2:02.252</u>		8	<u>38.226</u>	157.9	<u>38.484</u>	119.6	45.663		<u>216.4</u>	2:02.373	

32 A. Falcão-M. Falcão										Caterham Super 7										
lap	Sect-1	Speed	Sect-2	Speed	Sect-3	Speed	TopSpeed	laptime	pit	lap	Sect-1	Speed	Sect-2	Speed	Sect-3	Speed	Topspeed	laptime	pit	
1		<u>142.7</u>	<u>40.326</u>	<u>98.1</u>	Pit In		<u>170.6</u>	2:15.013		2										

33 D. Saraiva-S. Saraiva										Caterham Super 7									
lap	Sect-1	Speed	Sect-2	Speed	Sect-3	Speed	TopSpeed	laptime	pit	lap	Sect-1	Speed	Sect-2	Speed	Sect-3	Speed	Topspeed	laptime	pit
1		153.4	<u>38.560</u>	<u>115.5</u>	44.367		165.1	2:00.570		3	38.974	145.7	38.985	109.2	<u>44.235</u>		214.3	2:02.194	
2	<u>38.848</u>	145.7	38.957	106.2	44.321		<u>217.3</u>	<u>2:02.126</u>		4	38.860	<u>154.3</u>	39.073	103.0	Pit In		213.4	2:59.966	

34 Daniel Azevedo										Caterham Super 7									
lap	Sect-1	Speed	Sect-2	Speed	Sect-3	Speed	TopSpeed	laptime	pit	lap	Sect-1	Speed	Sect-2	Speed	Sect-3	Speed	Topspeed	laptime	pit
1		154.9	40.534	<u>109.1</u>	45.974		164.4	2:11.321		5	1:08.998	47.6	1:24.928	66.2	1:24.126		157.4	3:58.052	
2	<u>40.057</u>	143.6	40.476	102.8	<u>45.624</u>		<u>212.2</u>	2:06.157		6	1:30.616	73.8	1:01.211	60.3	1:16.648		75.4	3:48.475	
3	40.380	149.0	39.606	104.1	47.325		210.1	2:07.311		7	1:00.044	120.5	45.638	94.7	49.371		111.7	2:35.053	
4	40.895	159.5	<u>39.520</u>	105.3	48.163		203.8	2:08.578		8	40.187	<u>161.2</u>	39.810	108.3	46.101		208.5	<u>2:06.098</u>	

36 António Nunes Almeida										Caterham Super 7									
lap	Sect-1	Speed	Sect-2	Speed	Sect-3	Speed	TopSpeed	laptime	pit	lap	Sect-1	Speed	Sect-2	Speed	Sect-3	Speed	Topspeed	laptime	pit
1		154.1	39.305		<u>44.329</u>		157.0	2:00.970		5	1:10.237	44.6	1:28.072		1:25.245		148.4	4:03.554	
2	<u>38.645</u>	144.6	40.325		44.964		<u>217.3</u>	2:03.934		6	1:26.379	71.5	1:08.023		1:16.619		73.7	3:51.021	
3	39.554	157.7	39.142		44.530		216.9	2:03.226		7	56.554	99.6	41.508		46.982		93.9	2:25.044	
4	39.367	148.1	<u>38.578</u>		46.137		216.4	2:04.082		8	38.987	<u>167.7</u>	38.775		44.736		216.4	<u>2:02.498</u>	



Algarve Summer Party

Autódromo Internacional do Algarve

SUPER 7 by TOYO TIRES

28 - 31 July 2022

Laps and Sector Times - RACE 1 (20MIN.)

Autodromo Internacional Algarve - 4652 mtr.

38 Ricardo Pedrosa										Caterham Super 7									
lap	Sect-1	Speed	Sect-2	Speed	Sect-3	Speed	TopSpeed	laptime	pit	lap	Sect-1	Speed	Sect-2	Speed	Sect-3	Speed	Topspeed	laptime	pit
1		143.0	40.848		45.537		167.7	2:06.863		3	39.592	<u>160.2</u>	<u>39.423</u>		46.209		211.8	2:05.224	
2	<u>39.478</u>	155.4	39.812		<u>44.481</u>		<u>212.6</u>	<u>2:03.771</u>		4									

44 Nuno Afonso										Caterham Super 7									
lap	Sect-1	Speed	Sect-2	Speed	Sect-3	Speed	TopSpeed	laptime	pit	lap	Sect-1	Speed	Sect-2	Speed	Sect-3	Speed	Topspeed	laptime	pit
1		<u>168.0</u>	<u>37.951</u>	107.9	45.098		152.3	1:58.681		3	38.964	164.9	38.046	<u>109.4</u>	<u>44.733</u>		<u>208.9</u>	<u>2:01.743</u>	
2	<u>38.833</u>	159.5	38.385	105.5	45.074		208.1	2:02.292		4									

46 Néelson Gomes										Caterham Super 7									
lap	Sect-1	Speed	Sect-2	Speed	Sect-3	Speed	TopSpeed	laptime	pit	lap	Sect-1	Speed	Sect-2	Speed	Sect-3	Speed	Topspeed	laptime	pit
1		151.3	39.762	102.9	44.610		168.8	2:03.980		5	1:11.818	64.4	1:27.390	59.9	1:24.550		115.6	4:03.758	
2	<u>38.681</u>	146.3	39.370	109.6	<u>44.503</u>		213.0	<u>2:02.554</u>		6	1:29.037	67.0	1:05.826	59.5	1:16.592		72.6	3:51.455	
3	39.102	141.5	39.998	102.1	45.116		<u>214.3</u>	2:04.216		7	58.422	94.3	42.978	<u>113.8</u>	45.914		93.4	2:27.314	
4	40.623	151.0	38.932	108.8	45.059		213.0	2:04.614		8	39.131	<u>161.4</u>	<u>38.472</u>	113.2	46.197		204.2	2:03.800	

47 P. Dal Maso-G. Dal Maso										Caterham Super 7									
lap	Sect-1	Speed	Sect-2	Speed	Sect-3	Speed	TopSpeed	laptime	pit	lap	Sect-1	Speed	Sect-2	Speed	Sect-3	Speed	Topspeed	laptime	pit
1		142.9	41.007	101.0	46.128		159.3	2:07.952		5	1:14.017	51.6	1:25.528	64.4	1:24.208		162.2	4:03.753	
2	39.641	149.2	40.034	95.6	45.628		211.8	2:05.303		6	1:29.607	77.0	1:04.892	56.0	1:16.455		73.8	3:50.954	
3	<u>38.649</u>	147.3	39.044	<u>107.6</u>	45.138		<u>214.7</u>	<u>2:02.831</u>		7	59.143	111.3	44.546	95.7	46.805		104.3	2:30.494	
4	40.522	147.9	<u>38.752</u>	99.8	<u>44.523</u>		206.9	2:03.797		8	40.345	<u>150.0</u>	38.814	103.1	45.453		191.5	2:04.612	

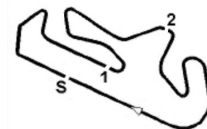
50 António Cristas										Caterham Super 7									
lap	Sect-1	Speed	Sect-2	Speed	Sect-3	Speed	TopSpeed	laptime	pit	lap	Sect-1	Speed	Sect-2	Speed	Sect-3	Speed	Topspeed	laptime	pit
1	46.238	129.0	42.945	99.5	48.389		164.1	2:18.951		5	1:05.484	66.8	1:10.057	61.2	1:20.793		102.7	3:36.334	
2	42.338	142.3	42.240	109.8	48.147		<u>192.5</u>	2:12.725		6	1:34.580	73.7	56.246	56.3	1:15.486		80.7	3:46.312	
3	<u>42.170</u>	158.1	43.250	97.1	48.905		187.5	2:14.325		7	1:04.655	98.3	46.701	<u>113.7</u>	49.009		84.4	2:40.365	
4	42.411	144.2	42.639	95.1	52.970		187.5	2:18.020		8	42.348	<u>161.2</u>	<u>42.091</u>	96.5	<u>47.931</u>		179.7	<u>2:12.370</u>	

55 Nuno Pires										Caterham Super 7									
lap	Sect-1	Speed	Sect-2	Speed	Sect-3	Speed	TopSpeed	laptime	pit	lap	Sect-1	Speed	Sect-2	Speed	Sect-3	Speed	Topspeed	laptime	pit
1		151.0	40.349	106.4	44.566		158.4	2:01.477		5	1:06.096	49.3	1:29.291	58.7	1:26.618		151.3	4:02.005	
2	38.801	149.2	39.371	108.7	44.545		213.4	2:02.717		6	1:24.962	62.7	1:11.146	54.8	1:16.375		81.8	3:52.483	
3	38.487	148.6	38.446	104.7	<u>44.445</u>		213.0	<u>2:01.378</u>		7	56.793	106.0	40.533	107.9	49.707		116.9	2:27.033	
4	38.816	151.9	38.798	106.5	45.084		<u>216.0</u>	2:02.698		8	<u>38.039</u>	<u>162.9</u>	<u>38.362</u>	<u>114.3</u>	45.037		211.8	2:01.438	

57 Bernardo Bello										Caterham Super 7									
lap	Sect-1	Speed	Sect-2	Speed	Sect-3	Speed	TopSpeed	laptime	pit	lap	Sect-1	Speed	Sect-2	Speed	Sect-3	Speed	Topspeed	laptime	pit
1		163.9	38.541	105.7	<u>44.471</u>		157.9	1:59.047		5	1:03.599	46.5	1:28.859	58.9	1:27.465		184.6	3:59.923	
2	39.042	157.9	38.477	105.3	44.679		211.8	2:02.198		6	1:23.635	65.6	1:12.693	53.4	1:17.464		85.2	3:53.792	
3	39.242	160.2	38.272	<u>109.0</u>	44.576		208.9	<u>2:02.090</u>		7	56.190	122.3	41.844	94.5	50.057		117.8	2:28.091	
4	39.266	<u>165.4</u>	38.630	100.6	44.858		<u>214.3</u>	2:02.754		8	<u>38.883</u>	164.4	<u>38.115</u>	106.0	45.590		200.0	2:02.588	

69 André Correia										Caterham Super 7									
lap	Sect-1	Speed	Sect-2	Speed	Sect-3	Speed	TopSpeed	laptime	pit	lap	Sect-1	Speed	Sect-2	Speed	Sect-3	Speed	Topspeed	laptime	pit
1		144.4	39.928	105.3	44.362		163.6	2:02.756		5	1:09.317	44.3	1:28.317	54.9	1:25.611		148.4	4:03.245	
2	<u>38.799</u>	143.2	38.883	107.5	44.709		216.4	<u>2:02.391</u>		6	1:25.827	71.0	1:08.792	55.4	1:16.576		69.8	3:51.195	
3	39.093	155.2	38.835	107.0	44.818		216.4	2:02.746		7	56.605	96.9	41.432	105.0	47.471		91.1	2:25.508	
4	39.203	148.8	<u>38.596</u>	<u>109.9</u>	46.050		216.4	2:03.849		8	39.493	<u>157.9</u>	38.836	107.1	<u>44.264</u>		<u>216.9</u>	2:02.593	

70 Setas-Pinto										Caterham Super 7									
lap	Sect-1	Speed	Sect-2	Speed	Sect-3	Speed	TopSpeed	laptime	pit	lap	Sect-1	Speed	Sect-2	Speed	Sect-3	Speed	Topspeed	laptime	pit
1		146.3	41.392		46.147		169.3	2:11.138		5	1:07.230	47.7	1:24.490		1:23.218		146.5	3:54.938	
2	<u>39.735</u>	143.6	40.642		<u>45.941</u>		<u>208.5</u>	2:06.318		6	1:30.740	70.2	1:01.483		1:16.280		76.9	3:48.503	
3	40.757	150.8	40.219		47.010		207.7	2:07.986		7	1:01.415	120.8	45.640		49.589		102.3	2:36.644	
4	41.016	148.4	<u>39.923</u>		50.242		207.3	2:11.181		8	39.888	<u>163.9</u>	40.078		46.145		201.5	<u>2:06.111</u>	



Algarve Summer Party

Autódromo Internacional do Algarve

SUPER 7 by TOYO TIRES

28 - 31 July 2022

Laps and Sector Times - RACE 1 (20MIN.)

Autodromo Internacional Algarve - 4652 mtr.

71		Alex Areia							Caterham Super 7										
lap	Sect-1	Speed	Sect-2	Speed	Sect-3	Speed	TopSpeed	laptime	pit	lap	Sect-1	Speed	Sect-2	Speed	Sect-3	Speed	Topspeed	laptime	pit
1		<u>167.2</u>	<u>38.338</u>	109.4	44.400		153.0	1:58.733		5	1:04.755	44.2	1:28.884	61.0	1:27.079		180.9	4:00.718	
2	39.394	162.4	38.903	107.7	<u>44.271</u>		209.7	2:02.568		6	1:24.301	62.9	1:12.313	56.6	1:16.815		92.8	3:53.429	
3	39.690	164.1	38.782	106.7	44.452		210.9	2:02.924		7	56.582	108.7	41.602	101.0	49.608		115.3	2:27.792	
4	39.022	156.7	38.720	108.0	44.676		<u>214.3</u>	<u>2:02.418</u>		8	<u>38.656</u>	161.7	39.019	<u>110.7</u>	45.120		213.0	2:02.795	

72		Mico Mineiro							Caterham Super 7										
lap	Sect-1	Speed	Sect-2	Speed	Sect-3	Speed	TopSpeed	laptime	pit	lap	Sect-1	Speed	Sect-2	Speed	Sect-3	Speed	Topspeed	laptime	pit
1		144.6	40.613	96.8	45.610		173.6	2:08.035		5	1:13.163	52.0	1:25.809	58.6	1:24.391		174.8	4:03.363	
2	39.218	158.6	39.933	101.5	45.176		<u>213.4</u>	2:04.327		6	1:29.396	71.1	1:04.896	58.2	1:16.662		71.5	3:50.954	
3	<u>39.043</u>	153.8	38.843	<u>105.7</u>	45.531		212.2	<u>2:03.417</u>		7	58.801	110.7	44.782	95.9	47.140		102.7	2:30.723	
4	39.886	152.5	38.994	97.3	<u>45.034</u>		210.9	2:03.914		8	40.446	<u>160.5</u>	<u>38.756</u>	105.6	45.693		186.2	2:04.895	

74		Bernardo Gonzalez							Caterham Super 7										
lap	Sect-1	Speed	Sect-2	Speed	Sect-3	Speed	TopSpeed	laptime	pit	lap	Sect-1	Speed	Sect-2	Speed	Sect-3	Speed	Topspeed	laptime	pit
1		<u>151.3</u>	43.039	<u>106.6</u>	47.963		164.6	2:17.540		5	1:03.125	71.4	1:09.272	52.1	1:22.833		116.8	3:35.230	
2	42.554	146.7	<u>41.503</u>	103.1	47.950		184.6	2:12.007		6	1:32.447	70.0	58.172	63.8	1:16.706		88.1	3:47.325	
3	<u>41.277</u>	149.4	42.053	101.4	<u>47.469</u>		191.5	<u>2:10.799</u>		7	1:03.323	94.1	44.903	103.0	48.257		87.8	2:36.483	
4	43.023	143.6	41.733	105.7	57.528		<u>194.2</u>	2:22.284		8	41.706	149.2	41.633	102.0	47.671		185.9	2:11.010	

77		Frederico Brion Sanches							Caterham Super 7										
lap	Sect-1	Speed	Sect-2	Speed	Sect-3	Speed	TopSpeed	laptime	pit	lap	Sect-1	Speed	Sect-2	Speed	Sect-3	Speed	Topspeed	laptime	pit
1		152.3	<u>41.990</u>	102.5	47.896		164.6	2:14.752		3	<u>41.721</u>	<u>152.8</u>	42.154	<u>104.3</u>	<u>47.353</u>		<u>198.9</u>	<u>2:11.228</u>	
2	43.147	138.5	42.176	98.9	47.730		188.8	2:13.053		4									

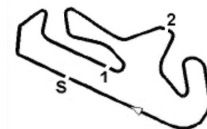
79		Manuel Abreu Lopes							Caterham Super 7										
lap	Sect-1	Speed	Sect-2	Speed	Sect-3	Speed	TopSpeed	laptime	pit	lap	Sect-1	Speed	Sect-2	Speed	Sect-3	Speed	Topspeed	laptime	pit
1	48.698	122.6	44.663	<u>109.3</u>	51.068		152.5	2:25.867		5	46.665	121.5	1:01.113	64.3	1:20.723		150.8	3:08.501	
2	44.746	123.7	45.071	99.6	51.861		179.1	2:21.678		6	1:34.754	68.5	56.105	52.1	1:15.525		83.8	3:46.384	
3	44.827	131.1	<u>44.101</u>	98.3	52.050		<u>180.9</u>	2:20.978		7	1:04.926	89.6	47.130	105.3	51.179		91.8	2:43.235	
4	44.886	120.7	47.202	94.9	52.096		180.6	2:24.184		8	<u>44.019</u>	<u>138.8</u>	44.167	103.3	<u>51.009</u>		180.6	2:19.195	

80		Tiago Fino							Caterham Super 7										
lap	Sect-1	Speed	Sect-2	Speed	Sect-3	Speed	TopSpeed	laptime	pit	lap	Sect-1	Speed	Sect-2	Speed	Sect-3	Speed	Topspeed	laptime	pit
1		152.1	41.282	<u>109.1</u>	47.891		162.4	2:14.663		5	1:03.296	82.8	1:09.001	55.7	1:25.089		114.9	3:37.386	
2	41.929	150.2	41.203	102.0	47.680		185.2	<u>2:10.812</u>		6	1:30.819	69.9	58.497	62.7	1:16.913		86.5	3:46.229	
3	42.254	152.1	41.133	102.5	47.497		<u>194.2</u>	2:10.884		7	1:02.469	103.8	44.142	99.5	49.295		100.7	2:35.906	
4	<u>41.791</u>	141.9	41.689	107.1	58.880		<u>194.2</u>	2:22.360		8	43.046	<u>159.1</u>	<u>40.798</u>	105.1	<u>46.973</u>		190.1	2:10.817	

81		Matos-González-Vallinas							Caterham Super 7										
lap	Sect-1	Speed	Sect-2	Speed	Sect-3	Speed	TopSpeed	laptime	pit	lap	Sect-1	Speed	Sect-2	Speed	Sect-3	Speed	Topspeed	laptime	pit
1		146.7	<u>39.618</u>		<u>45.884</u>		165.6	2:04.807		5	1:07.932	49.0	1:24.653		1:25.248		164.4	3:57.833	
2	41.354	149.2	40.700		46.668		<u>204.2</u>	2:08.722		6	1:28.968	69.4	1:02.261		1:16.015		77.9	3:47.244	
3	40.899	138.5	40.278		46.341		198.9	2:07.518		7	1:00.645	126.6	45.486		49.397		100.0	2:35.528	
4	41.590	150.8	41.486		49.111		174.8	2:12.187		8	<u>40.285</u>	<u>164.1</u>	39.669		46.548		201.1	<u>2:06.502</u>	

82		José Mil Homens							Caterham Super 7										
lap	Sect-1	Speed	Sect-2	Speed	Sect-3	Speed	TopSpeed	laptime	pit	lap	Sect-1	Speed	Sect-2	Speed	Sect-3	Speed	Topspeed	laptime	pit
1	46.581	148.4	42.571	107.9	50.793		161.2	2:20.522		5	Pit Out	107.7	50.261	83.9	1:04.215			5:39.830	
2	41.955	145.2	42.182	<u>109.1</u>	48.156		185.2	<u>2:12.293</u>		6	55.971	111.7	50.818	89.4	57.616		125.7	2:44.405	
3	<u>41.371</u>	<u>152.3</u>	42.648	94.1	48.335		<u>188.8</u>	2:12.354		7	54.231	115.6	42.943	100.6	49.025		121.8	2:26.199	
4	41.568	152.1	41.732	94.6	Pit In		185.6	2:26.668		8	43.576	151.5	<u>41.727</u>	98.2	<u>47.992</u>		175.0	2:13.295	

88		Paulo Santos							Caterham Super 7										
lap	Sect-1	Speed	Sect-2	Speed	Sect-3	Speed	TopSpeed	laptime	pit	lap	Sect-1	Speed	Sect-2	Speed	Sect-3	Speed	Topspeed	laptime	pit
1		155.6	41.646	108.0	47.833		161.4	2:15.580		5	1:04.204	80.9	1:10.001	49.2	1:22.973		115.6	3:37.178	
2	42.034	<u>161.9</u>	41.286	105.4	<u>46.572</u>		<u>193.5</u>	<u>2:09.892</u>		6	1:31.236	73.9	58.762	64.3	1:16.750		90.4	3:46.748	
3	42.234	155.2	41.432		47.178		188.8	2:10.844		7	1:02.729	109.3	43.691		48.519		92.4	2:34.939	



Algarve Summer Party

Autódromo Internacional do Algarve

SUPER 7 by TOYO TIRES

28 - 31 July 2022

Laps and Sector Times - RACE 1 (20MIN.)

Autodromo Internacional Algarve - 4652 mtr.

4	42.383	151.3	41.414	59.193	187.8	2:22.990	8	42.394	157.9	40.834	109.5	47.709	185.6	2:10.937
---	--------	-------	--------	--------	-------	----------	---	--------	-------	--------	-------	--------	-------	----------

92 João Aguiar Branco									Caterham Super 7										
lap	Sect-1	Speed	Sect-2	Speed	Sect-3	Speed	TopSpeed	laptime	pit	lap	Sect-1	Speed	Sect-2	Speed	Sect-3	Speed	Topspeed	laptime	pit
1		152.5	39.934	102.5	<u>44.549</u>		162.2	2:02.719		5	1:10.736	51.1	1:27.862	59.0	1:25.339		140.6	4:03.937	
2	39.375	155.4	39.248	100.9	44.871		216.0	2:03.494		6	1:26.511	72.3	1:07.792	56.0	1:16.898		77.0	3:51.201	
3	39.290	143.4	39.655	100.7	44.863		<u>216.4</u>	2:03.808		7	57.376	93.1	41.654	103.7	46.614		92.3	2:25.644	
4	39.476	151.3	38.797	100.3	45.079		206.9	2:03.352		8	<u>38.892</u>	<u>158.1</u>	<u>38.632</u>	<u>107.1</u>	44.679		209.7	<u>2:02.203</u>	

96 Miguel Lobo									Caterham Super 7										
lap	Sect-1	Speed	Sect-2	Speed	Sect-3	Speed	TopSpeed	laptime	pit	lap	Sect-1	Speed	Sect-2	Speed	Sect-3	Speed	Topspeed	laptime	pit
1		152.5	40.084	95.5	45.179		164.9	2:05.022		5	1:10.911	63.0	1:27.688	58.0	1:24.758		123.6	4:03.357	
2	38.891	150.8	38.860	103.3	45.039		214.3	2:02.790		6	1:28.320	75.0	1:06.701	57.4	1:16.248		73.2	3:51.269	
3	38.616	147.1	39.526	<u>109.0</u>	45.254		213.0	2:03.396		7	58.548	97.0	41.063	104.3	46.105		94.3	2:25.716	
4	40.196	153.4	38.588	107.4	45.099		<u>217.3</u>	2:03.883		8	<u>38.275</u>	<u>154.9</u>	<u>38.455</u>	107.0	<u>44.799</u>		210.5	<u>2:01.529</u>	

97 Ferreira-Veiga									Caterham Super 7										
lap	Sect-1	Speed	Sect-2	Speed	Sect-3	Speed	TopSpeed	laptime	pit	lap	Sect-1	Speed	Sect-2	Speed	Sect-3	Speed	Topspeed	laptime	pit
1		153.4	42.835	<u>114.8</u>	48.398		167.2	2:17.553		3	<u>41.694</u>	151.9	<u>41.055</u>		<u>47.790</u>		189.1	<u>2:10.539</u>	
2	42.227	<u>157.4</u>	41.346	106.0	48.230		182.7	2:11.803		4									