

Algarve Summer Party

Autódromo Internacional do Algarve

HISTORIC ENDURANCE

28 - 31 July 2022

Laps and Sector Times - RACE 2 (50MIN.)

Autodromo Internacional Algarve - 4652 mtr.

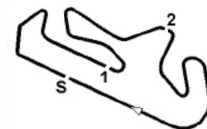
1 Velasco-Freitas										Porsche 356 SC									
lap	Sect-1	Speed	Sect-2	Speed	Sect-3	Speed	TopSpeed	laptime	pit	lap	Sect-1	Speed	Sect-2	Speed	Sect-3	Speed	Topspeed	laptime	pit
1	55.882	106.6	51.781	89.3	57.888		150.6	2:45.551		8	50.250	118.2	49.220	97.8	57.262		172.5	2:36.732	
2	52.751	105.9	51.182	82.0	57.516		174.2	2:41.449		9	51.492	119.2	50.386	80.8	Pit In		159.8	2:46.961	
3	50.320	105.8	50.591	90.0	56.402		173.6	2:37.313		10	Pit Out	136.9	48.429	89.0	<u>53.044</u>			3:55.938	
4	49.764	106.9	50.273	95.7	55.863		175.6	2:35.900		11	48.150	129.5	<u>47.615</u>	<u>98.5</u>	53.633		177.3	<u>2:29.398</u>	
5	49.836	112.1	50.527	88.7	57.149		174.2	2:37.512		12	48.368	124.4	48.523	85.4	54.262		<u>177.6</u>	2:31.153	
6	51.189	118.7	49.666	92.3	57.346		170.6	2:38.201		13	<u>47.543</u>	<u>140.3</u>	48.272	89.8	54.613		175.3	2:30.428	
7	51.776	106.8	51.193	95.3	57.854		175.9	2:40.823		14									

12 François Guerin										Porsche 356									
lap	Sect-1	Speed	Sect-2	Speed	Sect-3	Speed	TopSpeed	laptime	pit	lap	Sect-1	Speed	Sect-2	Speed	Sect-3	Speed	Topspeed	laptime	pit
1	56.383	101.1	51.290	81.5	57.887		145.2	2:57.381		10	49.572	120.7	50.616	83.6	Pit In		167.4	2:45.746	
2	50.473	112.0	50.715	<u>91.7</u>	56.855		<u>171.4</u>	2:38.043		11	Pit Out	119.9	50.443	73.6	58.046			5:17.787	
3	49.809	111.2	51.538	87.9	57.439		169.5	2:38.786		12	49.958	113.7	50.552	87.1	57.535		166.2	2:38.045	
4	50.437	107.4	50.549	85.9	<u>56.301</u>		168.8	2:37.287		13	51.053	123.7	50.917	87.9	59.090		164.1	2:41.060	
5	<u>49.226</u>	117.3	51.014	83.3	56.403		168.0	<u>2:36.643</u>		14	52.435	115.4	51.104	80.1	1:00.151		156.7	2:43.690	
6	51.529	129.3	51.083	83.2	56.499		166.9	2:39.111		15	51.991	118.0	53.804	83.3	58.030		164.9	2:43.825	
7	50.272	117.5	50.928	87.1	57.556		167.4	2:38.756		16	49.500	<u>130.1</u>	50.824	75.2	59.347		167.4	2:39.671	
8	50.143	123.7	<u>49.378</u>	87.8	57.660		167.4	2:37.181		17	49.875	120.0	50.279	84.8	57.313		168.0	2:37.467	
9	50.004	127.1	50.797	79.1	58.099		166.7	2:38.900		18	50.728	117.1	50.613	87.4	57.570		163.1	2:38.911	

14 Mira Gomes-Afoito										Lotus Seven									
lap	Sect-1	Speed	Sect-2	Speed	Sect-3	Speed	TopSpeed	laptime	pit	lap	Sect-1	Speed	Sect-2	Speed	Sect-3	Speed	Topspeed	laptime	pit
1	50.985	125.1	46.186	90.2	53.262		165.9	2:30.433		12	43.149	136.9	43.774	104.4	49.162		185.2	2:16.085	
2	44.778	132.7	44.856	94.5	51.468		194.9	2:21.102		13	43.451	138.8	42.816	101.1	48.223		189.1	2:14.490	
3	44.523	124.9	45.074	95.2	51.738		193.9	2:21.335		14	42.077	135.3	42.353	108.2	48.881		193.2	2:13.311	
4	44.622	131.9	45.050	91.8	51.310		<u>198.5</u>	2:20.982		15	42.678	141.5	<u>42.026</u>	104.4	<u>47.989</u>		190.8	<u>2:12.693</u>	
5	44.790	128.7	45.400	92.5	51.246		193.9	2:21.436		16	45.458	145.4	42.340	108.5	48.963		187.8	2:16.761	
6	44.218	135.8	44.738	99.1	51.240		191.5	2:20.196		17	43.317	131.4	43.053	99.8	49.219		193.9	2:15.589	
7	44.335	133.7	44.525	94.7	50.770		191.5	2:19.630		18	42.726	139.0	42.093	107.5	48.115		186.2	2:12.934	
8	44.088	134.3	43.851	94.1	51.067		190.8	2:19.006		19	43.613	<u>148.8</u>	43.500	99.3	48.904		169.8	2:16.017	
9	45.823	136.0	44.432	97.0	52.239		191.5	2:22.494		20	43.447	132.4	42.820	110.7	48.672		189.5	2:14.939	
10	44.868	147.7	44.978	91.1	Pit In		184.9	2:29.067		21	<u>41.812</u>	145.4	42.743	97.4	48.822		192.5	2:13.377	
11	Pit Out	141.4	43.298	105.2	48.300			3:44.900		22									

21 Frank Veenstra										Ford Anglia 1200 Super									
lap	Sect-1	Speed	Sect-2	Speed	Sect-3	Speed	TopSpeed	laptime	pit	lap	Sect-1	Speed	Sect-2	Speed	Sect-3	Speed	Topspeed	laptime	pit
1	55.254	108.3	52.801	85.8	57.714		143.4	2:45.769		10	50.735	109.5	52.813	86.3	Pit In		170.3	2:46.736	
2	50.842	104.1	53.570	84.6	56.894		169.8	2:41.306		11	Pit Out	109.4	51.619	92.5	57.159			4:12.780	
3	50.717	104.8	52.042	87.8	56.265		164.9	2:39.024		12	51.599	104.8	52.549	86.5	56.448		169.8	2:40.596	
4	50.570	99.6	51.415	85.2	55.459		170.9	<u>2:37.444</u>		13	52.809	101.3	51.995	80.2	57.725		139.9	2:42.529	
5	<u>49.968</u>	109.3	51.042	84.5	56.568		170.3	2:37.578		14	50.656	107.4	1:20.042	85.0	57.646		166.9	3:08.344	
6	51.956	112.3	51.390	89.1	<u>55.407</u>		<u>174.8</u>	2:38.753		15	50.942	102.7	53.410	84.6	56.765		163.1	2:41.117	
7	50.601	106.8	51.458	<u>96.9</u>	56.758		172.5	2:38.817		16	51.497	108.8	52.905	91.4	56.880		168.8	2:41.282	
8	51.522	112.7	51.894	95.5	56.184		172.0	2:39.600		17	50.429	111.7	51.446	87.0	57.224		170.9	2:39.099	
9	50.160	<u>114.6</u>	<u>51.009</u>	88.2	56.691		171.7	2:37.860		18	50.005	104.3	52.167	85.4	57.090		172.0	2:39.262	

28 Per-Ake Forsvall										Lotus Elan									
lap	Sect-1	Speed	Sect-2	Speed	Sect-3	Speed	TopSpeed	laptime	pit	lap	Sect-1	Speed	Sect-2	Speed	Sect-3	Speed	Topspeed	laptime	pit
1	49.936	113.1	47.176	97.8	52.139		178.2	2:29.251		12	45.571	<u>138.8</u>	46.597	81.0	Pit In		181.8	2:32.172	
2	45.544	117.4	48.184	97.5	51.908		206.9	2:25.636		13	Pit Out	123.6	49.600	78.9	56.360			4:03.490	
3	44.514	123.1	46.022	<u>98.7</u>	51.647		204.9	2:22.183		14	46.339	121.2	48.775	87.0	52.266		179.1	2:27.380	
4	44.115	125.0	45.730	96.1	52.168		<u>209.3</u>	2:22.013		15	44.626	118.6	47.216	82.1	52.529		194.9	2:24.371	
5	44.141	125.7	46.731	94.0	<u>51.298</u>		203.8	2:22.170		16	45.593	116.5	48.252	93.8	53.255		206.9	2:27.100	
6	43.959	129.3	<u>45.379</u>	94.7	52.335		190.1	<u>2:21.673</u>		17	44.480	122.3	46.002	87.2	52.440		193.9	2:22.922	
7	<u>43.938</u>	126.9	45.880	97.3	52.445		200.4	2:22.263		18	45.132	130.4	46.466	81.7	52.205		192.9	2:23.803	
8	45.218	132.5	45.855	84.7	51.458		178.8	2:22.531		19	44.448	124.3	46.940	87.9	52.072		194.9	2:23.460	
9	46.151	132.7	46.064	84.9	52.058		170.9	2:24.273		20	44.938	126.5	46.748	78.3	52.691		191.8	2:24.377	
10	45.592	126.6	46.347	89.6	51.698		186.2	2:23.637		21	44.203	122.4	46.045	80.5	52.050		199.3	2:22.298	
11	44.805	115.4	47.790	88.5	53.688		180.9	2:26.283		22									



Algarve Summer Party

Autódromo Internacional do Algarve

HISTORIC ENDURANCE

28 - 31 July 2022

Laps and Sector Times - RACE 2 (50MIN.)

Autodromo Internacional Algarve - 4652 mtr.

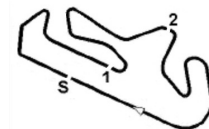
33		S. Coutinho-Pereira							BMW 2800 CS										
lap	Sect-1	Speed	Sect-2	Speed	Sect-3	Speed	TopSpeed	laptime	pit	lap	Sect-1	Speed	Sect-2	Speed	Sect-3	Speed	Topspeed	laptime	pit
1		135.3	43.554	89.1	49.044		175.0	2:16.242		11	41.867	122.2	46.530	94.6	Pit In		207.3	2:23.301	
2	41.451	136.9	42.392	92.9	<u>47.356</u>		210.1	2:11.199		12	Pit Out	126.6	44.918	98.5	49.504			3:48.868	
3	41.553	131.7	42.548	92.1	47.426		209.7	2:11.527		13	43.893	136.2	44.320	85.1	49.936		205.3	2:18.149	
4	<u>41.302</u>	<u>141.0</u>	43.198	91.1	48.387		210.9	2:12.887		14	45.460	129.5	44.941	92.3	49.658		204.9	2:20.059	
5	41.793	135.8	42.439	98.5	48.345		209.3	2:12.577		15	43.928	127.4	43.748	<u>109.6</u>	49.298		191.5	2:16.974	
6	41.830	131.2	43.891	100.5	47.978		208.5	2:13.699		16	43.323	132.8	43.521	104.0	49.207		203.8	2:16.051	
7	41.815	130.8	42.413	98.5	47.372		208.9	2:11.600		17	43.378	133.0	43.702	104.1	49.551		206.1	2:16.631	
8	41.986	139.5	<u>42.234</u>	100.6	47.677		<u>211.4</u>	2:11.897		18	43.283	131.4	45.172	101.1	Pit In		203.4	3:00.305	
9	41.442	133.3	42.279	93.5	47.474		209.3	<u>2:11.195</u>		19								4:20.365	
10	42.552	126.9	42.746	101.1	47.756		202.2	2:13.054		20									

47		Diaz-Rincon-Sottomayor							Alfa Romeo GTAM										
lap	Sect-1	Speed	Sect-2	Speed	Sect-3	Speed	TopSpeed	laptime	pit	lap	Sect-1	Speed	Sect-2	Speed	Sect-3	Speed	Topspeed	laptime	pit
1	50.079	136.2	46.696	94.1	50.946		173.1	2:27.721		12	46.666	117.6	47.719	88.7	52.173		175.9	2:26.558	
2	46.373	133.8	46.377	95.7	52.295		200.0	2:25.045		13	44.961	120.8	47.805	86.8	51.811		192.2	2:24.577	
3	44.459	132.5	46.511	97.7	52.271		200.0	2:23.241		14	46.412	119.6	46.670	89.3	52.120		174.5	2:25.202	
4	44.790	133.2	44.902	102.8	51.398		<u>202.2</u>	2:21.090		15	45.156	111.8	47.203	84.2	51.792		194.6	2:24.151	
5	44.882	122.3	46.243	105.4	51.471		194.2	2:22.596		16	46.074	121.1	46.450	87.4	51.037		181.8	2:23.561	
6	44.968	138.5	<u>44.539</u>	<u>108.2</u>	52.017		184.0	2:21.524		17	44.952	122.4	46.049	83.5	50.592		194.6	2:21.593	
7	44.468	138.8	44.724	99.1	51.142		187.8	2:20.334		18	45.895	115.0	46.290	87.2	50.694		187.8	2:22.879	
8	44.226	<u>142.5</u>	46.130	102.3	51.707		196.0	2:22.063		19	45.063	121.1	45.642	95.6	51.383		185.2	2:22.088	
9	<u>44.141</u>	137.6	46.042	96.5	Pit In		193.5	2:29.278		20	45.638	134.2	45.160	107.6	50.644		193.2	2:21.442	
10	Pit Out	111.9	49.106	78.3	52.650			4:20.245		21	45.247	127.8	45.266	96.6	<u>49.629</u>		191.5	<u>2:20.142</u>	
11	46.865	110.5	48.977	84.2	53.540		181.8	2:29.382		22									

49		Joaquim Soares							Lotus Elan										
lap	Sect-1	Speed	Sect-2	Speed	Sect-3	Speed	TopSpeed	laptime	pit	lap	Sect-1	Speed	Sect-2	Speed	Sect-3	Speed	Topspeed	laptime	pit
1		133.7	43.925	93.6	49.739		185.6	2:16.611		12	42.577	121.9	44.057	99.0	Pit In		201.9	2:22.430	
2	41.778	135.3	42.388	92.9	48.879		211.8	2:13.045		13	Pit Out	131.2	43.471	93.7	49.397			3:44.822	
3	41.817	142.1	42.546	96.9	49.164		211.8	2:13.527		14	41.738	133.0	43.110	98.1	49.573		<u>213.9</u>	2:14.421	
4	41.844	131.1	42.826	94.7	50.066		211.8	2:14.736		15	42.947	133.3	42.978	<u>101.8</u>	49.133		184.9	2:15.058	
5	41.866	142.7	42.265	96.8	48.846		213.0	2:12.977		16	41.946	132.4	42.452	94.8	48.789		206.9	2:13.187	
6	41.960	140.4	43.065	95.7	49.986		207.3	2:15.011		17	41.798	127.7	42.955	101.2	49.055		213.0	2:13.808	
7	43.108	143.6	42.515	93.5	48.951		198.9	2:14.574		18	41.624	143.2	42.448	99.4	48.992		210.9	2:13.064	
8	41.668	137.8	42.280	97.7	49.197		206.1	2:13.145		19	41.616	140.6	42.502	97.5	49.115		207.7	2:13.233	
9	41.804	139.4	42.198	92.5	<u>48.588</u>		206.5	2:12.590		20	41.861	<u>146.3</u>	42.353	94.4	48.881		200.4	2:13.095	
10	<u>41.437</u>	136.7	<u>42.128</u>	92.2	48.697		210.9	<u>2:12.262</u>		21	41.964	131.2	42.949	90.8	49.233		200.4	2:14.146	
11	41.601	136.2	44.357	85.7	49.297		207.7	2:15.255		22	42.745	139.9	42.511	99.2	48.678		205.3	2:13.934	

50		Bevilacqua-Magalhães-Veiga							Alfa Romeo Giulia Ti Super										
lap	Sect-1	Speed	Sect-2	Speed	Sect-3	Speed	TopSpeed	laptime	pit	lap	Sect-1	Speed	Sect-2	Speed	Sect-3	Speed	Topspeed	laptime	pit
1	53.773	117.9	53.479	81.6	56.029		152.8	2:43.281		11	Pit Out	120.5	50.618	80.9	55.870			4:23.408	
2	49.270	125.0	50.157	84.8	55.227		171.7	2:34.654		12	49.280	118.6	50.443		54.154		179.4	2:33.877	
3	49.475	121.8	49.650	87.9	55.654		174.5	2:34.779		13	50.005	120.4	48.818	86.8	55.522		159.1	2:34.345	
4	49.399	125.7	50.186	84.5	55.170		174.8	2:34.755		14	48.374	129.7	48.798	89.6	53.417		<u>180.9</u>	2:30.589	
5	49.152	114.4	49.926	85.7	55.482		173.9	2:34.560		15	47.917	120.8	48.508	86.9	53.998		179.4	2:30.423	
6	48.991	120.5	50.586	80.8	56.149		175.6	2:35.726		16	47.781	132.0	49.749	85.7	54.616		179.4	2:32.146	
7	49.572	<u>140.8</u>	50.163	<u>94.7</u>	55.964		177.6	2:35.699		17	49.442	133.2	48.371	90.5	<u>53.114</u>		180.0	2:30.927	
8	49.141	136.9	50.230		55.821		173.9	2:35.192		18	<u>47.765</u>	127.1	48.397	87.7	53.321		<u>180.9</u>	2:29.483	
9	49.939	134.7	51.290	86.5	55.652		175.0	2:36.881		19	47.813	132.8	<u>48.335</u>	91.1	53.209		179.4	<u>2:29.357</u>	
10	51.391	133.2	52.593	91.4	Pit In		170.9	2:47.954		20									

51		Santos-Petiz							Alfa Romeo GTAM										
lap	Sect-1	Speed	Sect-2	Speed	Sect-3	Speed	TopSpeed	laptime	pit	lap	Sect-1	Speed	Sect-2	Speed	Sect-3	Speed	Topspeed	laptime	pit
1	49.960	115.1	46.540	95.1	51.759		174.2	2:28.259		12	44.591	116.3	45.579	91.8	50.232		196.0	2:20.402	
2	46.645	121.6	47.479	97.8	49.731		189.5	2:23.855		13	44.043	136.7	46.330	92.9	50.723		<u>198.2</u>	2:21.096	
3	45.173	119.5	45.807	100.4	50.564		190.5	2:21.544		14	44.314	126.3	45.896	87.1	50.748		192.5	2:20.958	
4	44.252	122.7	44.834	101.7	49.812		192.2	2:18.898		15	44.711	129.0	44.323	94.2	49.975		193.5	2:19.009	



Algarve Summer Party

Autódromo Internacional do Algarve

HISTORIC ENDURANCE

28 - 31 July 2022

Laps and Sector Times - RACE 2 (50MIN.)

Autodromo Internacional Algarve - 4652 mtr.

5	44.604	123.3	44.509	106.6	49.809	186.9	2:18.922	16	46.250	129.0	44.760	93.8	50.179	176.2	2:21.189
6	44.663	134.0	<u>43.926</u>	<u>108.7</u>	49.816	184.6	<u>2:18.405</u>	17	44.370	128.6	44.997	92.5	50.951	190.8	2:20.318
7	44.217	127.5	45.051	98.9	<u>49.413</u>	190.8	2:18.681	18	<u>44.027</u>	135.5	44.466	94.0	50.613	191.2	2:19.106
8	44.421	125.7	44.790	107.1	50.233	193.9	2:19.444	19	44.816	135.2	45.021	93.3	49.758	186.2	2:19.595
9	45.698	129.2	44.620	101.2	49.658	197.8	2:19.976	20	44.593	137.2	45.479	91.4	50.764	191.8	2:20.836
10	44.578	124.4	45.358	98.0	Pit In	189.5	2:28.159	21	44.922	<u>140.3</u>	44.648	96.3	50.603	184.0	2:20.173
11	Pit Out	122.6	45.451	96.2	50.495		3:40.514	22							

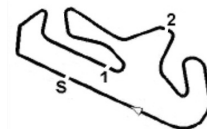
57 Uiterwaal-Nillson									Ford Mustang										
lap	Sect-1	Speed	Sect-2	Speed	Sect-3	Speed	TopSpeed	laptime	pit	lap	Sect-1	Speed	Sect-2	Speed	Sect-3	Speed	Topspeed	laptime	pit
1	55.998	104.8	51.447	84.0	57.462		144.8	2:56.426		9	49.577	<u>115.3</u>	<u>48.653</u>	82.6	57.092		164.4	<u>2:35.322</u>	
2	50.512	104.8	49.799	86.6	57.251		166.2	2:37.562		10	52.959	101.8	50.354	88.7	Pit In		152.8	2:49.509	
3	49.510	108.2	50.239	89.9	56.529		168.5	2:36.278		11	Pit Out	97.7	50.769	88.0	56.756			4:12.116	
4	<u>49.465</u>	102.0	50.608	84.8	56.251		174.8	2:36.324		12	49.902	104.9	50.641	89.6	<u>56.193</u>		166.2	2:36.736	
5	50.622	101.7	49.629	76.9	57.270		173.6	2:37.521		13	52.685	100.0	50.279	78.1	56.838		149.0	2:39.802	
6	51.487	110.2	50.959	79.3	57.443		158.6	2:39.889		14	50.431	97.0	50.186	81.1	57.730		169.8	2:38.347	
7	52.678	108.2	49.926	79.9	56.285		153.4	2:38.889		15	50.965	100.3	51.160	81.9	56.899		161.7	2:39.024	
8	51.134	114.5	49.032	<u>94.7</u>	56.316		<u>187.8</u>	2:36.482		16	50.179	102.6	50.209	81.8	1:01.265		171.7	2:41.653	

63 Ricardo Bravo									Alfa Romeo GTA										
lap	Sect-1	Speed	Sect-2	Speed	Sect-3	Speed	TopSpeed	laptime	pit	lap	Sect-1	Speed	Sect-2	Speed	Sect-3	Speed	Topspeed	laptime	pit
1		123.7	46.636	86.2	51.977		180.3	2:27.930		8	43.507	131.5	44.886	86.0	53.452		<u>209.7</u>	2:21.845	
2	44.784	126.2	44.397	92.0	50.217		207.7	2:19.398		9	46.395	130.6	44.426	92.7	51.433		203.8	2:22.254	
3	43.312	132.2	<u>44.308</u>	94.9	50.283		207.7	<u>2:17.903</u>		10	43.732	130.8	45.349	88.5	Pit In		206.1	2:27.553	
4	43.942	132.2	44.902	<u>96.2</u>	51.021		205.7	2:19.865		11	Pit Out	115.0	45.881	92.2	50.394			3:48.022	
5	45.237	131.7	44.426	92.8	<u>50.065</u>		205.7	2:19.728		12	43.798	121.8	44.786	93.8	51.834		203.8	2:20.418	
6	43.941	<u>135.5</u>	45.550	87.8	50.858		206.9	2:20.349		13	1:12.187	58.4	1:14.115	57.5	Pit In		203.4	4:11.290	
7	<u>43.214</u>	132.2	44.890	90.6	50.159		208.5	2:18.263		14									

80 Vaz-Soares									Porsche 911 3.0 RS										
lap	Sect-1	Speed	Sect-2	Speed	Sect-3	Speed	TopSpeed	laptime	pit	lap	Sect-1	Speed	Sect-2	Speed	Sect-3	Speed	Topspeed	laptime	pit
1	52.809	113.9	49.815	76.4	55.350		150.8	2:50.247		8	46.736	129.5	48.656	81.5	53.762		181.5	2:29.154	
2	47.089	120.0	48.894	83.1	54.992		174.5	2:30.975		9	47.105	124.1	47.872	82.9	Pit In		176.5	2:36.419	
3	47.543	110.1	49.000	75.0	55.245		173.6	2:31.788		10	Pit Out	125.9	44.472	96.4	50.839			3:57.375	
4	47.434	117.8	47.998	81.3	55.934		186.9	2:31.366		11	51.138	<u>135.2</u>	44.672	94.7	<u>49.116</u>		155.2	2:24.926	
5	47.535	121.8	48.352	79.7	54.928		186.2	2:30.815		12	<u>41.706</u>	134.5	<u>43.418</u>	<u>97.3</u>	49.524		<u>220.4</u>	2:14.648	
6	47.487	121.1	47.723	84.2	55.637		182.4	2:30.847		13							213.9	<u>2:12.873</u>	
7	48.168	117.4	49.635	82.6	55.585		171.7	2:33.388		14			Pit In		Pit In			2:50.191	

83 Duarte-S. Jesus									Porsche 911 3.0 RS										
lap	Sect-1	Speed	Sect-2	Speed	Sect-3	Speed	TopSpeed	laptime	pit	lap	Sect-1	Speed	Sect-2	Speed	Sect-3	Speed	Topspeed	laptime	pit
1		136.9	43.426	94.2	50.063		185.9	2:17.767		12	Pit Out	127.2	43.678	96.5	49.013			3:56.358	
2	41.872	136.7	43.042	90.2	48.439		216.0	2:13.353		13	42.855	122.0	43.504	<u>104.0</u>	48.792		217.3	2:15.151	
3	41.040	134.2	43.195	90.5	48.433		222.2	2:12.668		14	42.316	122.7	42.643	94.9	48.159		217.3	2:13.118	
4	41.629	129.0	42.772	94.8	48.165		220.9	2:12.566		15	43.507	125.0	43.340	92.2	47.862		204.9	2:14.709	
5	<u>40.854</u>	142.7	42.519	84.5	48.181		222.7	<u>2:11.554</u>		16	42.042	139.7	<u>42.077</u>	96.3	<u>47.633</u>		219.5	2:11.752	
6	41.067	142.5	42.495	99.3	49.644		221.8	2:13.206		17	41.726	130.8	43.090	102.0	1:07.787		220.4	2:32.603	
7	41.300	145.2	43.296	94.0	48.521		213.4	2:13.117		18	41.507	129.0	42.529	91.7	48.744		219.5	2:12.780	
8	41.566	132.2	43.189	93.3	49.335		218.2	2:14.090		19	41.957	143.2	43.927	92.6	48.187		221.8	2:14.071	
9	41.633	143.8	43.082	81.9	48.531		<u>225.0</u>	2:13.246		20	41.801	136.4	42.536	91.6	48.811		217.7	2:13.148	
10	42.274	139.7	42.849	83.0	48.267		214.3	2:13.390		21	41.834	<u>152.1</u>	43.356	90.7	48.746		216.0	2:13.936	
11	41.867	136.7	45.034	98.2	Pit In		217.3	2:23.177		22	43.421	125.7	43.176	85.9	48.879		218.6	2:15.476	

92 Michel Mora									Porsche 911 SWB										
lap	Sect-1	Speed	Sect-2	Speed	Sect-3	Speed	TopSpeed	laptime	pit	lap	Sect-1	Speed	Sect-2	Speed	Sect-3	Speed	Topspeed	laptime	pit
1	52.032	126.0	47.898	90.5	53.406		161.9	2:33.336		12	45.532	122.9	47.867	94.6	52.094		199.3	2:25.493	
2	45.928	120.1	46.284	92.3	53.135		<u>201.9</u>	2:25.347		13	47.049	128.1	47.074	89.8	51.944		200.7	2:26.067	
3	45.722	129.8	45.965	85.2	52.495		196.7	2:24.182		14	46.635	129.3	46.977	91.8	53.727		187.2	2:27.339	
4	45.136	135.3	45.869	90.3	51.803		199.6	2:22.808		15	44.871	133.8	47.232	86.3	52.841		197.8	2:24.944	
5	45.537	126.2	46.501	88.2	51.471		192.9	2:23.509		16	44.891	135.7	47.359	92.5	52.051		198.9	2:24.301	
6	44.883	138.5	46.031	89.1	52.024		200.4	2:22.938		17	<u>44.717</u>	135.0	46.917	<u>96.2</u>	54.956		201.1	2:26.590	



Algarve Summer Party

Autódromo Internacional do Algarve

HISTORIC ENDURANCE

28 - 31 July 2022

Laps and Sector Times - RACE 2 (50MIN.)

Autodromo Internacional Algarve - 4652 mtr.

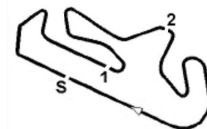
7	44.972	135.2	45.963	85.0	<u>51.322</u>	198.2	<u>2:22.257</u>	18	44.934	137.9	46.489	90.2	51.883	192.2	2:23.306
8	45.720	134.2	46.203	87.2	52.073	199.3	2:23.996	19	45.294	140.3	46.953	94.7	53.669	197.4	2:25.916
9	45.105	141.2	<u>45.751</u>	90.3	51.978	198.5	2:22.834	20	44.900	139.2	48.840	85.0	52.556	198.5	2:26.296
10	44.948	<u>141.9</u>	46.378	81.4	Pit In	199.6	2:29.682	21	45.196	136.0	47.027	87.1	51.740	199.3	2:23.963
11	Pit Out	128.7	48.220	89.5	52.048		3:55.839	22							

99 Mário Meireles									Porsche 911 3.0 RS										
lap	Sect-1	Speed	Sect-2	Speed	Sect-3	Speed	TopSpeed	laptime	pit	lap	Sect-1	Speed	Sect-2	Speed	Sect-3	Speed	Topspeed	laptime	pit
1	47.607	125.6	43.543	94.7	50.819		193.2	2:21.969		12	43.583	119.1	44.674	94.1	Pit In		216.0	2:27.735	
2	42.001	132.5	42.986	92.7	49.575		224.1	2:14.562		13	Pit Out	132.7	44.270	98.7	49.100			3:59.197	
3	42.034	141.7	42.974	98.3	48.996		221.8	2:14.004		14	42.069	132.2	43.573	92.9	48.824		227.8	2:14.466	
4	<u>41.304</u>	148.6	42.281	91.7	<u>48.197</u>		225.5	<u>2:11.782</u>		15	43.150	144.4	44.522	91.3	50.249		196.4	2:17.921	
5	41.790	141.2	42.610	<u>102.2</u>	49.317		<u>229.8</u>	2:13.717		16	42.457	132.0	43.467	91.1	50.869		205.3	2:16.793	
6	42.552	144.6	43.316	93.4	48.636		222.2	2:14.504		17	42.796	136.7	43.174	92.5	50.087		207.7	2:16.057	
7	42.183	149.0	<u>42.202</u>	94.2	49.263		224.1	2:13.648		18	42.141	135.5	43.910	89.3	49.736		220.0	2:15.787	
8	42.457	<u>155.6</u>	43.346	95.8	49.370		225.0	2:15.173		19	42.271	141.4	43.375	90.5	49.172		215.1	2:14.818	
9	41.951	136.2	42.473	93.4	48.845		218.6	2:13.269		20	41.838	137.4	46.647	88.2	49.210		218.2	2:17.695	
10	41.540	146.3	42.452	90.0	49.246		226.9	2:13.238		21	41.754	143.4	43.897	91.8	48.935		218.2	2:14.586	
11	41.889	143.4	45.791	95.4	48.937		220.0	2:16.617		22	41.589	144.8	43.363	94.7	49.174		218.6	2:14.126	

100 José R.-Jeremy R.									Austin Healey 100										
lap	Sect-1	Speed	Sect-2	Speed	Sect-3	Speed	TopSpeed	laptime	pit	lap	Sect-1	Speed	Sect-2	Speed	Sect-3	Speed	Topspeed	laptime	pit
1	51.346	114.3	50.651	92.8	53.579		161.0	2:35.576		11	47.144	127.7	48.596	87.1	Pit In		183.7	2:38.913	
2	45.662	130.1	46.668	100.6	53.540		189.8	2:25.870		12	Pit Out	120.4	47.302	106.8	52.259			4:15.762	
3	45.841	122.7	46.456	99.4	52.169		190.1	2:24.466		13	45.853	125.4	46.583	<u>107.7</u>	52.712		189.8	2:25.148	
4	45.583	128.7	46.237	99.6	52.921		<u>192.5</u>	2:24.741		14	47.123	126.0	46.912	101.9	51.979		168.8	2:26.014	
5	46.042	118.7	46.518	96.4	52.300		187.8	2:24.860		15	47.188	120.8	47.061	103.9	52.717		169.3	2:26.966	
6	45.693	133.3	47.419	102.5	52.703		188.5	2:25.815		16	46.570	122.3	47.718	94.8	51.773		173.9	2:26.061	
7	46.220	138.5	46.338	102.1	52.201		184.9	2:24.759		17	48.038	130.4	46.627	103.3	<u>51.463</u>		170.3	2:26.128	
8	45.616	129.2	45.939	101.6	52.453		188.2	2:24.008		18	<u>45.568</u>	130.4	<u>45.315</u>	105.1	51.905		175.6	<u>2:22.788</u>	
9	45.791	130.6	46.282	99.8	53.522		189.8	2:25.595		19	47.568	135.2	46.063	104.3	51.733		164.4	2:25.364	
10	46.474	112.0	49.786	95.0	54.150		184.3	2:30.410		20	46.926	<u>141.0</u>	46.100	102.0	51.875		176.5	2:24.901	

101 Vasco Nina									Porsche 911 2.8										
lap	Sect-1	Speed	Sect-2	Speed	Sect-3	Speed	TopSpeed	laptime	pit	lap	Sect-1	Speed	Sect-2	Speed	Sect-3	Speed	Topspeed	laptime	pit
1	138.1		43.534	95.4	49.534		173.6	2:17.710		12	42.707	133.8	44.100	102.5	49.616		213.0	2:16.423	
2	42.711	134.0	42.785	98.1	49.176		219.5	2:14.672		13	42.065	150.2	43.263	100.9	49.518		212.6	2:14.846	
3	<u>41.437</u>	141.0	42.816	98.5	49.562		<u>220.9</u>	2:13.815		14	42.669	145.6	44.083	106.4	49.686		209.7	2:16.438	
4	42.058	148.1	42.708	100.6	<u>48.913</u>		216.9	2:13.679		15	42.817	153.6	44.228	97.1	49.962		204.5	2:17.007	
5	41.580	<u>155.6</u>	<u>42.274</u>	102.0	49.218		217.7	<u>2:13.072</u>		16	43.073	137.4	44.284	94.7	50.504		205.7	2:17.861	
6	42.673	140.1	42.599	<u>112.3</u>	50.149		217.3	2:15.421		17	43.027	150.8	44.347	97.2	49.634		203.8	2:17.008	
7	43.216	145.6	42.457	100.8	50.059		211.8	2:15.732		18	45.500	138.6	44.568	91.3	49.318		203.0	2:19.386	
8	42.508	145.2	43.883	99.1	49.654		216.0	2:16.045		19	42.568	148.1	44.736	100.0	49.270		207.3	2:16.574	
9	41.816	138.8	42.989	100.2	48.951		217.3	2:13.756		20	43.083	139.7	43.907	95.7	49.530		206.5	2:16.520	
10	42.053	149.0	42.694	106.0	Pit In		214.7	2:25.075		21	43.266	140.6	45.712	98.3	Pit In		208.1	2:27.609	
11	Pit Out	142.7	44.065	100.8	49.021			4:27.183		22									

103 Luis S. Ribeiro									BMW 2800 CS										
lap	Sect-1	Speed	Sect-2	Speed	Sect-3	Speed	TopSpeed	laptime	pit	lap	Sect-1	Speed	Sect-2	Speed	Sect-3	Speed	Topspeed	laptime	pit
1	123.1		43.856	93.9	49.511		171.2	2:19.367		12	Pit Out	133.8	44.468	95.6	49.551			3:45.690	
2	42.574	126.2	43.728	99.3	49.310		210.1	2:15.612		13	42.857	133.5	44.353	90.4	50.003		202.6	2:17.213	
3	42.427	134.2	43.078	101.5	49.078		209.3	2:14.583		14	42.545	133.3	43.736	97.0	49.967		205.7	2:16.248	
4	42.230	135.5	43.150	97.7	<u>48.359</u>		213.4	2:13.739		15	43.274	125.9	43.840	98.4	50.726		202.2	2:17.840	
5	<u>41.546</u>	135.0	42.949	96.5	48.545		218.2	<u>2:13.040</u>		16	44.419	130.9	44.581	94.8	50.412		210.9	2:19.412	
6	44.524	129.5	43.324	98.7	49.533		<u>224.1</u>	2:17.381		17	45.466	124.6	44.518	97.2	50.809		206.5	2:20.793	
7	42.186	141.2	<u>42.752</u>	96.5	48.444		212.6	2:13.382		18	44.579	130.1	45.200	95.6	49.992		198.9	2:19.771	
8	41.869	138.5	43.010	96.2	48.781		214.7	2:13.660		19	44.252	124.7	44.888	<u>105.4</u>	Pit In		191.5	2:25.041	
9	42.456	138.1	43.271	98.5	49.468		213.4	2:15.195		20	Pit Out	126.3	44.812	91.4	49.620			2:35.315	
10	42.313	<u>143.8</u>	43.322	95.4	49.345		208.9	2:14.980		21	43.605	132.8	45.151	88.5	49.657		204.9	2:18.413	
11	42.675	139.7	44.857	102.7	Pit In		215.1	2:23.945		22	44.365	128.3	44.697	92.8	51.617		194.9	2:20.679	



Algarve Summer Party

Autódromo Internacional do Algarve

HISTORIC ENDURANCE

28 - 31 July 2022

Laps and Sector Times - RACE 2 (50MIN.)

Autodromo Internacional Algarve - 4652 mtr.

4	42.462	126.5	43.922	50.554	<u>211.8</u>	2:16.938	15	46.104	123.1	48.734	54.600	188.8	2:29.438
5	42.784	<u>129.5</u>	44.015	50.375	200.4	2:17.174	16	45.828	112.1	47.065	55.260	180.0	2:28.153
6	42.614	128.3	44.110	50.242	205.3	2:16.966	17	46.018	116.6	46.172	52.874	185.9	2:25.064
7	<u>42.125</u>	123.6	43.871	<u>49.799</u>	204.5	<u>2:15.795</u>	18	45.096	117.8	47.293	54.357	191.2	2:26.746
8	43.487	122.7	43.889	51.193	199.3	2:18.569	19	47.023	116.1	49.549	54.116	189.1	2:30.688
9	44.312	125.0	44.198	51.621	198.5	2:20.131	20	44.945	126.2	47.316	53.303	184.0	2:25.564
10	42.572	126.5	<u>43.024</u>	51.175	198.9	2:16.771	21	44.591	126.0	46.728	53.436	196.0	2:24.755
11	43.228	124.3	45.240	Pit In	198.9	2:26.060	22						

327 dal Maso-Nunes-Carvalhosa										Porsche 911 SWB									
lap	Sect-1	Speed	Sect-2	Speed	Sect-3	Speed	TopSpeed	laptime	pit	lap	Sect-1	Speed	Sect-2	Speed	Sect-3	Speed	Topspeed	laptime	pit
1	50.909	128.7	47.749	90.1	53.157		163.6	2:31.815		11	Pit Out	118.6	49.104	97.7	53.973			4:07.547	
2	46.725	122.4	46.988	92.8	52.684		<u>199.6</u>	2:26.397		12	47.138	134.8	47.670	90.3	54.055		194.2	2:28.863	
3	45.986	139.7	46.643	89.6	53.251		196.7	2:25.880		13	46.516	118.8	47.726	93.7	53.215		197.1	2:27.457	
4	46.069	133.0	46.269	89.3	<u>51.941</u>		197.8	2:24.279		14	48.590	117.0	47.538	<u>101.2</u>	53.109		177.9	2:29.237	
5	45.940	146.1	46.560	86.3	52.009		197.4	2:24.509		15	45.847	135.3	48.055	93.0	53.471		194.9	2:27.373	
6	<u>45.353</u>	<u>150.2</u>	<u>46.171</u>	90.4	52.626		195.7	<u>2:24.150</u>		16	46.025	136.2	46.497	98.6	53.504		189.8	2:26.026	
7	45.623	142.5	46.296	90.4	52.687		196.0	2:24.606		17	46.215	129.0	47.772	91.8	52.702		195.7	2:26.689	
8	45.881	141.7	46.635	89.5	52.585		194.6	2:25.101		18	46.087	139.0	48.944	91.8	53.758		193.2	2:28.789	
9	45.755	145.7	46.689	92.1	52.435		196.0	2:24.879		19	48.451	125.1	47.078	93.9	54.605		196.0	2:30.134	
10	46.084	140.4	46.591	88.9	Pit In		192.5	2:30.847		20	48.097	130.8	46.986	95.7	53.936		189.5	2:29.019	

444 van Leenen-van Hees										Lotus Cortina									
lap	Sect-1	Speed	Sect-2	Speed	Sect-3	Speed	TopSpeed	laptime	pit	lap	Sect-1	Speed	Sect-2	Speed	Sect-3	Speed	Topspeed	laptime	pit
1	51.651	110.7	51.300	82.8	56.959		149.4	2:39.910		11	Pit Out	113.9	48.960	90.6	55.474			4:14.052	
2	49.478	96.3	51.354	82.8	55.506		160.2	2:36.338		12	49.305	105.6	47.826	90.3	54.438		<u>198.5</u>	2:31.569	
3	48.717	107.8	49.606	79.2	55.111		175.6	2:33.434		13	49.164	111.3	49.874	85.4	54.425		157.0	2:33.463	
4	50.116	97.8	50.006	79.5	56.259		162.9	2:36.381		14	48.023	103.3	48.918	88.2	54.027		190.1	2:30.968	
5	49.751	99.2	49.543	80.2	56.346		169.8	2:35.640		15	47.753	109.9	47.184	90.9	<u>53.398</u>		183.4	2:28.335	
6	48.475	107.1	50.840	84.6	56.983		174.8	2:36.298		16	47.317	114.4	47.792	87.8	53.971		173.1	2:29.080	
7	51.310	114.5	51.220	88.7	56.205		165.4	2:38.735		17	47.335	105.2	47.431	85.6	54.247		190.1	2:29.013	
8	48.991	109.9	50.828	78.2	57.129		177.9	2:36.948		18	47.094	117.3	<u>47.125</u>	91.2	53.563		189.1	<u>2:27.782</u>	
9	48.820	113.7	50.255	84.0	55.893		175.9	2:34.968		19	<u>47.042</u>	<u>118.7</u>	47.673	<u>97.9</u>	54.174		179.4	2:28.889	
10	49.914	111.5	55.134	92.2	Pit In		173.4	2:50.302		20									