

## Algarve Summer Party

### Autódromo Internacional do Algarve

Group 1 + Mini

28 - 31 July 2022

Laps and Sector Times - RACE 2 (40MIN.)

Autodromo Internacional Algarve - 4652 mtr.

7 Lima-Lima										Mini Cooper									
lap	Sect-1	Speed	Sect-2	Speed	Sect-3	Speed	TopSpeed	laptime	pit	lap	Sect-1	Speed	Sect-2	Speed	Sect-3	Speed	Topspeed	laptime	pit
1	55.701	129.7	<u>50.766</u>		56.843		124.1	3:17.410		8	51.635	128.4	51.682		<u>56.653</u>		145.2	2:39.970	
2	51.021	124.1	55.398		57.210		146.3	2:43.629		9	<u>50.730</u>	<u>130.6</u>	51.035		57.301		150.4	<u>2:39.066</u>	
3	52.257	114.8	51.844		1:02.534		140.1	2:46.635		10	52.527	103.4	52.201		Pit In		140.3	2:49.291	
4	1:26.704	88.1	57.083		59.865		71.2	3:23.652		11	Pit Out	127.8	51.205		57.269			3:07.944	
5	51.374	129.2	51.585		58.241		<u>152.1</u>	2:41.200		12	51.485	128.9	51.931		57.554		144.6	2:40.970	
6	55.484	117.4	54.023		Pit In		133.8	2:58.167		13	51.439	<u>130.6</u>	51.849		57.329		144.8	2:40.617	
7	Pit Out	110.5	51.664		57.734			6:07.595		14	51.565	129.3	51.944		57.854		143.2	2:41.363	

11 Sepúlveda-Aguiar										Mini Cooper									
lap	Sect-1	Speed	Sect-2	Speed	Sect-3	Speed	TopSpeed	laptime	pit	lap	Sect-1	Speed	Sect-2	Speed	Sect-3	Speed	Topspeed	laptime	pit
1	55.153	126.0	51.126	90.2	56.702		123.6	3:17.077		8	51.227	123.7	51.154	89.0	56.491		147.1	2:38.872	
2	52.061	113.7	54.302	88.2	57.279		141.7	2:43.642		9	51.043	130.0	50.849	87.4	56.369		145.6	2:38.261	
3	51.987	121.5	52.017	78.9	1:02.413		141.2	2:46.417		10	50.965	129.2	50.841	88.5	56.392		141.7	2:38.198	
4	1:26.334	87.4	57.572	61.3	58.887		77.4	3:22.793		11	51.053	127.5	50.908	88.7	Pit In		142.3	2:44.544	
5	50.813	<u>130.1</u>	52.432	83.4	1:00.247		<u>149.2</u>	2:43.492		12	Pit Out	123.0	50.858	86.7	56.356			3:01.792	
6	56.399	116.0	54.404	87.2	Pit In		118.3	3:01.573		13	<u>50.650</u>	126.0	<u>50.710</u>	88.9	<u>56.287</u>		143.6	<u>2:37.647</u>	
7	Pit Out	105.6	50.969	<u>96.1</u>	57.548			6:03.657		14	51.708	123.7	51.429	90.2	57.795		137.9	2:40.932	

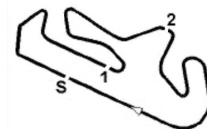
55 Veludo-Knudsen										Mini Cooper									
lap	Sect-1	Speed	Sect-2	Speed	Sect-3	Speed	TopSpeed	laptime	pit	lap	Sect-1	Speed	Sect-2	Speed	Sect-3	Speed	Topspeed	laptime	pit
1	57.668	<u>125.7</u>	<u>52.461</u>		<u>58.292</u>		123.1	3:22.873		7	Pit Out	93.8	1:00.931		1:05.525			6:20.688	
2	54.129	112.7	54.026		59.503		138.1	2:47.658		8	55.872	110.5	55.746		1:04.026		136.4	2:55.644	
3	54.080	122.3	53.098		58.979		135.7	2:46.157		9	57.775	104.8	1:00.015		Pit In		132.7	3:28.236	
4	1:18.715	83.9	57.119		1:01.650		66.0	3:17.484		10	Pit Out	120.9	53.926		1:00.121			6:51.028	
5	54.078	118.2	53.917		58.711		<u>142.5</u>	2:46.706		11	53.721	122.0	53.056		58.729		137.2	2:45.506	
6	54.547	113.3	53.469		Pit In		137.8	3:00.024		12	<u>53.542</u>	114.9	52.956		58.881		136.4	<u>2:45.379</u>	

62 Manuel Almeida										Mini Cooper									
lap	Sect-1	Speed	Sect-2	Speed	Sect-3	Speed	TopSpeed	laptime	pit	lap	Sect-1	Speed	Sect-2	Speed	Sect-3	Speed	Topspeed	laptime	pit
1	57.372	<u>127.1</u>	52.221		58.475		120.7	3:22.248		7	Pit Out	120.8	52.582		59.075			6:19.428	
2	55.135	91.0	1:03.258		Pit In		136.9	3:12.349		8	53.096	118.3	53.219	95.8	59.181		137.6	2:45.496	
3	Pit Out	121.2	52.617	99.6	59.479			7:02.570		9	53.310	112.4	53.887		59.313		139.2	2:46.510	
4	56.231	109.2	54.060	95.9	1:00.050		137.1	2:50.341		10	<u>52.514</u>	126.8	52.440	97.5	<u>57.924</u>		<u>141.5</u>	<u>2:42.878</u>	
5	1:02.173	72.4	1:14.419	50.7	1:18.994		133.8	3:35.586		11	52.699	122.7	<u>51.965</u>	<u>99.8</u>	58.608		140.6	2:43.272	
6	1:08.212	87.4	1:01.442		Pit In		92.7	3:20.266		12	53.740	125.0	53.414	94.0	58.606		138.3	2:45.760	

111 Reis-Madeira										Mini Cooper									
lap	Sect-1	Speed	Sect-2	Speed	Sect-3	Speed	TopSpeed	laptime	pit	lap	Sect-1	Speed	Sect-2	Speed	Sect-3	Speed	Topspeed	laptime	pit

501 Ricardo Pereira										Ford Escort RS2000									
lap	Sect-1	Speed	Sect-2	Speed	Sect-3	Speed	TopSpeed	laptime	pit	lap	Sect-1	Speed	Sect-2	Speed	Sect-3	Speed	Topspeed	laptime	pit
1		135.3	43.060	99.4	49.220		169.0	2:15.252		9	43.431	134.2	<u>42.599</u>	95.1	<u>48.337</u>		194.2	2:14.367	
2	<u>42.278</u>	133.3	42.857	97.1	56.489		194.2	2:21.624		10	42.599	134.2	43.462	92.8	49.256		<u>198.9</u>	2:15.317	
3	59.747	81.5	1:11.229	54.4	1:28.129		135.2	3:39.105		11	45.257	136.2	42.988	94.2	49.029		194.6	2:17.274	
4	1:19.832	83.6	53.732	86.4	54.000		65.6	3:07.564		12	42.487	134.5	42.966	96.6	48.780		196.4	<u>2:14.233</u>	
5	42.311	135.3	43.042	<u>101.8</u>	48.992		196.7	2:14.345		13	42.832	<u>140.1</u>	42.824	95.1	49.001		196.0	2:14.657	
6	43.684	137.4	45.247	90.3	Pit In		190.1	2:34.379		14	42.637	135.7	43.022	95.4	49.767		195.7	2:15.426	
7	Pit Out	120.0	53.815	75.2	59.435			4:10.057		15	42.868	136.5	43.396	91.2	48.359		193.9	2:14.623	
8	59.343	109.1	58.753	72.5	57.061		104.3	2:55.157		16	42.787	133.8	43.031	94.0	48.956		197.1	2:14.774	

502 Gaspar-M. Gaspar										VW Golf GTI									
lap	Sect-1	Speed	Sect-2	Speed	Sect-3	Speed	TopSpeed	laptime	pit	lap	Sect-1	Speed	Sect-2	Speed	Sect-3	Speed	Topspeed	laptime	pit
1		123.7	46.976	87.8	51.992		157.2	2:25.475		9	45.303	138.3	45.340	93.8	51.085		<u>174.2</u>	2:21.728	
2	46.764	136.2	47.244	83.2	54.021		167.4	2:28.029		10	45.225	147.7	<u>44.784</u>	<u>111.9</u>	51.697		170.3	2:21.706	
3	50.435	79.0	1:11.594	54.2	1:27.025		163.4	3:29.054		11	45.257	151.3	45.355	100.6	50.992		168.5	2:21.604	
4	1:19.415	80.5	53.974	87.2	54.283		58.1	3:07.672		12	45.265	<u>151.9</u>	45.684	98.7	51.020		169.8	2:21.969	
5	46.088	132.7	46.449	84.4	52.734		<u>174.2</u>	2:25.271		13	<u>44.870</u>	146.3	45.453	106.3	52.441		170.3	2:22.764	
6	46.885	131.4	52.376	73.6	57.005		164.1	2:36.266		14	46.033	151.3	46.638	93.2	50.665		173.1	2:23.336	



## Algarve Summer Party

### Autódromo Internacional do Algarve

**Group 1 + Mini**
**28 - 31 July 2022**
**Laps and Sector Times - RACE 2 (40MIN.)**
**Autodromo Internacional Algarve - 4652 mtr.**

7	59.080	72.2	1:14.215	49.4	Pit In	148.4	3:36.285	15	45.342	141.2	45.486	89.6	50.664	<u>174.2</u>	<u>2:21.492</u>
8	Pit Out	114.9	56.082	82.6	53.840		4:02.616	16	45.387	141.0	45.705	91.9	<u>50.649</u>	165.9	2:21.741

508 Paulo Vieira										Ford Escort RS2000									
lap	Sect-1	Speed	Sect-2	Speed	Sect-3	Speed	TopSpeed	laptime	pit	lap	Sect-1	Speed	Sect-2	Speed	Sect-3	Speed	Topspeed	laptime	pit
1		145.7	43.945	<u>101.2</u>	49.124		174.5	2:14.619		9	44.357	135.5	<u>43.120</u>	86.3	48.800		190.5	2:16.277	
2	<u>42.293</u>	<u>146.1</u>	43.205	93.0	55.890		197.1	2:21.388		10	43.180	141.7	43.214	83.2	49.301		199.6	2:15.695	
3	1:00.067	85.9	1:11.044	52.3	1:28.295		141.2	3:39.406		11	45.103	136.2	44.871	90.5	49.923		197.1	2:19.897	
4	1:19.719	88.7	53.704	85.3	54.209		67.7	3:07.632		12	43.143	140.3	43.502	86.7	49.248		194.9	2:15.893	
5	42.416	142.9	44.338	86.0	<u>48.484</u>		196.7	2:15.238		13	42.537	143.2	43.360	86.7	48.610		196.4	<u>2:14.507</u>	
6	42.755	144.2	44.961	100.1	Pit In		200.0	2:32.697		14	43.735	144.2	43.620	88.7	49.965		<u>200.4</u>	2:17.320	
7	Pit Out	122.7	53.998	75.8	59.576		4:10.993			15	43.528	140.4	43.781	87.4	49.696		193.2	2:17.005	
8	58.894	111.8	59.056	71.3	57.293		104.3	2:55.243		16	43.016	139.2	43.782	89.0	50.156		194.2	2:16.954	

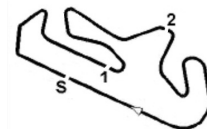
510 Lopes-Lopes										Datsun 1200									
lap	Sect-1	Speed	Sect-2	Speed	Sect-3	Speed	TopSpeed	laptime	pit	lap	Sect-1	Speed	Sect-2	Speed	Sect-3	Speed	Topspeed	laptime	pit
1	55.856	121.3	53.601	<u>90.7</u>	58.484		135.5	2:47.941		8	53.545	124.7	53.861	80.9	<u>58.417</u>		142.1	2:45.823	
2	54.048	119.2	57.581	77.0	1:02.576		144.6	2:54.205		9	53.982	117.4	<u>53.357</u>	89.6	59.046		142.3	2:46.385	
3	56.444	110.8	54.890	83.7	1:04.054		123.4	2:55.388		10	56.465	124.4	53.898	86.6	58.594		141.9	2:48.957	
4	1:27.702	100.5	58.315	56.1	1:00.358		76.7	3:26.375		11	53.824	<u>129.7</u>	1:08.594	82.7	58.470		144.2	3:00.888	
5	<u>53.197</u>	117.4	53.497	81.8	59.063		<u>149.0</u>	<u>2:45.757</u>		12	53.262	126.9	54.329	75.2	58.865		142.1	2:46.456	
6	57.083	118.4	53.909	83.1	Pit In		116.9	3:01.914		13	53.350	126.8	54.870	70.0	58.494		140.3	2:46.714	
7	Pit Out	124.0	54.483	77.9	58.677		4:09.541			14	53.717	113.4	54.251	88.5	58.937		140.8	2:46.905	

515 Veiga Lopes										Ford Escort RS2000									
lap	Sect-1	Speed	Sect-2	Speed	Sect-3	Speed	TopSpeed	laptime	pit	lap	Sect-1	Speed	Sect-2	Speed	Sect-3	Speed	Topspeed	laptime	pit
1		132.2	47.920	89.9	55.261		165.4	2:32.205		9	47.278	132.4	47.685	<u>102.2</u>	55.346		172.8	2:30.309	
2	47.885	138.6	48.469	96.3	1:03.139		<u>179.1</u>	2:39.493		10	<u>46.940</u>	139.2	<u>47.276</u>	96.5	<u>53.836</u>		173.9	<u>2:28.052</u>	
3	56.006	113.6	57.538	83.5	1:18.806		127.4	3:12.350		11	47.016	137.6	48.105	99.2	55.285		170.9	2:30.406	
4	1:20.827	88.8	53.126	88.1	55.715		61.4	3:09.668		12	48.911	131.4	48.221	93.8	56.038		170.6	2:33.170	
5	47.288	139.0	47.967	95.3	55.452		173.6	2:30.707		13	48.272	137.4	49.301	96.5	55.486		176.5	2:33.059	
6	48.145	118.6	50.409	89.9	56.750		170.3	2:35.304		14	48.061	<u>140.8</u>	48.789	100.4	55.574		165.9	2:32.424	
7	52.464	82.4	1:13.552	52.1	Pit In		149.0	3:30.182		15	58.427	107.8	58.198	86.9	1:02.512		122.4	2:59.137	
8	Pit Out	108.7	52.434	99.4	54.708		4:25.973			16									

516 Martins-D. Lopes										Ford Escort RS2000									
lap	Sect-1	Speed	Sect-2	Speed	Sect-3	Speed	TopSpeed	laptime	pit	lap	Sect-1	Speed	Sect-2	Speed	Sect-3	Speed	Topspeed	laptime	pit
1		134.7	44.580	103.6	50.161		178.8	2:18.654		9	44.159	139.0	<u>43.757</u>	102.1	49.520		195.7	<u>2:17.436</u>	
2	43.333	133.8	45.153	95.8	52.705		196.7	2:21.191		10	<u>43.271</u>	138.1	44.039	<u>105.0</u>	50.435		198.2	2:17.745	
3	1:00.340	80.2	1:12.062	52.0	1:27.526		130.4	3:39.928		11	46.899	130.6	46.231	94.0	51.983		195.3	2:25.113	
4	1:19.148	71.8	54.073	84.2	52.265		68.7	3:05.486		12	43.292	139.7	44.740	92.9	49.622		198.9	2:17.654	
5	44.219	135.2	44.079	103.1	50.356		<u>200.4</u>	2:18.654		13	44.541	130.9	44.358	97.1	<u>49.450</u>		198.5	2:18.349	
6	44.022	132.0	44.736	99.1	Pit In		193.9	2:32.347		14	43.630	132.0	44.252	92.6	49.991		197.1	2:17.873	
7	Pit Out	108.4	53.192	75.4	59.437		4:07.536			15	43.680	<u>146.3</u>	44.822	97.8	49.928		192.2	2:18.430	
8	59.826	101.5	58.568	68.2	58.280		105.4	2:56.674		16	43.884	135.8	44.561	96.5	50.766		193.2	2:19.211	

518 Freitas-Moreira										Ford Escort RS2000									
lap	Sect-1	Speed	Sect-2	Speed	Sect-3	Speed	TopSpeed	laptime	pit	lap	Sect-1	Speed	Sect-2	Speed	Sect-3	Speed	Topspeed	laptime	pit
1		<u>150.0</u>	<u>43.600</u>	<u>97.3</u>	<u>52.141</u>		<u>172.2</u>	2:17.709		2									

520 F. Ribeiro-Correia										Datsun 1200									
lap	Sect-1	Speed	Sect-2	Speed	Sect-3	Speed	TopSpeed	laptime	pit	lap	Sect-1	Speed	Sect-2	Speed	Sect-3	Speed	Topspeed	laptime	pit
1	57.653	108.3	55.422	89.3	59.739		131.9	2:52.814		9	53.185	130.3	52.094	88.5	58.384		146.1	2:43.663	
2	55.210	115.4	56.991	84.6	1:00.829		145.7	2:53.030		10	57.089	120.5	53.506	84.0	58.349		142.5	2:48.944	
3	58.045	110.8	55.628	84.0	1:01.501		120.8	2:55.174		11	52.778	129.2	51.794	95.2	57.748		146.9	<u>2:42.320</u>	
4	1:27.147	93.6	57.551	67.0	1:03.286		68.9	3:27.984		12	52.926	129.5	51.676	85.5	58.043		145.4	2:42.645	
5	54.168	115.4	56.066	82.0	59.176		146.7	2:49.410		13	<u>52.400</u>	128.7	52.988	89.9	57.950		145.4	2:43.338	
6	54.344	111.6	56.147	79.5	Pit In		137.4	2:58.612		14	52.649	130.6	<u>51.236</u>	<u>104.3</u>	58.935		<u>148.4</u>	2:42.820	
7	Pit Out	120.3	53.388	90.6	58.267		4:07.421			15	54.456	<u>132.8</u>	52.626	91.4	<u>57.582</u>		140.4	2:44.664	
8	53.785	123.6	53.003	98.0	57.981		136.0	2:44.769		16									



## Algarve Summer Party

### Autódromo Internacional do Algarve

Group 1 + Mini

28 - 31 July 2022

Laps and Sector Times - RACE 2 (40MIN.)

Autodromo Internacional Algarve - 4652 mtr.

521 Rui Azevedo										Ford Escort RS2000									
lap	Sect-1	Speed	Sect-2	Speed	Sect-3	Speed	TopSpeed	laptime	pit	lap	Sect-1	Speed	Sect-2	Speed	Sect-3	Speed	Topspeed	laptime	pit
1		146.5	43.629	94.6	49.284		167.7	2:16.588		9	44.645	148.4	<u>43.180</u>	96.7	<u>49.153</u>		192.9	2:16.978	
2	43.298	140.3	43.345	<u>106.2</u>	54.241		193.9	2:20.884		10	<u>42.911</u>	147.9	43.202	95.1	50.599		191.2	<u>2:16.712</u>	
3	1:00.460	81.8	1:11.484	58.6	1:28.699		124.9	3:40.643		11	44.190	148.8	44.210	98.4	49.973		187.2	2:18.373	
4	1:19.122	74.7	53.602	93.3	53.543		63.4	3:06.267		12	43.319	144.0	43.813	91.8	49.651		187.5	2:16.783	
5	43.343	140.3	43.903	104.1	49.751		<u>195.7</u>	2:16.997		13	43.867	146.1	44.054	87.4	49.715		184.6	2:17.636	
6	43.532	<u>151.7</u>	43.452	102.5	Pit In		190.8	2:33.664		14	44.030	146.7	44.388	97.3	50.475		183.7	2:18.893	
7	Pit Out	114.2	53.343	74.7	59.433			4:08.227		15	43.968	148.4	44.369	86.8	50.367		182.4	2:18.704	
8	59.562	107.6	58.613	71.5	57.991		99.9	2:56.166		16	44.528	144.4	44.501	97.4	51.136		183.1	2:20.165	

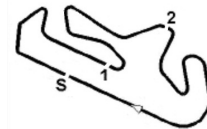
523 Nuno Breda										Ford Escort RS2000									
lap	Sect-1	Speed	Sect-2	Speed	Sect-3	Speed	TopSpeed	laptime	pit	lap	Sect-1	Speed	Sect-2	Speed	Sect-3	Speed	Topspeed	laptime	pit
1		132.8	43.667	107.7	49.145		174.2	2:15.727		9	43.822	131.7	43.570	101.3	57.877		<u>198.2</u>	2:25.269	
2	<u>43.075</u>	133.7	43.425	<u>110.1</u>	54.926		<u>198.2</u>	2:21.426		10	43.764	128.4	45.639	93.9	50.956		195.7	2:20.359	
3	59.978	79.7	1:11.339	56.9	1:28.211		136.9	3:39.528		11	44.322	130.9	45.292	101.5	50.884		193.2	2:20.498	
4	1:19.809	77.8	53.548	86.3	53.676		67.1	3:07.033		12	44.076	128.6	44.129	98.9	49.604		188.2	2:17.809	
5	43.612	134.8	43.947	104.3	Pit In		194.2	4:24.688		13	43.538	130.3	43.796	94.1	49.378		193.5	2:16.712	
6	Pit Out	114.6	53.804	74.1	59.382			4:34.254		14	44.451	<u>136.5</u>	46.848	95.2	50.243		197.1	2:21.542	
7	59.522	105.0	58.650	73.2	57.663		103.5	2:55.835		15	44.302	131.1	44.020	102.5	50.137		188.5	2:18.459	
8	43.641	131.1	<u>43.358</u>	99.2	<u>49.050</u>		196.4	<u>2:16.049</u>		16									

524 Rui S. Carvalho										Porsche 924									
lap	Sect-1	Speed	Sect-2	Speed	Sect-3	Speed	TopSpeed	laptime	pit	lap	Sect-1	Speed	Sect-2	Speed	Sect-3	Speed	Topspeed	laptime	pit
1	51.452	124.3	<u>48.849</u>	<u>97.5</u>	54.775		158.4	2:35.076		9	Pit Out	124.7	48.919	89.1	53.676			3:25.551	
2	48.765	117.9	52.947	94.9	58.127		167.2	2:39.839		10	48.693	112.7	49.130	91.6	<u>53.126</u>		173.4	2:30.949	
3	55.832	93.4	56.739	73.6	1:19.824		125.1	3:12.395		11	<u>47.565</u>	<u>133.7</u>	48.933	84.2	53.917		<u>175.3</u>	<u>2:30.415</u>	
4	1:20.100	87.7	55.814	89.4	57.075		77.3	3:12.989		12	49.313	132.2	49.372	89.7	53.836		165.6	2:32.521	
5	48.645	120.7	48.906	87.9	55.999		171.7	2:33.550		13	49.112	132.5	49.050	91.1	53.357		157.2	2:31.519	
6	51.473	102.2	50.969	90.2	56.979		169.8	2:39.421		14	49.634	125.0	49.640	90.2	53.977		157.9	2:33.251	
7	49.935	118.0	1:05.214	57.2	Pit In		156.7	3:22.026		15	48.829	123.0	49.795	93.4	54.388		161.0	2:33.012	
8	Pit Out	94.9	55.710	88.2	Pit In			4:21.205		16									

533 Rui Ribeiro										Ford Escort RS2000									
lap	Sect-1	Speed	Sect-2	Speed	Sect-3	Speed	TopSpeed	laptime	pit	lap	Sect-1	Speed	Sect-2	Speed	Sect-3	Speed	Topspeed	laptime	pit
1		136.0	45.569	97.4	50.206		177.9	2:19.912		9	43.659	135.0	44.170	99.3	50.112		<u>198.2</u>	<u>2:17.941</u>	
2	43.360	130.6	44.807	90.8	52.284		195.3	2:20.451		10	<u>43.288</u>	139.7	44.289	99.3	50.376		<u>198.2</u>	2:17.953	
3	1:00.962	78.9	1:11.658	53.9	1:27.511		127.2	3:40.131		11	45.134	140.4	45.480	98.3	51.851		195.7	2:22.465	
4	1:19.088	78.7	54.181	88.0	51.761		65.8	3:05.030		12	43.720	138.1	44.460	95.0	<u>50.015</u>		195.3	2:18.195	
5	44.493	129.3	44.312	<u>107.1</u>	51.964		197.1	2:20.769		13	43.731	138.6	44.220	95.8	50.274		194.2	2:18.225	
6	44.524	138.8	44.865	91.4	Pit In		187.2	2:30.789		14	43.652	<u>140.6</u>	<u>44.091</u>	96.4	50.701		194.9	2:18.444	
7	Pit Out	107.2	48.417	80.4	58.825			4:07.069		15	44.443	138.6	46.453	101.8	51.450		196.4	2:22.346	
8	1:00.290	99.4	58.539	74.0	58.660		100.3	2:57.489		16									

541 Jorge Rodrigues										Datsun 1200 Deluxe									
lap	Sect-1	Speed	Sect-2	Speed	Sect-3	Speed	TopSpeed	laptime	pit	lap	Sect-1	Speed	Sect-2	Speed	Sect-3	Speed	Topspeed	laptime	pit
1	56.065	117.4	54.259	90.5	58.927		133.8	2:49.251		8	53.483	120.1	<u>52.944</u>	91.8	58.499		143.0	2:44.926	
2	55.085	124.1	56.074	75.1	1:02.650		144.4	2:53.809		9	53.280	118.8	53.041	91.8	<u>58.201</u>		145.2	<u>2:44.522</u>	
3	56.295	114.0	55.024	85.6	1:04.373		124.6	2:55.692		10	55.360	122.9	53.097	96.4	59.638		<u>145.4</u>	2:48.095	
4	1:27.598	100.9	58.241	56.5	1:00.979		75.7	3:26.818		11	54.517	120.9	53.130	92.8	58.449		141.4	2:46.096	
5	53.480	119.3	53.357	86.9	58.990		144.8	2:45.827		12	53.864	120.5	53.942	<u>100.1</u>	58.913		141.2	2:46.719	
6	56.596	115.3	54.484	84.6	Pit In		125.7	3:02.393		13	53.998	<u>127.2</u>	53.167	92.9	58.807		140.1	2:45.972	
7	Pit Out	119.5	53.441	85.9	58.821			4:11.370		14	<u>53.148</u>	120.5	53.714	92.5	58.411		143.4	2:45.273	

545 Paradela-Santos										BMW 1600 Ti									
lap	Sect-1	Speed	Sect-2	Speed	Sect-3	Speed	TopSpeed	laptime	pit	lap	Sect-1	Speed	Sect-2	Speed	Sect-3	Speed	Topspeed	laptime	pit
1		114.9	48.987		54.430		156.7	2:35.541		9	48.025	121.3	46.998		52.657		161.0	2:27.680	
2	49.106	120.7	53.166		57.733			2:40.005		10	46.977	128.7	46.753		54.409		<u>174.2</u>	2:28.139	
3	55.670	94.7	57.090		1:20.537		124.7	3:13.297		11	47.231	127.2	<u>46.553</u>		52.900		170.6	<u>2:26.684</u>	
4	1:19.323	91.6	55.847		56.786		84.7	3:11.956		12	47.051	130.4	47.335		<u>52.429</u>		172.2	2:26.815	
5	48.117	125.3	48.217		55.924		169.5	2:32.258		13	47.805	129.2	47.730		Pit In		168.5	2:36.199	



## Algarve Summer Party

### Autódromo Internacional do Algarve

**Group 1 + Mini**
**28 - 31 July 2022**
**Laps and Sector Times - RACE 2 (40MIN.)**
**Autodromo Internacional Algarve - 4652 mtr.**

6	49.573	113.1	50.412	57.962	170.3	2:37.947	14	Pit Out	131.9	48.326	53.567	2:53.602	
7	50.460	122.3	1:06.092	Pit In	147.5	3:22.272	15	<u>46.757</u>	<u>135.8</u>	46.989	53.282	171.7	2:27.028
8	Pit Out	115.4	57.152	54.008		3:57.085	16						

565 Santa Bárbara - Matos										Datsun 1200									
lap	Sect-1	Speed	Sect-2	Speed	Sect-3	Speed	TopSpeed	laptime	pit	lap	Sect-1	Speed	Sect-2	Speed	Sect-3	Speed	Topspeed	laptime	pit
1	54.884	123.9	52.629	94.2	<u>56.928</u>		138.5	2:44.441		8	54.424	123.1	52.703	92.4	58.037		139.4	2:45.164	
2	55.918	116.8	51.774	85.4	57.373		137.9	2:45.065		9	53.376	115.9	52.828	96.3	57.856		142.5	2:44.060	
3	54.136	123.1	51.971	84.7	1:22.104		126.5	3:08.211		10	52.954	121.5	52.163	85.0	57.463		142.1	<u>2:42.580</u>	
4	1:27.915	107.6	58.350	54.9	1:00.299		69.1	3:26.564		11	53.138	123.4	51.867	91.8	57.591		140.4	2:42.596	
5	<u>52.368</u>	122.9	53.075	81.3	Pit In		<u>147.9</u>	2:50.113		12	53.750	122.7	<u>51.736</u>	<u>99.6</u>	58.512		139.4	2:43.998	
6	Pit Out	76.8	1:14.279	55.9	1:18.749			5:04.611		13	52.693	125.3	52.236	92.4	57.963		139.4	2:42.892	
7	1:08.806	90.1	1:01.103	82.4	1:00.665		93.1	3:10.574		14	53.237	<u>125.4</u>	53.421	91.2	57.395		141.7	2:44.053	

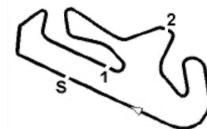
567 Alberto Xavier										Datsun 1200									
lap	Sect-1	Speed	Sect-2	Speed	Sect-3	Speed	TopSpeed	laptime	pit	lap	Sect-1	Speed	Sect-2	Speed	Sect-3	Speed	Topspeed	laptime	pit
1	54.509	125.7	52.273	91.3	57.727		138.1	2:44.509		8	Pit Out	116.4	52.085	96.1	58.242			4:11.020	
2	54.740	125.6	52.568	86.3	<u>57.211</u>		140.4	2:44.519		9	52.816	<u>130.9</u>	<u>51.792</u>	94.2	58.795		145.2	2:43.403	
3	53.529	127.1	52.016	81.6	1:23.153		135.8	3:08.698		10	55.169	121.5	55.638	97.9	1:00.025		138.5	2:50.832	
4	1:26.080	120.3	1:00.295	56.9	1:00.212		69.2	3:26.587		11	55.861	120.0	54.067	99.4	1:01.179		132.2	2:51.107	
5	<u>51.905</u>	129.2	53.043	93.6	59.157		<u>149.0</u>	2:44.105		12	57.709	118.4	55.251	89.1	1:02.139		128.3	2:55.099	
6	52.018	130.4	52.481	91.3	57.881		145.4	<u>2:42.380</u>		13	58.325	118.3	55.108	<u>99.7</u>	1:01.787		126.5	2:55.220	
7	53.091	125.1	52.578	91.8	Pit In		143.2	2:50.743		14	57.203	113.7	57.078	96.1	1:01.618		127.5	2:55.899	

569 Francisco Marrão										Datsun 1200									
lap	Sect-1	Speed	Sect-2	Speed	Sect-3	Speed	TopSpeed	laptime	pit	lap	Sect-1	Speed	Sect-2	Speed	Sect-3	Speed	Topspeed	laptime	pit
1	55.556	125.1	53.946	96.2	59.044		131.2	2:48.546		8	54.504	123.6	<u>52.685</u>	89.9	<u>58.249</u>		142.5	2:45.438	
2	55.112	124.4	56.349	76.9	1:02.546		143.0	2:54.007		9	53.964	120.9	52.927	91.1	58.810		144.2	2:45.701	
3	56.257	113.9	53.994	92.4	1:04.900		124.1	2:55.151		10	56.078	122.9	53.257	96.1	59.449		144.6	2:48.784	
4	1:27.433	102.3	58.459	54.9	1:00.463		76.4	3:26.355		11	54.150	<u>128.9</u>	52.972	<u>102.5</u>	58.923		<u>145.6</u>	2:46.045	
5	<u>52.475</u>	125.3	52.805	86.2	59.576		143.6	<u>2:44.856</u>		12	54.265	121.2	53.851	94.0	58.688		139.0	2:46.804	
6	55.165	120.5	54.152	87.7	Pit In		136.0	2:57.614		13	53.546	127.1	52.932	96.8	58.670		140.3	2:45.148	
7	Pit Out	124.9	53.253	83.7	58.443			4:16.503		14	53.626	126.5	53.104	98.4	58.788		138.5	2:45.518	

573 C. Pinheiro-S. Vieira										Jaguar XJS V12									
lap	Sect-1	Speed	Sect-2	Speed	Sect-3	Speed	TopSpeed	laptime	pit	lap	Sect-1	Speed	Sect-2	Speed	Sect-3	Speed	Topspeed	laptime	pit
1		121.6	45.839	108.5	51.381		168.5	2:22.462		9	44.702	132.8	45.281	92.6	50.757		190.8	2:20.740	
2	45.506	120.8	46.475	98.0	51.266		175.6	2:23.247		10	44.363	134.2	47.052	95.2	51.407		186.9	2:22.822	
3	57.242	75.4	1:11.221	55.7	1:27.270		146.9	3:35.733		11	<u>43.671</u>	142.7	<u>45.165</u>	<u>109.6</u>	50.997		191.5	<u>2:19.833</u>	
4	1:19.498	81.5	54.196	95.7	53.244		62.4	3:06.938		12	45.655	136.2	47.794	92.2	50.392		186.2	2:23.841	
5	44.718	131.7	46.766	103.3	51.119		<u>194.6</u>	2:22.603		13	44.077	<u>145.6</u>	47.250	100.8	51.705		189.5	2:23.032	
6	45.071	128.7	48.443	96.4	54.983		177.6	2:28.497		14	47.001	143.0	46.865	95.7	<u>50.210</u>		190.8	2:24.076	
7	1:07.604	67.5	1:14.994	57.8	Pit In		149.0	3:46.137		15	45.249	132.4	46.525	101.4	51.637		184.6	2:23.411	
8	Pit Out	117.3	57.273	93.3	52.817			4:04.675		16	45.807	130.8	46.572	96.9	51.409		171.4	2:23.788	

580 Reis-Costa										Datsun 1200									
lap	Sect-1	Speed	Sect-2	Speed	Sect-3	Speed	TopSpeed	laptime	pit	lap	Sect-1	Speed	Sect-2	Speed	Sect-3	Speed	Topspeed	laptime	pit
1	54.354	125.9	52.145	90.6	58.262		137.2	2:44.761		9	54.007	117.0	53.200	91.8	58.910		<u>146.9</u>	2:46.117	
2	54.694	130.0	52.672	86.6	57.291		141.4	2:44.657		10	55.330	130.8	52.442	91.0	57.889		143.2	2:45.661	
3	52.757	128.7	52.762	81.8	1:23.348		139.5	3:08.867		11	53.361	129.2	<u>51.698</u>	82.5	58.756		146.5	2:43.815	
4	1:25.975	119.6	1:00.156	55.0	59.631		73.3	3:25.762		12	53.327	<u>130.9</u>	52.284	87.2	57.630		143.4	<u>2:43.241</u>	
5	<u>52.688</u>	125.9	53.825	83.4	1:00.485		146.3	2:46.998		13	53.440	129.3	52.766	91.9	57.649		142.7	2:43.855	
6	55.916	115.0	54.634	88.2	Pit In		128.3	3:00.441		14	52.932	<u>130.9</u>	52.085	<u>97.5</u>	58.552		144.8	2:43.569	
7	Pit Out	124.1	53.909	77.0	58.651			4:12.613		15	54.299	129.3	52.417	86.2	<u>57.219</u>		141.7	2:43.935	
8	53.979	123.1	53.528	78.6	58.133		138.8	2:45.640		16									

582 João Azevedo										Datsun 1200									
lap	Sect-1	Speed	Sect-2	Speed	Sect-3	Speed	TopSpeed	laptime	pit	lap	Sect-1	Speed	Sect-2	Speed	Sect-3	Speed	Topspeed	laptime	pit
1	56.985	113.4	54.530		59.878		132.2	2:51.393		8	53.831	<u>125.6</u>	53.696		58.581		136.4	<u>2:46.108</u>	
2	54.346	110.8	54.709		1:02.390		138.6	2:51.445		9	54.143	123.6	53.157		59.375		137.6	2:46.675	
3	56.583	108.5	55.234		1:04.320		126.9	2:56.137		10	55.921	117.5	53.840		58.714		129.7	2:48.475	



## Algarve Summer Party

### Autódromo Internacional do Algarve

Group 1 + Mini

28 - 31 July 2022

Laps and Sector Times - RACE 2 (40MIN.)

Autodromo Internacional Algarve - 4652 mtr.

4	1:27.449	99.4	58.069		1:01.538	74.4	3:27.056	11	55.273	115.5	54.876	59.203	130.1	2:49.352
5	<u>53.570</u>	115.5	53.711	<u>84.6</u>	58.845	<u>145.9</u>	2:46.126	12	55.725	119.3	54.101	58.652	127.8	2:48.478
6	56.656	114.3	54.700		Pit In	121.6	3:02.732	13	55.834	120.8	53.452	<u>58.440</u>	128.3	2:47.726
7	Pit Out	108.0	54.639		59.144		4:15.880	14	55.785	117.6	<u>53.105</u>	59.475	127.5	2:48.365

584 Tomás P.Abreu									Datsun 1200										
lap	Sect-1	Speed	Sect-2	Speed	Sect-3	Speed	TopSpeed	laptime	pit	lap	Sect-1	Speed	Sect-2	Speed	Sect-3	Speed	Topspeed	laptime	pit
1	54.618	<u>129.8</u>	<u>52.043</u>	<u>90.2</u>	57.703		138.5	2:44.364		3	52.820	127.7	52.264	74.5	1:23.707		141.4	3:08.791	
2	54.481	128.0	52.192	89.0	<u>57.257</u>		141.5	<u>2:43.930</u>		4	1:25.936	124.4	1:00.454	54.1	59.049		68.2	3:25.439	

586 Luis S. Costa									Datsun 1200										
lap	Sect-1	Speed	Sect-2	Speed	Sect-3	Speed	TopSpeed	laptime	pit	lap	Sect-1	Speed	Sect-2	Speed	Sect-3	Speed	Topspeed	laptime	pit
1		124.3	48.091	86.1	55.501		160.2	2:32.080		9	48.506	134.5	<u>47.762</u>	85.2	55.056		<u>166.9</u>	2:31.324	
2	49.574	124.0	49.690	78.3	1:00.952		166.2	2:40.216		10	48.262	138.6	48.603	82.7	55.356		165.6	2:32.221	
3	56.138	108.7	57.680	75.7	1:19.133		124.6	3:12.951		11	48.558	131.4	47.972	80.2	55.041		164.4	2:31.571	
4	1:20.894	87.6	54.408	80.8	57.431		68.3	3:12.733		12	49.025	139.5	48.998	80.1	54.749		164.9	2:32.772	
5	49.045	128.4	49.080	83.7	56.753		165.1	2:34.878		13	48.291	139.9	48.947	83.7	55.216		165.1	2:32.454	
6	50.551	100.7	52.173	78.5	Pit In		164.9	2:46.065		14	<u>47.965</u>	134.5	48.374	<u>88.5</u>	55.608		163.9	2:31.947	
7	Pit Out	129.3	49.725	77.4	56.436			4:03.037		15	<u>47.867</u>	<u>146.9</u>	48.127	83.9	<u>54.688</u>		164.1	<u>2:30.682</u>	
8	49.373	128.0	49.636	79.6	55.972		164.6	2:34.981		16									

590 Gordo-Ferreira									Datsun 1200										
lap	Sect-1	Speed	Sect-2	Speed	Sect-3	Speed	TopSpeed	laptime	pit	lap	Sect-1	Speed	Sect-2	Speed	Sect-3	Speed	Topspeed	laptime	pit
1	53.866	128.9	52.102	95.1	57.852		140.6	2:43.820		9	52.613	124.9	52.417	87.0	<u>57.700</u>		143.8	2:42.730	
2	1:10.591	121.5	<u>51.428</u>	<u>98.9</u>	59.230		141.4	3:01.249		10	52.750	126.0	52.241	86.4	57.837		141.2	2:42.828	
3	56.690	112.6	55.180	81.3	1:04.495		125.7	2:56.365		11	52.649	130.0	53.242	85.9	58.684		144.6	2:44.575	
4	1:27.694	92.6	57.715	58.8	1:00.073		70.3	3:25.482		12	52.928	128.0	52.218	80.5	58.557		141.0	2:43.703	
5	<u>51.650</u>	122.7	52.952	92.8	58.667		<u>145.9</u>	2:43.269		13	52.504	<u>130.6</u>	54.686	80.2	57.890		141.0	2:45.080	
6	55.698	114.8	54.284	83.3	Pit In		130.1	2:58.791		14	52.476	126.5	53.034	80.2	58.169		142.3	2:43.679	
7	Pit Out	122.4	52.721	79.3	57.814			4:10.768		15	52.441	128.7	52.315	82.4	57.777		139.0	<u>2:42.533</u>	
8	52.674	120.3	52.266	80.4	57.971		141.5	2:42.911		16									

595 Fresco-Fresco									Ford Capri MKII										
lap	Sect-1	Speed	Sect-2	Speed	Sect-3	Speed	TopSpeed	laptime	pit	lap	Sect-1	Speed	Sect-2	Speed	Sect-3	Speed	Topspeed	laptime	pit
1	50.779	132.0	48.056	<u>101.6</u>	55.368		167.7	2:34.203		9	49.113	121.9	49.009	87.8	56.983		176.2	2:35.105	
2	48.479	120.9	49.808	91.2	59.692		179.7	2:37.979		10	50.017	120.0	49.509	90.2	56.749		172.5	2:36.275	
3	56.561	103.6	57.486	76.7	1:19.545		122.2	3:13.592		11	48.542	131.1	<u>48.017</u>	99.6	55.908		175.0	2:32.467	
4	1:20.415	93.0	55.371	86.5	57.471		76.9	3:13.257		12	48.241	129.5	48.245	96.0	55.733		184.6	2:32.219	
5	<u>47.744</u>	126.8	49.275	89.2	56.265		177.9	2:33.284		13	48.641	127.4	49.039	89.0	55.199		178.5	2:32.879	
6	49.212	113.6	50.144	90.7	57.449		<u>186.2</u>	2:36.805		14	48.049	<u>133.7</u>	49.413	96.9	<u>54.733</u>		172.2	<u>2:32.195</u>	
7	49.864	121.9	1:07.182	50.9	Pit In		156.5	3:21.941		15	48.824	130.3	48.089	96.9	56.169		184.9	2:33.082	
8	Pit Out	119.3	50.601	96.9	56.637			4:09.344		16									

597 António Maia									Ford Escort RS2000										
lap	Sect-1	Speed	Sect-2	Speed	Sect-3	Speed	TopSpeed	laptime	pit	lap	Sect-1	Speed	Sect-2	Speed	Sect-3	Speed	Topspeed	laptime	pit
1		125.3	44.961	87.2	49.889		177.3	2:19.097		9	43.505	131.4	44.362	82.3	50.089		193.2	2:17.956	
2	<u>42.896</u>	137.9	43.835	86.4	52.505		<u>200.4</u>	2:19.236		10	43.319	135.0	44.381	81.3	50.562		194.9	2:18.262	
3	1:00.996	83.9	1:11.654	51.8	1:27.823		121.2	3:40.473		11	45.700	137.4	44.067	81.4	50.469		195.3	2:20.236	
4	1:19.210	70.6	54.332	83.7	52.187		65.6	3:05.729		12	43.280	132.8	44.200	85.4	49.821		191.8	2:17.301	
5	43.343	139.4	44.177	<u>89.9</u>	Pit In		198.9	4:58.549		13	43.128	<u>146.9</u>	44.705	85.6	49.689		194.9	2:17.522	
6	Pit Out	116.1	49.509	73.8	56.082			4:39.296		14	42.964	137.4	43.892	86.8	<u>48.949</u>		195.7	<u>2:15.805</u>	
7	50.186	117.1	49.183	78.7	55.434		159.5	2:34.803		15	45.270	137.1	<u>43.444</u>	<u>89.9</u>	49.405		182.4	2:18.119	
8	44.457	131.4	44.389	83.6	49.793		177.6	2:18.639		16									