

Algarve Summer Party

Autódromo Internacional do Algarve

Group 1 + Mini

28 - 31 July 2022

Laps and Sector Times - RACE 1 (40MIN.)

Autodromo Internacional Algarve - 4652 mtr.

7 Lima-Lima										Mini Cooper									
lap	Sect-1	Speed	Sect-2	Speed	Sect-3	Speed	TopSpeed	laptime	pit	lap	Sect-1	Speed	Sect-2	Speed	Sect-3	Speed	Topspeed	laptime	pit
1	56.467	123.9	52.660		57.297		134.7	3:26.857		8	51.258	117.6	51.026		57.153		152.3	2:39.437	
2	51.027	126.5	51.230		<u>56.432</u>		152.1	2:38.689		9	52.227	111.0	51.323		57.991		141.2	2:41.541	
3	51.812	129.3	50.773		56.506		<u>153.8</u>	2:39.091		10	52.000	127.1	51.176		56.773		145.4	2:39.949	
4	50.974	131.1	51.583		56.872		150.2	2:39.429		11	51.170	124.1	51.089		57.321		150.6	2:39.580	
5	<u>50.686</u>	129.8	50.730		57.077		152.8	<u>2:38.493</u>		12	52.589	117.3	52.049		57.882		143.8	2:42.520	
6	50.872	<u>132.2</u>	51.044		Pit In		152.1	4:36.361		13	51.394	126.6	<u>50.665</u>		57.291		150.6	2:39.350	
7	Pit Out	113.8	51.524		57.021			6:02.562		14									

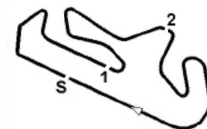
11 Sepúlveda-Aguiar										Mini Cooper									
lap	Sect-1	Speed	Sect-2	Speed	Sect-3	Speed	TopSpeed	laptime	pit	lap	Sect-1	Speed	Sect-2	Speed	Sect-3	Speed	Topspeed	laptime	pit
1	56.946	123.6	52.199	<u>94.3</u>	57.681		128.9	3:27.029		8	52.573	126.2	51.506	85.3	Pit In		147.1	2:47.648	
2	51.100	123.4	51.342	87.8	<u>56.254</u>		<u>154.1</u>	2:38.696		9	Pit Out	120.3	<u>50.483</u>	86.8	56.710			5:56.612	
3	51.824	<u>129.7</u>	51.117	85.9	56.357		152.5	2:39.298		10	51.616	127.2	51.022	88.0	56.974		146.1	2:39.612	
4	50.908	124.4	51.556	91.6	56.901		148.4	2:39.365		11	51.467	124.4	51.228	87.9	57.519		146.5	2:40.214	
5	<u>50.752</u>	128.3	50.618	90.9	57.134		150.2	<u>2:38.511</u>		12	51.578	123.0	51.595	88.3	57.146		146.3	2:40.319	
6	50.797	126.3	51.089	89.0	57.361		153.4	2:39.247		13	52.773	121.8	51.240	87.3	57.516		147.7	2:41.529	
7	51.112	118.7	51.194	85.7	56.594		150.0	2:38.900		14	52.505	124.6	51.643	89.0	57.685		147.7	2:41.833	

55 Veludo-Knudsen										Mini Cooper									
lap	Sect-1	Speed	Sect-2	Speed	Sect-3	Speed	TopSpeed	laptime	pit	lap	Sect-1	Speed	Sect-2	Speed	Sect-3	Speed	Topspeed	laptime	pit
1	57.110	124.4	53.660		<u>57.941</u>		125.6	3:29.640		8	Pit Out	119.5	53.402		59.118			6:07.652	
2	53.466	122.4	52.781		58.738		144.0	2:44.985		9	54.544	124.3	54.291		59.061		139.5	2:47.896	
3	53.555	<u>125.1</u>	52.678		58.033		140.4	<u>2:44.266</u>		10	54.240	124.1	53.408		59.892		141.0	2:47.540	
4	55.419	120.1	53.245		59.411		<u>145.6</u>	2:48.075		11	53.055	125.0	53.100		58.891		141.4	2:45.046	
5	53.248	124.9	53.260		58.138		144.6	2:44.646		12	53.710	123.9	53.618		58.449		142.9	2:45.777	
6	54.375	122.9	52.959		58.153		141.4	2:45.487		13	<u>53.019</u>	124.6	53.590		59.311		142.9	2:45.920	
7	53.138	123.4	<u>52.595</u>		Pit In		<u>145.6</u>	2:55.127		14									

62 Manuel Almeida										Mini Cooper									
lap	Sect-1	Speed	Sect-2	Speed	Sect-3	Speed	TopSpeed	laptime	pit	lap	Sect-1	Speed	Sect-2	Speed	Sect-3	Speed	Topspeed	laptime	pit
1	57.275	119.5	54.106		<u>57.680</u>		128.1	3:29.702		8	53.063	110.2	52.712		Pit In		139.0	2:54.062	
2	53.704	115.3	52.368	<u>94.0</u>	58.883		145.6	2:44.955		9	Pit Out	110.2	52.737	76.2	58.232			6:20.955	
3	54.021	123.4	52.377		58.080		141.0	2:44.478		10	<u>52.289</u>	124.3	54.806	85.5	58.591		144.4	2:45.686	
4	55.259	118.0	53.249	90.2	59.459		136.4	2:47.967		11	53.651	119.1	54.843	79.2	59.273		<u>146.3</u>	2:47.767	
5	53.268	120.1	53.147	85.8	58.105		145.2	2:44.520		12	53.887	111.7	53.190		1:00.437		140.8	2:47.514	
6	54.260	120.9	52.342		58.708		142.9	2:45.310		13	56.247	<u>125.4</u>	<u>52.031</u>	85.4	1:00.124		125.0	2:48.402	
7	53.496	118.9	52.576		58.362		145.4	<u>2:44.434</u>		14									

111 Reis-Madeira										Mini Cooper									
lap	Sect-1	Speed	Sect-2	Speed	Sect-3	Speed	TopSpeed	laptime	pit	lap	Sect-1	Speed	Sect-2	Speed	Sect-3	Speed	Topspeed	laptime	pit
1	56.945	124.1	52.102		57.758		131.4	3:27.002		8	Pit Out	115.8	52.976		57.606			6:50.462	
2	51.956	113.7	51.130		<u>56.436</u>		146.7	2:39.522		9	52.992	121.5	51.345		57.717		149.8	2:42.054	
3	51.447	124.6	51.479		56.545		151.7	2:39.471		10	51.996	104.1	53.147		56.860		150.0	2:42.003	
4	50.898	120.5	52.078		57.344		<u>155.4</u>	2:40.320		11	53.360	120.0	53.686		1:00.258		153.0	2:47.304	
5	51.450	121.5	<u>51.119</u>		56.751		153.8	2:39.320		12	51.551	126.5	51.354		57.504		153.0	2:40.409	
6	<u>50.727</u>	<u>132.5</u>	51.235		56.481		152.8	<u>2:38.443</u>		13	51.015	130.3	51.265		57.649		151.3	2:39.929	
7	51.259	118.7	51.279		Pit In		153.4	3:02.795		14									

501 Ricardo Pereira										Ford Escort RS2000									
lap	Sect-1	Speed	Sect-2	Speed	Sect-3	Speed	TopSpeed	laptime	pit	lap	Sect-1	Speed	Sect-2	Speed	Sect-3	Speed	Topspeed	laptime	pit
1		135.3	43.323	99.0	48.702		170.3	2:14.177		10	44.243	135.8	43.574	89.7	50.446		170.1	2:18.263	
2	42.607	135.3	43.285	96.1	<u>48.361</u>		203.4	<u>2:14.253</u>		11	43.701	131.1	43.552	96.1	49.033		167.2	2:16.286	
3	42.545	135.3	42.689	98.7	49.144		203.8	2:14.378		12	44.198	131.2	43.089	95.2	49.061		170.1	2:16.348	
4	42.523	134.5	42.913	95.1	49.157		202.6	2:14.593		13	43.873	132.4	43.290	95.7	49.070		168.2	2:16.233	
5	<u>42.519</u>	128.4	44.314	98.9	49.176		201.9	2:16.009		14	46.248	137.4	43.106	98.3	48.859		167.7	2:18.213	
6	42.831	134.8	<u>42.535</u>	100.8	49.039		<u>206.1</u>	2:14.405		15	44.569	136.9	43.425	94.3	48.623		167.7	2:16.617	
7	42.577	129.5	43.095	97.1	Pit In		204.2	2:19.448		16	43.777	<u>142.5</u>	42.630	94.9	49.197		169.8	2:15.604	
8	Pit Out	141.0	42.738	<u>101.9</u>	49.325			3:46.713		17	44.561	136.4	43.129	95.8	49.813		169.3	2:17.503	
9	45.931	134.3	44.564	95.3	49.238		157.9	2:19.733		18									



Algarve Summer Party

Autódromo Internacional do Algarve

Group 1 + Mini

28 - 31 July 2022

Laps and Sector Times - RACE 1 (40MIN.)

Autodromo Internacional Algarve - 4652 mtr.

502 Gaspar-M. Gaspar										VW Golf GTI										
lap	Sect-1	Speed	Sect-2	Speed	Sect-3	Speed	TopSpeed	laptime	pit	lap	Sect-1	Speed	Sect-2	Speed	Sect-3	Speed	Topspeed	laptime	pit	
1		139.4	46.062	93.4	50.634		158.8	2:23.021		9	45.934	143.4	45.898	96.0		Pit In		172.8	2:29.636	
2	<u>45.062</u>	138.8	<u>45.599</u>	95.5	50.663		169.8	<u>2:21.324</u>		10	Pit Out	123.6	49.530	85.3	54.299				4:00.083	
3	45.895	144.4	45.994	92.7	50.684		170.6	2:22.573		11	47.403	123.6	47.474	81.7	52.608		165.4	2:27.485		
4	45.378	<u>149.0</u>	45.810	96.6	<u>50.492</u>		172.8	2:21.680		12	47.284	128.1	47.197	92.3	51.933		169.8	2:26.414		
5	45.360	146.9	45.667	93.5	50.845		169.5	2:21.872		13	47.729	131.4	47.077	87.6	53.432		172.8	2:28.238		
6	46.071	142.9	45.951	<u>98.0</u>	50.959		170.9	2:22.981		14	46.875	130.4	46.784	89.3	53.040		<u>174.5</u>	2:26.699		
7	45.478	139.7	46.712	96.5	51.608		170.6	2:23.798		15	46.983	123.3	47.551	90.6	53.207		166.2	2:27.741		
8	45.810	146.7	46.110	93.8	50.697		167.4	2:22.617		16	46.863	131.9	47.662	84.9	52.422		167.2	2:26.947		

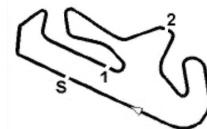
508 Paulo Vieira										Ford Escort RS2000										
lap	Sect-1	Speed	Sect-2	Speed	Sect-3	Speed	TopSpeed	laptime	pit	lap	Sect-1	Speed	Sect-2	Speed	Sect-3	Speed	Topspeed	laptime	pit	
1		143.2	43.266	97.0	49.120		170.3	2:14.953		10	Pit Out	148.1	43.464	97.8	49.819				3:48.216	
2	42.629	139.2	43.418	88.7	48.611		202.2	2:14.658		11	42.569	147.5	43.478	84.7	48.647		200.4	2:14.694		
3	<u>42.091</u>	138.6	43.455	85.8	48.642		<u>205.3</u>	<u>2:14.188</u>		12	42.652	148.6	43.684	93.8	49.198		200.7	2:15.534		
4	42.362	138.5	43.578	84.6	48.811		203.8	2:14.751		13	42.378	135.5	43.869	87.5	49.129		201.1	2:15.376		
5	42.293	136.9	43.795	97.2	49.328		204.2	2:15.416		14	42.606	146.7	43.576	88.8	49.510		201.9	2:15.692		
6	43.443	144.0	<u>43.009</u>	88.4	48.896		203.4	2:15.348		15	42.973	137.8	44.172	78.5	49.379		200.4	2:16.524		
7	43.381	149.2	43.286	89.6	<u>48.590</u>		202.2	2:15.257		16	43.186	<u>151.7</u>	44.081	89.6	49.733		201.9	2:17.000		
8	42.736	141.9	43.507	88.2	49.375		201.9	2:15.618		17	43.500	139.5	43.809	<u>103.5</u>	52.272		199.3	2:19.581		
9	42.537	139.5	43.773	84.6	Pit In		202.6	2:22.344		18										

510 Lopes-Lopes										Datsun 1200									
lap	Sect-1	Speed	Sect-2	Speed	Sect-3	Speed	TopSpeed	laptime	pit	lap	Sect-1	Speed	Sect-2	Speed	Sect-3	Speed	Topspeed	laptime	pit
1	59.371	104.7	56.746	<u>84.3</u>	1:04.314		136.2	3:00.431		8	57.246	102.6	55.924	73.3	1:01.515		142.3	2:54.685	
2	56.798	98.5	56.294	77.2	1:02.516		145.4	2:55.608		9	55.561	114.5	54.263	78.1	1:01.438		145.4	2:51.262	
3	57.023	112.1	56.393	75.9	1:03.300		144.2	2:56.716		10	54.737	116.6	<u>54.099</u>	83.9	<u>1:00.366</u>		144.6	<u>2:49.202</u>	
4	58.016	97.3	57.243	79.6	1:02.061		145.7	2:57.320		11	55.588	110.4	56.271	81.4	1:00.912		146.3	2:52.771	
5	56.370	98.9	56.312	77.0	1:02.159		<u>148.1</u>	2:54.841		12	55.239	114.4	54.384	78.1	1:01.219		146.7	2:50.842	
6	56.869	109.1	56.325	79.6	Pit In		143.8	3:03.044		13	<u>54.296</u>	<u>119.1</u>	55.042	79.0	1:00.757		146.9	2:50.095	
7	Pit Out	105.2	55.936	79.8	1:03.383			4:26.527		14	56.634	116.3	57.172	76.8	1:01.532		145.0	2:55.338	

515 Veiga Lopes										Ford Escort RS2000									
lap	Sect-1	Speed	Sect-2	Speed	Sect-3	Speed	TopSpeed	laptime	pit	lap	Sect-1	Speed	Sect-2	Speed	Sect-3	Speed	Topspeed	laptime	pit
1	50.243	129.7	47.983	87.9	55.895		159.5	2:34.121		9	49.699	141.5	47.905	88.0	54.598		183.4	2:32.202	
2	47.635	126.9	49.634	84.4	54.749		185.6	2:32.018		10	47.561	<u>146.1</u>	47.120	<u>104.3</u>	55.664		184.0	2:30.345	
3	47.363	137.9	49.160	89.2	55.196		176.2	2:31.719		11	49.620	120.1	49.947	91.8	<u>53.860</u>		173.9	2:33.427	
4	47.757	138.1	48.045	94.0	55.600		184.3	2:31.402		12	46.921	139.0	47.729	94.5	54.426		182.4	2:29.076	
5	47.225	145.9	47.592	85.8	54.732		185.6	2:29.549		13	47.430	134.3	46.922	96.3	54.378		177.9	2:28.730	
6	46.929	134.7	47.812	100.2	55.240		185.6	2:29.981		14	47.731	135.0	46.861	96.4	54.391		170.9	2:28.983	
7	48.664	138.3	50.780	94.1	Pit In		182.4	2:47.437		15	<u>46.595</u>	141.4	<u>46.348</u>	101.7	55.525		<u>186.5</u>	<u>2:28.468</u>	
8	Pit Out	100.7	51.310	98.5	55.144			4:06.178		16	47.398	134.8	47.667	101.5	54.797		183.4	2:29.862	

516 Martins-D. Lopes										Ford Escort RS2000										
lap	Sect-1	Speed	Sect-2	Speed	Sect-3	Speed	TopSpeed	laptime	pit	lap	Sect-1	Speed	Sect-2	Speed	Sect-3	Speed	Topspeed	laptime	pit	
1		138.3	44.283	87.7	49.523		172.5	2:19.440		10	43.311	149.4	44.515	95.7	52.063		200.0	2:19.889		
2	44.599	144.0	<u>43.841</u>	93.8	49.413		<u>206.9</u>	2:17.853		11	43.657	137.2	44.455	90.8	50.051		200.4	2:18.163		
3	<u>43.129</u>	139.5	45.154	95.2	49.632		204.9	2:17.915		12	45.455	131.2	46.299	93.2	50.403		181.8	2:22.157		
4	43.262	140.1	45.212	88.9	50.162		203.0	2:18.636		13	43.867	149.0	44.635	<u>96.4</u>	49.598		200.7	2:18.100		
5	43.654	128.3	45.236	87.3	51.455		196.4	2:20.345		14	45.356	147.1	44.016	92.1	49.899		191.2	2:19.271		
6	45.291	142.7	44.202	94.6	50.150		193.2	2:19.643		15	44.151	143.0	44.884	93.0	50.102		194.2	2:19.137		
7	43.428	139.4	43.985	94.6	50.750		200.4	2:18.163		16	43.679	152.3	44.348	88.9	50.059		197.8	2:18.086		
8	45.826	142.5	45.120	90.7	Pit In		201.1	2:29.912		17	43.980	<u>153.8</u>	44.079	91.8	<u>49.305</u>		193.5	<u>2:17.364</u>		
9	Pit Out	142.3	44.422	90.5	50.067			3:49.528		18										

518 Freitas-Moreira										Ford Escort RS2000									
lap	Sect-1	Speed	Sect-2	Speed	Sect-3	Speed	TopSpeed	laptime	pit	lap	Sect-1	Speed	Sect-2	Speed	Sect-3	Speed	Topspeed	laptime	pit
1		136.9	44.042		50.656		170.9	2:18.607		10	44.154	146.9	44.455	94.2	49.394		204.2	2:18.003	
2	44.071	141.2	44.516		49.760		204.9	2:18.347		11	42.908	139.2	43.617	98.3	<u>48.802</u>		204.9	2:15.327	



Algarve Summer Party

Autódromo Internacional do Algarve

Group 1 + Mini

28 - 31 July 2022

Laps and Sector Times - RACE 1 (40MIN.)

Autodromo Internacional Algarve - 4652 mtr.

3	42.720	140.1	44.688	93.5	49.742	202.2	2:17.150	12	43.124	147.1	<u>42.882</u>	49.550	<u>205.7</u>	2:15.556	
4	44.086	138.3	44.768	93.6	50.182	204.9	2:19.036	13	42.895	150.8	43.032	95.3	49.026	2:14.953	
5	43.214	134.7	43.534	95.2	49.389	200.7	2:16.137	14	42.835	<u>154.5</u>	43.197	93.6	49.194	2:15.226	
6	43.509	138.5	43.741	101.6	49.412	194.9	2:16.662	15	<u>42.527</u>	150.6	42.900	92.9	49.063	203.8	<u>2:14.490</u>
7	43.198	144.8	44.528	98.1	50.029	203.8	2:17.755	16	44.179	147.3	43.457		49.559	196.0	2:17.195
8	43.501	143.8	43.222	98.7	Pit In	203.0	2:25.795	17	42.833	141.5	44.088	<u>103.6</u>	49.392	200.7	2:16.313
9	Pit Out	149.8	43.755	100.8	49.675		3:38.625	18							

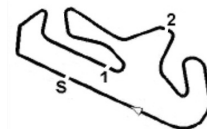
520 F. Ribeiro-Correia									Datsun 1200								
lap	Sect-1	Speed	Sect-2	Speed	Sect-3	Speed	TopSpeed	laptime pit	lap	Sect-1	Speed	Sect-2	Speed	Sect-3	Speed	Topspeed	laptime pit
1	59.055	111.1	55.030	90.8	58.730		131.2	2:52.815	8	Pit Out	123.6	<u>52.196</u>	96.4	57.870			4:10.056
2	54.066	106.7	54.426	96.8	59.496		152.3	2:47.988	9	52.717	126.2	52.762	91.8	57.706		151.5	2:43.185
3	55.232	115.9	55.136	80.2	1:00.014		150.6	2:50.382	10	53.054	125.1	53.343	93.3	58.277		150.4	2:44.674
4	54.516	117.8	54.973	86.1	1:00.431		149.2	2:49.920	11	52.659	124.3	52.602	90.2	57.920		<u>153.0</u>	2:43.181
5	54.659	114.3	54.875	85.4	59.180		150.4	2:48.714	12	53.502	124.9	52.643	88.9	<u>57.598</u>		149.4	2:43.743
6	53.641	116.4	54.956	81.3	58.808		151.5	2:47.405	13	52.561	126.2	53.119	<u>101.1</u>	57.761		151.0	2:43.441
7	55.296	116.3	56.458	78.1	Pit In		146.1	2:57.696	14	<u>52.167</u>	<u>129.5</u>	52.588	88.7	57.716		151.7	<u>2:42.471</u>

521 Rui Azevedo									Ford Escort RS2000								
lap	Sect-1	Speed	Sect-2	Speed	Sect-3	Speed	TopSpeed	laptime pit	lap	Sect-1	Speed	Sect-2	Speed	Sect-3	Speed	Topspeed	laptime pit
1		<u>149.4</u>	43.161	<u>112.0</u>	49.272		173.1	2:16.023	10	44.201	141.9	43.840	90.8	49.432		198.2	2:17.473
2	42.542	139.4	43.282	90.0	<u>48.493</u>		204.2	2:14.317	11	42.701	146.9	43.486	88.8	48.834		200.0	2:15.021
3	<u>42.336</u>	138.1	43.417	90.8	48.723		203.4	2:14.476	12	42.744	144.2	43.303	97.3	49.223		200.0	2:15.270
4	42.698	140.1	42.987	94.2	48.533		204.5	<u>2:14.218</u>	13	43.796	149.2	44.481	100.6	Pit In		198.9	2:23.429
5	42.466	138.8	44.283	99.3	48.596		200.4	2:15.345	14	Pit Out	146.1	44.894	95.7	50.346			2:37.414
6	44.031	146.3	43.051	95.7	48.737		196.0	2:15.819	15	43.992	141.7	43.605	94.8	49.299		197.4	2:16.896
7	43.251	146.7	43.104	87.6	Pit In		<u>206.9</u>	2:20.732	16	43.179	143.4	43.316	103.9	49.596		197.8	2:16.091
8	Pit Out	144.0	<u>42.820</u>	105.1	49.955			3:44.714	17	43.843	149.0	43.749	106.0	50.460		196.7	2:18.052
9	43.825	147.3	44.850	91.6	49.578		198.2	2:18.253	18								

523 Nuno Breda									Ford Escort RS2000								
lap	Sect-1	Speed	Sect-2	Speed	Sect-3	Speed	TopSpeed	laptime pit	lap	Sect-1	Speed	Sect-2	Speed	Sect-3	Speed	Topspeed	laptime pit
1		135.7	44.821	98.5	49.138		172.0	2:17.256	10	44.849	133.3	43.306	104.8	49.630		198.2	2:17.785
2	43.260	132.5	43.510	100.7	49.138		201.9	2:15.908	11	43.262	135.0	43.970	102.8	49.027		199.3	2:16.259
3	43.326	133.0	43.507	101.9	<u>48.838</u>		202.6	2:15.671	12	<u>43.015</u>	135.5	43.998	105.1	49.717		199.6	2:16.730
4	43.302	138.8	<u>43.168</u>	106.4	49.119		201.5	<u>2:15.589</u>	13	43.249	<u>151.3</u>	43.337	103.9	49.495		200.0	2:16.081
5	43.795	139.9	43.324	106.9	49.601		192.5	2:16.720	14	43.016	140.3	52.566	86.8	51.063		201.5	2:26.645
6	43.051	139.4	43.621	103.5	49.124		202.6	2:15.796	15	44.360	122.9	43.709	103.3	49.479		192.9	2:17.548
7	43.250	133.3	43.478	105.6	49.341		<u>203.4</u>	2:16.069	16	43.568	133.8	43.318	105.1	49.309		191.2	2:16.195
8	43.167	142.3	43.348	104.9	Pit In		201.1	2:22.480	17	43.833	130.0	43.781	103.3	49.531		189.1	2:17.145
9	Pit Out	133.5	43.579	<u>107.2</u>	50.299			3:50.438	18								

524 Rui S. Carvalho									Porsche 924								
lap	Sect-1	Speed	Sect-2	Speed	Sect-3	Speed	TopSpeed	laptime pit	lap	Sect-1	Speed	Sect-2	Speed	Sect-3	Speed	Topspeed	laptime pit
1	52.747	117.5	49.564	90.5	54.079		150.4	2:36.390	8	Pit Out	113.8	53.299	79.9	Pit In			4:45.419
2	48.415	116.1	48.788	93.3	53.957		<u>177.0</u>	2:31.160	9	Pit Out	114.6	49.136	93.4	53.914			4:46.668
3	48.507	121.5	50.031	89.9	53.889		173.4	2:32.427	10	47.844	132.8	<u>48.714</u>	<u>98.4</u>	<u>53.642</u>		172.5	<u>2:30.200</u>
4	48.933	124.1	51.875	75.6	1:00.143		170.1	2:40.951	11	<u>47.635</u>	<u>139.0</u>	50.082	94.2	54.903		174.5	2:32.620
5	51.979	122.2	50.548	90.4	56.165		146.7	2:38.692	12	49.904	123.1	49.595	89.5	55.103		154.5	2:34.602
6	51.262	123.3	51.016	89.8	56.028		157.4	2:38.306	13	51.356	119.7	49.414	94.8	54.294		165.9	2:35.064
7	51.806	115.9	51.337	91.4	Pit In		160.7	2:49.790	14	53.247	118.7	49.270	89.3	54.331		157.9	2:36.848

533 Rui Ribeiro									Ford Escort RS2000								
lap	Sect-1	Speed	Sect-2	Speed	Sect-3	Speed	TopSpeed	laptime pit	lap	Sect-1	Speed	Sect-2	Speed	Sect-3	Speed	Topspeed	laptime pit
1		137.8	45.497	99.0	<u>50.080</u>		174.5	2:21.484	10	Pit Out	137.8	<u>43.661</u>	100.7	50.426			3:44.980
2	43.753	136.7	45.043	98.2	51.017		199.6	2:19.813	11	<u>43.410</u>	138.8	44.512	91.9	50.452		197.8	<u>2:18.374</u>
3	43.993	133.2	44.830	98.0	50.620		197.8	2:19.443	12	45.168	137.2	45.088	90.6	50.333		200.0	2:20.589
4	44.366	136.9	43.927	<u>101.8</u>	51.127		194.6	2:19.420	13	43.933	128.0	44.890	87.2	50.683		198.2	2:19.506
5	44.007	135.5	44.762	95.0	51.445		197.4	2:20.214	14	43.623	141.5	45.466	92.7	50.433		<u>201.1</u>	2:19.522
6	43.515	136.2	45.691	90.2	51.358		200.0	2:20.564	15	44.353	<u>142.1</u>	45.601	95.2	50.295		196.7	2:20.249
7	44.452	139.4	44.638	91.0	50.497		198.5	2:19.587	16	43.484	139.0	45.453	90.8	50.150		199.3	2:19.087



Algarve Summer Party

Autódromo Internacional do Algarve

Group 1 + Mini
28 - 31 July 2022
Laps and Sector Times - RACE 1 (40MIN.)
Autodromo Internacional Algarve - 4652 mtr.

8	44.415	139.7	45.772	91.2	50.350	196.4	2:20.537	17	43.822	141.9	44.265	95.8	51.012	197.8	2:19.099
9	43.604	133.5	44.877	87.6	Pit In	200.4	2:24.720	18							

541 Jorge Rodrigues									Datsun 1200 Deluxe											
lap	Sect-1	Speed	Sect-2	Speed	Sect-3	Speed	TopSpeed	laptime	pit	lap	Sect-1	Speed	Sect-2	Speed	Sect-3	Speed	Topspeed	laptime	pit	
1	57.672	113.1	54.472	87.9	58.747		135.5	2:50.891		7	54.145	114.4	54.527	85.6	Pit In			147.7	2:58.229	
2	53.394	113.1	54.187	91.9	<u>58.322</u>		150.4	2:45.903		8	Pit Out	117.9	54.254	87.3	58.496				4:22.772	
3	53.671	<u>118.7</u>	<u>53.571</u>	88.5	59.531		150.0	2:46.773		9	54.446	112.5	54.579	90.9	1:00.426			146.3	2:49.451	
4	53.688	117.1	54.569	90.4	59.416		147.3	2:47.673		10	1:02.199	96.9	58.356	88.5	1:05.873			106.0	3:06.428	
5	54.311	114.8	55.914	90.2	59.438		149.6	2:49.663		11	1:03.505	95.4	1:03.390	82.8	1:15.713			102.4	3:22.608	
6	<u>53.223</u>	118.6	53.699	<u>93.5</u>	58.722		<u>153.2</u>	<u>2:45.644</u>		12	1:18.463	75.9	1:18.883	62.2	Pit In			82.7	4:12.356	

545 Paradelas-Santos									BMW 1600 Ti											
lap	Sect-1	Speed	Sect-2	Speed	Sect-3	Speed	TopSpeed	laptime	pit	lap	Sect-1	Speed	Sect-2	Speed	Sect-3	Speed	Topspeed	laptime	pit	
1		132.7	48.355		54.570		159.1	2:32.508		9	Pit Out	119.3	51.597		55.376				4:46.859	
2	46.616	137.4	47.855		53.290		180.0	2:27.761		10	<u>46.199</u>	<u>145.4</u>	<u>46.559</u>		53.681			178.5	<u>2:26.439</u>	
3	47.168	137.8	47.166		52.912		176.5	2:27.246		11	48.520	125.7	47.852		53.247			179.1	2:29.619	
4	47.083	142.9	47.048		52.863		176.8	2:26.994		12	46.797	139.7	47.688		52.873			180.6	2:27.358	
5	47.013	131.5	47.323		<u>52.222</u>		176.2	2:26.558		13	49.519	123.3	54.551		59.563			<u>182.4</u>	2:43.633	
6	46.753	134.3	47.087		53.126		177.6	2:26.966		14	51.350	118.2	50.424		56.244			167.2	2:38.018	
7	47.015	142.9	46.607		54.890		176.2	2:28.512		15	46.785	139.2	47.389		52.985			173.1	2:27.159	
8	48.518	138.5	47.891		Pit In		175.9	2:36.924		16	47.696	140.8	47.557		52.867			175.0	2:28.120	

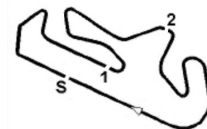
547 Diogo Santos									Datsun 1200											
lap	Sect-1	Speed	Sect-2	Speed	Sect-3	Speed	TopSpeed	laptime	pit	lap	Sect-1	Speed	Sect-2	Speed	Sect-3	Speed	Topspeed	laptime	pit	
1	58.227	115.8	54.114		58.424		131.4	2:50.765		8	53.830	121.8	53.672		57.902			149.6	2:45.404	
2	53.335	112.4	53.690		57.656		150.8	2:44.681		9	52.666	124.9	1:03.687		Pit In			148.6	3:03.559	
3	53.516	123.7	53.200		58.613		149.0	2:45.329		10	Pit Out	121.5	52.961		57.724				4:04.032	
4	53.689	122.7	52.872		57.729		149.6	2:44.290		11	<u>52.649</u>	<u>126.3</u>	53.836		57.881			148.4	2:44.366	
5	53.999	120.9	53.628		58.319		<u>151.5</u>	2:45.946		12	54.437	121.2	55.747		58.675			149.0	2:48.859	
6	53.182	123.0	52.848		57.760		150.6	2:43.790		13	53.943	121.2	53.618		Pit In			147.3	2:56.549	
7	53.377	123.7	<u>52.670</u>		<u>57.416</u>		149.2	<u>2:43.463</u>		14	Pit Out	123.0	53.245		58.615				3:49.233	

549 M. Gomes-Afoito									Ford Escort RS2000											
lap	Sect-1	Speed	Sect-2	Speed	Sect-3	Speed	TopSpeed	laptime	pit	lap	Sect-1	Speed	Sect-2	Speed	Sect-3	Speed	Topspeed	laptime	pit	
1	<u>55.316</u>	<u>116.4</u>	<u>47.751</u>	<u>92.2</u>	<u>54.444</u>		<u>146.3</u>	2:43.627		2	1:00.849	93.1	59.817	80.3	Pit In			132.7	3:14.350	

557 Francisco P. Cardoso									Peugeot 104ZS											
lap	Sect-1	Speed	Sect-2	Speed	Sect-3	Speed	TopSpeed	laptime	pit	lap	Sect-1	Speed	Sect-2	Speed	Sect-3	Speed	Topspeed	laptime	pit	
1	56.240	114.4	52.689	89.9	<u>56.881</u>		141.7	2:45.810		3	<u>52.505</u>	<u>126.0</u>	1:25.864	86.4	Pit In			158.8	3:36.216	
2	53.374	120.0	<u>52.359</u>	<u>93.8</u>	58.894		<u>160.2</u>	<u>2:44.627</u>		4										

565 Santa Bárbara-Matos									Datsun 1200											
lap	Sect-1	Speed	Sect-2	Speed	Sect-3	Speed	TopSpeed	laptime	pit	lap	Sect-1	Speed	Sect-2	Speed	Sect-3	Speed	Topspeed	laptime	pit	
1	57.713	111.5	53.372	90.6	58.123		133.5	2:49.208		8	53.835	119.6	54.773	<u>95.4</u>	Pit In			145.6	2:55.633	
2	53.597	119.7	53.876	92.2	58.166		149.4	2:45.639		9	Pit Out	119.3	53.730	89.7	58.521				4:12.479	
3	53.189	120.7	53.499	92.6	58.455		148.4	2:45.143		10	53.310	123.4	53.486	93.7	57.821			146.7	2:44.617	
4	53.422	124.1	53.343	89.7	57.873		145.6	2:44.638		11	53.127	121.3	53.860	85.4	57.550			146.5	2:44.537	
5	53.248	123.9	53.142	91.8	57.937		147.3	2:44.327		12	<u>52.679</u>	<u>123.0</u>	<u>52.732</u>	94.0	<u>57.207</u>			<u>147.5</u>	<u>2:42.618</u>	
6	52.862	121.8	53.273	91.5	57.670		149.4	2:43.805		13	52.882	123.7	53.179	89.3	57.812			<u>150.6</u>	2:43.873	
7	53.031	120.1	53.262	90.9	57.790		147.7	2:44.083		14	53.122	<u>124.6</u>	52.951	92.5	58.336			145.4	2:44.409	

567 Alberto Xavier									Datsun 1200											
lap	Sect-1	Speed	Sect-2	Speed	Sect-3	Speed	TopSpeed	laptime	pit	lap	Sect-1	Speed	Sect-2	Speed	Sect-3	Speed	Topspeed	laptime	pit	
1	55.883	128.6	51.873	94.5	57.128		138.5	2:44.884		9	Pit Out	125.1	51.509	96.1	57.250				4:06.628	
2	52.146	121.9	52.857	90.8	56.891		<u>156.1</u>	2:41.894		10	50.980	129.7	<u>51.395</u>	<u>101.4</u>	57.813			152.1	2:40.188	
3	52.010	123.0	51.635	96.1	57.420		153.4	2:41.065		11	51.843	127.8	53.359	96.3	57.319			151.5	2:42.521	
4	52.782	121.6	53.294	87.4	<u>56.331</u>		151.3	2:42.407		12	<u>50.691</u>	<u>131.2</u>	52.570	93.2	57.205			154.9	2:40.466	
5	52.668	125.0	51.631	91.7	58.381		153.2	2:42.680		13	51.925	129.7	51.610	93.6	56.889			145.6	2:40.424	
6	51.470	125.9	52.050	92.3	57.413		154.5	2:40.933		14	52.176	127.5	52.307	95.9	57.515			149.2	2:41.998	



Algarve Summer Party

Autódromo Internacional do Algarve

Group 1 + Mini

28 - 31 July 2022

Laps and Sector Times - RACE 1 (40MIN.)

Autodromo Internacional Algarve - 4652 mtr.

7	52.412	120.7	52.314	88.5	58.118	154.3	2:42.844	15	51.066	127.7	51.466	100.9	57.328	151.3	<u>2:39.860</u>
8	51.451	125.6	51.535	97.6	Pit In	151.5	2:46.583	16							

569 Francisco Marrão									Datsun 1200										
lap	Sect-1	Speed	Sect-2	Speed	Sect-3	Speed	TopSpeed	laptime	pit	lap	Sect-1	Speed	Sect-2	Speed	Sect-3	Speed	Topspeed	laptime	pit
1	57.690	114.6	53.760	<u>93.3</u>	58.338		132.7	2:49.788		8	53.438	114.6	55.236	89.6	Pit In		144.6	2:57.411	
2	53.464	117.4	53.456	92.6	58.187		147.9	2:45.107		9	Pit Out	120.9	54.018	92.2	58.178			4:16.726	
3	54.338	121.6	<u>52.790</u>	82.1	58.452		148.1	2:45.580		10	53.644	119.6	53.220	89.9	58.879		143.6	2:45.743	
4	54.548	121.2	52.883	89.8	58.160		<u>149.4</u>	2:45.591		11	53.700	119.6	54.191	87.0	58.982		144.8	2:46.873	
5	54.200	118.4	53.495	89.7	58.721		147.7	2:46.416		12	53.678	119.3	53.440	89.3	58.539		142.7	2:45.657	
6	53.577	121.9	53.219	85.9	59.429		147.9	2:46.225		13	53.517	117.6	53.991	92.8	58.438		143.6	2:45.946	
7	<u>53.371</u>	<u>122.7</u>	53.060	90.8	<u>58.122</u>		146.5	<u>2:44.553</u>		14	53.762	121.2	53.242	93.1	58.796		145.2	2:45.800	

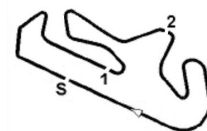
573 C. Pinheiro-S. Vieira									Jaguar XJS V12										
lap	Sect-1	Speed	Sect-2	Speed	Sect-3	Speed	TopSpeed	laptime	pit	lap	Sect-1	Speed	Sect-2	Speed	Sect-3	Speed	Topspeed	laptime	pit
1		136.0	<u>44.184</u>	98.1	49.575		179.7	2:18.362		9	43.521	130.3	45.700	87.8	49.522		198.9	2:18.743	
2	43.571	128.4	44.887	96.9	<u>49.412</u>		208.9	<u>2:17.870</u>		10	43.937	125.7	44.875	94.4	Pit In		200.0	2:28.275	
3	43.236	128.7	44.753	87.2	49.903		213.4	2:17.892		11	Pit Out	123.9	45.330	92.9	50.210			3:49.473	
4	<u>43.189</u>	129.8	44.913	92.2	51.089		<u>213.9</u>	2:19.191		12	44.240	129.2	45.745	90.2	50.344		191.8	2:20.329	
5	44.020	<u>136.2</u>	44.700	95.7	50.136		210.9	2:18.856		13	44.913	126.0	45.595	92.2	51.547		184.0	2:22.055	
6	44.369	132.2	45.111	91.4	50.080		208.5	2:19.560		14	47.289	118.9	46.827	86.5	52.455		186.2	2:26.571	
7	43.664	128.1	45.091	<u>100.7</u>	49.988		203.8	2:18.743		15	48.017	118.9	47.928	91.1	53.873		166.4	2:29.818	
8	43.755	129.8	45.091	89.5	50.652		206.5	2:19.498		16	50.161	103.3	48.992	98.1	Pit In		156.5	2:45.029	

580 Reis-Costa									Datsun 1200										
lap	Sect-1	Speed	Sect-2	Speed	Sect-3	Speed	TopSpeed	laptime	pit	lap	Sect-1	Speed	Sect-2	Speed	Sect-3	Speed	Topspeed	laptime	pit
1	54.129	128.4	51.598	93.1	57.115		136.7	2:42.842		9	<u>51.172</u>	129.7	51.246	94.8	Pit In		150.2	2:45.140	
2	51.669	123.3	51.353	87.7	56.985		<u>154.5</u>	2:40.007		10	Pit Out	128.3	<u>51.027</u>	<u>102.6</u>	57.114			4:04.993	
3	51.441	128.6	51.054	93.0	57.355		150.8	2:39.850		11	52.040	130.0	51.213	95.7	57.631		150.6	2:40.884	
4	51.647	128.4	51.273	99.5	58.277		149.8	2:41.197		12	52.001	127.2	51.827	86.5	<u>56.538</u>		148.1	2:40.366	
5	51.440	129.5	51.786	101.5	57.258		151.0	2:40.484		13	51.959	<u>131.4</u>	51.124	97.6	57.353		152.1	2:40.436	
6	52.542	129.7	51.078	101.2	58.216		151.5	2:41.836		14	51.608	130.8	51.042	98.3	57.256		149.0	2:39.906	
7	52.692	130.9	51.309	84.7	56.783		153.8	2:40.784		15	51.768	130.4	51.365	95.7	57.630		150.6	2:40.763	
8	51.264	129.3	51.199	96.3	57.092		152.3	<u>2:39.555</u>		16									

581 Ruao-Pardalejo									VW Scirocco										
lap	Sect-1	Speed	Sect-2	Speed	Sect-3	Speed	TopSpeed	laptime	pit	lap	Sect-1	Speed	Sect-2	Speed	Sect-3	Speed	Topspeed	laptime	pit
1	53.125	116.3	50.630	82.5	58.228		136.5	2:41.983		6	48.680	129.7	49.474		54.602		180.3	2:32.756	
2	48.556	118.6	48.485		54.779		158.6	2:31.820		7	48.210	121.9	49.316		53.778		178.2	2:31.304	
3	<u>46.903</u>	124.1	<u>47.829</u>	<u>89.9</u>	Pit In		169.8	2:38.975		8	47.238	<u>137.9</u>	49.104		<u>53.620</u>		<u>183.1</u>	<u>2:29.962</u>	
4	Pit Out	119.7	51.625		57.608			19:46.613		9	47.677	137.1	48.981		53.814		170.1	2:30.472	
5	49.049	126.0	50.270		56.685		179.4	2:36.004		10									

582 João Azevedo									Datsun 1200										
lap	Sect-1	Speed	Sect-2	Speed	Sect-3	Speed	TopSpeed	laptime	pit	lap	Sect-1	Speed	Sect-2	Speed	Sect-3	Speed	Topspeed	laptime	pit
1	59.196	110.5	55.443		59.860		125.4	2:54.499		8	53.703	118.3	<u>53.558</u>		59.344		144.6	<u>2:46.605</u>	
2	53.966	110.1	53.840		58.948		144.0	2:46.754		9	53.708	116.1	53.874		59.235		144.4	2:46.817	
3	54.717	117.5	58.107		59.603		<u>148.6</u>	2:52.427		10	54.488	115.6	53.806		Pit In		140.8	2:55.923	
4	54.529	113.1	53.882		1:00.597		144.0	2:49.008		11	Pit Out	116.4	54.377		59.912			3:15.066	
5	55.179	119.5	54.256		<u>58.561</u>		148.1	2:47.996		12	54.540	118.6	53.878		59.387		141.9	2:47.805	
6	54.316	115.5	54.548		Pit In		146.9	2:53.427		13	<u>53.683</u>	120.4	53.759		59.991		141.9	2:47.433	
7	Pit Out	<u>121.3</u>	54.268		59.258			4:18.877		14	54.484	116.3	54.608		58.962		144.2	2:48.054	

584 Tomás P.Abreu									Datsun 1200										
lap	Sect-1	Speed	Sect-2	Speed	Sect-3	Speed	TopSpeed	laptime	pit	lap	Sect-1	Speed	Sect-2	Speed	Sect-3	Speed	Topspeed	laptime	pit
1	54.825	125.9	52.050	89.7	56.902		135.0	2:43.777		9	51.555	125.9	51.603	89.9	56.862		151.3	2:40.020	
2	52.181	125.6	52.102	90.7	<u>56.310</u>		<u>156.7</u>	2:40.593		10	<u>51.086</u>	125.9	<u>50.867</u>	95.1	56.860		150.2	<u>2:38.813</u>	
3	51.203	129.0	51.116	93.9	56.503		153.2	2:38.822		11	52.300	124.9	51.233		57.245		146.7	2:40.778	
4	51.663	128.6	51.384		57.727		153.6	2:40.774		12	51.685	<u>130.9</u>	51.847	90.0	56.709		150.8	2:40.241	
5	51.576	128.1	52.130		57.162		148.8	2:40.868		13	52.265	130.8	51.334	91.4	57.355		151.3	2:40.954	
6	52.247	130.4	51.304	<u>97.6</u>	57.956		155.6	2:41.507		14	51.748	128.4	51.445		56.455		153.6	2:39.648	



Algarve Summer Party

Autódromo Internacional do Algarve

Group 1 + Mini

28 - 31 July 2022

Laps and Sector Times - RACE 1 (40MIN.)

Autodromo Internacional Algarve - 4652 mtr.

7	52.207	127.7	51.583	83.4	Pit In	150.6	2:45.754	15	52.244	128.4	51.428	91.4	57.085	147.3	2:40.757
8	Pit Out	126.2	52.373	86.7	56.872		4:05.897	16							

586 Luis S. Costa									Datsun 1200											
lap	Sect-1	Speed	Sect-2	Speed	Sect-3	Speed	TopSpeed	laptime	pit	lap	Sect-1	Speed	Sect-2	Speed	Sect-3	Speed	Topspeed	laptime	pit	
1		131.5	48.488	93.7	54.853		160.0	2:32.280		9	Pit Out	137.2	48.017	86.5	54.263				4:14.161	
2	48.959	122.9	49.275	83.8	54.873		175.9	2:33.107		10	48.013	139.7	<u>46.791</u>	<u>97.3</u>	53.597			<u>178.2</u>	2:28.401	
3	47.996	127.4	48.836	89.0	54.893		174.5	2:31.725		11	47.638	125.1	47.788	87.2	55.631			173.4	2:31.057	
4	47.736	134.3	48.654	90.3	55.333		173.4	2:31.723		12	<u>46.879</u>	136.5	47.472	88.2	<u>53.349</u>			175.3	<u>2:27.700</u>	
5	49.601	130.4	48.049	81.4	53.791		173.6	2:31.441		13	47.138	139.0	47.724	90.5	54.016			175.9	2:28.878	
6	47.036	128.4	47.789	90.7	54.221		177.9	2:29.046		14	47.819	135.7	47.559	84.2	54.397			172.2	2:29.775	
7	48.343	136.9	48.929	85.4	55.671		176.2	2:32.943		15	47.954	<u>142.1</u>	47.219	86.4	54.566			170.3	2:29.739	
8	47.981	140.6	48.428	86.4	Pit In		173.9	2:38.754		16	48.055	125.0	47.581	87.0	54.683			174.5	2:30.319	

588 C. Pinto-Liberal									VW Golf GTI											
lap	Sect-1	Speed	Sect-2	Speed	Sect-3	Speed	TopSpeed	laptime	pit	lap	Sect-1	Speed	Sect-2	Speed	Sect-3	Speed	Topspeed	laptime	pit	
1		<u>142.7</u>	<u>58.994</u>	<u>70.7</u>	Pit In		<u>160.2</u>	3:15.245		2										

590 Gordo-Ferreira									Datsun 1200											
lap	Sect-1	Speed	Sect-2	Speed	Sect-3	Speed	TopSpeed	laptime	pit	lap	Sect-1	Speed	Sect-2	Speed	Sect-3	Speed	Topspeed	laptime	pit	
1	56.442	125.0	52.697	86.3	<u>56.838</u>		134.8	2:45.977		9	Pit Out	112.6	52.530	94.2	57.355				4:02.175	
2	52.073	125.4	52.206	90.8	57.230		<u>154.3</u>	2:41.509		10	51.831	121.8	52.261	98.0	57.393			147.9	2:41.485	
3	52.540	123.4	52.166	84.1	56.924		150.2	2:41.630		11	51.843	122.2	51.496	<u>103.2</u>	58.584			147.1	2:41.923	
4	52.093	123.9	52.368	81.9	57.146		151.5	2:41.607		12	<u>51.242</u>	125.4	52.207	92.0	57.511			152.3	2:40.960	
5	52.232	125.1	51.893	84.4	57.420		150.0	2:41.545		13	51.495	125.6	<u>51.415</u>	97.1	57.832			147.9	2:40.742	
6	51.987	122.7	52.494	88.5	57.824		151.5	2:42.305		14	51.749	124.3	52.532	95.2	57.231			147.5	2:41.512	
7	52.043	<u>126.5</u>	53.162	79.7	58.044		<u>154.3</u>	2:43.249		15	51.783	116.5	51.444	100.2	57.502			147.5	<u>2:40.729</u>	
8	51.801	124.4	52.462	86.3	Pit In		152.1	2:47.303		16										

595 Fresco-Fresco									Ford Capri MKII											
lap	Sect-1	Speed	Sect-2	Speed	Sect-3	Speed	TopSpeed	laptime	pit	lap	Sect-1	Speed	Sect-2	Speed	Sect-3	Speed	Topspeed	laptime	pit	
1	51.779	127.1	47.477	93.3	55.620		163.1	2:34.876		9	47.822	137.4	47.082	<u>103.5</u>	54.732			181.2	2:29.636	
2	47.988	129.0	48.424	90.9	55.205		189.8	2:31.617		10	47.355	145.4	47.063	88.7	54.001			196.0	2:28.419	
3	47.458	122.2	48.663	85.6	56.455		192.9	2:32.576		11	47.799	130.6	48.351	97.1	53.492			191.8	2:29.642	
4	47.659	125.4	47.875	92.8	56.580		190.1	2:32.114		12	46.700	136.4	49.045	92.7	<u>53.087</u>			193.9	2:28.832	
5	47.923	137.1	47.338	85.8	55.024		189.5	2:30.285		13	46.794	137.8	48.301	94.4	53.940			<u>196.7</u>	2:29.035	
6	48.140	138.5	47.562	93.5	54.641		181.5	2:30.343		14	48.076	143.8	47.786	89.8	54.727			182.7	2:30.589	
7	47.603	135.2	48.790	87.4	Pit In		192.2	2:41.213		15	<u>46.215</u>	<u>147.7</u>	<u>46.811</u>	91.9	55.312			190.1	<u>2:28.338</u>	
8	Pit Out	132.8	48.755	90.6	55.001			4:14.571		16	47.728	137.8	47.318	100.1	55.516			184.9	2:30.562	

597 António Maia									Ford Escort RS2000											
lap	Sect-1	Speed	Sect-2	Speed	Sect-3	Speed	TopSpeed	laptime	pit	lap	Sect-1	Speed	Sect-2	Speed	Sect-3	Speed	Topspeed	laptime	pit	
1		136.7	44.681	86.7	49.360		175.6	2:18.730		10	42.843	141.0	43.947	90.9	50.366			201.9	2:17.156	
2	43.952	134.0	46.406	87.7	<u>48.947</u>		<u>204.9</u>	2:19.305		11	44.061	139.4	43.737	89.6	49.724			203.0	2:17.522	
3	<u>42.737</u>	138.5	44.140	89.9	49.488		203.4	2:16.365		12	43.073	136.9	43.830	94.4	50.805			201.1	2:17.708	
4	43.670	145.0	44.133	<u>108.0</u>	50.321		203.0	2:18.124		13	43.464	139.7	44.160	89.2	49.377			199.3	2:17.001	
5	43.351	142.1	43.501	95.3	49.274		201.1	2:16.126		14	43.463	138.8	43.768	103.7	50.006			199.6	2:17.237	
6	43.310	138.1	43.874	101.0	49.842		200.4	2:17.026		15	44.069	137.1	<u>43.388</u>	90.5	49.280			201.1	2:16.737	
7	43.473	<u>146.7</u>	44.721	98.4	50.253		202.6	2:18.447		16	42.981	136.0	43.646	92.9	49.222			201.5	<u>2:15.849</u>	
8	43.540	140.3	43.714	89.1	Pit In		203.8	2:26.879		17	42.991	138.5	43.535	92.5	49.559			202.2	2:16.085	
9	Pit Out	135.8	44.028	90.5	49.936			3:48.246		18										