

Algarve Summer Party

Autódromo Internacional do Algarve

Group 1 + Mini
28 - 31 July 2022
Laps and Sector Times - QUALIFYING (40MIN.)
Autodromo Internacional Algarve - 4652 mtr.

7									Lima-Lima									Mini Cooper											
lap	Sect-1	Speed	Sect-2	Speed	Sect-3	Speed	TopSpeed	laptime	pit	lap	Sect-1	Speed	Sect-2	Speed	Sect-3	Speed	Topspeed	laptime	pit	lap	Sect-1	Speed	Sect-2	Speed	Sect-3	Speed	Topspeed	laptime	pit
1	Pit Out	119.3	55.044		1:00.255			10:26.006		6	52.416	125.9	52.581		58.441		147.3	2:43.438		6	52.416	125.9	52.581		58.441		147.3	2:43.438	
2	54.009	122.3	53.131		58.808		145.4	2:45.948	D	7	53.165	122.0	2:07.007		57.402		145.4	3:57.574		7	53.165	122.0	2:07.007		57.402		145.4	3:57.574	
3	53.126	123.0	53.480		58.979		143.0	2:45.585		8	51.302	129.2	<u>51.107</u>		58.269		151.3	<u>2:40.678</u>		8	51.302	129.2	<u>51.107</u>		58.269		151.3	<u>2:40.678</u>	
4	52.290	125.7	52.994		57.945		147.3	2:43.229	D	9	<u>51.228</u>	<u>130.3</u>	51.333		<u>56.643</u>		<u>152.1</u>	2:39.204	D	9	<u>51.228</u>	<u>130.3</u>	51.333		<u>56.643</u>		<u>152.1</u>	2:39.204	D
5	53.633	100.3	59.989		57.995		148.1	2:51.617		10	56.928	100.2	56.122		Pit In		112.5	3:04.843		10	56.928	100.2	56.122		Pit In		112.5	3:04.843	

11									Sepúlveda-Aguiar									Mini Cooper											
lap	Sect-1	Speed	Sect-2	Speed	Sect-3	Speed	TopSpeed	laptime	pit	lap	Sect-1	Speed	Sect-2	Speed	Sect-3	Speed	Topspeed	laptime	pit	lap	Sect-1	Speed	Sect-2	Speed	Sect-3	Speed	Topspeed	laptime	pit
1	Pit Out	119.7	51.940	90.7	<u>56.327</u>			7:38.166		5	50.879	127.5	51.156	90.1	57.528		151.0	2:39.563		5	50.879	127.5	51.156	90.1	57.528		151.0	2:39.563	
2	53.292	129.7	51.507	87.2	56.657		<u>152.5</u>	2:41.456		6	56.687	92.9	1:03.284	72.9	1:16.161		151.0	3:16.132		6	56.687	92.9	1:03.284	72.9	1:16.161		151.0	3:16.132	
3	<u>50.818</u>	126.8	51.833	93.3	56.773		150.6	<u>2:39.424</u>		7	1:07.577	87.4	59.194	78.7	59.122		86.6	3:05.893		7	1:07.577	87.4	59.194	78.7	59.122		86.6	3:05.893	
4	11:57.918	106.5	<u>53.860</u>	89.8	57.813		0.2	13:49.591		8	51.062	130.3	53.476	88.2	1:02.381		150.4	2:46.919		8	51.062	130.3	53.476	88.2	1:02.381		150.4	2:46.919	

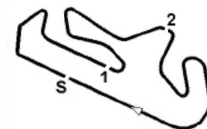
55									Veludo-Knudsen									Mini Cooper											
lap	Sect-1	Speed	Sect-2	Speed	Sect-3	Speed	TopSpeed	laptime	pit	lap	Sect-1	Speed	Sect-2	Speed	Sect-3	Speed	Topspeed	laptime	pit	lap	Sect-1	Speed	Sect-2	Speed	Sect-3	Speed	Topspeed	laptime	pit
1	Pit Out	91.8	55.565		1:00.502			2:48.485		7	53.716	<u>125.1</u>	53.166		59.488		142.9	2:46.370		7	53.716	<u>125.1</u>	53.166		59.488		142.9	2:46.370	
2	54.111	121.9	54.293		59.569		143.0	2:47.973		8	53.726	123.3	53.403		59.241		142.3	2:46.370		8	53.726	123.3	53.403		59.241		142.3	2:46.370	
3	54.185	121.9	53.939		58.986		144.8	2:47.110		9	53.421	124.1	1:01.022		1:10.906		142.7	3:05.349		9	53.421	124.1	1:01.022		1:10.906		142.7	3:05.349	
4	55.859	113.7	54.597		Pit In		<u>145.4</u>	2:59.751		10	1:03.361	122.3	53.885		59.569		104.4	2:56.815		10	1:03.361	122.3	53.885		59.569		104.4	2:56.815	
5	Pit Out	100.8	55.388		59.927			5:18.622		11	53.494	122.7	53.106		<u>58.630</u>		143.8	2:45.230		11	53.494	122.7	53.106		<u>58.630</u>		143.8	2:45.230	
6	54.816	121.6	53.496		1:00.072		142.5	2:48.384		12	<u>53.190</u>	122.4	<u>53.091</u>		58.722		143.2	<u>2:45.003</u>		12	<u>53.190</u>	122.4	<u>53.091</u>		58.722		143.2	<u>2:45.003</u>	

62									Manuel Almeida									Mini Cooper											
lap	Sect-1	Speed	Sect-2	Speed	Sect-3	Speed	TopSpeed	laptime	pit	lap	Sect-1	Speed	Sect-2	Speed	Sect-3	Speed	Topspeed	laptime	pit	lap	Sect-1	Speed	Sect-2	Speed	Sect-3	Speed	Topspeed	laptime	pit
1	Pit Out	87.6	56.194	82.9	1:00.013			2:49.573		7	52.987	124.3	52.141		59.251		142.9	2:44.379		7	52.987	124.3	52.141		59.251		142.9	2:44.379	
2	5:50.076	99.9	53.801		59.705			7:43.582		8	53.276	120.4	54.176	84.4	1:02.311		143.6	2:49.763		8	53.276	120.4	54.176	84.4	1:02.311		143.6	2:49.763	
3	54.008	103.0	55.147	91.5	59.099		143.8	2:48.254		9	55.762	111.7	1:02.739	81.4	1:12.809		131.1	3:11.310		9	55.762	111.7	1:02.739	81.4	1:12.809		131.1	3:11.310	
4	53.664	114.8	54.361	93.3	59.258		143.2	2:47.283		10	1:05.699	104.4	54.311	76.2	1:00.011		105.4	3:00.021		10	1:05.699	104.4	54.311	76.2	1:00.011		105.4	3:00.021	
5	57.031	97.6	56.945	87.5	Pit In		141.7	3:06.817		11	52.396	<u>125.6</u>	52.720		58.234		145.2	2:43.350		11	52.396	<u>125.6</u>	52.720		58.234		145.2	2:43.350	
6	Pit Out	120.5	52.835	94.2	58.212			7:23.046		12	52.218	121.8	<u>51.882</u>	<u>99.4</u>	58.150		145.9	<u>2:42.250</u>		12	52.218	121.8	<u>51.882</u>	<u>99.4</u>	58.150		145.9	<u>2:42.250</u>	

111									Reis-Madeira									Mini Cooper											
lap	Sect-1	Speed	Sect-2	Speed	Sect-3	Speed	TopSpeed	laptime	pit	lap	Sect-1	Speed	Sect-2	Speed	Sect-3	Speed	Topspeed	laptime	pit	lap	Sect-1	Speed	Sect-2	Speed	Sect-3	Speed	Topspeed	laptime	pit
1	Pit Out	117.0	52.476		59.861			9:23.180		6	1:01.753	92.6	56.817		56.344		107.8	2:54.914		6	1:01.753	92.6	56.817		56.344		107.8	2:54.914	
2	51.601	110.8	52.288		57.484		153.4	2:41.373		7	52.688	87.7	1:04.436		1:03.229		152.5	3:00.353		7	52.688	87.7	1:04.436		1:03.229		152.5	3:00.353	
3	51.619	124.7	51.811		57.527		<u>155.4</u>	2:40.957		8	51.566	119.7	<u>50.541</u>		56.136		152.3	2:38.243		8	51.566	119.7	<u>50.541</u>		56.136		152.3	2:38.243	
4	51.263	<u>126.6</u>	51.161		Pit In		154.5	2:48.483		9	<u>50.643</u>	126.2	50.765		<u>55.581</u>		154.7	<u>2:36.989</u>		9	<u>50.643</u>	126.2	50.765		<u>55.581</u>		154.7	<u>2:36.989</u>	
5	Pit Out	84.2	1:01.843		1:05.536			11:00.028		10										10									

501									Ricardo Pereira									Ford Escort RS2000											
lap	Sect-1	Speed	Sect-2	Speed	Sect-3	Speed	TopSpeed	laptime	pit	lap	Sect-1	Speed	Sect-2	Speed	Sect-3	Speed	Topspeed	laptime	pit	lap	Sect-1	Speed	Sect-2	Speed	Sect-3	Speed	Topspeed	laptime	pit
1	Pit Out	118.9	43.291	96.9	48.494			2:14.791		6	43.323	129.0	43.466	96.5	49.485		203.8	2:16.274		6	43.323	129.0	43.466	96.5	49.485		203.8	2:16.274	
2	14:41.170	139.4	43.126	98.5	48.357		<u>204.9</u>	16:12.653		7	43.436	137.6	42.885	95.7	Pit In		203.8	2:25.729		7	43.436	137.6	42.885	95.7	Pit In		203.8	2:25.729	
3	43.164	139.4	<u>42.786</u>	95.3	48.382		199.3	2:14.332		8	Pit Out	103.4	53.933	85.2	57.716			4:11.507		8	Pit Out	103.4	53.933	85.2	57.716			4:11.507	
4	42.431	<u>140.4</u>	43.253	93.8	<u>48.308</u>		203.4	<u>2:13.992</u>		9	1:04.599	79.4	1:00.733	80.3	58.134		121.5	3:03.466		9	1:04.599	79.4	1:00.733	80.3	58.134		121.5	3:03.466	
5	<u>42.385</u>	127.8	43.204	94.1	48.414		204.2	2:14.003		10	43.415	138.8	43.146	<u>99.7</u>	49.166		189.8	2:15.727		10	43.415	138.8	43.146	<u>99.7</u>	49.166		189.8	2:15.727	

502									Gaspar-M. Gaspar									VW Golf GTI											
lap	Sect-1	Speed	Sect-2	Speed	Sect-3	Speed	TopSpeed	laptime	pit	lap	Sect-1	Speed	Sect-2	Speed	Sect-3	Speed	Topspeed	laptime	pit	lap	Sect-1	Speed	Sect-2	Speed	Sect-3	Speed	Topspeed	laptime	pit
1	Pit Out	141.9	46.261	94.6	51.599			8:37.451		6	<u>45.261</u>	143.6	45.580	<u>98.9</u>	Pit In		169.5	2:35.420		6	<u>45.261</u>	143.6	45.580	<u>98.9</u>	Pit In		169.5	2:35.420	
2	45.344	139.0	45.789	90.6	51.432		<u>170.3</u>	2:22.565		7	Pit Out	121.8	48.088	89.0	52.894			6:00.030		7	Pit Out	121.8	48.088	89.0	52.894			6:00.030	
3	45.373	139.7	45.592	98.1	51.275		<u>170.3</u>	2:22.240		8	46.892	125.9	46.691	84.8	53.114		168.5	2:26.697		8	46.892	125.9	46.691	84.8	53.114		168.5	2:26.697	
4	45.656	<u>145.0</u>	<u>45.358</u>	94.7	50.597		<u>170.3</u>	2:21.611		9	46.960	126.0	48.035	73.2	Pit In		167.2	2:54.961		9	46.960	126.0	48.035	73.2					



Algarve Summer Party

Autódromo Internacional do Algarve

Group 1 + Mini

28 - 31 July 2022

Laps and Sector Times - QUALIFYING (40MIN.)

Autodromo Internacional Algarve - 4652 mtr.

508 Paulo Vieira										Ford Escort RS2000										
lap	Sect-1	Speed	Sect-2	Speed	Sect-3	Speed	TopSpeed	laptime	pit	lap	Sect-1	Speed	Sect-2	Speed	Sect-3	Speed	Topspeed	laptime	pit	
1	Pit Out	121.1	46.439	83.3	49.874			8:26.849		8	<u>41.965</u>	145.2	43.604	86.5	49.109			204.5	2:14.678	
2	43.651	132.5	44.488	83.7	50.344		203.8	2:18.483	D	9	42.263	<u>150.0</u>	43.359	80.1	<u>48.410</u>			<u>205.3</u>	<u>2:14.032</u>	
3	42.508	130.6	43.621	88.1	51.373		204.5	2:17.502		10	46.181	126.6	47.599	77.5	Pit In			202.6	2:46.350	
4	43.881	132.7	44.599	89.5	50.882		182.7	2:19.362		11	Pit Out	106.0	1:05.874	62.5	1:11.358				5:09.883	
5	43.714	139.4	44.975	83.9	49.747		204.2	2:18.436		12	50.209	131.2	46.478	94.3	51.216			161.4	2:27.903	
6	42.469	135.3	43.575	<u>94.6</u>	49.307		204.2	2:15.351		13	42.030	140.3	<u>43.318</u>	84.6	48.729			202.2	2:14.077	
7	42.743	133.3	43.631	82.2	48.551		204.2	2:14.925		14	42.464	146.3	43.838	77.6	49.871			202.6	2:16.173	

510 Lopes-Lopes										Datsun 1200										
lap	Sect-1	Speed	Sect-2	Speed	Sect-3	Speed	TopSpeed	laptime	pit	lap	Sect-1	Speed	Sect-2	Speed	Sect-3	Speed	Topspeed	laptime	pit	
1	Pit Out	111.7	54.440	80.0	58.870			8:25.608		7	Pit Out	90.5	56.876	76.9	1:03.785				5:50.596	
2	54.185	104.3	54.743	<u>85.2</u>	59.667		151.5	2:48.595		8	57.158	95.3	57.822	76.0	1:04.277			146.3	2:59.257	
3	54.364	110.9	<u>53.937</u>	84.6	59.096		149.0	2:47.397		9	1:05.450	80.2	1:02.656	68.0	1:06.757			104.1	3:14.863	
4	<u>53.357</u>	114.4	54.428	79.4	59.098		<u>152.1</u>	<u>2:46.883</u>		10	59.314	83.2	58.409	75.2	1:04.905			145.2	3:02.628	
5	54.019	<u>117.3</u>	54.771	76.2	<u>58.826</u>		149.4	2:47.616		11	59.454	90.5	58.597	75.7	1:06.110			139.0	3:04.161	
6	54.024	115.1	55.728	78.6	Pit In		150.6	2:57.263		12	1:01.048	89.3	1:05.892	68.0	Pit In			135.2	3:59.627	

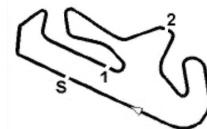
515 Veiga Lopes										Ford Escort RS2000										
lap	Sect-1	Speed	Sect-2	Speed	Sect-3	Speed	TopSpeed	laptime	pit	lap	Sect-1	Speed	Sect-2	Speed	Sect-3	Speed	Topspeed	laptime	pit	
1	Pit Out	110.0	52.189	85.0	59.314			8:16.327		6	47.649	138.6	49.131	85.4	56.727			181.5	2:33.507	
2	50.408	119.5	51.295	86.2	56.958		168.5	2:38.661		7	49.679	115.5	49.331	81.1	Pit In			171.2	2:52.979	
3	52.521	131.2	49.161	88.4	56.806		160.7	2:38.488		8	Pit Out	111.5	53.051	75.9	Pit In				6:06.642	
4	48.815	132.2	48.991	88.0	55.840		163.6	2:33.646		9	Pit Out	101.2	51.097	80.4	55.814				10:16.971	
5	48.453	140.1	48.771	83.9	56.161		166.9	2:33.385		10	<u>47.495</u>	<u>140.6</u>	<u>48.486</u>	<u>91.2</u>	<u>54.852</u>			182.4	<u>2:30.833</u>	

516 Martins-D. Lopes										Ford Escort RS2000										
lap	Sect-1	Speed	Sect-2	Speed	Sect-3	Speed	TopSpeed	laptime	pit	lap	Sect-1	Speed	Sect-2	Speed	Sect-3	Speed	Topspeed	laptime	pit	
1	Pit Out	124.1	45.935	99.5	50.358			8:11.212		7	45.538	142.1	44.488	<u>104.3</u>	51.393			198.2	2:21.419	
2	43.389	135.7	44.271	99.6	51.115		<u>204.2</u>	2:18.775		8	43.478	<u>149.6</u>	45.131	90.5	50.248			197.1	2:18.857	
3	43.370	133.8	45.409	96.3	49.788		201.5	2:18.567		9	44.540	139.2	1:00.739	73.4	Pit In			199.3	3:03.209	
4	43.934	125.7	44.229	101.4	50.284		203.0	<u>2:18.447</u>		10	Pit Out	142.9	<u>44.132</u>	89.6	49.657				4:09.294	
5	46.303	94.7	49.864	86.1	Pit In		200.7	2:42.720		11	44.877	119.1	47.085	84.6	<u>49.579</u>			198.9	2:21.541	
6	Pit Out	135.2	45.505	89.3	50.527			8:16.257		12										

518 Freitas-Moreira										Ford Escort RS2000										
lap	Sect-1	Speed	Sect-2	Speed	Sect-3	Speed	TopSpeed	laptime	pit	lap	Sect-1	Speed	Sect-2	Speed	Sect-3	Speed	Topspeed	laptime	pit	
1	Pit Out	143.2	43.722	88.2	<u>48.948</u>			2:14.724		9	43.714	140.6	44.279	81.0	49.243			<u>206.9</u>	2:17.236	D
2	7:20.070	132.7	44.515	100.1	50.366		203.8	8:54.951		10	42.751	144.4	43.618	92.3	49.620			199.3	2:15.989	
3	45.858	136.2	45.436	95.4	49.396		204.9	2:20.690		11	42.934	<u>148.1</u>	43.551	88.7	50.266			195.7	2:16.751	
4	42.445	145.2	42.901	<u>104.4</u>	49.289		204.5	<u>2:14.635</u>		12	53.376	85.4	1:02.411	64.0	54.388			172.0	2:50.175	
5	<u>42.292</u>	147.5	<u>42.866</u>	96.2	Pit In		203.8	2:21.964		13	43.497	139.2	43.867	94.2	50.142			204.9	2:17.506	D
6	Pit Out	143.6	44.024	89.1	50.755			4:44.398		14	43.585	113.3	44.410	91.1	49.690			204.2	2:17.685	
7	45.308	130.3	44.347	88.9	50.386		203.0	2:20.041		15	42.495	147.3	43.603	88.4	49.444			198.9	2:15.542	
8	43.142	141.9	43.901	94.1	50.726		203.0	2:17.769		16										

520 F. Ribeiro-Correia										Datsun 1200										
lap	Sect-1	Speed	Sect-2	Speed	Sect-3	Speed	TopSpeed	laptime	pit	lap	Sect-1	Speed	Sect-2	Speed	Sect-3	Speed	Topspeed	laptime	pit	
1	Pit Out	104.9	58.139	83.5	1:01.695			8:39.216		5	57.851	116.1	1:00.669	60.7	1:12.185			148.4	3:10.705	
2	57.248	106.0	56.712	83.7	1:01.353		147.3	2:55.313		6	57.298	112.6	56.743	<u>99.4</u>	1:00.177			147.9	2:54.218	
3	58.798	106.6	57.482	89.9	Pit In		<u>150.6</u>	3:08.934		7	56.244	118.2	56.082	89.5	59.553			149.8	2:51.879	
4	Pit Out	90.4	59.968	98.9	1:01.366			15:53.720		8	<u>55.463</u>	<u>120.3</u>	<u>55.630</u>	89.4	<u>58.983</u>			149.6	<u>2:50.076</u>	

521 Rui Azevedo										Ford Escort RS2000										
lap	Sect-1	Speed	Sect-2	Speed	Sect-3	Speed	TopSpeed	laptime	pit	lap	Sect-1	Speed	Sect-2	Speed	Sect-3	Speed	Topspeed	laptime	pit	
1	Pit Out	128.1	46.007	97.7	49.930			8:25.714		6	42.829	139.5	<u>42.824</u>	<u>105.9</u>	49.080			201.1	2:14.733	
2	42.815	136.5	43.404	86.4	48.710		194.2	2:14.929		7	52.591	95.7	56.200	80.8	49.156			200.4	2:37.947	
3	42.622	138.8	43.347	92.7	<u>48.436</u>		<u>206.5</u>	2:14.405		8	42.569	146.1	43.282	88.2	48.873			205.3	2:14.724	
4	55.562	96.2	54.476	75.8	Pit In		181.8	3:00.546		9	45.314	116.8	47.923	98.6	49.773			175.6	2:23.010	



Algarve Summer Party
Autódromo Internacional do Algarve

Group 1 + Mini

28 - 31 July 2022

Laps and Sector Times - QUALIFYING (40MIN.)

Autodromo Internacional Algarve - 4652 mtr.

5	Pit Out	139.5	44.465	92.4	50.809		14:15.251	10	42.389	146.9	43.274	91.7	48.660	201.9	2:14.323
---	---------	-------	--------	------	--------	--	-----------	----	--------	-------	--------	------	--------	-------	----------

523 Nuno Breda									Ford Escort RS2000										
lap	Sect-1	Speed	Sect-2	Speed	Sect-3	Speed	TopSpeed	laptime	pit	lap	Sect-1	Speed	Sect-2	Speed	Sect-3	Speed	Topspeed	laptime	pit
1	Pit Out	115.6	45.473	100.4	50.801			2:19.914		8	43.457	133.3	43.537	99.2	49.409		202.2	2:16.403	
2	6:04.448	134.8	44.870	103.4	49.414		188.8	7:38.732		9	43.387	128.0	43.571	97.6	49.186		202.2	2:16.144	
3	43.508	126.8	43.545	105.9	49.895		202.2	2:16.948	D	10	43.458	132.8	43.500	97.3	48.915		202.6	2:15.873	
4	43.266	125.0	43.614	98.2	49.121		201.5	2:16.001		11	43.102	133.7	43.514	104.9	49.230		201.9	2:15.846	
5	43.709	127.2	43.747	99.4	49.155		203.0	2:16.611		12	43.845	138.5	46.586	87.2	49.127		202.6	2:19.558	
6	43.484	121.6	44.592	104.3	49.760		203.8	2:17.836		13	45.388	92.2	1:12.445	62.5	1:08.242		200.7	3:06.075	
7	43.031	133.2	44.288	101.7	49.352		202.2	2:16.671		14	43.550	132.2	44.044	101.4	49.156		194.6	2:16.750	

524 Rui S. Carvalho									Porsche 924										
lap	Sect-1	Speed	Sect-2	Speed	Sect-3	Speed	TopSpeed	laptime	pit	lap	Sect-1	Speed	Sect-2	Speed	Sect-3	Speed	Topspeed	laptime	pit
1	Pit Out	116.0	51.914	90.8	58.101			9:35.975		5	57.174	105.7	58.797	84.0	1:00.682		139.4	2:56.653	
2	49.675	114.2	51.246	85.9	55.259		170.3	2:36.180		6	57.354	105.8	54.053	89.7	54.820		131.9	2:46.227	
3	48.771	111.8	51.121	96.7	54.583		175.0	2:34.475		7	48.235	121.8	49.101	91.4	53.628		174.5	2:30.964	
4	48.477	124.0	48.728	97.4	54.231		173.6	2:31.436		8	57.748	103.3	58.312	77.3	Pit In		159.8	3:05.098	

533 Rui Ribeiro									Ford Escort RS2000										
lap	Sect-1	Speed	Sect-2	Speed	Sect-3	Speed	TopSpeed	laptime	pit	lap	Sect-1	Speed	Sect-2	Speed	Sect-3	Speed	Topspeed	laptime	pit
1	Pit Out	123.7	46.549	97.4	51.031			8:00.456		6	Pit Out	132.7	44.102	90.8	49.747			8:52.567	
2	45.519	131.5	46.726	92.1	50.521		195.3	2:22.766		7	44.181	132.8	44.802	96.9	50.960		195.3	2:19.943	D
3	44.034	134.3	44.640	96.0	50.534		197.1	2:19.208		8	43.892	137.1	44.885	98.8	Pit In		196.4	2:36.134	
4	43.660	136.7	45.090	89.9	50.826		198.5	2:19.576		9	Pit Out	115.4	46.563	101.6	Pit In			4:40.423	
5	47.094	105.8	54.238	88.9	Pit In		197.1	2:50.313		10									

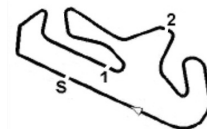
541 Jorge Rodrigues									Datsun 1200 Deluxe										
lap	Sect-1	Speed	Sect-2	Speed	Sect-3	Speed	TopSpeed	laptime	pit	lap	Sect-1	Speed	Sect-2	Speed	Sect-3	Speed	Topspeed	laptime	pit
1	Pit Out	99.2	59.432	82.8	1:05.795			10:12.383		4	54.370	112.4	53.624	98.5	58.653		147.9	2:46.647	
2	56.863	103.9	55.087	90.6	1:00.207		148.1	2:52.157		5	55.302	105.2	58.261	70.9	Pit In		149.4	3:20.198	
3	55.803	107.0	54.742	88.6	1:00.033		148.6	2:50.578		6	Pit Out	115.4	59.461	71.9	Pit In			7:40.266	

545 Paradelas-Santos									BMW 1600 Ti										
lap	Sect-1	Speed	Sect-2	Speed	Sect-3	Speed	TopSpeed	laptime	pit	lap	Sect-1	Speed	Sect-2	Speed	Sect-3	Speed	Topspeed	laptime	pit
1	Pit Out	105.7	52.246		56.859			2:38.716		5	48.721	126.6	47.567		52.702		179.7	2:28.990	D
2	6:10.000	119.6	48.890		58.046		164.6	7:56.936		6	47.834	132.5	47.086		52.971		180.3	2:27.891	
3	48.602	130.1	49.003		53.939		172.2	2:31.544		7	54.811	88.0	57.226		Pit In		179.7	3:00.135	
4	46.977	129.5	50.681		53.793		181.2	2:31.451		8	Pit Out	102.8	59.457		1:00.454			15:27.882	

547 Diogo Santos									Datsun 1200										
lap	Sect-1	Speed	Sect-2	Speed	Sect-3	Speed	TopSpeed	laptime	pit	lap	Sect-1	Speed	Sect-2	Speed	Sect-3	Speed	Topspeed	laptime	pit
1	Pit Out	102.4	57.961		1:00.235			8:55.279		7	53.799	119.7	53.843		58.984		147.9	2:46.626	
2	56.098	114.8	56.910		59.162		147.3	2:52.170		8	56.932	121.5	53.723		Pit In		146.5	3:01.433	
3	54.704	112.4	55.546		59.265		148.1	2:49.515		9	Pit Out	103.3	1:00.558		1:00.562			5:36.527	
4	54.837	112.1	55.600		58.369		147.7	2:48.806		10	53.655	119.6	54.656		59.281		146.9	2:47.592	
5	54.001	118.2	55.235		58.775		148.8	2:48.011		11	53.730	115.9	52.961		57.500		150.2	2:44.191	
6	53.858	117.4	54.995		58.485		149.6	2:47.338		12	53.228	119.7	54.142		57.771		150.0	2:45.141	

549 M. Gomes-Afoito									Ford Escort RS2000										
lap	Sect-1	Speed	Sect-2	Speed	Sect-3	Speed	TopSpeed	laptime	pit	lap	Sect-1	Speed	Sect-2	Speed	Sect-3	Speed	Topspeed	laptime	pit
1	Pit Out	109.3	50.940	73.8	57.378			2:38.832		2									

557 Francisco P. Cardoso									Peugeot 104ZS										
lap	Sect-1	Speed	Sect-2	Speed	Sect-3	Speed	TopSpeed	laptime	pit	lap	Sect-1	Speed	Sect-2	Speed	Sect-3	Speed	Topspeed	laptime	pit
1	Pit Out	104.8	59.471	73.1	59.233			8:37.230		4	51.606	128.4	52.281	88.6	57.844		161.7	2:41.731	
2	54.962	118.0	54.566	89.0	58.197		156.7	2:47.725		5	52.546	112.6	57.924	94.7	58.336		164.4	2:48.806	
3	51.782	113.1	55.616	87.7	58.096		159.8	2:45.494		6	51.748	130.0	1:01.316	89.9	Pit In		159.8	3:04.427	



Algarve Summer Party

Autódromo Internacional do Algarve

Group 1 + Mini

28 - 31 July 2022

Laps and Sector Times - QUALIFYING (40MIN.)

Autodromo Internacional Algarve - 4652 mtr.

565 Santa Bárbara-Matos									Datsun 1200										
lap	Sect-1	Speed	Sect-2	Speed	Sect-3	Speed	TopSpeed	laptime	pit	lap	Sect-1	Speed	Sect-2	Speed	Sect-3	Speed	Topspeed	laptime	pit
1								2:44.350		5	52.859	118.9	53.372	87.2	59.470		151.7	2:45.701	
2	12:41.145	120.3	53.438	98.6	58.517			14:33.100		6	53.020	120.7	52.581	95.2	57.374		149.2	2:42.975	
3	53.374	122.2	54.900	89.3	58.065		149.6	2:46.339	D	7	52.252	121.3	52.592	91.5	57.609		151.0	2:42.453	
4	1:05.734	87.5	1:00.145	78.4	1:00.067		103.9	3:05.946		8									

567 Alberto Xavier									Datsun 1200										
lap	Sect-1	Speed	Sect-2	Speed	Sect-3	Speed	TopSpeed	laptime	pit	lap	Sect-1	Speed	Sect-2	Speed	Sect-3	Speed	Topspeed	laptime	pit
1	Pit Out	97.2	56.146		58.042			2:45.272		7	51.738	124.1	51.924		57.248			2:40.910	
2	53.878	121.9	53.344		57.395			2:43.515		8	53.475	106.5	1:00.434		1:14.530			3:08.439	
3	52.087	118.2	1:05.681		59.320			2:57.088	D	9	53.907	114.4	52.729		58.071		138.8	2:44.707	
4	3:36.188	126.9	52.724		57.158			5:26.070		10	52.505	125.3	51.506		56.896			2:40.907	
5	52.762	125.7	52.773		Pit In			2:50.689		11	51.514	127.4	51.617		56.880			2:40.011	
6		97.6	55.287		56.847			5:34.200		12									

569 Francisco Marrão									Datsun 1200										
lap	Sect-1	Speed	Sect-2	Speed	Sect-3	Speed	TopSpeed	laptime	pit	lap	Sect-1	Speed	Sect-2	Speed	Sect-3	Speed	Topspeed	laptime	pit
1	Pit Out	91.8	57.958	84.6	1:00.879			2:53.632		6	55.381	116.1	55.153	89.9	1:01.296		143.2	2:51.830	
2	53.878	116.9	54.651	95.7	59.126		146.7	2:47.655		7	54.789	116.0	53.632	85.7	58.886		142.9	2:47.307	
3	54.446	115.9	53.884	91.9	58.667		146.1	2:46.997		8	59.766	91.8	59.055	79.2	Pit In		137.9	3:10.496	
4	53.540	113.3	53.904	87.5	58.366		147.3	2:45.810		9	Pit Out	99.7	57.940	77.6	Pit In			3:58.860	
5	54.317	117.5	54.161	90.1	58.668		144.8	2:47.146		10									

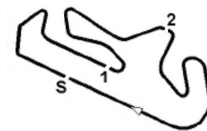
572 Luis Sousa Ribeiro									Jaguar XJS 6										
lap	Sect-1	Speed	Sect-2	Speed	Sect-3	Speed	TopSpeed	laptime	pit	lap	Sect-1	Speed	Sect-2	Speed	Sect-3	Speed	Topspeed	laptime	pit
1	Pit Out	120.1	48.978	89.6	53.785			10:03.667		3	55.494	101.3	51.165	88.2	54.192		127.8	2:40.851	
2	47.236	122.7	48.395	88.5	53.591		182.4	2:29.222		4	59.036	64.3	54.124	85.9	Pit In		183.1	3:02.434	

573 C. Pinheiro-S. Vieira									Jaguar XJS V12										
lap	Sect-1	Speed	Sect-2	Speed	Sect-3	Speed	TopSpeed	laptime	pit	lap	Sect-1	Speed	Sect-2	Speed	Sect-3	Speed	Topspeed	laptime	pit
1	Pit Out	109.5	45.389	87.5	52.661			2:24.108		8	43.010	130.4	43.588	85.2	49.267		216.0	2:15.865	
2	45.618	111.2	45.407	93.5	51.287		203.4	2:22.312		9	55.565	93.0	56.076	81.9	Pit In		183.7	3:06.267	
3	44.588	120.0	45.434	82.3	50.305		184.6	2:20.327		10	Pit Out	109.2	47.833	107.2	52.766			4:49.627	
4	44.067	125.0	47.938	89.3	53.514		201.5	2:25.519	D	11	52.747	95.2	55.428	85.3	51.784		158.6	2:39.959	
5	43.574	126.3	45.445	90.3	49.698		191.2	2:18.717		12	45.458	128.9	47.942	94.4	51.714		186.9	2:25.114	
6	43.557	129.8	44.778	88.4	49.473		205.7	2:17.808		13	45.014	123.7	47.706	105.7	51.545		187.2	2:24.265	
7	43.423	125.9	44.893	97.6	50.880		205.3	2:19.196		14	45.657	129.2	46.766	118.7	53.959		186.5	2:26.382	

580 Reis-Costa									Datsun 1200										
lap	Sect-1	Speed	Sect-2	Speed	Sect-3	Speed	TopSpeed	laptime	pit	lap	Sect-1	Speed	Sect-2	Speed	Sect-3	Speed	Topspeed	laptime	pit
1	Pit Out	101.9	57.417	81.1	1:01.028			2:51.924		7	Pit Out	123.7	52.002	91.8	58.092			5:06.691	
2	56.765	119.7	53.249	88.2	58.205		151.9	2:48.219		8	51.397	124.6	50.973	99.9	57.349		154.3	2:39.719	
3	52.178	121.1	54.291	86.7	58.125		156.7	2:44.594		9	51.436	128.0	53.058	74.1	58.665		151.3	2:43.159	
4	53.011	120.9	59.159	84.0	57.535		153.0	2:49.705		10	56.735	118.8	51.874	95.0	57.128		132.5	2:45.737	
5	53.800	123.6	54.018	84.2	57.376		151.9	2:45.194		11	50.978	127.8	51.031	95.8	56.778		154.5	2:38.787	
6	52.544	127.5	52.202	93.2	Pit In		153.6	2:50.570		12	51.194	128.1	51.429	92.8	57.297		151.0	2:39.920	

581 Ruao-Pardalejo									VW Scirocco										
lap	Sect-1	Speed	Sect-2	Speed	Sect-3	Speed	TopSpeed	laptime	pit	lap	Sect-1	Speed	Sect-2	Speed	Sect-3	Speed	Topspeed	laptime	pit
1	Pit Out	105.7	52.140		59.425			2:44.732	D	3	57.558	105.2	1:01.247	78.2	Pit In		163.4	3:16.680	
2	49.583	122.9	51.967	96.2	57.944		175.0	2:39.494		4									

582 João Azevedo									Datsun 1200										
lap	Sect-1	Speed	Sect-2	Speed	Sect-3	Speed	TopSpeed	laptime	pit	lap	Sect-1	Speed	Sect-2	Speed	Sect-3	Speed	Topspeed	laptime	pit
1	Pit Out	87.7	59.053		1:01.134			2:56.686		8	53.789	116.4	54.082	94.6	59.965		145.7	2:47.836	
2	56.261	106.5	55.925	87.9	1:00.826		141.5	2:53.012		9	55.331	119.5	54.311		58.485		143.4	2:48.127	
3	55.472	104.8	55.536		1:00.202		144.0	2:51.210		10	55.349	113.4	56.622		1:05.578		133.7	2:57.549	
4	56.232	113.0	54.717		1:00.052		138.8	2:51.001		11	54.225	112.0	55.851		59.307		145.4	2:49.383	
5	57.715	101.9	56.586		1:00.188		141.4	2:54.489		12	54.528	113.8	56.146		59.280		144.4	2:49.954	



Algarve Summer Party

Autódromo Internacional do Algarve

Group 1 + Mini

28 - 31 July 2022

Laps and Sector Times - QUALIFYING (40MIN.)

Autodromo Internacional Algarve - 4652 mtr.

6	54.725	114.6	54.167	59.166	145.4	2:48.058	13	55.859	99.6	1:02.609	59.030	144.6	2:57.498
7	54.242	112.3	55.129	58.583	145.6	2:47.954	14						

584 Tomás P.Abreu								Datsun 1200											
lap	Sect-1	Speed	Sect-2	Speed	Sect-3	Speed	TopSpeed	laptime	pit	lap	Sect-1	Speed	Sect-2	Speed	Sect-3	Speed	Topspeed	laptime	pit
1	Pit Out	116.1	53.011	87.0	Pit In			6:30.028		6	51.199	127.7	51.897	<u>93.9</u>	<u>56.204</u>		153.2	<u>2:39.300</u>	
2	Pit Out	120.9	52.404	87.8	57.474			4:09.880		7	<u>50.753</u>	<u>128.7</u>	52.013	93.0	56.772		<u>158.6</u>	2:39.538	
3	51.025	120.8	52.656	83.4	56.889		154.5	2:40.570		8	59.436	91.4	1:01.209	77.7	Pit In		143.2	3:16.417	
4	51.251	123.0	<u>51.895</u>	92.8	56.905		152.8	2:40.051		9	Pit Out	78.0	1:13.865	62.5	Pit In			9:42.992	
5	51.211	126.2	52.280	93.3	56.324		152.8	2:39.815		10									

586 Luis S. Costa								Datsun 1200											
lap	Sect-1	Speed	Sect-2	Speed	Sect-3	Speed	TopSpeed	laptime	pit	lap	Sect-1	Speed	Sect-2	Speed	Sect-3	Speed	Topspeed	laptime	pit
1	Pit Out	105.6	52.180	91.1	55.983			2:40.444		8	Pit Out	129.5	48.640	87.9	54.364			4:14.005	
2	6:05.109	107.7	53.509	89.6	55.772		174.8	7:54.390		9	48.916	93.4	48.717	88.5	55.364		173.9	2:32.997	
3	48.199	102.7	50.138	81.3	56.623		175.6	2:34.960		10	47.247	131.1	47.319	<u>98.6</u>	53.869		174.2	2:28.435	
4	<u>47.122</u>	126.3	48.797	90.7	54.513		<u>179.7</u>	2:30.432		11	51.211	101.0	53.840	69.9	1:10.635		177.9	2:55.686	
5	48.080	128.1	47.689	96.5	53.497		175.0	2:29.266		12	57.760	<u>142.7</u>	47.895	86.7	53.784		113.9	2:39.439	
6	47.647	135.0	48.006	90.7	53.656		177.3	2:29.309		13	47.306	130.8	<u>47.081</u>	92.8	<u>53.086</u>		177.6	<u>2:27.473</u>	
7	50.762	125.4	48.871	83.0	Pit In		158.4	2:45.746		14									

588 C. Pinto-Liberal								VW Golf GTI											
lap	Sect-1	Speed	Sect-2	Speed	Sect-3	Speed	TopSpeed	laptime	pit	lap	Sect-1	Speed	Sect-2	Speed	Sect-3	Speed	Topspeed	laptime	pit
1	Pit Out	108.0	52.322	75.9	54.386			2:36.738		6	45.794	131.7	46.584	85.7	52.135		<u>184.3</u>	2:24.513	
2	6:00.278	123.3	47.411	88.5	53.426		177.9	7:41.115		7	46.927	126.6	49.949	73.8	Pit In		179.1	2:48.392	
3	45.959	<u>139.2</u>	46.505	82.9	51.941		181.2	2:24.405		8	Pit Out	132.4	50.258	<u>93.2</u>	52.481			8:54.210	
4	<u>45.604</u>	138.6	<u>46.208</u>	86.1	51.568		182.7	<u>2:23.380</u>		9	47.520	106.8	1:26.529	79.4	Pit In		179.1	3:25.030	
5	45.852	128.7	46.793	82.3	<u>51.467</u>		183.1	2:24.112		10									

590 Gordo-Ferreira								Datsun 1200											
lap	Sect-1	Speed	Sect-2	Speed	Sect-3	Speed	TopSpeed	laptime	pit	lap	Sect-1	Speed	Sect-2	Speed	Sect-3	Speed	Topspeed	laptime	pit
1	Pit Out	116.6	52.068	84.8	57.664			7:56.835		8	Pit Out	101.3	54.364	96.0	57.586			4:00.240	
2	54.582	122.9	53.792	84.9	56.697		<u>153.4</u>	2:45.071		9	52.261	124.6	51.600	91.7	<u>56.496</u>		150.4	2:40.357 D	
3	51.766	121.3	52.245	82.9	56.685		152.8	2:40.696		10	1:03.678	81.4	1:02.589	67.2	59.963		111.0	3:06.230	
4	51.993	122.3	53.195	81.8	56.886		150.4	2:42.074		11	51.606	123.4	<u>51.342</u>	95.1	57.059		152.8	<u>2:40.007</u>	
5	52.023	120.0	53.296	82.4	57.006		151.9	2:42.325		12	51.826	123.4	52.591	<u>102.3</u>	56.521		151.0	2:40.938	
6	52.208	118.7	52.112	94.5	57.783		149.0	2:42.103		13	<u>51.118</u>	<u>127.1</u>	52.153	99.6	56.846		151.0	2:40.117	
7	52.568	116.9	53.042	84.4	Pit In		152.5	2:51.445		14									

595 Fresco-Fresco								Ford Capri MKIII											
lap	Sect-1	Speed	Sect-2	Speed	Sect-3	Speed	TopSpeed	laptime	pit	lap	Sect-1	Speed	Sect-2	Speed	Sect-3	Speed	Topspeed	laptime	pit
1	Pit Out	110.2	53.455	82.9	58.206			8:18.494		6	50.292	117.4	51.207	77.3	58.054		183.7	2:39.553	
2	<u>47.723</u>	117.4	49.452	91.4	<u>54.647</u>		187.5	<u>2:31.822</u>		7	54.441	110.1	49.923	102.2	57.194		139.9	2:41.558	
3	1:36.120	92.1	52.901	91.2	58.017		181.8	3:27.038		8	48.423	123.6	48.866	91.8	55.842		<u>189.1</u>	2:33.131	
4	48.298	<u>123.9</u>	<u>48.509</u>	89.0	Pit In		186.2	2:41.166		9	48.498	121.3	49.236	<u>104.7</u>	56.156		180.9	2:33.890	
5	Pit Out	114.5	52.072	89.0	59.278			12:45.039		10									

597 António Maia								Ford Escort RS2000											
lap	Sect-1	Speed	Sect-2	Speed	Sect-3	Speed	TopSpeed	laptime	pit	lap	Sect-1	Speed	Sect-2	Speed	Sect-3	Speed	Topspeed	laptime	pit
1	Pit Out	120.0	45.805	81.4	50.749			2:18.795		6	46.856	121.8	45.606	87.9	50.557		201.9	2:23.019 D	
2	6:37.222	117.1	44.421	93.0	49.870		195.7	8:11.513		7	45.359	131.5	44.663	<u>98.1</u>	50.161		199.3	2:20.183	
3	44.785	124.1	44.462	97.8	51.931		199.3	2:21.178		8	43.960	<u>136.7</u>	<u>43.811</u>	88.1	49.866		201.5	2:17.637	
4	43.541	129.5	43.899	95.9	49.806		201.5	2:17.246		9	<u>43.077</u>	134.7	44.181	86.7	<u>49.344</u>		<u>202.6</u>	<u>2:16.602</u>	
5	43.809	127.1	45.591	93.7	49.584		202.2	2:18.984		10	46.114	123.7	46.675	84.4	Pit In		190.5	2:33.523	