

ALGARVE CLASSIC FESTIVAL 2022

Autódromo Internacional do Algarve

FORMULA JUNIOR

27 - 30 October 2022

Laps and Sector Times - Qualifying

Autodromo Internacional Algarve - 4652 mtr.

4 Thomas JAMI M (FR)										March 703									
lap	Sect-1	Speed	Sect-2	Speed	Sect-3	Speed	TopSpeed	laptime	pit	lap	Sect-1	Speed	Sect-2	Speed	Sect-3	Speed	Topspeed	laptime	pit
1	Pit Out		43.572	93.6	45.896			2:10.382		7	40.019		43.041	94.2	46.535	172.2			2:09.595
2	41.090		40.581	98.0	44.973	172.2	198.9	2:06.644		8	39.895		41.113	101.3	46.290	172.2			2:07.298
3	40.635		41.120	100.4	44.872	171.4		2:06.627		9	42.188		41.409	<u>112.9</u>	47.257	170.6			2:10.854
4	39.904		41.247	98.2	45.819	172.2		2:06.970		10	40.248		<u>39.804</u>	101.1	44.916	169.8	198.5		2:04.968
5	41.809		44.171	89.7	Pit In	172.2		2:27.296		11	<u>39.876</u>		39.851	105.7	<u>44.791</u>	173.1	<u>200.0</u>		<u>2:04.518</u>
6	Pit Out		40.427	105.5	45.550			3:09.278		12	42.843		45.997	85.6	Pit In	<u>176.5</u>			2:38.838

7 Duncan Rabagliati (GB)										Alexis HF1									
lap	Sect-1	Speed	Sect-2	Speed	Sect-3	Speed	TopSpeed	laptime	pit	lap	Sect-1	Speed	Sect-2	Speed	Sect-3	Speed	Topspeed	laptime	pit
1	Pit Out		51.358	85.9	58.799			2:35.473		6	48.746		49.884	85.4	55.687	148.1			<u>2:34.317</u>
2	50.734		50.083	82.8	58.167	149.4		2:38.984		7	49.421		50.807	85.9	56.755	148.1			2:36.983
3	49.202		50.819	<u>99.4</u>	55.783	<u>150.0</u>		2:35.804		8	48.983		50.246	88.0	<u>55.619</u>	147.5			2:34.848
4	<u>48.467</u>		51.198	78.9	55.885	148.8		2:35.550		9	49.222		50.248	82.8	Pit In	146.9			2:45.167
5	49.678		<u>49.520</u>	82.5	55.768	146.3		2:34.966		10									

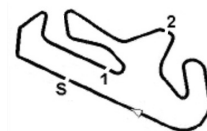
9 Andrew TART (GB)										Merlyn Mk9									
lap	Sect-1	Speed	Sect-2	Speed	Sect-3	Speed	TopSpeed	laptime	pit	lap	Sect-1	Speed	Sect-2	Speed	Sect-3	Speed	Topspeed	laptime	pit
1	Pit Out		45.584	84.2	52.155			2:21.564		7	41.619		43.480	95.9	47.739	175.6	206.5		2:12.838
2	42.785		42.702	84.4	47.248	169.0	201.5	2:12.735		8	43.273		43.152	97.2	47.604	171.4			2:14.029
3	42.326		42.672	93.5	46.408	169.0	203.8	2:11.406		9	42.496		41.335	<u>101.6</u>	47.062	170.6			2:10.893
4	41.572		42.389	89.3	46.691	173.1	203.4	2:10.652		10	40.934		41.233	96.2	45.581	171.4			2:07.748
5	42.071		42.118	87.0	46.610	174.8	<u>206.9</u>	2:10.799		11	40.653		41.160	86.0	45.659	173.9	205.7		2:07.472
6	41.773		41.836	92.4	48.131	172.2		2:11.740		12	<u>40.247</u>		<u>40.894</u>	91.6	<u>45.508</u>	<u>176.5</u>	205.3		<u>2:06.649</u>

17 Stefano CARMINATI (IT)										BWA 322									
lap	Sect-1	Speed	Sect-2	Speed	Sect-3	Speed	TopSpeed	laptime	pit	lap	Sect-1	Speed	Sect-2	Speed	Sect-3	Speed	Topspeed	laptime	pit
1	Pit Out		51.214	93.6	53.412			2:30.941		7	44.206		43.813	87.3	50.881	160.7			2:18.900
2	44.521		46.707	97.5	51.239	154.5		2:22.467		8	44.926		43.501	90.6	49.627	160.0			2:18.054
3	45.805		48.952	97.7	51.605	159.3		2:26.362		9	43.810		44.356	97.6	48.532	160.0			2:16.698
4	44.194		45.105	96.3	49.066	159.3		2:18.365		10	44.198		48.814	83.0	50.611	162.9	<u>187.2</u>		2:23.623
5	<u>43.366</u>		<u>43.341</u>	93.6	48.755	161.4		<u>2:15.462</u>		11	44.578		44.566	92.7	<u>48.528</u>	<u>165.1</u>			2:17.672
6	44.643		43.957	94.3	50.369	162.9		2:18.969		12									

21 Christian TRABER (CH)										Brabham BT21									
lap	Sect-1	Speed	Sect-2	Speed	Sect-3	Speed	TopSpeed	laptime	pit	lap	Sect-1	Speed	Sect-2	Speed	Sect-3	Speed	Topspeed	laptime	pit
1	Pit Out		45.378	87.4	48.517			2:18.562		7	41.708		41.690	96.4	47.256	165.9			2:10.654
2	44.891		43.045	85.6	47.213	169.0		2:15.149		8	41.673		42.935	96.9	48.607	169.0			2:13.215
3	41.536		41.660	<u>103.8</u>	46.829	169.8		2:10.025		9	40.873		42.126	90.2	47.792	169.8			2:10.791
4	42.393		42.946	99.2	48.772	<u>170.6</u>		2:14.111		10	41.129		41.334	94.5	46.401	169.8			2:08.864
5	40.915		41.540	91.1	46.535	167.4		2:08.990		11	40.835		41.341	92.8	46.573	169.0			2:08.749
6	41.563		41.956	92.4	46.972	169.0		2:10.491		12	<u>40.530</u>		<u>40.751</u>	93.5	<u>45.924</u>	<u>170.6</u>			<u>2:07.205</u>

22 Robin LACKFORD (GB)										Elva 100									
lap	Sect-1	Speed	Sect-2	Speed	Sect-3	Speed	TopSpeed	laptime	pit	lap	Sect-1	Speed	Sect-2	Speed	Sect-3	Speed	Topspeed	laptime	pit
1	Pit Out		48.867	77.1	51.757			2:25.215		5	45.301		<u>45.518</u>	87.7	51.531	153.2			2:22.350
2	45.311		46.607	89.6	51.791	<u>159.3</u>	188.5	2:23.709		6	<u>44.107</u>		46.381	90.0	<u>51.123</u>	156.5	<u>192.2</u>		<u>2:21.611</u>
3	46.016		48.107	81.3	54.338	154.5		2:28.461		7	45.059		45.655	87.0	51.466	157.2			2:22.180
4	46.395		46.445	87.4	51.789	153.8		2:24.629		8	44.830		46.872	<u>94.1</u>	Pit In	154.5	189.1		2:37.071

24 Jeremy TIMMS (GB)										Chevron B15									
lap	Sect-1	Speed	Sect-2	Speed	Sect-3	Speed	TopSpeed	laptime	pit	lap	Sect-1	Speed	Sect-2	Speed	Sect-3	Speed	Topspeed	laptime	pit
1	Pit Out		45.698	89.7	49.830			2:19.589		7	42.490		41.482	112.5	45.771	176.5	<u>208.9</u>		2:09.743
2	40.703		42.587	97.6	47.256	173.9	201.5	2:10.546		8	39.297		<u>39.567</u>	111.8	44.517	176.5			<u>2:03.381</u>
3	39.695		40.272	113.8	45.058	176.5		2:05.025		9	39.174		39.663	116.0	44.635	176.5	206.1		2:03.472
4	39.435		39.824	115.3	<u>44.513</u>	178.2	206.9	2:03.772		10	41.684		41.642	111.6	47.007	<u>180.9</u>			2:10.333
5	39.221		39.964	<u>117.0</u>	45.241	178.2		2:04.426		11	42.782		40.865	113.4	46.071	172.2	203.4		2:09.718
6	39.350		43.402	114.0	47.986	173.9	204.5	2:10.738		12	<u>39.151</u>		45.501	99.9	Pit In	176.5	204.2		2:27.962



ALGARVE CLASSIC FESTIVAL 2022

Autódromo Internacional do Algarve

FORMULA JUNIOR

27 - 30 October 2022

Laps and Sector Times - Qualifying

Autodromo Internacional Algarve - 4652 mtr.

28 Jason TIMMS (GB)									Brabham BT21										
lap	Sect-1	Speed	Sect-2	Speed	Sect-3	Speed	TopSpeed	laptime	pit	lap	Sect-1	Speed	Sect-2	Speed	Sect-3	Speed	Topspeed	laptime	pit
1	Pit Out		50.338	87.6	53.807			2:27.094		7	41.238		40.845	101.7	47.487	169.8	206.5	2:09.570	
2	44.063		42.997	96.9	47.826	165.9		2:14.886		8	44.634		51.758	92.5	51.999	173.9	196.0	2:28.391	
3	42.681		43.828	<u>105.7</u>	49.457	170.6	196.0	2:15.966		9	41.419		41.201	100.8	46.249	172.2	202.6	2:08.869	
4	42.360		42.445	94.7	47.267	166.7	198.5	2:12.072		10	40.962		<u>40.299</u>	93.9	<u>45.718</u>	173.9	199.3	<u>2:06.979</u>	
5	41.311		42.072	94.2	47.195	173.9	<u>207.7</u>	2:10.578		11	41.818		41.571	99.0	46.186	<u>179.1</u>	193.5	2:09.575	
6	42.334		42.786	97.7	47.174	175.6	199.6	2:12.294		12	<u>40.699</u>		40.385	99.5	47.109	177.3	185.6	2:08.193	

32 Gilbert LENOIR (FR)									ELVA 200										
lap	Sect-1	Speed	Sect-2	Speed	Sect-3	Speed	TopSpeed	laptime	pit	lap	Sect-1	Speed	Sect-2	Speed	Sect-3	Speed	Topspeed	laptime	pit
1	Pit Out		<u>51.340</u>	84.7	59.260			2:37.332		6	49.492		52.696	81.1	59.813	155.8		2:42.001	
2	49.685		51.642	83.1	58.391	<u>158.6</u>		2:39.718		7	49.635		52.310	<u>85.2</u>	59.473	155.2		2:41.418	
3	<u>48.960</u>		52.599	78.0	<u>57.683</u>	157.9		<u>2:39.242</u>		8	50.666		52.516	75.7	58.882	156.5		2:42.064	
4	50.787		52.505	80.2	58.724	157.9		2:42.016		9	51.593		52.847	81.6	Pit In	153.8		2:59.364	
5	50.367		51.840	82.3	58.852	157.2		2:41.059		10									

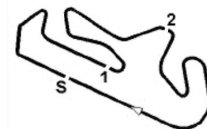
34 Fritz BURKARD (CH)									Tecno F3										
lap	Sect-1	Speed	Sect-2	Speed	Sect-3	Speed	TopSpeed	laptime	pit	lap	Sect-1	Speed	Sect-2	Speed	Sect-3	Speed	Topspeed	laptime	pit
1								2:36.738		4								5:10.336	
2								<u>2:28.886</u>		5								9:45.215	
3								2:31.259		6									

50 Philipp BUHOFER (CH)									Lotus 27										
lap	Sect-1	Speed	Sect-2	Speed	Sect-3	Speed	TopSpeed	laptime	pit	lap	Sect-1	Speed	Sect-2	Speed	Sect-3	Speed	Topspeed	laptime	pit
1	Pit Out		42.513	88.2	47.474			2:10.757		7	39.380		<u>40.338</u>	<u>114.4</u>	46.686	179.1		2:06.404	
2	40.625		41.747	84.2	<u>45.713</u>	179.1	213.0	2:08.085		8	39.870		41.121	100.6	47.251	177.3	<u>214.3</u>	2:08.242	
3	40.419		40.632	99.4	46.124	180.0		2:07.175		9	39.793		42.037	91.7	47.592	179.1		2:09.422	
4	39.674		41.033	103.8	46.017	<u>180.9</u>		2:06.724 D		10	39.404		40.711	102.4	45.775	178.2		<u>2:05.890</u>	
5	39.807		41.101	92.7	47.582	<u>180.9</u>		2:08.490		11	<u>39.273</u>		46.958	77.6	53.285	<u>180.9</u>		2:19.516 D	
6	40.195		41.142	84.3	45.733	173.9		2:07.070		12	40.824		43.116	102.5	46.627	<u>180.9</u>		2:10.567 D	

53 Jonathan SHARP (GB)									Chevron B17										
lap	Sect-1	Speed	Sect-2	Speed	Sect-3	Speed	TopSpeed	laptime	pit	lap	Sect-1	Speed	Sect-2	Speed	Sect-3	Speed	Topspeed	laptime	pit
1	Pit Out		48.988	78.1	50.626			2:27.397		7	41.187		40.731	95.7	47.330	174.8		2:09.248	
2	42.100		44.049	89.6	47.943	161.4		2:14.092		8	40.227		42.125	97.4	47.423	172.2		2:09.775	
3	40.692		41.841	94.7	46.717	168.2		2:09.250		9	<u>39.978</u>		41.535	<u>118.3</u>	45.828	172.2		2:07.341	
4	40.364		40.739	104.2	45.757	173.1		2:06.860		10	40.038		41.251	91.4	<u>45.319</u>	173.1		2:06.608	
5	40.124		<u>40.102</u>	107.1	45.682	173.1		<u>2:05.908</u>		11	41.109		51.613	85.0	Pit In	<u>180.0</u>		2:49.088	
6	40.084		40.950	94.0	45.905	173.1		2:06.939		12									

54 Martin HALUSA (AT)									Lotus 22										
lap	Sect-1	Speed	Sect-2	Speed	Sect-3	Speed	TopSpeed	laptime	pit	lap	Sect-1	Speed	Sect-2	Speed	Sect-3	Speed	Topspeed	laptime	pit
1	Pit Out		47.811	84.4	52.054			2:25.619		7	42.201		<u>43.627</u>	94.9	48.673	179.1	<u>208.9</u>	2:14.501	
2	43.939		46.916	89.6	50.072	171.4		2:20.927		8	42.452		43.777	92.3	48.849	181.8		2:15.078	
3	43.898		46.310	<u>97.9</u>	52.592	176.5		2:22.800		9	43.449		44.403	96.3	49.621	173.1		2:17.473	
4	43.567		44.632	92.5	49.393	176.5	204.2	2:17.592		10	43.636		43.746	97.8	48.498	173.9		2:15.880	
5	42.407		43.960	92.7	48.439	176.5	208.5	2:14.806		11	<u>41.540</u>		46.465	92.5	Pit In	177.3		2:30.720	
6	42.061		43.865	96.3	<u>48.357</u>	177.3		<u>2:14.283</u>		12									

58 Richard SMEETON (GB)									Wainer FJ										
lap	Sect-1	Speed	Sect-2	Speed	Sect-3	Speed	TopSpeed	laptime	pit	lap	Sect-1	Speed	Sect-2	Speed	Sect-3	Speed	Topspeed	laptime	pit
1	Pit Out		45.143	94.1	48.180			2:16.731		6	40.881		41.387	92.0	47.284	180.0		2:09.552	
2	41.353		44.040	89.4	48.751	173.1		2:14.144		7	41.696		41.271	101.5	47.246	181.8		2:10.213	
3	40.257		41.423	95.6	47.018	181.8		<u>2:08.698</u>		8	41.094		42.457	97.6	46.799	<u>182.7</u>		2:10.350	
4	40.959		<u>41.129</u>	93.1	46.782	177.3	214.7	2:08.870		9	<u>40.203</u>		42.829	<u>107.1</u>	Pit In	180.0	<u>222.7</u>	2:31.720	
5	41.369		42.545	95.6	<u>46.424</u>	180.9	218.6	2:10.338 D		10	Pit Out		45.084	100.9	Pit In			3:25.239	



ALGARVE CLASSIC FESTIVAL 2022

Autódromo Internacional do Algarve

FORMULA JUNIOR

27 - 30 October 2022

Laps and Sector Times - Qualifying

Autodromo Internacional Algarve - 4652 mtr.

61 Andrew BEAUMONT (GB)										Lotus 22										
lap	Sect-1	Speed	Sect-2	Speed	Sect-3	Speed	TopSpeed	laptime	pit	lap	Sect-1	Speed	Sect-2	Speed	Sect-3	Speed	Topspeed	laptime	pit	
1	Pit Out		46.405	87.1	49.321			2:19.105		7	41.214		43.202	92.9	48.395	178.2			2:12.811	
2	43.086		46.107	94.0	50.859	173.9		2:20.052		8	42.842		43.125	102.7	48.063	178.2			2:14.030	
3	41.751		42.091	91.1	47.853	174.8		2:11.695		9	44.519		44.145	<u>108.5</u>	52.923	177.3			2:21.587	
4	42.135		42.403	84.6	47.249	175.6		2:11.787		10	43.143		42.560	100.5	48.025	177.3			2:13.728	
5	41.542		42.225	97.1	<u>47.142</u>	179.1		2:10.909		11	42.267		42.348	87.2	47.522	177.3			2:12.137	
6	41.287		41.914	93.2	48.490	177.3		2:11.691		12	<u>40.991</u>		<u>41.332</u>	103.8	47.243	<u>181.8</u>			<u>2:09.566</u>	

63 Christoph WIDMER (CH)										Brabham BT18A										
lap	Sect-1	Speed	Sect-2	Speed	Sect-3	Speed	TopSpeed	laptime	pit	lap	Sect-1	Speed	Sect-2	Speed	Sect-3	Speed	Topspeed	laptime	pit	
1	Pit Out		42.828	89.6	46.531			2:10.809		7	39.423		39.729	88.1	45.322	174.8	203.4		2:04.474	D
2	41.241		41.389	95.4	45.269	171.4	200.0	2:07.899		8	39.354		40.132	99.4	45.845	174.8	203.4		2:05.331	
3	39.951		40.340	93.3	45.066	<u>178.2</u>	202.6	2:05.357		9	40.463		40.089	100.8	45.461	173.1	203.8		2:06.013	
4	39.593		40.198	98.5	45.660	176.5	203.4	2:05.451		10	39.703		40.362	<u>109.9</u>	45.459	173.1			2:05.524	D
5	51.808		42.422	89.3	45.665	171.4	200.7	2:19.895		11	<u>39.121</u>		<u>39.566</u>	92.9	44.695	176.5	<u>204.2</u>		<u>2:03.382</u>	
6	40.452		40.700	102.9	<u>44.472</u>	169.0	198.5	2:05.624		12	39.976		39.703	99.4	44.906	<u>178.2</u>			2:04.585	

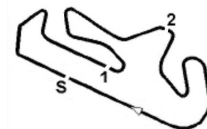
71 James Hicks (GB)										Caravelle Mk3										
lap	Sect-1	Speed	Sect-2	Speed	Sect-3	Speed	TopSpeed	laptime	pit	lap	Sect-1	Speed	Sect-2	Speed	Sect-3	Speed	Topspeed	laptime	pit	
1	Pit Out		47.553	93.3	50.677			2:21.174		6	42.290		42.310	97.2	48.446	169.0	203.8		2:13.046	D
2	44.086		42.865	98.6	50.209	157.9		2:17.160		7	42.611		<u>42.050</u>	<u>101.8</u>	49.456	165.9			2:14.117	
3	43.050		42.665	91.2	48.559	166.7		2:14.274		8	<u>41.666</u>		45.889	97.7	48.731	167.4			2:16.286	
4	42.611		42.562	96.9	<u>47.871</u>	163.6		2:13.044		9	42.640		42.975	94.4	Pit In	167.4			2:42.451	
5	41.765		42.193	97.9	48.624	<u>169.8</u>	<u>205.7</u>	<u>2:12.582</u>		10										

73 Johnny Lange (BE)										Lotus 22										
lap	Sect-1	Speed	Sect-2	Speed	Sect-3	Speed	TopSpeed	laptime	pit	lap	Sect-1	Speed	Sect-2	Speed	Sect-3	Speed	Topspeed	laptime	pit	
1	Pit Out		49.230	85.6	<u>52.695</u>			2:28.092		6	46.424		47.386	82.9	52.796	153.8			<u>2:26.606</u>	
2	46.904		47.947	98.7	54.116	156.5		2:28.967		7	49.931		51.163	80.8	54.770	148.1			2:35.864	
3	46.903		49.678	76.1	56.892	155.2		2:33.473		8	46.895		<u>46.728</u>	86.4	54.782	154.5			2:28.405	
4	<u>45.290</u>		1:09.192	89.5	52.716	<u>160.0</u>		2:47.198		9	46.904		47.541	81.6	52.837	153.2			2:27.282	
5	46.031		50.004	<u>99.8</u>	52.801	148.8		2:28.836		10	46.871		47.736	85.4	53.112	154.5			2:27.719	

77 François Derossi (FR)										CHEVRON B 17										
lap	Sect-1	Speed	Sect-2	Speed	Sect-3	Speed	TopSpeed	laptime	pit	lap	Sect-1	Speed	Sect-2	Speed	Sect-3	Speed	Topspeed	laptime	pit	
1	Pit Out		42.801	95.8	46.397			2:10.117		6	40.414		39.705	100.0	<u>44.591</u>	173.1			2:04.710	
2	40.432		41.031	101.6	45.975	174.8		2:07.438		7	<u>39.292</u>		<u>39.503</u>	103.3	45.283	174.8			<u>2:04.078</u>	
3	40.407		40.680	94.8	45.042	170.6		2:06.129		8	40.461		40.313	98.4	45.551	173.9			2:06.325	
4	39.466		40.294	99.0	45.520	<u>175.6</u>		2:05.280		9	40.287		40.045	102.1	46.153	169.0			2:06.485	
5	40.434		40.711	<u>104.9</u>	46.948	173.9		2:08.093		10	49.839		49.769	82.1	Pit In	144.6			2:49.073	

80 Lee Mowle (GB)										Lotus 20/22										
lap	Sect-1	Speed	Sect-2	Speed	Sect-3	Speed	TopSpeed	laptime	pit	lap	Sect-1	Speed	Sect-2	Speed	Sect-3	Speed	Topspeed	laptime	pit	
1	Pit Out		42.357	93.3	48.601			2:11.031		7	39.862		40.204	102.9	46.190	181.8	218.6		2:06.256	D
2	40.582		41.056	100.9	47.057	175.6	214.3	2:08.695	D	8	<u>39.639</u>		<u>40.001</u>	102.3	45.963	182.7	<u>220.4</u>		<u>2:05.603</u>	
3	41.160		42.571	94.7	46.776	179.1	217.3	2:10.507		9	40.858		40.190	101.5	46.341	183.7			2:07.389	
4	40.022		40.590	99.5	46.405	180.0		2:07.017		10	42.117		41.987	99.8	46.968	181.8			2:11.072	
5	40.181		42.478	94.6	47.157	180.9		2:09.816		11	40.960		40.733	100.8	<u>45.952</u>	180.0			2:07.650	D
6	40.594		40.460	105.8	46.845	176.5	215.6	2:07.899		12	40.571		40.024	<u>106.3</u>	46.149	<u>186.5</u>			2:06.744	

87 Pierre Guichard (DK)										Lynx T3										
lap	Sect-1	Speed	Sect-2	Speed	Sect-3	Speed	TopSpeed	laptime	pit	lap	Sect-1	Speed	Sect-2	Speed	Sect-3	Speed	Topspeed	laptime	pit	
1	Pit Out		47.518	84.5	54.875			2:25.333		7	41.441		41.780	97.0	48.619	177.3			2:11.840	
2	43.474		42.988	91.3	48.630	160.0	181.2	2:15.092		8	42.338		43.261	<u>102.5</u>	48.579	<u>179.1</u>			2:14.178	
3	41.789		43.335	84.4	48.800	175.6	208.5	2:13.924		9	<u>40.708</u>		41.763	98.4	48.018	176.5			2:10.489	
4	41.399		42.191	95.4	47.771	173.1		2:11.361		10	40.778		<u>41.602</u>	97.2	<u>47.211</u>	176.5	<u>213.4</u>		<u>2:09.591</u>	
5	41.038		41.890	93.5	47.894	174.8		2:10.822		11	40.843		41.941	94.3	48.730	177.3	211.4		2:11.514	
6	42.422		45.681	95.4	47.212	175.6	195.3	2:15.315		12	41.080		42.065	94.1	50.391	178.2	210.5		2:13.536	


ALGARVE CLASSIC FESTIVAL 2022

Autódromo Internacional do Algarve

FORMULA JUNIOR

27 - 30 October 2022

Laps and Sector Times - Qualifying

Autodromo Internacional Algarve - 4652 mtr.

88 Alex Ames (GB)									Brabham BT6										
lap	Sect-1	Speed	Sect-2	Speed	Sect-3	Speed	TopSpeed	laptime	pit	lap	Sect-1	Speed	Sect-2	Speed	Sect-3	Speed	Topspeed	laptime	pit
1	Pit Out		41.397	92.6	46.625			2:06.989		7	41.462		46.235	79.5	48.485	184.6		2:16.182	D
2	39.641		40.596	89.3	45.050	180.9		2:05.287		8	<u>38.764</u>		39.371	98.0	45.390	182.7	222.7	<u>2:03.525</u>	
3	39.154		39.797	89.3	45.697	186.5		2:04.648		9	43.207				44.689	181.8	<u>223.1</u>	2:13.017	
4	46.798		42.252	86.1	53.735	179.1		2:22.785		10	39.108		<u>2:42.562</u>	0.9	<u>44.689</u>	181.8		4:06.359	
5	39.141		39.895	96.9	46.076	181.8		2:05.112		11	48.474		46.989	96.9	Pit In	<u>187.5</u>		2:30.370	
6			<u>102.5</u>		45.130	180.0		2:04.422		12									

89 Maurice Slotine (FR)									Merlyn MK14A										
lap	Sect-1	Speed	Sect-2	Speed	Sect-3	Speed	TopSpeed	laptime	pit	lap	Sect-1	Speed	Sect-2	Speed	Sect-3	Speed	Topspeed	laptime	pit
1	Pit Out		46.313	80.1	52.546			2:24.044		7	45.704		44.436	104.4	50.130	161.4		2:20.270	
2	47.067		47.213	88.3	52.362	153.8		2:26.642	D	8	42.718		44.722	94.0	49.957	165.1		2:17.397	
3	43.595		44.103	<u>110.8</u>	50.264	159.3		2:17.962		9	44.192		45.953	77.3	53.233	162.9		2:23.378	
4	43.152		<u>43.598</u>	107.6	50.310	157.2		2:17.060		10	45.435		44.341	109.8	53.437	161.4		2:23.213	
5	43.302		44.190	91.2	<u>48.098</u>	161.4		<u>2:15.590</u>		11	47.036		46.119	92.6	50.922	165.1		2:24.077	
6	<u>41.707</u>		46.315	105.8	55.866	<u>168.2</u>		2:23.888		12									

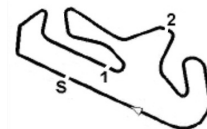
91 Richard Wilson (GB)									Brabham BT6										
lap	Sect-1	Speed	Sect-2	Speed	Sect-3	Speed	TopSpeed	laptime	pit	lap	Sect-1	Speed	Sect-2	Speed	Sect-3	Speed	Topspeed	laptime	pit
1	Pit Out		47.445	96.1	50.434			2:23.369		7	39.761		40.936	107.2	<u>45.598</u>	176.5		<u>2:06.295</u>	
2	42.685		43.470	99.5	48.399	173.9		2:14.554		8	41.853		40.750	112.3	46.352	182.7	<u>212.6</u>	2:08.955	
3	41.412		41.006	106.1	47.142	175.6		2:09.560	D	9	40.286		46.371	114.6	Pit In	178.2		2:27.639	
4	40.312		40.228	113.9	48.003	177.3		2:08.543		10	Pit Out		<u>40.030</u>	<u>117.0</u>	46.230	161.4		3:45.488	
5	40.379		40.212	102.4	46.724	181.8		2:07.315	D	11	<u>39.685</u>		40.105	110.5	46.926	180.9		2:06.716	
6	40.208		40.700	104.7	47.480	<u>184.6</u>		2:08.388	D	12									

96 Keith Messer (GB)									Vesey VF3										
lap	Sect-1	Speed	Sect-2	Speed	Sect-3	Speed	TopSpeed	laptime	pit	lap	Sect-1	Speed	Sect-2	Speed	Sect-3	Speed	Topspeed	laptime	pit
1	Pit Out		50.941	80.1	56.515			2:33.134		7	43.556		44.838	89.5	48.113	163.6		2:16.507	
2	49.839		48.694	75.6	51.047	157.9	169.0	2:29.580		8	42.723		45.081	93.9	<u>47.756</u>	164.4	<u>196.7</u>	2:15.560	
3	45.596		46.826	93.3	49.144	164.4	196.0	2:21.566		9	43.690		44.797	89.8	48.256	<u>166.7</u>		2:16.743	
4	44.368		46.102	86.3	48.665	164.4	193.9	2:19.135		10	<u>42.637</u>		<u>43.389</u>	<u>95.7</u>	48.797	165.1	194.6	<u>2:14.823</u>	
5	44.001		45.132	88.5	48.732	162.9		2:17.865		11	47.467		45.769	89.6	49.497	<u>166.7</u>	193.9	2:22.733	
6	43.906		45.428	90.8	48.499	163.6	194.2	2:17.833		12									

150 Jim Timms (GB)									Brabham BT21										
lap	Sect-1	Speed	Sect-2	Speed	Sect-3	Speed	TopSpeed	laptime	pit	lap	Sect-1	Speed	Sect-2	Speed	Sect-3	Speed	Topspeed	laptime	pit
1	Pit Out		46.484	97.9	49.602			2:20.873		7	43.833		43.880	100.6	48.350	169.8		2:16.063	
2	47.172		46.858	92.8	49.739	165.9		2:23.769		8	44.092		44.621	100.7	<u>47.890</u>	168.2		2:16.603	
3	43.787		44.264	<u>103.0</u>	50.092	169.0	<u>197.4</u>	2:18.143		9	43.722		43.317	102.6	48.249	169.0	192.2	<u>2:15.288</u>	
4	43.818		44.562	87.6	49.776	169.8		2:18.156		10	<u>43.145</u>		<u>43.258</u>	94.7	50.764	169.0	194.2	2:17.167	
5	43.322		43.422	95.1	49.560	<u>173.1</u>		2:16.304		11	44.600		50.470	85.0	Pit In	167.4		2:38.953	
6	43.794		46.732	99.0	49.805	166.7		2:20.331		12									

153 Niklas Halusa (AT)									Lotus 22										
lap	Sect-1	Speed	Sect-2	Speed	Sect-3	Speed	TopSpeed	laptime	pit	lap	Sect-1	Speed	Sect-2	Speed	Sect-3	Speed	Topspeed	laptime	pit
1	Pit Out		44.854	87.6	49.784			2:20.536		7	41.330		41.545	97.0	46.643	177.3		2:09.518	
2	43.096		43.194	101.9	48.358	175.6		2:14.648		8	40.822		42.606	98.4	46.661	179.1	213.9	2:10.089	
3	42.144		41.914	94.4	47.624	174.8		2:11.682		9	42.722		42.215	101.0	48.104	178.2		2:13.041	
4	42.205		43.716	<u>103.8</u>	47.784	177.3	215.1	2:13.705		10	41.734		<u>40.766</u>	101.3	<u>46.234</u>	177.3		<u>2:08.734</u>	
5	41.453		43.427	88.4	48.290	175.6	213.0	2:13.170		11	<u>40.689</u>		40.846	100.5	47.322	<u>180.9</u>	<u>217.3</u>	2:08.857	
6	40.821		41.708	97.0	47.370	179.1		2:09.899		12									

155 Lukas Halusa (AT)									Lotus 22										
lap	Sect-1	Speed	Sect-2	Speed	Sect-3	Speed	TopSpeed	laptime	pit	lap	Sect-1	Speed	Sect-2	Speed	Sect-3	Speed	Topspeed	laptime	pit
1	Pit Out		46.158	95.3	49.967			2:23.510		7	41.262		43.819	92.9	47.903	181.8	210.1	2:12.984	
2	42.092		41.600	109.4	46.771	176.5	208.1	2:10.463		8	<u>39.075</u>		39.697	99.8	<u>45.089</u>	181.8		<u>2:03.861</u>	
3	41.370		41.847	95.4	46.131	176.5	216.9	2:09.348		9	39.332		39.671	102.5	45.262	180.9		2:04.265	
4	40.353		40.060	103.3	45.464	181.8	<u>217.7</u>	2:05.877		10	39.196		<u>38.958</u>	<u>174.5</u>	47.317	<u>182.7</u>		2:05.471	



ALGARVE CLASSIC FESTIVAL 2022

Autódromo Internacional do Algarve

FORMULA JUNIOR

27 - 30 October 2022

Laps and Sector Times - Qualifying

Autodromo Internacional Algarve - 4652 mtr.

5	39.749	40.273	101.6	45.489	180.9	2:05.511	11	39.477	42.708	88.9	48.772	181.8	<u>217.7</u>	2:10.957
6	39.522	40.130	103.1	45.168	181.8	2:04.820	12	39.589	42.333	96.7	Pit In	181.8		2:23.174

158 Patrick D'Aubreby (FR)										Lotus 22										
lap	Sect-1	Speed	Sect-2	Speed	Sect-3	Speed	TopSpeed	laptime	pit	lap	Sect-1	Speed	Sect-2	Speed	Sect-3	Speed	Topspeed	laptime	pit	
1	Pit Out		42.689	92.4	48.448			2:11.809		6	<u>39.875</u>		40.468	95.5	Pit In	178.2			2:18.862	
2	41.212		40.833	102.1	46.958	173.1		2:09.003		7	Pit Out		41.556	<u>104.7</u>	47.695				5:45.874	
3	40.375		40.565	102.2	47.355	177.3		2:08.295		8	40.562		40.258	99.7	<u>46.185</u>	<u>180.9</u>			2:07.005	
4	40.409		40.768	101.7	47.370	177.3		2:08.547		9	40.080		<u>40.135</u>	99.3	46.279	179.1			<u>2:06.494</u>	
5	40.394		40.263	102.6	46.818	175.6		2:07.475		10										

196 Christian Lange (BE)										Envoy FJ										
lap	Sect-1	Speed	Sect-2	Speed	Sect-3	Speed	TopSpeed	laptime	pit	lap	Sect-1	Speed	Sect-2	Speed	Sect-3	Speed	Topspeed	laptime	pit	
1	Pit Out		48.731	90.2	50.884			2:25.593		7	43.938		44.093	94.5	50.270	163.6			2:18.301	
2	44.803		45.009	98.5	50.678	164.4		2:20.490		8	45.084		45.144	92.1	50.713	162.2			2:20.941 D	
3	44.674		43.947	98.5	49.878	157.9	195.3	2:18.499		9	44.640		44.891	92.9	49.768	165.1			2:19.299	
4	44.011		43.803	99.3	49.999	162.9		2:17.813		10	44.498		<u>43.406</u>	98.8	50.559	<u>165.9</u>	194.6		2:18.463	
5	<u>43.558</u>		43.837	<u>99.4</u>	<u>49.670</u>	162.9		<u>2:17.065</u>		11	43.869		45.523	91.8	Pit In	<u>165.9</u>	<u>196.0</u>		2:34.299	
6	43.780		44.458	92.8	49.893	162.9		2:18.131		12										