

ALGARVE CLASSIC FESTIVAL 2022

Autódromo Internacional do Algarve

FORMULA JUNIOR

27 - 30 October 2022

Laps and Sector Times - FJ/HF3 Filipe Nogueira Trophy

Autodromo Internacional Algarve - 4652 mtr.

4 Thomas JAMIM (FR)									March 703								
lap	Sect-1	Speed	Sect-2	Speed	Sect-3	Speed	TopSpeed	laptime pit	lap	Sect-1	Speed	Sect-2	Speed	Sect-3	Speed	Topspeed	laptime pit
1			40.918	96.6	46.130		130.8	2:11.913	6	41.628		41.568	99.8	45.628	171.4	203.4	2:08.824
2	42.385		41.476	96.3	49.940	<u>174.8</u>	206.5	2:13.801	7	40.771		41.818	94.9	45.402	173.9	201.9	2:07.991
3	1:13.304		54.191	74.6	1:08.545	148.8	146.1	3:16.040	8	40.277		<u>39.544</u>	<u>106.8</u>	<u>44.790</u>	173.1	201.1	<u>2:04.611</u>
4	1:30.726		55.804	79.2	1:03.463	66.5	82.6	3:29.993	9	<u>39.391</u>		39.928	100.7	58.960	173.1	201.9	2:18.279
5	1:07.922		45.180	92.3	47.380	108.1	76.6	2:40.482	10	40.282		41.322	98.2	46.649	169.8	197.4	2:08.253

7 Duncan Rabagliati (GB)									Alexis HF1								
lap	Sect-1	Speed	Sect-2	Speed	Sect-3	Speed	TopSpeed	laptime pit	lap	Sect-1	Speed	Sect-2	Speed	Sect-3	Speed	Topspeed	laptime pit
1			<u>48.696</u>	<u>87.3</u>	55.071		136.4	2:41.857	6	48.988		49.576	80.8	55.968	144.6	<u>165.1</u>	2:34.532
2	49.868		51.802	84.5	1:00.593	<u>148.1</u>	163.6	2:42.263	7	<u>48.982</u>		49.642	82.6	55.324	146.9	162.2	<u>2:33.948</u>
3	58.265		54.427	83.1	1:02.426	122.9	137.8	2:55.118	8	49.314		49.585	85.1	58.068	145.7	161.7	2:36.967
4	1:22.857		51.910	84.2	<u>25.637</u>	<u>117.6</u>	131.4	2:40.404	9	51.886		50.967	85.1	55.928	139.0	163.6	2:38.781
5	1:36.097		52.461	79.9	55.209	1.1	113.9	3:23.767	10	50.859		49.425	86.4	56.828	145.2	161.2	2:37.112

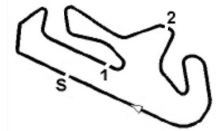
9 Andrew TART (GB)									Merlyn Mk9								
lap	Sect-1	Speed	Sect-2	Speed	Sect-3	Speed	TopSpeed	laptime pit	lap	Sect-1	Speed	Sect-2	Speed	Sect-3	Speed	Topspeed	laptime pit
1			42.549	96.0	46.707		137.4	2:16.344	7	41.257		41.998	99.9	46.345	<u>180.0</u>	191.5	2:09.600
2	41.093		41.708	93.9	46.859	177.3	<u>208.9</u>	2:09.660	8	40.714		41.794	99.4	46.333	176.5	197.1	2:08.841
3	1:13.691		54.566	73.7	1:08.035	150.6	142.7	3:16.292	9	41.771		41.650	89.3	<u>45.737</u>	174.8	192.5	2:09.158
4	1:31.895		55.198	85.4	1:03.398	70.9	84.1	3:30.491	10	40.830		42.847	98.9	46.861	174.8	196.7	2:10.538
5	1:08.373		44.812	88.5	46.835	106.8	76.9	2:40.020	11	<u>40.468</u>		41.572	<u>100.1</u>	46.125	175.6	205.7	<u>2:08.165</u>
6	41.677		<u>41.361</u>	94.7	46.071	176.5	197.8	2:09.109	12								

17 Stefano CARMINATI (IT)									BWA 322								
lap	Sect-1	Speed	Sect-2	Speed	Sect-3	Speed	TopSpeed	laptime pit	lap	Sect-1	Speed	Sect-2	Speed	Sect-3	Speed	Topspeed	laptime pit
1			43.763	94.0	49.389		143.4	2:23.984	7	44.246		44.069	96.5	48.628	157.9	182.7	2:16.943
2	43.680		44.134	93.4	50.478	161.4	184.9	2:18.292	8	<u>43.036</u>		43.471	88.8	48.162	162.9	186.9	<u>2:14.669</u>
3	1:01.985		54.905	79.1	1:06.370	146.3	151.9	3:03.260	9	45.424		43.938	97.9	48.714	165.1	177.9	2:18.076
4	1:35.753		54.227	81.3	1:01.526	83.3	75.9	3:31.506	10	44.173		<u>43.289</u>	99.0	<u>48.158</u>	163.6	<u>189.5</u>	2:15.620
5	1:09.082		47.789	85.7	51.469	91.1	77.1	2:48.340	11	44.108		54.049	<u>103.5</u>	49.342	165.1	177.3	2:27.499
6	44.200		44.169	101.3	50.258	160.0	183.4	2:18.627	12								

21 Christian TRABER (CH)									Brabham BT21								
lap	Sect-1	Speed	Sect-2	Speed	Sect-3	Speed	TopSpeed	laptime pit	lap	Sect-1	Speed	Sect-2	Speed	Sect-3	Speed	Topspeed	laptime pit
1			44.030	98.4	50.516		139.0	2:28.978	7	41.057		41.394	90.7	46.487	<u>171.4</u>	200.4	2:08.938
2	42.369		41.680	99.8	50.191	165.1	198.5	2:14.240	8	40.823		<u>40.709</u>	92.2	<u>45.581</u>	170.6	199.3	<u>2:07.113</u>
3	1:02.330		54.848	87.5	1:06.111	133.3	163.9	3:03.289	9	<u>40.645</u>		42.435	98.5	46.919	<u>171.4</u>	<u>202.6</u>	2:09.999
4	1:38.118		51.651	80.7	1:01.750	82.4	76.7	3:31.519	10	41.346		41.548	91.5	46.385	170.6	198.9	2:09.279
5	1:08.773		47.868	88.9	50.792	89.1	83.4	2:47.433	11	41.958		40.813	92.5	45.725	166.7	198.2	2:08.496
6	41.445		40.875	<u>101.4</u>	46.960	162.2	196.7	2:09.280	12								

22 Robin LACKFORD (GB)									Elva 100								
lap	Sect-1	Speed	Sect-2	Speed	Sect-3	Speed	TopSpeed	laptime pit	lap	Sect-1	Speed	Sect-2	Speed	Sect-3	Speed	Topspeed	laptime pit
1			45.812	<u>96.6</u>	51.397		134.7	2:30.276	7	44.537		44.866	90.3	50.196	<u>158.6</u>	188.5	2:19.599
2	45.127		45.779	89.9	52.106	156.5	<u>192.2</u>	2:23.012	8	<u>44.360</u>		44.862	90.1	<u>50.052</u>	157.9	187.8	<u>2:19.274</u>
3	59.351		57.085	85.3	1:01.021	152.5	162.7	2:57.457	9	44.410		45.527	92.8	50.118	155.8	185.9	2:20.055
4	1:45.896		50.249	81.3	56.354	73.3	77.6	3:32.499	10	44.716		45.271	93.2	50.100	155.2	184.0	2:20.087
5	1:09.191		52.722	85.8	51.368	84.3	101.0	2:53.281	11	44.496		<u>44.726</u>	95.2	50.082	153.2	182.7	2:19.304
6	45.867		44.849	91.6	50.363	155.2	188.2	2:21.079	12								

24 Jeremy TIMMS (GB)									Chevron B15								
lap	Sect-1	Speed	Sect-2	Speed	Sect-3	Speed	TopSpeed	laptime pit	lap	Sect-1	Speed	Sect-2	Speed	Sect-3	Speed	Topspeed	laptime pit
1			39.708	117.6	45.333		120.3	2:06.096	7	39.246		38.794	109.9	44.360	<u>179.1</u>	<u>206.9</u>	2:02.400
2	39.270		39.438	113.8	44.886	175.6	203.0	2:03.594	8	38.608		38.481	105.7	<u>43.748</u>	175.6	203.0	<u>2:00.837</u>
3	1:16.144		57.003	75.3	1:10.026	173.9	127.1	3:23.173	9	38.892		38.816	103.4	43.934	178.2	204.5	2:01.642
4	1:27.832		53.544	87.9	1:07.442	83.3	72.3	3:28.818	10	38.966		<u>38.317</u>	110.3	44.215	175.6	203.4	2:01.498
5	1:05.091		43.091	88.3	53.504	90.9	97.8	2:41.686	11	<u>38.592</u>		38.474	109.2	45.742	177.3	203.8	2:02.808
6	42.779		39.733	<u>118.8</u>	44.900	137.4	183.1	2:07.412	12								



ALGARVE CLASSIC FESTIVAL 2022

Autódromo Internacional do Algarve

FORMULA JUNIOR

27 - 30 October 2022

Laps and Sector Times - FJ/HF3 Filipe Nogueira Trophy

Autodromo Internacional Algarve - 4652 mtr.

28 Jason TIMMS (GB)										Brabham BT21									
lap	Sect-1	Speed	Sect-2	Speed	Sect-3	Speed	TopSpeed	laptime	pit	lap	Sect-1	Speed	Sect-2	Speed	Sect-3	Speed	Topspeed	laptime	pit
1			40.678	93.3	46.668		145.9	2:11.746		7	40.857		40.849	99.3	46.018	179.1	187.5	2:07.724	
2	41.658		41.167	94.4	47.946	179.1	191.2	2:10.771		8	40.669		40.734	93.6	45.689	178.2	191.2	2:07.092	
3	1:11.733		54.762	70.4	1:09.374	170.6	155.8	3:15.869		9	<u>40.140</u>		40.288	93.0	<u>45.509</u>	180.9	188.5	<u>2:05.937</u>	
4	1:29.928		54.262	72.3	1:05.282	84.5	78.5	3:29.472		10	40.483		40.928	100.2	45.731	<u>182.7</u>	189.1	2:07.142	
5	1:06.587		45.571	96.9	47.757	108.8	105.8	2:39.915		11	40.227		<u>40.244</u>	<u>102.2</u>	45.743	177.3	185.9	2:06.214	
6	41.514		40.825	90.5	45.992	173.1	<u>200.0</u>	2:08.331		12									

32 Gilbert LENOIR (FR)										ELVA 200									
lap	Sect-1	Speed	Sect-2	Speed	Sect-3	Speed	TopSpeed	laptime	pit	lap	Sect-1	Speed	Sect-2	Speed	Sect-3	Speed	Topspeed	laptime	pit
1			50.548	<u>89.6</u>	56.193		125.0	2:45.763		6	48.453		<u>48.826</u>	79.8	55.894	160.0	166.9	<u>2:33.173</u>	
2	49.005		51.869	78.3	58.482	156.5	178.2	2:39.356		7	49.858		50.356	81.9	55.497	151.9	151.9	2:35.711	
3	58.802		55.679	72.9	1:00.563	123.3	133.2	2:55.044		8	<u>48.250</u>		50.539	83.1	56.740	160.0	<u>184.0</u>	2:35.529	
4	1:24.094		52.719	78.5	56.044	115.0	130.8	3:12.857		9	51.905		52.627	77.7	56.374	159.3	157.7	2:40.906	
5	1:03.491		53.645	79.2	<u>55.455</u>	155.2	108.7	2:52.591		10	48.938		50.055	84.3	56.786	<u>161.4</u>	166.4	2:35.779	

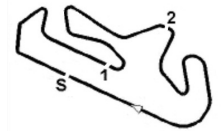
34 Fritz BURKARD (CH)										Tecno F3									
lap	Sect-1	Speed	Sect-2	Speed	Sect-3	Speed	TopSpeed	laptime	pit	lap	Sect-1	Speed	Sect-2	Speed	Sect-3	Speed	Topspeed	laptime	pit
1			49.927	70.1	52.903		144.6	2:37.217		7	44.254		44.534	83.3	48.481	165.1	177.9	2:17.269	
2	48.274		47.344	77.2	55.314	157.2	192.5	2:30.932		8	43.956		44.460	85.6	47.888	165.9	192.2	2:16.304	
3	50.765		55.121	66.3	58.352	150.0	156.3	2:44.238		9	<u>42.792</u>		45.023	74.1	48.925	167.4	<u>196.4</u>	2:16.740	
4	1:46.328		49.948	75.0	55.901	92.8	79.1	3:32.177		10	<u>43.803</u>		45.124	85.9	47.888	169.0	195.7	2:16.815	
5	1:09.170		52.931	75.7	50.186	77.6	104.9	2:52.287		11	43.152		44.737	<u>87.7</u>	<u>47.684</u>	167.4	193.5	<u>2:15.573</u>	
6	44.165		<u>44.437</u>	81.9	49.538	169.0	189.5	2:18.140		12									

50 Philipp BUHOFER (CH)										Lotus 27									
lap	Sect-1	Speed	Sect-2	Speed	Sect-3	Speed	TopSpeed	laptime	pit	lap	Sect-1	Speed	Sect-2	Speed	Sect-3	Speed	Topspeed	laptime	pit
1								2:13.334		7								2:09.777	
2								<u>2:05.108</u>		8								2:07.360	
3								3:17.961		9								2:05.669	
4								3:29.840		10								2:06.224	
5								2:38.082		11								2:05.775	
6								2:09.122		12									

53 Jonathan SHARP (GB)										Chevron B17									
lap	Sect-1	Speed	Sect-2	Speed	Sect-3	Speed	TopSpeed	laptime	pit	lap	Sect-1	Speed	Sect-2	Speed	Sect-3	Speed	Topspeed	laptime	pit
1			42.635	89.9	47.350		132.0	2:15.681		7	39.722		40.304	101.3	45.237	178.2	203.4	2:05.263	
2	40.599		41.294	89.7	46.471	169.8	<u>204.9</u>	2:08.364		8	39.753		39.865	102.5	45.287	<u>180.9</u>	202.6	2:04.905	
3	1:13.633		53.549	71.3	1:08.545	171.4	151.3	3:15.727		9	40.586		39.983	<u>103.7</u>	46.345	177.3	202.6	2:06.914	
4	1:30.374		55.710	85.1	1:03.983	76.8	74.5	3:30.067		10	41.489		40.864	100.6	45.704	169.8	203.8	2:08.057	
5	1:07.456		45.576	96.3	47.692	106.2	91.7	2:40.724		11	<u>39.600</u>		<u>39.763</u>	102.2	<u>44.995</u>	173.9	203.8	<u>2:04.358</u>	
6	40.842		40.482	93.4	45.292	171.4	201.1	2:06.616		12									

54 Martin HALUSA (AT)										Lotus 22									
lap	Sect-1	Speed	Sect-2	Speed	Sect-3	Speed	TopSpeed	laptime	pit	lap	Sect-1	Speed	Sect-2	Speed	Sect-3	Speed	Topspeed	laptime	pit
1			43.829	91.4	49.592		146.3	2:22.909		7	42.332		43.907	82.6	49.308	174.8	201.9	2:15.547	
2	42.496		45.185	96.4	50.627	173.1	209.7	2:18.308		8	41.758		43.001	95.4	48.705	<u>177.3</u>	210.9	2:13.464	
3	1:01.849		54.930	78.7	1:06.150	151.3	162.2	3:02.929		9	41.500		<u>42.281</u>	<u>98.6</u>	48.699	175.6	207.7	<u>2:12.480</u>	
4	1:35.450		54.417	83.5	1:02.141	87.4	83.7	3:32.008		10	41.414		43.503	92.2	<u>47.671</u>	175.6	<u>212.2</u>	2:12.588	
5	1:08.404		48.331	79.8	49.753	94.2	75.6	2:46.488		11	<u>41.398</u>		42.331	97.0	48.975	175.6	203.4	2:12.704	
6	41.614		42.426	96.9	49.908	175.6	208.5	2:13.948		12									

58 Richard SMEETON (GB)										Wainer FJ									
lap	Sect-1	Speed	Sect-2	Speed	Sect-3	Speed	TopSpeed	laptime	pit	lap	Sect-1	Speed	Sect-2	Speed	Sect-3	Speed	Topspeed	laptime	pit
1			41.980	94.7	46.897		151.0	2:15.675		7	40.519		41.508	96.3	46.519	<u>186.5</u>	<u>219.5</u>	2:08.546	
2	41.121		41.414	95.6	46.338	178.2	216.4	2:08.873		8	41.058		41.166	94.7	46.178	182.7	205.7	2:08.402	
3	1:14.071		53.547	73.7	1:08.830	148.1	145.9	3:16.448		9	41.096		41.052	92.2	<u>46.172</u>	180.0	216.4	2:08.320	
4	1:30.376		55.719	85.3	1:04.084	73.8	78.6	3:30.179		10	41.042		43.079	96.9	46.421	180.9	216.4	2:10.542	


ALGARVE CLASSIC FESTIVAL 2022

Autódromo Internacional do Algarve

FORMULA JUNIOR

27 - 30 October 2022

Laps and Sector Times - FJ/HF3 Filipe Nogueira Trophy

Autodromo Internacional Algarve - 4652 mtr.

5	1:07.518	45.480	96.2	47.204	100.8	91.1	2:40.202	11	<u>40.410</u>	<u>40.942</u>	97.3	46.678	180.9	216.9	<u>2:08.030</u>
6	41.990	41.594	<u>101.0</u>	46.328	182.7	199.3	2:09.912	12							

61 Andrew BEAUMONT (GB)										Lotus 22									
lap	Sect-1	Speed	Sect-2	Speed	Sect-3	Speed	TopSpeed	laptime	pit	lap	Sect-1	Speed	Sect-2	Speed	Sect-3	Speed	Topspeed	laptime	pit
1			44.971	95.2	49.406		132.7	2:29.296		7	42.424		42.503	99.9	48.198	<u>179.1</u>	<u>216.4</u>	2:13.125	
2	43.530		44.386	95.2	50.705	173.9	190.1	2:18.621		8	41.553		41.978	94.7	<u>47.705</u>	176.5	213.0	<u>2:11.236</u>	
3	58.989		55.570	88.7	1:05.170	174.8	163.9	2:59.729		9	<u>41.469</u>		42.327	<u>101.1</u>	48.392	<u>179.1</u>	214.7	2:12.188	
4	1:38.684		50.574	76.2	1:02.018	82.6	73.5	3:31.276		10	42.180		42.758	91.3	48.294	176.5	213.9	2:13.232	
5	1:09.434		48.235	95.8	49.023	92.3	71.7	2:46.692		11	41.981		42.300	97.6	49.723	176.5	212.6	2:14.004	
6	42.605		<u>41.538</u>	<u>101.1</u>	47.943	176.5	201.1	2:12.086		12									

63 Christoph WIDMER (CH)										Brabham BT18A									
lap	Sect-1	Speed	Sect-2	Speed	Sect-3	Speed	TopSpeed	laptime	pit	lap	Sect-1	Speed	Sect-2	Speed	Sect-3	Speed	Topspeed	laptime	pit
1			40.374	90.0	45.801		121.6	2:08.625		7	40.402		40.608	97.0	45.025	180.0	206.5	2:06.035	
2	39.680		41.008	98.1	45.519	<u>180.9</u>	<u>210.1</u>	2:06.207		8	39.746		41.146	86.1	<u>44.856</u>	177.3	208.5	2:05.748	
3	1:14.866		56.082	64.8	1:09.119	146.3	152.5	3:20.067		9	<u>39.487</u>		<u>39.952</u>	97.8	45.279	177.3	208.9	<u>2:04.718</u>	
4	1:29.235		53.649	73.7	1:06.372	88.7	73.8	3:29.256		10	39.711		50.044	<u>102.6</u>	45.235	173.9	201.9	2:14.990	
5	1:05.965		43.580	94.2	50.112	87.2	105.7	2:39.657		11	39.622		40.166	101.7	45.598	180.0	208.5	2:05.386	
6	42.598		41.264	99.2	45.026	150.6	191.5	2:08.888		12									

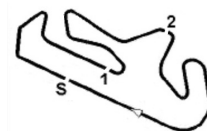
71 James HICKS (GB)										Caravelle Mk3									
lap	Sect-1	Speed	Sect-2	Speed	Sect-3	Speed	TopSpeed	laptime	pit	lap	Sect-1	Speed	Sect-2	Speed	Sect-3	Speed	Topspeed	laptime	pit
1			45.103	97.5	48.642		147.1	2:22.119		7	41.953		44.298	98.4	48.647	168.2	205.3	2:14.898	
2	42.223		43.916	99.1	51.134	170.6	205.7	2:17.273		8	41.811		<u>43.140</u>	96.0	48.267	169.0	206.1	<u>2:13.218</u>	
3	1:02.488		54.608	78.1	1:07.043	141.2	155.2	3:04.139		9	42.137		43.524	<u>100.5</u>	48.941	170.6	205.7	2:14.602	
4	1:34.675		54.657	79.8	1:02.260	80.5	82.4	3:31.592		10	42.642		44.191	98.8	<u>48.171</u>	<u>171.4</u>	<u>207.7</u>	2:15.004	
5	1:08.336		46.590	89.3	48.463	103.7	74.7	2:43.389		11	41.951		44.922	94.1	48.464	<u>171.4</u>	<u>207.7</u>	2:15.337	
6	<u>41.670</u>		43.878	90.2	48.513	170.6	206.9	2:14.061		12									

73 Johnny LANGE (BE)										Lotus 22									
lap	Sect-1	Speed	Sect-2	Speed	Sect-3	Speed	TopSpeed	laptime	pit	lap	Sect-1	Speed	Sect-2	Speed	Sect-3	Speed	Topspeed	laptime	pit
1			<u>48.096</u>	<u>67.6</u>	<u>52.977</u>		129.3	<u>2:37.598</u>		2									

77 François DEROSI (FR)										CHEVRON B 17									
lap	Sect-1	Speed	Sect-2	Speed	Sect-3	Speed	TopSpeed	laptime	pit	lap	Sect-1	Speed	Sect-2	Speed	Sect-3	Speed	Topspeed	laptime	pit
1			40.521	96.0	<u>44.935</u>		129.8	2:08.172		6	42.873		40.517	102.9	45.546	145.2	181.2	2:08.936	
2			40.780	103.4	45.615	175.6	<u>209.7</u>	2:06.268		7	40.320		39.987	101.9	45.421	<u>178.2</u>	<u>209.7</u>	2:05.728	
3	1:14.389		56.251	71.3	1:09.072	157.9	168.8	3:19.712		8	39.984		39.904	<u>106.1</u>	45.697	172.2	204.2	2:05.585	
4	1:29.000		53.692	79.1	1:06.402	78.6	73.0	3:29.094		9	<u>39.654</u>		<u>39.893</u>	105.7	45.818	173.1	205.3	<u>2:05.365</u>	
5	1:05.813		42.053	87.8	52.508	89.3	99.2	2:40.374		10									

80 Lee MOWLE (GB)										Lotus 20/22									
lap	Sect-1	Speed	Sect-2	Speed	Sect-3	Speed	TopSpeed	laptime	pit	lap	Sect-1	Speed	Sect-2	Speed	Sect-3	Speed	Topspeed	laptime	pit
1			41.170	95.8	47.332		142.7	2:11.123		7	39.769		40.011	103.3	47.434	181.8	214.3	2:07.214	
2	40.033		40.325	96.4	47.565	184.6	220.9	2:07.923		8	40.258		40.537	98.0	46.805	180.9	218.6	2:07.600	
3	1:13.425		54.974	68.6	1:09.562	171.4	143.6	3:17.961		9	40.011		40.244	95.9	46.757	182.7	217.7	2:07.012	
4	1:28.920		53.494	61.1	1:05.939	92.3	80.2	3:28.353		10	42.863		42.288	98.9	<u>46.255</u>	180.0	216.4	2:11.406	
5	1:06.294		43.904	86.2	48.648	82.4	107.4	2:38.846		11	<u>39.683</u>		<u>39.808</u>	<u>104.2</u>	46.268	<u>185.6</u>	<u>221.3</u>	<u>2:05.759</u>	
6	40.892		40.608	100.5	46.663	161.4	205.3	2:08.163		12									

87 Pierre GUI CHARD (DK)										Lynx T3									
lap	Sect-1	Speed	Sect-2	Speed	Sect-3	Speed	TopSpeed	laptime	pit	lap	Sect-1	Speed	Sect-2	Speed	Sect-3	Speed	Topspeed	laptime	pit
1			42.717	98.8	47.875		153.0	2:18.202		7	41.434		42.227	90.2	47.519	173.1	215.1	2:11.180	
2			41.749	<u>92.4</u>	47.505	179.1	216.0	<u>2:10.340</u>		8	41.686		42.110	90.5	47.175	175.6	207.3	2:10.971	
3	1:12.027		54.541	79.8	1:07.501	173.1	147.7	3:14.069		9	41.189		42.415	95.1	47.969	178.2	212.2	2:11.573	
4	1:33.849		54.978	81.2	1:02.222	69.5	81.9	3:31.049		10	42.001		42.116	97.0	47.419	<u>181.8</u>	190.1	2:11.536	
5	1:08.495		44.723	92.1	47.574	112.1	77.0	2:40.792		11	42.248		<u>41.703</u>	96.5	<u>47.148</u>	178.2	<u>216.4</u>	2:11.099	
6	41.364		42.990	96.2	48.984	180.0	216.0	2:13.338		12									


ALGARVE CLASSIC FESTIVAL 2022

Autódromo Internacional do Algarve

FORMULA JUNIOR

27 - 30 October 2022

Laps and Sector Times - FJ/HF3 Filipe Nogueira Trophy

Autodromo Internacional Algarve - 4652 mtr.

88 Alex AMES (GB)									Brabham BT6								
lap	Sect-1	Speed	Sect-2	Speed	Sect-3	Speed	TopSpeed	laptime pit	lap	Sect-1	Speed	Sect-2	Speed	Sect-3	Speed	Topspeed	laptime pit
1			39.858	94.8	45.690		123.3	2:07.425	7	39.819		39.440	95.8	<u>45.367</u>	181.8	219.5	2:04.626
2	39.334		39.701	99.4	46.544	182.7	224.1	2:05.579	8	<u>38.651</u>		<u>39.194</u>	99.3	45.644	<u>184.6</u>	<u>224.5</u>	<u>2:03.489</u>
3	1:13.651		56.924	73.8	1:09.905	177.3	142.5	3:20.480	9	39.107		39.575	97.9	45.677	183.7	224.1	2:04.359
4	1:28.288		53.637	81.2	1:06.800	79.5	62.3	3:28.725	10	39.824		40.166	95.1	46.287	183.7	206.1	2:06.277
5	1:05.271		42.863	82.8	53.113	90.7	98.7	2:41.247	11	42.670		40.604	<u>99.8</u>	52.750	163.6	162.4	2:16.024
6	41.373		39.879	95.0	45.588	135.8	195.7	2:06.840	12								

89 Maurice SLOTINE (FR)									Merlyn MK14A								
lap	Sect-1	Speed	Sect-2	Speed	Sect-3	Speed	TopSpeed	laptime pit	lap	Sect-1	Speed	Sect-2	Speed	Sect-3	Speed	Topspeed	laptime pit
1			44.987	97.6	51.161		138.8	2:28.344	7	45.378		43.316	106.0	48.858	166.7	186.5	2:17.552
2	43.644		44.774	107.7	51.399	163.6	187.5	2:19.817	8	44.142		43.661	89.5	<u>47.277</u>	166.7	<u>196.0</u>	2:15.080
3	59.634		55.926	86.3	1:04.721	157.2	159.5	3:00.281	9	43.787		44.093	101.0	48.106	<u>169.8</u>	195.3	2:15.986
4	1:39.653		50.016	79.5	1:01.560	79.1	72.0	3:31.229	10	<u>42.876</u>		<u>42.683</u>	105.4	47.468	168.2	187.2	<u>2:13.027</u>
5	1:09.344		51.168	85.8	49.672	87.0	72.3	2:50.184	11	43.478		43.166	<u>108.1</u>	1:02.502	167.4	183.1	2:29.146
6	43.226		43.846	102.9	48.242	165.1	184.9	2:15.314	12								

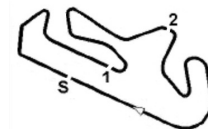
91 Richard WILSON (GB)									Brabham BT6								
lap	Sect-1	Speed	Sect-2	Speed	Sect-3	Speed	TopSpeed	laptime pit	lap	Sect-1	Speed	Sect-2	Speed	Sect-3	Speed	Topspeed	laptime pit
1			40.884	98.3	47.062		142.7	2:13.491	7	39.922		40.513	96.9	45.922	182.7	217.7	2:06.357
2	40.280		40.872	<u>114.0</u>	49.468	182.7	220.0	2:10.620	8	39.903		40.618	102.0	45.999	182.7	217.3	2:06.520
3	1:13.988		53.504	69.5	1:08.822	162.2	156.1	3:16.314	9	39.728		40.403	98.1	46.159	180.9	215.1	2:06.290
4	1:30.307		55.578	93.3	1:04.076	82.2	77.5	3:29.961	10	40.605		41.223	100.5	46.188	182.7	216.9	2:08.016
5	1:07.672		45.429	96.5	47.684	105.3	93.4	2:40.785	11	<u>39.648</u>		<u>40.287</u>	103.1	<u>45.656</u>	183.7	<u>220.9</u>	<u>2:05.591</u>
6	40.800		40.706	101.8	46.059	180.9	212.2	2:07.565	12								

96 Keith MESSER (GB)									Vesey VF3								
lap	Sect-1	Speed	Sect-2	Speed	Sect-3	Speed	TopSpeed	laptime pit	lap	Sect-1	Speed	Sect-2	Speed	Sect-3	Speed	Topspeed	laptime pit
1			47.369	88.3	49.878		136.7	2:30.843	7	43.706		44.091	88.2	48.935	158.6	188.8	2:16.732
2	44.451		44.626	93.4	49.016	160.7	190.5	2:18.093	8	43.142		44.020	96.5	<u>47.168</u>	164.4	192.9	2:14.330
3	1:00.552		58.285	87.4	1:01.796	162.2	121.6	3:00.633	9	43.145		42.794	99.6	47.293	<u>166.7</u>	<u>197.1</u>	2:13.232
4	1:43.650		51.977	83.8	56.180	74.1	76.0	3:31.807	10	43.504		43.659	97.4	47.465	161.4	188.5	2:14.628
5	1:09.450		52.873	89.4	48.940	88.9	87.4	2:51.263	11	<u>42.662</u>		<u>42.378</u>	<u>111.6</u>	47.559	157.2	188.2	<u>2:12.599</u>
6	43.442		43.574	103.1	47.595	157.9	188.8	2:14.611	12								

150 Jim TIMMS (GB)									Brabham BT21								
lap	Sect-1	Speed	Sect-2	Speed	Sect-3	Speed	TopSpeed	laptime pit	lap	Sect-1	Speed	Sect-2	Speed	Sect-3	Speed	Topspeed	laptime pit
1			45.025	91.1	48.864		138.6	2:30.150	7	43.333		45.545	99.8	48.606	172.2	197.1	2:17.484
2	43.892		43.746	94.7	50.856	162.9	196.4	2:18.494	8	43.308		43.219	92.2	47.038	<u>174.8</u>	<u>201.1</u>	2:13.565
3	1:00.064		57.582	98.8	1:02.746	161.4	141.9	3:00.392	9	43.347		<u>42.316</u>	103.5	47.158	171.4	200.4	2:12.821
4	1:42.546		48.231	89.1	1:00.757	69.5	78.0	3:31.534	10	44.007		43.529	87.6	47.317	169.0	195.3	2:14.853
5	1:09.655		51.312	89.4	49.422	85.5	84.0	2:50.389	11	<u>42.907</u>		42.561	102.6	<u>46.898</u>	166.7	193.2	<u>2:12.366</u>
6	43.481		43.659	<u>105.8</u>	47.395	166.7	195.7	2:14.535	12								

153 Niklas HALUSA (AT)									Lotus 22								
lap	Sect-1	Speed	Sect-2	Speed	Sect-3	Speed	TopSpeed	laptime pit	lap	Sect-1	Speed	Sect-2	Speed	Sect-3	Speed	Topspeed	laptime pit
1			43.006	98.0	47.329		151.9	2:18.439	7	40.214		41.003	<u>100.4</u>	46.298	180.0	216.0	2:07.515
2	41.747		41.517	98.0	47.668	180.0	218.2	2:10.932	8	40.012		41.112	93.5	<u>45.996</u>	180.9	217.7	2:07.120
3	1:11.750		54.640	79.1	1:07.284	175.6	148.4	3:13.674	9	<u>39.904</u>		40.649	94.8	46.201	<u>183.7</u>	<u>220.4</u>	<u>2:06.754</u>
4	1:34.638		54.543	81.8	1:02.123	72.9	81.1	3:31.304	10	40.204		43.180	93.0	46.176	181.8	218.6	2:09.560
5	1:08.464		45.007	94.3	47.376	112.5	74.2	2:40.847	11	41.151		<u>40.472</u>	96.6	49.366	<u>183.7</u>	<u>221.3</u>	2:10.989
6	40.484		43.528	95.4	47.221	180.0	220.4	2:11.233	12								

155 Lukas HALUSA (AT)									Lotus 22								
lap	Sect-1	Speed	Sect-2	Speed	Sect-3	Speed	TopSpeed	laptime pit	lap	Sect-1	Speed	Sect-2	Speed	Sect-3	Speed	Topspeed	laptime pit
1			40.446	96.3	46.062		128.9	2:10.315	7	40.224		39.859	97.8	47.063	182.7	217.3	2:07.146
2	39.553		39.998	100.3	46.863	183.7	<u>219.1</u>	2:06.414	8	<u>39.145</u>		39.984	94.5	46.382	182.7	217.7	2:05.511
3	1:15.135		54.892	67.0	1:09.556	142.3	140.3	3:19.583	9	40.830		40.591	97.1	45.872	178.2	214.3	2:07.293
4	1:28.959		53.686	67.3	1:05.910	89.8	81.3	3:28.555	10	41.108		40.489	<u>100.6</u>	45.669	<u>185.6</u>	218.6	2:07.266



ALGARVE CLASSIC FESTIVAL 2022

Autódromo Internacional do Algarve

FORMULA JUNIOR

27 - 30 October 2022

Laps and Sector Times - FJ/HF3 Filipe Nogueira Trophy

Autodromo Internacional Algarve - 4652 mtr.

5	1:06.207	43.351	94.8	49.690	82.2	110.1	2:39.248	11	39.494	<u>39.635</u>	98.7	<u>45.468</u>	181.8	215.1	<u>2:04.597</u>
6	43.390	40.837	95.7	46.076	151.3	179.1	2:10.303	12							

158 Patrick D'AUBREBY (FR)									Lotus 22										
lap	Sect-1	Speed	Sect-2	Speed	Sect-3	Speed	TopSpeed	laptime	pit	lap	Sect-1	Speed	Sect-2	Speed	Sect-3	Speed	Topspeed	laptime	pit
1			41.643	94.5	47.409		143.6	2:15.321		7	39.965		40.375	<u>105.2</u>	<u>46.200</u>	180.0	215.6	2:06.540	
2	40.487		40.658	99.4	47.135	179.1	218.2	2:08.280		8	40.117		40.101	<u>105.2</u>	46.426	180.0	215.6	2:06.644	
3	1:13.414		53.592	75.4	1:08.824	177.3	169.0	3:15.830		9	39.957		<u>40.058</u>	103.0	46.560	180.0	217.7	2:06.575	
4	1:29.926		54.237	70.3	1:05.306	78.4	77.4	3:29.469		10	40.583		41.438	103.7	46.256	181.8	<u>220.0</u>	2:08.277	
5	1:06.545		45.202	98.7	47.482	96.0	113.0	2:39.229		11	<u>39.314</u>		40.111	104.3	46.754	<u>183.7</u>	217.3	<u>2:06.179</u>	
6	40.169		40.610	96.3	46.923	181.8	219.5	2:07.702		12									

196 Christian LANGE (BE)									Envoy FJ										
lap	Sect-1	Speed	Sect-2	Speed	Sect-3	Speed	TopSpeed	laptime	pit	lap	Sect-1	Speed	Sect-2	Speed	Sect-3	Speed	Topspeed	laptime	pit
1			<u>44.502</u>	<u>97.4</u>	51.216		142.9	2:28.939		7	44.794		45.895	86.5	50.140	163.6	191.2	2:20.829	
2	45.186		44.839	89.9	51.596	163.6	<u>195.7</u>	2:21.621		8	44.537		44.751	89.8	<u>49.908</u>	<u>165.9</u>	<u>195.7</u>	<u>2:19.196</u>	
3	59.492		58.645	83.9	1:01.609	<u>165.9</u>	137.8	2:59.746		9	44.620		44.618	85.4	50.622	160.0	195.3	2:19.860	
4	1:44.018		51.702	84.1	56.301	79.3	77.0	3:32.021		10	44.348		45.416	90.5	50.493	165.1	194.2	2:20.257	
5	1:09.305		52.900	88.3	50.754	86.5	90.9	2:52.959		11	<u>44.214</u>		45.001	91.0	50.071	163.6	195.3	2:19.286	
6	44.530		44.557	93.7	50.448	162.9	194.2	2:19.535		12									