

24h C1 PORTIMÃO

Autodromo Internacional do Algarve

24h C1 PORTIMÃO

21 - 24 July 2022

Laps and Sector Times - Qualifying 2

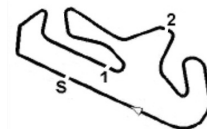
Autodromo Internacional Algarve - 4652 mtr.

2 M. Gaspar-Pereira-Lopes-Matos-Pardal										Citroen C1									
lap	Sect-1	Speed	Sect-2	Speed	Sect-3	Speed	TopSpeed	laptime	pit	lap	Sect-1	Speed	Sect-2	Speed	Sect-3	Speed	Topspeed	laptime	pit
1	Pit Out	109.5	54.543	83.2	58.517			2:43.663		11	51.353	<u>129.8</u>	51.813	94.9	57.599		153.6	2:40.765	
2	52.531	120.0	52.558	87.5	57.902		154.9	2:42.991		12	52.259	128.3	51.580	91.9	57.652		155.4	2:41.491	
3	51.718	126.5	51.936	89.8	57.754		156.3	2:41.408		13	51.162	129.3	51.540	95.9	57.834		155.4	2:40.536	
4	51.562	129.3	52.529	92.9	57.898		<u>158.4</u>	2:41.989		14	51.302	128.7	51.536	93.8	Pit In		156.3	2:46.675	
5	52.058	126.3	52.103	91.4	57.995		155.2	2:42.156		15	Pit Out	127.4	52.106	87.5	57.485			13:06.266	
6	51.633	<u>129.8</u>	51.560	98.5	58.094		154.9	2:41.287		16	51.735	129.0	51.933	95.4	57.574		157.9	2:41.242	
7	51.346	129.3	51.835	93.7	57.497		155.2	2:40.678		17	51.190	129.7	51.928	95.8	57.329		156.5	2:40.447	
8	<u>51.047</u>	128.9	52.093	90.1	57.992		157.9	2:41.132		18	51.787	129.7	51.963	97.7	57.519		155.4	2:41.269	
9	51.153	127.7	51.941	95.4	57.923		157.2	2:41.017		19	51.258	129.7	<u>51.313</u>	<u>101.2</u>	<u>56.970</u>		155.6	<u>2:39.541</u>	
10	51.319	129.2	51.693	93.8	57.613		154.3	2:40.625		20	57.141	99.7	1:01.697	78.5	Pit In		128.1	3:10.483	

4 Martins-Soares-Lopes-Cavaleiro-Prates-Rego-Leal										Citroen C1									
lap	Sect-1	Speed	Sect-2	Speed	Sect-3	Speed	TopSpeed	laptime	pit	lap	Sect-1	Speed	Sect-2	Speed	Sect-3	Speed	Topspeed	laptime	pit
1	Pit Out	99.6	54.300	78.3	59.640			2:47.621		16	51.493	<u>129.2</u>	51.822	97.6	57.874		<u>158.4</u>	2:41.189	
2	53.718	119.2	53.651	81.1	59.611		153.8	2:46.980		17	51.780	128.6	52.289	91.4	Pit In		153.2	2:50.074	
3	53.029	127.4	53.345	89.9	58.633		156.1	2:45.007		18	Pit Out	102.0	54.031	87.4	58.607			7:12.367	
4	52.873	118.2	52.965	95.1	58.502		154.1	2:44.340		19	53.146	126.8	52.328	93.0	58.681		154.1	2:44.155	
5	53.272	127.5	52.771	95.5	58.885		154.5	2:44.928		20	52.328	127.1	52.012	96.8	58.131		154.5	2:42.471	
6	52.953	127.2	52.865	98.1	59.031		155.4	2:44.849		21	52.195	127.1	51.926	98.3	57.924		154.5	2:42.045	
7	52.734	127.1	53.258	94.0	58.614		154.5	2:44.606		22	52.282	127.7	52.046	92.9	58.006		153.2	2:42.334	
8	52.426	128.7	52.721	96.3	58.491		157.0	2:43.638		23	51.882	128.4	<u>51.746</u>	94.2	57.478		152.5	<u>2:41.106</u>	
9	52.942	127.5	53.187	92.7	Pit In		154.5	2:52.704		24	52.091	127.5	52.268	92.3	57.656		153.6	2:42.015	
10	Pit Out	117.0	54.979	93.4	58.078			5:15.906		25	52.038	127.5	51.953	<u>99.2</u>	58.158		154.1	2:42.149	
11	52.755	117.1	52.530	93.3	57.765		155.8	2:43.050		26	51.976	128.1	51.919	90.4	<u>57.322</u>		153.8	2:41.217	
12	52.146	128.3	52.092	91.3	58.404		153.6	2:42.642		27	59.329	74.2	1:11.898	62.2	1:10.817		152.8	3:22.044	
13	52.201	128.4	52.135	90.1	57.940		152.8	2:42.276		28	<u>51.461</u>	128.6	52.135	94.2	1:06.354		154.3	2:49.950	
14	52.150	128.9	52.662	93.9	58.378		153.0	2:43.190		29	1:09.332	89.9	52.934	92.4	57.423		88.7	2:59.689	
15	52.172	127.5	53.115	81.1	58.479		154.3	2:43.766		30	51.819	127.5	51.890	93.5	58.100		153.2	2:41.809	

7 Lopes-Ramos-Saraiva-Santos-Martins										Citroen C1									
lap	Sect-1	Speed	Sect-2	Speed	Sect-3	Speed	TopSpeed	laptime	pit	lap	Sect-1	Speed	Sect-2	Speed	Sect-3	Speed	Topspeed	laptime	pit
1	Pit Out	125.9	54.424	95.4	59.388			2:43.961		16	53.045	126.0	53.612	80.0	58.547		<u>155.6</u>	2:45.204	
2	53.036	127.5	54.016	100.7	59.633		149.2	2:46.685		17	54.010	115.0	54.113	89.4	58.474		149.6	2:46.597	
3	52.909	127.1	53.277	<u>104.4</u>	58.846		150.0	2:45.032	D	18	52.920	115.5	57.779	80.6	1:00.953		152.8	2:51.652	
4	52.653	127.4	54.910	94.5	59.170		152.5	2:46.733		19	53.185	126.0	53.917	84.8	Pit In		154.9	2:55.487	
5	53.559	114.0	53.630	95.0	58.883		151.3	2:46.072		20	Pit Out	113.9	53.627	93.1	59.915			5:49.461	
6	52.425	<u>129.0</u>	53.340	102.5	59.078		154.9	2:44.843		21	52.544	125.6	53.041	88.8	58.728		154.9	2:44.313	
7	52.634	128.4	56.339	92.6	Pit In		153.8	2:54.546		22	52.214	127.2	53.014	89.7	58.699		152.5	2:43.927	
8	Pit Out	117.5	54.677	81.0	1:00.188			6:31.775		23	<u>52.133</u>	126.8	52.873	87.7	58.197		152.5	2:43.203	D
9	53.846	127.1	53.159	86.4	59.762		150.6	2:46.767		24	52.168	127.1	<u>52.368</u>	95.9	59.270		154.5	2:43.806	
10	52.512	125.6	53.054	84.2	58.354		154.7	2:43.920		25	52.771	122.7	53.058	87.2	59.115		152.3	2:44.944	
11	52.659	126.5	52.449	93.7	58.467		153.6	2:43.575		26	52.888	124.3	52.925	86.5	59.455		150.6	2:45.268	
12	52.209	128.0	52.576	90.2	58.064		152.8	<u>2:42.849</u>		27	52.922	127.4	52.583	83.1	<u>57.957</u>		154.3	2:43.462	
13	52.669	126.5	52.864	91.7	Pit In		151.5	2:54.028		28	52.561	127.1	52.637	86.8	58.129		150.8	2:43.327	
14	Pit Out	120.4	54.226	85.0	1:01.318			5:33.356		29	52.340	126.6	53.003	82.4	58.109		151.3	2:43.452	
15	53.505	124.9	53.661	79.5	59.277		154.7	2:46.443		30									

9 Coroado-Mateus-Correia-Correia-Espirit o Santo-Soares-Leitão-										Citroen C1									
lap	Sect-1	Speed	Sect-2	Speed	Sect-3	Speed	TopSpeed	laptime	pit	lap	Sect-1	Speed	Sect-2	Speed	Sect-3	Speed	Topspeed	laptime	pit
1	Pit Out	115.6	54.685	88.2	59.362			2:44.516		16	52.509	128.6	52.097	89.7	1:00.185		152.1	2:44.791	
2	53.655	126.2	53.556	87.5	58.499		151.5	2:45.710		17	55.683	125.9	52.106	89.3	58.401		150.4	2:46.190	
3	52.943	<u>130.8</u>	52.606	90.8	58.828		152.1	2:44.377		18	<u>51.662</u>	130.0	52.850	88.8	58.321		155.2	2:42.833	
4	52.887	128.1	53.650	86.5	58.570		154.3	2:45.107		19	51.888	128.0	52.023	92.5	58.301		154.7	2:42.212	
5	53.196	124.3	52.046	95.4	58.049		151.7	2:43.291		20	51.837	127.5	52.141	83.7	57.450		154.5	2:41.428	
6	52.989	126.8	52.470	93.5	57.921		154.3	2:43.380		21	51.875	127.5	52.114	84.0	57.934		154.3	2:41.923	
7	52.680	128.3	53.307	86.3	Pit In		153.0	2:53.614		22	52.425	124.4	52.858	80.8	Pit In		152.3	2:51.645	
8	Pit Out	102.0	53.726	86.7	58.671			8:29.330		23	Pit Out	126.0	52.483	89.4	58.006			4:16.075	
9	52.961	124.0	52.277	95.7	59.100		150.8	2:44.338		24	52.915	126.9	52.366	78.3	58.533		152.8	2:43.814	
10	52.217	125.3	52.294	94.5	58.070		<u>157.7</u>	2:42.581		25	52.611	127.4	56.378	74.6	58.225		152.5	2:47.214	
11	52.654	126.5	53.524	88.3	57.739		156.5	2:43.917		26	52.598	128.7	<u>51.656</u>	90.3	<u>57.391</u>		154.9	2:41.645	
12	52.088	129.5	52.473	96.3	57.876		153.4	2:42.437		27	51.739	129.7	52.504	85.0	58.029		153.6	2:42.272	
13	52.774	127.4	52.502	96.9	58.129		152.8	2:43.405		28	51.956	128.0	51.879	96.9	57.999		153.4	2:41.834	
14	52.165	126.6	52.507	91.8	Pit In		152.5	2:52.072		29	52.271	127.7	51.902	<u>98.1</u>	57.738		152.3	2:41.911	
15	Pit Out	109.5	53.405	83.4	58.214			4:43.392		30	51.887	128.4	51.861	91.8	57.546		152.8	<u>2:41.294</u>	



24h C1 PORTIMÃO

Autodromo Internacional do Algarve

24h C1 PORTIMÃO

21 - 24 July 2022

Laps and Sector Times - Qualifying 2

Autodromo Internacional Algarve - 4652 mtr.

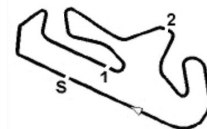
10 Lazarino-Inácio-Marques-Santos-Morais										Citroen C1									
lap	Sect-1	Speed	Sect-2	Speed	Sect-3	Speed	TopSpeed	laptime	pit	lap	Sect-1	Speed	Sect-2	Speed	Sect-3	Speed	Topspeed	laptime	pit
1	Pit Out	123.4	54.829	82.2	58.789			2:58.387		15	54.144	118.8	53.216	91.7	Pit In		133.2	2:56.755	
2		54.090	123.6	53.678	88.1	57.920	155.6	2:45.688		16	Pit Out	124.9	52.594	100.0	57.445			6:00.009	
3		53.229	<u>131.1</u>	58.113	89.5	58.520	153.4	2:49.862		17	52.276	121.8	52.189	101.0	57.889		152.5	2:42.354	
4		52.000	130.3	52.220	90.9	57.613	152.3	2:41.833		18	52.001	122.6	54.005	92.9	57.330		156.1	2:43.336	
5		52.025	129.3	52.457	90.9	57.590	153.8	2:42.072		19	<u>51.689</u>	127.1	<u>51.986</u>	97.3	<u>57.227</u>		<u>156.3</u>	<u>2:40.902</u>	
6		52.099	128.9	52.233	93.0	57.695	153.2	2:42.027		20	52.626	118.6	52.665	98.9	Pit In		155.4	2:51.905	
7		52.867	116.9	56.456	96.4	Pit In	153.0	3:08.821		21	Pit Out	118.4	53.112	<u>103.1</u>	58.999			5:17.682	
8	Pit Out	123.1	52.885	93.3	58.350			5:48.627		22	53.194	126.2	52.679	88.4	58.712		151.7	2:44.585	
9		52.942	115.5	53.007	96.3	58.554	151.7	2:44.503		23	53.589	125.1	53.261	94.2	58.667		152.8	2:45.517	
10		56.004	123.3	52.347	91.8	57.622	109.6	2:45.973		24	53.387	126.6	53.721	99.5	59.048		152.8	2:46.156	
11		52.271	128.7	52.107	91.4	57.402	153.0	2:41.780		25	53.464	126.0	52.997	100.4	59.034		151.3	2:45.495	
12		52.528	127.4	52.408	93.6	57.640	153.2	2:42.576		26	53.187	127.5	53.009	92.6	59.125		154.5	2:45.321	
13		52.068	126.0	52.088	89.5	57.726	153.4	2:41.882		27	53.113	120.8	53.410	97.5	Pit In		150.8	2:57.337	
14		52.494	125.7	52.142	95.6	57.876	154.5	2:42.512		28									

11 Silva-Cruz-Machado-Martins										Citroen C1									
lap	Sect-1	Speed	Sect-2	Speed	Sect-3	Speed	TopSpeed	laptime	pit	lap	Sect-1	Speed	Sect-2	Speed	Sect-3	Speed	Topspeed	laptime	pit
1	Pit Out	99.4	54.743	78.7	59.280			2:46.438		6	Pit Out	108.1	55.924	82.6	1:02.461			7:30.852	
2		53.156	125.4	53.292	91.1	1:03.573	152.8	2:50.021		7	56.365	118.9	54.756	82.0	1:02.848		142.7	2:53.969	
3		54.011	120.0	52.809	94.4	57.997	151.7	2:44.817		8	57.776	115.5	54.552	87.3	1:01.260		132.7	2:53.588	
4		52.672	<u>127.5</u>	52.233	<u>100.3</u>	<u>57.838</u>	<u>153.8</u>	<u>2:42.743</u>		9	57.985	117.8	53.509	91.4	59.502		146.3	2:50.996	
5		<u>52.321</u>	125.7	<u>52.204</u>	99.7	Pit In	153.4	2:55.332		10									

17 Nunes-Eufrásia-Rato-Palma										Citroen C1									
lap	Sect-1	Speed	Sect-2	Speed	Sect-3	Speed	TopSpeed	laptime	pit	lap	Sect-1	Speed	Sect-2	Speed	Sect-3	Speed	Topspeed	laptime	pit
1	Pit Out	125.3	53.920	96.0	58.992			2:44.731		11	53.139	126.8	53.095	98.8	59.292		151.3	2:45.526	
2		52.772	128.7	53.022	103.4	58.624	149.8	2:44.418		12	52.761	<u>129.5</u>	53.692	93.1	1:00.609		151.7	2:47.062	
3		52.701	127.1	52.745	<u>106.4</u>	58.347	151.5	2:43.793		13	53.422	126.8	52.675	97.6	58.490		149.8	2:44.587	
4		52.613	127.1	52.639	98.9	58.449	151.5	2:43.701		14	53.098	128.6	52.481	92.7	Pit In		153.0	3:14.033	
5		52.566	126.3	52.865	100.8	58.448	152.8	2:43.879		15	Pit Out	126.2	53.165	98.0	59.605			10:02.472	
6		52.855	127.8	53.944	97.6	58.510	153.2	2:45.309		16	53.836	127.7	52.924	99.5	59.281		150.8	2:46.041	
7		52.137	125.4	52.630	101.1	58.632	<u>154.1</u>	<u>2:43.399</u>		17	53.225	126.0	52.868	102.8	59.214		152.1	2:45.307	
8		52.273	126.9	54.725	101.6	Pit In	153.4	3:01.754		18	53.638	127.2	52.898	102.4	Pit In		152.1	2:55.195	
9	Pit Out	123.7						19:14.288		19	Pit Out	127.2	<u>51.371</u>	100.7	<u>57.896</u>			4:44.291	
10		54.046	124.6	54.245	91.5	1:00.096	150.8	2:48.387		20									

18 Mota-Taveira-Silva-Oliveira-Moreira-Bernardes-Figueiredo-Rib										Citroen C1									
lap	Sect-1	Speed	Sect-2	Speed	Sect-3	Speed	TopSpeed	laptime	pit	lap	Sect-1	Speed	Sect-2	Speed	Sect-3	Speed	Topspeed	laptime	pit
1	Pit Out	112.6	54.827	94.9	59.943			2:45.163		15	54.038	124.7	55.807	79.2	1:01.251		151.5	2:51.096	
2		53.129	125.0	53.446	94.1	58.618	151.7	2:45.193		16	54.082	123.0	54.520	84.0	59.648		149.8	2:48.250	
3		52.368	127.4	53.193	104.8	58.472	153.4	2:44.033		17	52.554	125.7	53.861	88.4	59.326		151.5	2:45.741	
4		<u>51.768</u>	117.0	53.754	98.2	<u>58.190</u>	154.7	2:43.712		18	52.851	112.7	53.854	87.3	59.411		153.6	2:46.116 D	
5		52.392	<u>128.1</u>	52.852	<u>105.8</u>	59.964	152.5	2:45.208		19	53.933	109.4	57.956	86.8	Pit In		156.1	2:58.281	
6		52.673	116.3	52.590	90.7	Pit In	<u>158.4</u>	2:48.367		20	Pit Out	118.3	55.051	86.1	59.352			6:22.887	
7	Pit Out	96.8	57.800	73.9	1:02.191			5:57.203		21	54.142	122.4	54.898	75.3	1:00.376		150.8	2:49.416	
8		54.360	106.6	55.744	93.6	1:02.705	152.8	2:52.809		22	53.865	123.9	53.456	80.8	59.039		152.5	2:46.360	
9		54.049	117.5	53.958	93.3	1:01.528	153.8	2:49.535		23	53.006	123.7	54.071	84.8	1:00.087		154.9	2:47.164	
10		52.908	119.9	53.728	95.6	59.620	154.3	2:46.256		24	53.007	126.2	53.461	82.3	59.426		151.9	2:45.894	
11		53.349	123.9	53.485	92.8	59.035	154.3	2:45.869		25	53.686	126.0	53.438	84.4	Pit In		153.0	2:57.674	
12		53.635	115.4	55.167	91.8	1:00.230	153.0	2:49.032		26	Pit Out	127.1	58.989	80.7	58.491			5:17.993	
13		54.163	121.2	57.176	80.5	Pit In	152.8	3:01.225		27	52.260	127.4	52.546	82.1	58.277		151.9	<u>2:43.083</u>	
14	Pit Out	107.6	56.549	78.2	1:00.886			4:44.217		28	52.417	127.5	<u>52.438</u>	87.2	58.253		151.7	2:43.108	

21 Pinha-Cordeiro-Cordeiro-Pinha-Antão-Villar Gomes										Citroen C1									
lap	Sect-1	Speed	Sect-2	Speed	Sect-3	Speed	TopSpeed	laptime	pit	lap	Sect-1	Speed	Sect-2	Speed	Sect-3	Speed	Topspeed	laptime	pit
1	Pit Out	122.9	53.254	87.4	59.358			2:41.638		16	54.122	121.5	53.706	81.1	Pit In		150.4	2:59.014	
2		53.333	124.9	53.540	88.2	<u>58.225</u>	149.8	2:45.098		17	Pit Out	110.4	56.240	71.6	1:02.141			4:42.836	
3		<u>52.271</u>	124.3	53.138	86.7	58.415	149.6	2:43.824 D		18	56.091	105.6	57.869	69.8	1:01.263		134.7	2:55.223	
4		52.625	125.4	53.208	89.3	58.593	151.0	2:44.426 D		19	56.452	97.9	56.444	77.7	59.810		152.3	2:52.706	
5		53.270	124.3	54.707	90.8	Pit In	151.9	2:58.686		20	56.240	99.5	55.697	71.4	1:00.290		153.8	2:52.227	
6	Pit Out	114.0	53.378	91.4	58.972			4:26.817		21	55.635	113.2	55.779	72.4	1:01.035		154.3	2:52.449	
7		53.029	126.9	52.756	101.0	58.838	152.1	2:44.623 D		22	56.202	105.8	54.566	79.8	Pit In		151.0	3:03.404	
8		52.818	127.4	52.767	102.8	59.376	152.1	<u>2:44.961</u>		23	Pit Out	109.1	55.121	85.4	59.604			4:48.829	
9		52.748	127.8	53.059	93.8	59.449	151.7	2:45.256		24	55.180	113.0	54.312	87.0	59.737		<u>155.8</u>	2:49.229	
10		52.363	<u>128.1</u>	<u>52.544</u>	<u>105.2</u>	59.021	151.5	2:43.928 D		25	55.052	110.4	54.576	80.4	1:00.576		143.6	2:50.204	



24h C1 PORTIMAO

Autodromo Internacional do Algarve

24h C1 PORTIMAO

21 - 24 July 2022

Laps and Sector Times - Qualifying 2

Autodromo Internacional Algarve - 4652 mtr.

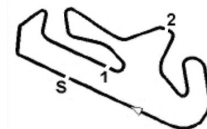
11	53.729	126.8	52.979	100.7	Pit In	151.5	2:55.430	26	54.626	115.4	54.228	79.7	59.480	148.1	2:48.334
12	Pit Out	120.0	54.470	78.1	1:01.120		4:40.051	27	54.413	124.7	53.490	80.5	59.970	151.5	2:47.873
13	54.179	121.8	55.720	79.8	1:01.597	149.4	2:51.496	28	53.623	122.9	53.883	86.3	58.731	151.3	2:46.237
14	55.049	125.6	53.799	81.9	1:00.110	148.1	2:48.958	29	52.808	125.1	53.536	83.3	59.232	151.5	2:45.576
15	54.376	117.9	56.348	82.6	59.962	151.9	2:50.686	30							

24 Paradelá-Lima-Lima-Reis-Vieira									Citroen C1										
lap	Sect-1	Speed	Sect-2	Speed	Sect-3	Speed	TopSpeed	laptime	pit	lap	Sect-1	Speed	Sect-2	Speed	Sect-3	Speed	Topspeed	laptime	pit
1	Pit Out	121.3	53.729	96.6	58.851			2:44.776		16	54.651	114.6	55.473	87.1	59.819		151.9	2:49.943	
2	53.764	127.7	52.795	97.2	58.655		154.3	2:45.214		17	53.933	117.0	56.401	88.6	59.765		152.3	2:50.099	
3	52.470	125.4	52.483	98.0	58.647		153.6	2:43.600		18	53.349	119.9	54.532	80.7	1:00.794		154.5	2:48.675	
4	<u>52.285</u>	127.8	52.842	94.9	58.216		152.1	2:43.343	D	19	54.002	120.0	55.390	88.7	1:00.139		<u>155.4</u>	2:49.531	
5	52.676	<u>128.4</u>	53.082	96.6	<u>58.210</u>		152.3	2:43.968	D	20	53.898	120.0	54.059	85.9	59.402		154.1	2:47.359	
6	52.459	127.5	52.591	99.5	58.514		154.1	2:43.564		21	53.995	119.1	54.976	75.7	Pit In		153.4	3:00.457	
7	52.409	126.6	52.442	95.0	58.360		153.2	<u>2:43.211</u>		22	Pit Out	108.5	54.107	<u>102.8</u>	1:00.787			4:21.204	
8	53.025	127.5	<u>52.371</u>	96.4	Pit In		153.2	2:52.234		23	54.417	117.0	53.966	96.3	59.590		153.0	2:47.973	
9	Pit Out	108.5	54.526	89.9	59.590		152.5	5:04.427		24	54.163	125.1	54.581	83.3	59.436		153.6	2:48.180	
10	53.706	123.4	53.559	92.9	59.366		153.0	2:46.631		25	53.425	116.3	53.968	84.3	58.644		153.2	2:46.037	
11	53.889	124.3	53.365	98.3	59.288		153.0	2:46.542		26	53.305	123.9	53.868	94.5	59.586		153.0	2:46.759	
12	53.131	124.7	53.583	97.4	58.932		151.3	2:45.646		27	52.454	<u>127.8</u>	53.545	88.5	58.727		153.6	2:44.726	
13	53.141	120.8	53.673	91.7	59.730		152.5	2:46.544		28	52.744	<u>128.4</u>	54.019	89.8	59.082		152.3	2:45.845	
14	54.183	119.9	54.390	72.9	Pit In		152.1	2:57.464		29	52.603	<u>126.3</u>	53.511	85.4	58.784		154.5	2:44.898	
15	Pit Out	113.2	54.768	86.1	1:01.348			4:28.000		30									

29 Rodrigues-Amorim-Godinho-Cordeiro									Citroen C1										
lap	Sect-1	Speed	Sect-2	Speed	Sect-3	Speed	TopSpeed	laptime	pit	lap	Sect-1	Speed	Sect-2	Speed	Sect-3	Speed	Topspeed	laptime	pit
1	Pit Out	121.8	58.101	85.5	59.632			2:50.196		14	52.209	128.9	52.658	87.9	57.965		157.7	2:42.832	
2	53.177	129.3	53.653	81.4	58.333		155.8	2:45.163		15	52.187	128.6	52.132	96.9	57.748		<u>159.1</u>	2:42.067	
3	52.470	128.7	53.220	94.4	58.273		157.0	2:43.963		16	53.413	121.2	52.604	97.4	Pit In		154.1	2:50.224	
4	51.898	126.0	54.281	87.8	57.894		158.4	2:44.073		17	Pit Out	114.0	52.892	89.3	58.505		154.5	5:14.458	
5	52.038	<u>130.6</u>	52.738	91.8	58.357		156.7	2:43.133		18	51.916	125.0	54.930	85.0	1:01.982		155.4	2:48.828	
6	52.848	129.8	52.197	93.3	<u>57.566</u>		155.6	2:42.611		19	51.697	129.3	53.172	78.8	1:04.228		156.1	2:49.097	
7	53.004	127.5	52.370	93.0	57.862		155.4	2:43.236		20	1:02.642	95.7	54.715	100.6	57.951		126.0	2:55.308	
8	52.959	128.1	52.680	93.3	58.352		154.3	2:43.991		21	51.772	126.5	52.311	102.8	57.866		155.6	2:41.949	
9	53.365	128.1	52.673	91.2	57.911		153.8	2:43.949		22	51.760	127.1	52.010	100.9	57.821		157.2	<u>2:41.591</u>	
10	52.481	122.2	1:00.058	98.2	58.070		153.8	2:50.609		23	51.981	127.5	<u>51.914</u>	<u>105.4</u>	57.864		154.5	2:41.759	
11	51.967	128.1	52.173	85.6	58.267		156.7	2:42.407		24	51.772	128.0	51.943	104.2	57.898		154.5	2:41.613	
12	52.802	127.8	1:00.299	97.3	58.151		155.8	2:51.252		25	<u>51.424</u>	128.9	52.088	91.8	59.363		155.4	2:42.875	
13	52.794	129.5	52.449	103.7	57.631		154.7	2:42.874		26	52.530	126.2	52.011	104.1	Pit In		158.1	2:50.526	

32 Silva-Oliveira-Pacheco-Moreira-Monteiro-Miritta									Citroen C1										
lap	Sect-1	Speed	Sect-2	Speed	Sect-3	Speed	TopSpeed	laptime	pit	lap	Sect-1	Speed	Sect-2	Speed	Sect-3	Speed	Topspeed	laptime	pit
1	Pit Out	101.8	57.442	78.0	1:08.471			3:03.876		14	Pit Out	115.5	57.406	77.3	1:02.436			4:16.872	
2	56.157	126.5	55.746	79.5	59.826		130.6	2:51.729		15	57.148	109.0	57.481	84.2	1:03.114		142.5	2:57.743	
3	53.574	127.7	55.304	74.9	59.161		154.5	2:48.039		16	55.533	119.7	54.940	89.0	1:00.881		150.4	2:51.354	
4	54.241	126.8	53.263	82.0	59.005		<u>156.7</u>	2:46.509		17	56.653	126.3	54.901	97.6	1:02.348		151.0	2:53.902	
5	52.688	128.4	52.812	86.7	58.421		155.8	2:43.921		18	56.794	119.5	55.010	91.7	1:01.765		149.2	2:53.569	
6	<u>52.533</u>	121.6	53.987	83.8	58.862		154.7	2:45.382		19	56.043	106.8	55.445	82.7	1:01.717		149.2	2:53.205	
7	52.560	<u>128.6</u>	53.151	76.4	Pit In		152.8	3:02.394		20	55.263	124.3	54.694	92.8	1:00.793		151.3	2:50.750	
8	Pit Out	114.6	53.962	85.8	58.980			4:52.719		21	55.471	124.0	54.646	81.4	1:01.945		150.0	2:52.062	
9	53.206	125.1	52.872	95.0	58.976		155.2	2:45.054		22	55.743	112.1	53.941	<u>100.7</u>	Pit In		148.6	2:57.817	
10	53.396	119.2	53.719	86.8	58.128		150.4	2:45.243		23	Pit Out	126.6	54.222	94.9	1:00.130			3:52.926	
11	52.558	126.0	<u>52.415</u>	91.0	58.289		155.2	2:43.262		24	54.653	125.9	54.046	93.8	1:00.628		151.0	2:49.327	
12	52.594	127.2	52.523	93.0	<u>58.081</u>		152.5	<u>2:43.198</u>		25	54.419	122.4	54.654	90.7	Pit In		150.4	2:56.459	
13	56.415	105.2	55.210	87.2	Pit In		124.3	2:57.995		26									

33 Ferreira-Carvalho-Oliveira-Mesquita-Moreira									Citroen C1										
lap	Sect-1	Speed	Sect-2	Speed	Sect-3	Speed	TopSpeed	laptime	pit	lap	Sect-1	Speed	Sect-2	Speed	Sect-3	Speed	Topspeed	laptime	pit
1	Pit Out	130.3	52.619	94.1	58.146			2:39.778		13	52.543	121.5	52.305	95.2	58.418		154.1	2:43.266	
2	52.371	129.5	51.830	90.1	58.512		<u>158.4</u>	2:42.713		14	52.237	127.1	51.719	87.4	57.590		154.7	2:41.546	
3	51.865	130.4	51.441	96.9	58.034		154.3	2:41.340		15	51.545	123.6	54.353	85.1	Pit In		155.8	2:51.008	
4	51.962	129.7	51.775	93.7	57.713		154.1	2:41.450	D	16	Pit Out	125.4	51.884	89.6	57.629			3:57.444	
5	51.777	130.0	51.670	<u>101.9</u>	57.672		153.8	2:41.119		17	53.968	127.4	51.853	85.9	57.615		154.3	2:43.436	
6	52.425	130.3	51.780	90.7	57.492		154.9	2:41.697		18	51.653	129.2	51.483	89.1	57.598		156.3	2:40.734	
7	51.768	129.3	52.052	101.4	57.557		154.1	2:41.377		19	51.276	128.6	<u>51.260</u>	90.3	Pit In		156.5	2:46.438	
8	51.407	129.2	52.316	84.8	57.369		156.7	2:41.092		20	Pit Out	126.5	53.480	78.4	58.931			4:58.118	
9	<u>51.143</u>	130.6	51.954	88.5	<u>57.227</u>		157.2	<u>2:40.324</u>		21	52.788	129.7	52.434	90.7	58.233		151.5	2:43.455	
10	51.530	<u>131.4</u>	51.616	87.2	57.244		154.5	2:40.390		22	52.022	128.4	51.798	90.5	57.603		152.1	2:41.423	



24h C1 PORTIMÃO

Autodromo Internacional do Algarve

24h C1 PORTIMÃO

21 - 24 July 2022

Laps and Sector Times - Qualifying 2

Autodromo Internacional Algarve - 4652 mtr.

11	51.798	129.8	51.760	86.5	Pit In	157.9	2:48.210	23	51.993	128.1	51.896	93.0	57.764	152.8	2:41.653
12	Pit Out	108.8	52.582	86.5	57.706		22:14.553	24	52.002	129.3	52.158	83.7	57.525	152.8	2:41.685

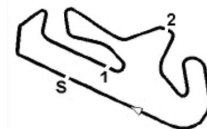
34 Botelho-Magalhães-Magalhães-Simões										Citroen C1									
lap	Sect-1	Speed	Sect-2	Speed	Sect-3	Speed	TopSpeed	laptime	pit	lap	Sect-1	Speed	Sect-2	Speed	Sect-3	Speed	Topspeed	laptime	pit
1	Pit Out	108.7	55.900	82.1	59.884			2:48.420		15	52.120	127.2	52.143	91.2	58.107		154.1	2:42.370	
2	52.857	123.3	52.507	87.7	58.120		150.8	2:43.484		16	52.197	127.2	52.059	88.2	59.124		151.9	2:43.380	
3	51.931	128.3	51.937	97.4	58.322		152.8	2:42.190		17	52.545	126.9	52.054	89.1	58.029		149.6	2:42.628	
4	51.621	129.0	51.820	94.2	57.839		152.5	2:41.280		18	52.433	127.1	52.240	91.3	57.861		152.3	2:42.534	
5	51.814	128.3	51.955	96.9	57.661		152.5	2:41.430		19	52.102	126.3	52.059	86.8	57.664		154.1	2:41.825	
6	51.861	127.7	51.701	91.8	57.564		153.0	2:41.126		20	51.682	127.2	56.500	83.7	57.184		153.2	2:45.366	
7	51.729	127.5	52.152	<u>98.8</u>	58.672		153.8	2:42.553		21	52.450	123.1	52.122	83.3	Pit In		157.4	2:47.090	
8	51.764	129.0	54.693	76.1	1:01.192		152.8	2:47.649		22	Pit Out	125.4	52.810	79.4	1:00.547			9:24.401	
9	51.635	128.0	51.875	92.5	57.689		152.8	2:41.199		23	51.761	127.4	52.026	93.7	57.850		155.6	2:41.637	
10	52.272	127.1	1:03.072	63.8	Pit In		152.1	3:12.631		24	51.565	127.5	52.062	85.9	57.439		153.8	2:41.066	
11	Pit Out	110.8	55.881	85.6	57.629		157.4	4:55.268		25	51.744	<u>130.8</u>	<u>51.516</u>	91.3	<u>57.153</u>		153.4	<u>2:40.413</u>	
12	51.988	118.7	52.275	95.4	Pit In			157.4	2:45.777	26	52.699	105.0	55.253	80.7	1:03.879		<u>157.9</u>	2:41.831	
13	Pit Out	104.5	53.123	80.4	58.737			5:08.461		27	52.237	126.2	52.098	92.9	57.506		154.5	2:41.841	
14	52.443	123.9	52.239	88.9	57.896		152.8	2:42.578		28	<u>51.487</u>	127.5	51.990	94.2	Pit In		152.8	2:46.707	

49 Vaz-Caetano-Sales										Citroen C1									
lap	Sect-1	Speed	Sect-2	Speed	Sect-3	Speed	TopSpeed	laptime	pit	lap	Sect-1	Speed	Sect-2	Speed	Sect-3	Speed	Topspeed	laptime	pit
1	Pit Out	115.1	55.896	88.9	1:01.250			2:51.101		8	53.386	120.5	53.592	88.0	<u>58.493</u>		150.8	2:45.471	
2	54.064	118.9	55.047	86.7	1:00.392		152.1	2:49.503		9	53.321	120.4	53.434	97.8	58.994		151.7	2:45.749	
3	53.452	123.6	54.362	91.2	59.444		152.1	2:47.258		10	53.395	119.6	53.132	91.7	59.258		149.6	2:45.785	
4	1:05.003	122.4	53.497	92.5	59.244		148.1	2:57.744		11	53.024	122.6	<u>52.760</u>	98.2	58.976		149.2	<u>2:44.760</u>	
5	53.378	122.6	53.500	89.4	59.101		150.6	2:45.979		12	54.007	120.8	53.831	<u>100.1</u>	1:00.936		151.9	2:48.774	
6	53.389	120.0	53.380	92.2	58.845		149.4	2:45.614		13	53.407	124.3	53.071	94.0	Pit In		<u>152.5</u>	2:58.726	
7	<u>52.923</u>	<u>125.0</u>	53.296	89.4	58.821		151.7	2:45.040		14									

54 R Costa-M Costa-D Costa-T Costa										Citroen C1									
lap	Sect-1	Speed	Sect-2	Speed	Sect-3	Speed	TopSpeed	laptime	pit	lap	Sect-1	Speed	Sect-2	Speed	Sect-3	Speed	Topspeed	laptime	pit
1	Pit Out	82.7	1:05.142	58.7	1:06.457			3:11.488		12	52.709	118.7	54.010	85.4	59.580		156.3	2:46.299	
2	51.048	129.5	51.943	86.7	57.846		158.1	2:40.837	D	13	53.359	127.8	53.191	93.3	58.131		159.1	2:44.681	
3	50.851	131.7	51.697	86.5	<u>56.906</u>		<u>159.5</u>	<u>2:39.454</u>		14	52.944	122.7	53.413	86.6	57.541		157.7	2:43.898	
4	50.785	<u>133.8</u>	51.933	86.4	56.983		<u>159.5</u>	2:39.701		15	52.846	127.7	54.819	83.5	59.596		157.4	2:47.261	
5	<u>50.535</u>	131.4	52.823	87.2	57.151		157.7	2:40.509		16	52.774	130.4	52.462	96.8	58.145		153.8	2:43.381	
6	50.898	131.2	<u>51.305</u>	87.9	57.463		159.3	2:39.666		17	52.046	130.8	52.711	95.3	59.038		156.3	2:43.795	
7	51.014	119.2	52.360	83.7	Pit In		156.7	2:46.920		18	52.030	130.4	53.326	92.1	58.239		157.7	2:43.595	
8	Pit Out	125.6	53.245	94.7	59.219			9:36.821		19	52.660	128.6	52.802	83.8	Pit In		158.6	2:48.975	
9	52.171	127.4	53.361	87.4	1:01.206		156.7	2:46.738		20	Pit Out	129.5	54.981	91.6	Pit In			3:29.280	
10	52.648	130.3	52.376	<u>99.5</u>	Pit In		155.2	2:52.014		21	Pit Out	124.6	53.493	91.5	Pit In			3:23.513	
11	Pit Out	122.7	52.905	94.2	58.817			4:19.277		22									

66 Ferreira-Matias-Macedo-Monteiro-Moutinho										Citroen C1									
lap	Sect-1	Speed	Sect-2	Speed	Sect-3	Speed	TopSpeed	laptime	pit	lap	Sect-1	Speed	Sect-2	Speed	Sect-3	Speed	Topspeed	laptime	pit
1	Pit Out	109.1	56.756	71.8	1:05.073			2:58.656		6	54.388	114.4	53.776	<u>92.0</u>	58.546		141.4	2:46.710	
2	52.644	<u>128.7</u>	53.056	87.9	<u>58.289</u>		152.5	2:43.989		7	52.508	125.3	55.778	85.8	1:03.593		<u>155.4</u>	2:51.879	
3	<u>52.044</u>	127.8	<u>52.879</u>	87.7	58.333		153.0	<u>2:43.256</u>		8	53.008	114.2	53.669	88.1	58.493		152.8	2:45.170	
4	53.063	126.5	54.214	75.9	Pit In		152.3	2:55.439		9	53.425	119.7	53.273	87.8	58.893		152.3	2:45.591	
5	Pit Out	119.3	53.734	89.9	1:00.122			4:09.263		10	59.572	103.3	57.476	81.2	Pit In		122.3	3:07.970	

73 Welarat ne-D'Alton-McGrath-Bergin-Kelly-James-Lucas-Perry										Citroen C1									
lap	Sect-1	Speed	Sect-2	Speed	Sect-3	Speed	TopSpeed	laptime	pit	lap	Sect-1	Speed	Sect-2	Speed	Sect-3	Speed	Topspeed	laptime	pit
1	Pit Out	96.4	58.272	89.9	1:03.545			2:55.650		14	1:00.014	91.4	58.801	89.3	1:04.473		142.9	3:03.288	
2	56.037	108.0	57.142	89.4	1:00.714		147.3	2:53.893		15	57.230	97.0	56.622	89.2	1:03.911		131.9	2:57.763	
3	55.242	114.2	56.641	83.9	59.617		148.8	2:51.500		16	57.513	92.8	56.912	91.8	1:04.523		127.2	2:58.948	
4	53.381	117.6	<u>54.164</u>	94.3	59.369		151.9	<u>2:46.914</u>		17	57.888	96.3	56.315	90.8	Pit In		145.6	3:06.361	
5	53.430	124.6	54.454	89.8	<u>59.052</u>		<u>152.8</u>	2:46.936		18	Pit Out	84.2	1:03.804	71.4	1:05.695			9:54.649	
6	53.617	<u>125.9</u>	54.528	91.1	59.688		150.6	2:47.833		19	1:05.095	98.1	1:02.201	66.1	1:04.829		136.2	3:12.125	
7	<u>53.141</u>	122.9	55.795	<u>96.6</u>	Pit In		151.7	3:04.328		20	58.975	92.9	58.233	82.3	1:03.725		149.2	3:00.933	
8	Pit Out	89.2	1:05.397	73.5	1:04.749			5:10.397		21	55.776	108.2	57.484	72.0	1:01.939		150.6	2:55.199	
9	58.638	98.0	59.592	84.7	1:02.638		147.3	3:00.868		22	58.253	105.2	57.289	80.1	1:00.635		151.3	2:56.177	
10	57.039	101.3	59.023	63.6	1:03.272		149.6	2:59.334		23	55.119	110.3	56.413	69.5	1:01.866		149.2	2:53.398	
11	57.166	101.4	1:00.097	74.8	1:03.524		149.0	3:00.787		24	56.741	116.5	55.708	86.0	1:00.029		147.7	2:52.478	
12	59.114	85.6	57.490	71.5	Pit In		149.4	3:08.677		25	55.271	114.3	55.602	78.1	1:00.345		150.0	2:51.218	
13	Pit Out	82.8	58.265	95.5	1:05.653			5:13.832		26									



24h C1 PORTIMÃO

Autodromo Internacional do Algarve

24h C1 PORTIMÃO

21 - 24 July 2022

Laps and Sector Times - Qualifying 2

Autodromo Internacional Algarve - 4652 mtr.

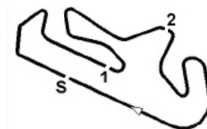
81 Teixeira-Reis-Salvador-Antunes									Citroen C1										
lap	Sect-1	Speed	Sect-2	Speed	Sect-3	Speed	TopSpeed	laptime	pit	lap	Sect-1	Speed	Sect-2	Speed	Sect-3	Speed	Topspeed	laptime	pit
1	Pit Out	130.6	51.802	95.4	58.634			2:39.507		15	55.213	98.1	52.747	93.3	58.033		139.2	2:45.993	
2	52.014	130.6	51.674	101.3	57.844		153.6	2:41.532		16	51.864	128.7	54.797	93.3	57.465		154.5	2:44.126	
3	51.455	<u>131.2</u>	51.597	87.5	57.630		154.9	2:40.682		17	51.356	129.2	51.091	100.1	<u>57.222</u>		154.3	2:39.669	D
4	53.639	127.8	52.930	90.3	57.321		142.1	2:43.890		18	52.447	128.1	53.423	91.8	57.306		154.3	2:43.176	
5	51.601	130.0	52.713	80.4	58.017		154.1	2:42.331		19	51.444	129.8	51.057	100.1	57.556		154.3	<u>2:40.057</u>	
6	51.931	129.0	51.188	<u>102.8</u>	57.481		153.2	2:40.600		20	<u>51.199</u>	125.6	51.616	95.8	57.890		<u>156.5</u>	2:40.705	
7	51.728	130.0	51.390	97.7	57.920		154.1	2:41.038		21	51.516	129.3	51.606	84.9	57.513		153.6	2:40.635	
8	51.925	129.3	51.317	97.9	57.990		154.1	2:41.232		22	59.071	93.8	1:01.471	82.1	Pit In		136.2	3:18.804	
9	51.688	130.1	<u>51.021</u>	96.0	Pit In		153.8	2:47.933		23	Pit Out	116.8	53.910	78.9	58.500			5:09.515	
10	Pit Out	105.2	53.524	88.5	58.488			5:58.602		24	52.507	119.5	53.640	73.3	59.261		154.3	2:45.408	
11	52.886	129.0	52.202	86.5	57.700		153.2	2:42.788		25	52.237	121.8	53.180	77.6	57.582		155.6	2:42.999	
12	52.355	128.6	51.197	96.2	57.389		153.8	2:40.941		26	53.585	124.9	52.567	82.9	58.130		155.8	2:44.282	
13	52.033	129.7	51.327	97.8	57.696		153.2	2:41.056		27	52.399	125.0	52.819	78.7	Pit In		154.3	2:49.954	
14	51.774	129.5	51.499	98.3	59.202		154.1	2:42.475		28									

88 Alface-Simões-Silvestre-Simões									Citroen C1										
lap	Sect-1	Speed	Sect-2	Speed	Sect-3	Speed	TopSpeed	laptime	pit	lap	Sect-1	Speed	Sect-2	Speed	Sect-3	Speed	Topspeed	laptime	pit
1	Pit Out	128.0	52.816	85.0	57.839			2:40.486		12	51.355	129.3	58.477	61.2	1:01.981		152.1	2:51.813	
2	52.265	130.0	52.530	84.8	57.757		151.3	2:42.552		13	51.326	128.6	52.039	93.9	Pit In		157.4	2:49.373	
3	51.857	114.8	51.963	85.9	57.033		153.6	2:40.853		14	Pit Out	127.7	51.577	97.5	57.676			5:29.185	
4	51.644	129.0	51.841	95.0	57.287		154.7	2:40.772		15	51.283	130.8	51.567	97.4	57.527		156.7	2:40.377	
5	51.177	129.5	51.893	93.0	57.092		154.1	2:40.162		16	51.212	128.9	51.608	94.9	57.083		152.8	2:39.903	
6	51.137	<u>131.2</u>	51.963	96.9	57.315		157.0	2:40.415		17	51.024	129.2	51.865	93.8	Pit In		154.1	2:45.928	
7	51.036	129.8	52.878	92.8	57.564		154.9	2:41.478		18	Pit Out	87.4	53.857	94.9	57.617			4:40.748	
8	51.963	129.5	51.991	92.2	Pit In		154.1	2:49.212		19	51.930	129.7	<u>51.249</u>	89.1	1:02.245		140.1	2:45.424	
9	Pit Out	129.5	51.776	98.0	57.833			4:48.370		20	<u>50.973</u>	128.1	51.549	<u>100.2</u>	<u>56.783</u>		154.5	<u>2:39.305</u>	
10	51.207	130.3	51.516	98.6	57.662		155.8	2:40.385		21	51.073	129.5	51.630	87.3	Pit In		155.2	2:56.148	
11	51.046	128.4	51.791	97.5	57.345		<u>158.4</u>	2:40.182		22	Pit Out	116.6	53.986	89.0	Pit In			3:52.853	

99 Azevedo-Vintém-cunha-Fernandes-Fernandes									Citroen C1										
lap	Sect-1	Speed	Sect-2	Speed	Sect-3	Speed	TopSpeed	laptime	pit	lap	Sect-1	Speed	Sect-2	Speed	Sect-3	Speed	Topspeed	laptime	pit
1	Pit Out	112.3	54.570	87.6	59.823			2:45.958		11	52.219	129.5	51.998	97.6	58.920		153.2	2:43.137	D
2	53.433	125.1	54.547	90.5	59.384		150.8	2:47.364		12	52.009	<u>129.7</u>	52.727	90.4	58.248		154.5	2:42.984	D
3	53.696	125.3	55.681	83.9	Pit In		151.5	2:58.294		13	52.230	128.3	52.121	87.2	Pit In		152.5	2:51.281	
4	Pit Out	125.3	53.941	87.6	59.091			4:31.761		14	Pit Out	69.6	58.198	90.0	1:03.618			5:33.326	
5	53.306	123.7	53.902	88.2	59.017		152.3	2:46.225		15	51.413	128.6	<u>51.617</u>	93.9	<u>57.392</u>		152.3	<u>2:40.422</u>	
6	53.100	124.0	53.507	92.0	Pit In		152.3	2:54.443		16	51.488	128.0	51.974	<u>99.1</u>	57.769		152.8	2:41.231	
7	Pit Out	123.7	54.778	73.5	1:00.834			4:31.186		17	<u>51.393</u>	128.7	51.832	93.4	57.566		154.7	2:40.791	
8	54.278	122.0	54.364	79.2	1:00.094		152.8	2:48.736		18	52.183	120.4	53.287	90.3	Pit In		<u>156.7</u>	2:52.202	
9	54.321	126.5	54.473	72.1	Pit In		151.7	2:57.417		19	Pit Out	91.8	1:05.909	46.6	Pit In				25:02.079
10	Pit Out	128.0	52.447	86.4	58.339			4:47.888		20									

111 Escarigo-Gomes-Pinto-Lopes-Gonçalves									Citroen C1										
lap	Sect-1	Speed	Sect-2	Speed	Sect-3	Speed	TopSpeed	laptime	pit	lap	Sect-1	Speed	Sect-2	Speed	Sect-3	Speed	Topspeed	laptime	pit
1	Pit Out	<u>129.7</u>	52.770	89.3	58.724			2:40.576		16	55.693	120.3	54.534	77.7	Pit In		150.6	3:00.735	
2	52.667	126.5	52.996	81.9	58.242		148.8	2:43.905		17	Pit Out	112.0	54.417	99.6	59.970			5:48.796	
3	53.845	128.1	53.345	91.6	58.621		153.2	2:45.811		18	53.513	124.3	53.003	99.2	59.031		154.3	2:45.547	
4	53.212	125.4	53.209	96.3	57.975		149.0	2:44.396		19	52.703	126.5	53.001	95.5	58.576		154.3	2:44.280	
5	52.952	126.6	55.179	94.9	Pit In		152.3	2:59.512		20	52.853	124.7	53.381	100.8	58.993		151.7	2:45.227	
6	Pit Out	120.5	54.047	82.4	58.790			9:12.612		21	53.343	125.3	53.108	96.4	58.525		148.6	2:44.976	
7	53.709	125.3	53.242	86.2	58.477		150.8	2:45.428		22	53.191	124.0	52.816	100.2	58.572		148.6	2:44.579	
8	52.832	126.9	52.933	90.6	58.674		149.8	2:44.439		23	52.744	124.4	52.615	<u>104.4</u>	58.830		149.6	2:44.189	
9	52.715	126.8	52.909	89.6	59.151		150.4	2:44.775		24	52.709	125.4	<u>52.607</u>	102.4	59.183		150.4	2:44.499	
10	52.664	126.5	54.096	85.0	59.049		<u>155.4</u>	2:45.809		25	52.927	124.9	53.491	98.7	58.475		151.3	2:44.893	
11	53.294	126.3	53.171	86.8	59.761		147.3	2:46.226		26	52.910	126.0	52.702	101.9	1:00.025		149.0	2:45.637	
12	<u>52.241</u>	126.6	52.930	93.3	58.656		154.1	2:43.827		27	52.700	125.7	52.943	94.7	<u>57.859</u>		148.4	<u>2:43.502</u>	
13	53.091	128.1	52.829	94.7	58.475		151.7	2:44.395		28	52.511	124.3	53.208	99.2	58.358		148.8	2:44.077	
14	52.907	126.0	53.057	93.0	58.014		150.4	2:43.978		29	52.419	125.3	53.113	99.0	58.508		148.4	2:44.040	
15	52.604	127.5	53.030	81.7	58.313		152.1	2:43.947		30									

126 Young-O'Reilly-Parkin-Marques									Citroen C1										
lap	Sect-1	Speed	Sect-2	Speed	Sect-3	Speed	TopSpeed	laptime	pit	lap	Sect-1	Speed	Sect-2	Speed	Sect-3	Speed	Topspeed	laptime	pit
1	Pit Out	117.4	54.112	75.2	59.043			2:42.489		15	51.732	120.7	52.613	91.5	58.932		155.2	2:43.277	
2	52.432	130.0	52.923	86.6	59.369		153.2	2:44.724		16	52.426	128.4	52.469	94.2	<u>57.724</u>		153.8	2:42.619	



24h C1 PORTIMÃO

Autodromo Internacional do Algarve

24h C1 PORTIMÃO

21 - 24 July 2022

Laps and Sector Times - Qualifying 2

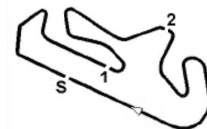
Autodromo Internacional Algarve - 4652 mtr.

3	<u>51.277</u>	<u>131.7</u>	52.482	99.6	59.639	156.5	2:43.398	17	52.450	120.0	53.374	90.5	58.558	155.6	2:44.382
4	51.391	130.8	57.186	93.5	1:00.045	<u>158.6</u>	2:48.622	18	52.146	128.4	53.169	96.8	57.978	151.7	2:43.293
5	51.455	126.9	<u>51.873</u>	99.2	58.058	154.9	<u>2:41.386</u>	19	51.873	128.1	52.694	97.0	Pit In	153.4	2:52.435
6	51.709	129.3	52.307	<u>99.7</u>	58.917	155.2	2:42.933	20	Pit Out	116.9	53.263	89.5	59.395		6:06.384
7	52.644	128.6	52.207	90.8	57.947	151.0	2:42.798	21	52.868	122.3	52.933	94.1	58.158	153.2	2:43.959
8	51.978	127.5	51.985	97.4	58.470	155.2	2:42.433	22	51.884	128.0	51.942	96.7	58.343	157.4	2:42.169
9	52.637	124.1	52.504	98.9	58.381	151.9	2:43.522	23	51.977	130.4	52.316	81.0	58.801	154.9	2:43.094
10	52.562	126.6	53.031	88.7	Pit In	152.5	2:50.092	24	52.172	129.7	52.569	91.1	58.312	154.1	2:43.053
11	Pit Out	119.9	53.190	88.7	58.889		4:19.391	25	52.820	128.1	53.218	88.6	58.014	154.3	2:44.052
12	52.336	127.8	52.906	91.0	58.383	152.1	2:43.625	26	52.053	127.4	52.137	87.4	57.732	154.3	2:41.922
13	53.570	124.6	52.337	92.0	58.373	152.8	2:44.280	27	58.855	100.3	59.852	83.5	Pit In	147.1	3:11.271
14	52.193	124.9	52.519	90.7	58.131	154.3	2:42.843	28							

271 Baert-Bijnens-de Vlaeminck-Peters									Citroen C1											
lap	Sect-1	Speed	Sect-2	Speed	Sect-3	Speed	TopSpeed	laptime	pit	lap	Sect-1	Speed	Sect-2	Speed	Sect-3	Speed	Topspeed	laptime	pit	
1	Pit Out	132.2	50.393	96.3	57.123			2:35.547		16	50.473	129.5	<u>50.013</u>	92.0	56.138		152.8	<u>2:36.624</u>		
2	52.326	131.4	50.480	90.7	57.006		149.6	2:39.812	17	50.502	127.5	51.245	94.2	Pit In			155.2	2:45.481		
3	50.763	131.7	51.739	91.4	57.029		153.2	2:39.531	18	Pit Out	128.4	51.761	101.5	57.166				4:24.044		
4	50.719	<u>132.8</u>	50.526	91.7	57.127		153.4	2:38.372	19	51.312	128.9	51.176	101.6	56.467		151.0	2:38.955			
5	51.204	129.5	50.539	98.5	56.233		152.3	2:37.976	20	50.823	128.7	50.475	<u>106.6</u>	56.764		153.2	2:38.062			
6	51.218	130.1	51.464	96.4	56.274		154.3	2:38.956	21	52.495	101.7	59.990	72.9	1:03.187		153.6	2:55.672			
7	50.728	132.0	50.541	94.9	56.237		153.6	2:37.506	22	50.943	122.6	51.103	101.8	57.366		152.8	2:39.412	D		
8	50.846	128.7	50.940	98.3	56.753		155.6	2:38.539	23	52.406	105.0	51.719	103.9	Pit In		153.2	2:45.801			
9	50.875	130.1	50.021	99.4	56.780		151.9	2:37.676	24	Pit Out	111.2	51.348	81.8	56.472		154.7	4:16.779			
10	51.159	128.9	50.225	102.1	Pit In		151.9	2:43.845	25	51.018	128.4	50.743	84.6	56.134		153.4	2:37.895	D		
11	Pit Out	128.7	50.638	89.9	1:00.350			5:07.400	26	50.748	129.7	51.416	90.7	56.125		154.7	2:38.289			
12	<u>50.178</u>	130.3	50.486	87.9	<u>55.889</u>		153.4	2:36.553	D	27	50.543	130.3	53.133	85.5	56.243		<u>156.3</u>	2:39.919		
13	50.784	130.4	50.956	86.1	56.468		152.5	2:38.208	28	53.033	127.8	50.808	84.6	56.557		154.9	2:40.398			
14	50.892	129.3	50.618	92.4	56.063		151.5	2:37.573	29	51.061	129.0	50.737	81.4	56.449		151.5	2:38.247			
15	50.782	129.2	50.260	92.8	56.117		151.9	2:37.159	30	51.241	128.4	51.040	81.4	Pit In		150.6	2:48.345			

276 Foldersi-de Groot-Ronzani-Cornelis									Citroen C1											
lap	Sect-1	Speed	Sect-2	Speed	Sect-3	Speed	TopSpeed	laptime	pit	lap	Sect-1	Speed	Sect-2	Speed	Sect-3	Speed	Topspeed	laptime	pit	
1	Pit Out	125.9	50.685	94.3	Pit In			2:42.332		15	50.820	127.7	50.357	93.6	56.330		156.7	2:37.507		
2	Pit Out	128.9	50.956	96.5	Pit In			3:24.623		16	50.907	127.4	51.001	83.8	56.134		151.5	2:38.042		
3	Pit Out	126.2	50.175	96.3	55.863			3:21.741		17	50.917	127.8	50.590	87.6	Pit In		151.5	2:42.257		
4	50.425	<u>131.1</u>	50.704	94.4	55.669		153.0	2:36.798	18	Pit Out	125.9	50.867	96.9	55.791			4:45.423			
5	50.330	130.1	50.287	92.1	<u>55.448</u>		152.5	2:36.065	19	50.563	124.9	50.844	97.2	57.097		155.4	2:38.504			
6	51.212	127.8	50.177	93.0	55.583		<u>159.5</u>	2:36.972	20	52.240	121.6	52.819	92.9	56.386		155.4	2:41.445			
7	<u>50.290</u>	129.0	<u>49.982</u>	98.2	55.754		153.0	<u>2:36.026</u>	21	50.796	126.2	50.511	98.8	55.975		153.4	2:37.282			
8	50.552	128.9	50.914	87.6	Pit In		153.6	2:41.659	22	50.483	129.0	50.603	98.9	56.044		154.7	2:37.130			
9	Pit Out	124.3	52.381	85.6	57.198		140.4	4:00.860	23	51.211	127.2	51.241	92.3	Pit In		151.9	2:46.328			
10	51.582	126.3	51.135	85.8	56.131		151.0	2:38.848	24	Pit Out	124.0	50.638	95.1	55.983			8:36.688			
11	50.966	127.7	50.703	85.4	55.943		151.3	2:37.612	25	50.812	123.9	51.865	97.2	56.028		154.3	2:38.705			
12	51.004	129.3	50.385	91.8	56.182		151.3	2:37.571	26	50.768	128.9	50.235	99.1	56.343		152.8	2:37.346			
13	50.984	129.5	50.648	89.5	55.800		150.2	2:37.432	27	51.215	129.7	50.319	<u>100.3</u>	56.455		151.0	2:37.989			
14	50.617	129.0	51.525	89.0	55.838		151.3	2:37.980	28	51.585	128.3	50.391	97.9	Pit In		153.4	2:45.430			

321 Soares-Pereira-Brandão-Amaral-Neto-Côrte-Real									Citroen C1											
lap	Sect-1	Speed	Sect-2	Speed	Sect-3	Speed	TopSpeed	laptime	pit	lap	Sect-1	Speed	Sect-2	Speed	Sect-3	Speed	Topspeed	laptime	pit	
1	Pit Out	105.7	56.387	84.0	1:02.169			2:53.498		16	53.264	124.0	52.694	82.4	58.715		150.8	2:44.673		
2	55.135	107.1	55.354	75.9	59.891		137.2	2:50.380	17	52.826	125.1	53.159	84.0	58.303		150.2	<u>2:44.288</u>			
3	52.817	120.4	53.890	83.5	1:02.645		151.9	2:49.352	18	52.455	125.9	54.181	85.4	<u>57.961</u>		152.5	2:45.597			
4	52.861	117.3	53.914	82.9	1:00.246		153.4	2:47.021	19	<u>52.448</u>	115.9	56.094	88.9	58.922		155.4	2:47.464			
5	53.815	126.0	53.527	82.8	59.454		149.2	2:46.796	20	53.131	124.0	53.155	83.0	58.055		150.0	2:44.341			
6	53.538	124.7	53.319	74.2	59.930		148.8	2:46.787	21	52.786	123.7	53.333	94.3	Pit In		150.8	2:58.362			
7	52.774	126.9	<u>52.457</u>	86.5	59.581		151.3	2:44.812	22	Pit Out	117.3	53.611	88.5	1:00.108			4:46.376			
8	52.462	119.7	53.387	88.8	59.092		149.2	2:44.941	23	53.892	124.6	52.783	<u>94.6</u>	59.043		150.6	2:45.718			
9	52.699	124.0	52.895	84.8	59.095		150.2	2:44.689	24	53.241	126.9	52.969	87.5	58.816		151.7	2:45.026			
10	52.625	116.1	53.891	88.8	Pit In		152.8	2:56.757	25	52.839	125.9	52.810	83.9	58.828		<u>155.6</u>	2:44.477			
11	Pit Out	97.0	56.009	78.8	1:00.781			5:17.545	26	53.056	122.7	56.618	76.9	58.891		153.0	2:48.565			
12	55.320	108.4	53.686	84.6	59.712		138.5	2:48.718	27	53.049	105.8	53.976	84.4	58.946		155.2	2:45.971			
13	53.972	118.4	52.846	88.2	58.514		145.0	2:45.332	28	52.955	<u>127.2</u>	53.146	78.7	58.677		150.4	2:44.778			
14	52.699	123.1	52.791	86.1	58.928		149.0	2:44.418	29	52.985	125.7	53.247	83.7	58.418		150.8	2:44.650			
15	52.771	122.0	54.481	88.3	58.660		152.3	2:45.912	30	52.983	125.4	52.936	85.9	58.574		150.2	2:44.493			



24h C1 PORTIMÃO

Autodromo Internacional do Algarve

24h C1 PORTIMÃO

21 - 24 July 2022

Laps and Sector Times - Qualifying 2

Autodromo Internacional Algarve - 4652 mtr.

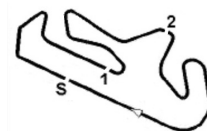
330 Passanha-Antunes-Gaivão-Baptista									Citroen C1										
lap	Sect-1	Speed	Sect-2	Speed	Sect-3	Speed	TopSpeed	laptime	pit	lap	Sect-1	Speed	Sect-2	Speed	Sect-3	Speed	Topspeed	laptime	pit
1	Pit Out	<u>130.3</u>	52.268	91.4	58.679			2:40.212		12	51.873	128.3	52.036	91.8	57.671		154.9	2:41.580	
2		52.283	130.0	51.997	82.9	58.180	151.5	2:42.460		13	51.348	130.0	51.959	93.2	57.385		153.2	2:40.692	
3		52.032	129.2	52.057	85.6	57.853	151.0	2:41.942		14	51.983	127.1	53.187	83.9	Pit In		150.8	2:58.209	
4		51.749	129.5	52.252	92.9	57.880	152.8	2:41.881		15	Pit Out	126.8	51.785	86.3	57.992			15:56.148	
5		54.092	115.4	1:07.533	66.5	59.762	152.1	3:01.387		16	51.239	128.9	51.515	93.8	57.481		153.6	2:40.235	
6		51.917	128.9	51.923	90.3	57.588	154.1	2:41.428		17	51.502	127.4	<u>51.455</u>	90.9	57.375		152.5	2:40.332	
7		51.867	128.6	51.788	<u>101.6</u>	58.655	154.1	2:42.310		18	51.722	127.7	51.569	90.7	57.413		153.2	2:40.704	
8		51.754	128.4	52.052	85.0	57.747	153.4	2:41.553		19	51.285	127.7	51.667	87.5	<u>57.184</u>		154.9	2:40.136	
9		52.114	128.7	52.086	84.3	57.835	151.3	2:42.035		20	58.822	94.2	1:03.841	79.5	59.180		156.5	3:01.843	
10		52.133	129.3	52.549	88.3	Pit In	152.5	2:50.437		21	<u>51.159</u>	128.4	51.489	92.2	57.326		<u>157.9</u>	<u>2:39.974</u>	
11	Pit Out	127.4	51.850	92.1	58.211			12:27.074		22	55.114	97.9	53.646	89.3	Pit In		150.4	3:03.474	

345 Alstadter-Port-Owens-Cannings-Harwood-Macleod									Citroen C1										
lap	Sect-1	Speed	Sect-2	Speed	Sect-3	Speed	TopSpeed	laptime	pit	lap	Sect-1	Speed	Sect-2	Speed	Sect-3	Speed	Topspeed	laptime	pit
1	Pit Out	113.3	55.264	90.9	59.561			2:44.604		9	51.797	128.4	51.812	93.3	57.936		152.1	<u>2:41.545</u>	
2		53.510	116.9	53.042	96.8	59.499	140.8	2:46.051		10	51.992	127.7	52.278	86.9	58.210		153.6	2:42.480	
3		52.167	124.9	53.343	102.0	59.076	153.4	2:44.586		11	<u>51.163</u>	126.6	52.127	89.8	Pit In		155.2	2:49.734	
4		51.926	124.4	53.093	90.8	58.085	153.0	2:43.104		12	Pit Out	123.9	54.320	103.1	59.704			5:06.407	
5		52.752	126.9	52.338	88.2	<u>57.829</u>	<u>158.1</u>	2:42.919		13	52.588	126.8	52.789	<u>114.5</u>	59.192		150.6	2:44.569	
6		52.280	123.9	52.176	94.3	58.345	154.1	2:42.801		14	52.030	129.5	<u>51.753</u>	102.6	58.938		147.3	2:42.721 D	
7		51.831	123.3	52.319	92.8	58.125	153.8	2:42.275		15	52.041	<u>130.0</u>	52.398	110.0	Pit In		154.3	3:37.034	
8		51.437	127.1	52.240	100.4	58.609	153.2	2:42.286		16									

346 Little-Little-Ratcliff-Finn									Citroen C1										
lap	Sect-1	Speed	Sect-2	Speed	Sect-3	Speed	TopSpeed	laptime	pit	lap	Sect-1	Speed	Sect-2	Speed	Sect-3	Speed	Topspeed	laptime	pit
1	Pit Out	124.7	53.432	75.2	58.596			2:39.856		17	51.319	129.5	51.163	100.5	57.340		154.7	2:39.822	
2		52.486	117.1	53.927	75.4	58.318	154.7	2:44.731		18	51.031	130.3	52.260	98.0	57.271		153.4	2:40.562	
3		52.583	129.5	54.313	76.6	58.202	154.3	2:45.098		19	51.320	<u>130.9</u>	51.431	104.1	Pit In		154.7	2:45.197	
4		52.183	129.8	52.517	87.5	59.086	156.7	2:43.786		20	Pit Out	126.3	51.340	99.5	57.624			4:19.766	
5		52.723	129.2	53.274	80.2	57.770	151.5	2:43.767		21	51.123	129.0	50.914	106.7	57.325		155.6	2:39.362	
6		52.018	128.9	52.114	87.4	57.794	<u>158.8</u>	2:41.926		22	50.955	128.3	51.249	98.3	57.586		156.5	2:39.790	
7		52.240	129.7	51.872	93.6	58.472	155.4	2:42.584		23	52.297	127.4	51.385		57.598		156.3	2:41.280	
8		52.131	128.6	52.425	99.8	58.771	154.3	2:43.327		24	51.104	129.2	54.618	98.3	Pit In		156.5	2:48.792	
9		52.174	128.3	52.162	91.1	58.236	153.6	2:42.572		25	Pit Out	123.0	51.273	108.2	57.438			3:53.564	
10		51.974	128.9	51.918	88.0	57.962	153.6	2:41.854		26	50.681	127.8	51.507	100.7	57.369		158.4	2:39.557	
11		52.032	128.6	51.862	91.9	57.964	153.6	2:41.858		27	51.187	129.3	51.084	110.9	57.435		156.7	2:39.706	
12		51.820	128.6	51.633	94.3	Pit In	155.2	2:52.155		28	51.050	130.0	<u>50.595</u>	<u>120.7</u>	58.903		155.8	2:40.548	
13	Pit Out	128.4	51.637	108.0	58.180			4:30.130		29	<u>50.510</u>	130.6	50.991	103.3	<u>57.162</u>		155.4	<u>2:38.663</u>	
14		50.979	129.2	51.370	97.9	57.833	155.8	2:40.182 D		30	50.937	130.6	52.061	97.4	57.167		156.3	2:40.165	
15		51.502	128.9	51.876	103.3	58.993	153.8	2:42.371 D		31	50.767	129.0	53.261	89.0	58.751		155.4	2:42.779	
16		50.914	129.5	52.133	86.6	57.280	155.6	2:40.327		32									

352 Fernandes-Inácio-Sepúlveda-Aguiar-Viegas									Citroen C1										
lap	Sect-1	Speed	Sect-2	Speed	Sect-3	Speed	TopSpeed	laptime	pit	lap	Sect-1	Speed	Sect-2	Speed	Sect-3	Speed	Topspeed	laptime	pit
1	Pit Out	121.9	53.703	88.7	1:00.003			2:43.289		5	52.293	128.4	52.413	<u>99.5</u>	<u>58.399</u>		153.4	2:43.105	
2		52.928	127.7	52.738	92.8	58.830	152.8	2:44.496		6	52.186	127.5	<u>52.012</u>	98.3	58.725		152.8	2:42.923	
3		<u>52.070</u>	<u>129.0</u>	52.326	96.0	58.506	<u>157.2</u>	<u>2:42.902</u>		7	52.153	126.2	1:00.536	83.9	Pit In		153.0	3:07.285	
4		52.766	127.8	52.611	90.4	58.549	153.0	2:43.926		8									

353 Kilgarriff-Redmond-Gallagher									Citroen C1										
lap	Sect-1	Speed	Sect-2	Speed	Sect-3	Speed	TopSpeed	laptime	pit	lap	Sect-1	Speed	Sect-2	Speed	Sect-3	Speed	Topspeed	laptime	pit
1	Pit Out	<u>127.7</u>	<u>52.817</u>	<u>112.4</u>	<u>58.945</u>			2:41.704		16	59.617	117.9	56.733	77.8	1:01.761		147.7	2:58.111	
2		54.698	127.2	53.415	108.9	59.638	151.0	2:47.751		17	55.176	122.6	54.958	99.2	1:01.505		149.4	2:51.639	
3		53.297	126.9	53.450	108.8	59.772	150.8	2:46.519		18	54.989	123.7	55.663	101.4	1:02.437		151.3	2:53.089	
4		53.573	125.9	55.342	98.3	Pit In	150.0	2:57.092		19	1:04.263	93.9	58.733	83.5	1:02.017		149.0	3:05.013	
5	Pit Out	102.4	56.138	96.9	1:03.161			4:56.271		20	55.594	123.3	55.162	98.5	1:03.035		150.4	2:53.791	
6		54.662	112.6	54.858	100.6	1:01.137	152.3	2:50.657		21	58.131	113.1	55.545	94.8	1:01.940		151.7	2:55.616	
7		54.456	118.6	53.782	104.2	59.471	151.7	2:47.709		22	54.905	123.9	55.989	89.0	1:01.123		151.0	2:52.017	
8		53.049	121.3	53.650	109.4	59.769	151.7	2:46.468		23	55.864	118.2	56.788	87.9	1:00.913		151.0	2:53.565	
9		53.708	124.0	53.926	98.2	1:00.088	151.5	2:47.722		24	54.887	120.5	55.257	103.3	1:01.376		152.5	2:51.520	
10		52.992	126.6	53.168	103.6	59.500	149.8	<u>2:45.660</u>		25	58.020	117.8	55.336	99.0	1:02.886		150.8	2:56.242	
11		<u>52.952</u>	126.3	53.323	103.3	Pit In	<u>152.8</u>	2:55.097		26	55.189	120.3	55.448	99.2	1:01.849		152.3	2:52.486	
12	Pit Out	118.2	56.929	86.6	1:02.951			6:10.724		27	55.421	122.2	55.369	87.3	1:01.170		149.0	2:51.960	
13		57																	



24h C1 PORTIMÃO

Autodromo Internacional do Algarve

24h C1 PORTIMÃO

21 - 24 July 2022

Laps and Sector Times - Qualifying 2

Autodromo Internacional Algarve - 4652 mtr.

15	1:00.115	109.5	59.977	84.6	1:03.613	151.7	3:03.705	30			
----	----------	-------	--------	------	----------	-------	----------	----	--	--	--

355 Proctor-Ferady-Page-Taylor-Carter-Finn-Vermeeren										Citroen C1									
lap	Sect-1	Speed	Sect-2	Speed	Sect-3	Speed	TopSpeed	laptime	pit	lap	Sect-1	Speed	Sect-2	Speed	Sect-3	Speed	Topspeed	laptime	pit
1	Pit Out	111.5	58.213	76.6	1:00.988			2:49.827		15	52.828	125.3	52.769	86.7	59.044		148.1	2:44.641	
2		56.176	120.9	55.398	87.3	1:02.665	147.7	2:54.239		16	52.888	124.1	53.444	91.5	58.721		148.4	2:45.053	
3		54.353	123.7	54.074	90.0	59.323	151.0	2:47.750		17	52.942	127.2	53.483	81.3	Pit In		148.4	2:53.635	
4		53.601	124.7	55.213	89.1	1:00.056	150.6	2:48.870		18	Pit Out	107.7						9:02.273	
5		55.795	117.9	55.026	92.1	59.738	149.0	2:50.559		19	58.754	115.4	58.085	93.3	1:00.603		148.6	2:57.442	
6		53.408	<u>127.8</u>	54.112	85.0	1:00.078	<u>152.3</u>	2:47.598		20	55.619	120.7	57.277	92.4	58.852		149.6	2:51.748	
7		53.630	126.6	53.706	96.5	59.447	149.2	2:46.783		21	53.979	124.3	57.255	90.8	59.124		149.6	2:50.358	
8		53.005	126.9	54.023	87.4	1:00.949	149.2	2:47.977		22	53.163	122.9	53.906	99.4	59.048		150.2	2:46.117	
9		54.980	125.9	54.268	79.8	59.175	149.6	2:48.423		23	56.209	96.7	59.990	84.8	1:01.204		151.3	2:57.403	
10		52.613	126.5	53.113	100.7	Pit In	149.2	2:52.451		24	52.997	125.7	54.026	92.9	59.036		151.3	2:46.059	
11	Pit Out	125.0	55.075	83.8	59.723			4:42.782		25	52.808	126.9	53.627	92.5	58.429		151.3	2:44.864	
12		53.198	125.6	53.297	99.3	59.549	149.2	2:46.044		26	56.990	81.7	1:01.653	85.4	1:04.587		150.0	3:03.230	
13		53.301	125.1	53.028	<u>107.1</u>	59.684	147.7	2:46.013		27	53.029	126.6	54.371	91.3	58.190		151.0	2:45.590	
14		<u>52.609</u>	124.9	<u>52.704</u>	94.2	59.018	147.9	<u>2:44.331</u>		28	52.905	126.0	53.670	90.4	<u>58.061</u>		150.4	2:44.636	

565 Mentjox-Wolf-Bergman-Molkenboer										Citroen C1									
lap	Sect-1	Speed	Sect-2	Speed	Sect-3	Speed	TopSpeed	laptime	pit	lap	Sect-1	Speed	Sect-2	Speed	Sect-3	Speed	Topspeed	laptime	pit
1	Pit Out	124.3	51.833	91.4	56.729			2:37.649		13	51.782	128.3	51.381	109.4	Pit In		153.6	2:47.077	
2		50.789	<u>132.4</u>	51.366	94.2	56.924	151.9	2:39.079		14	Pit Out	120.7	56.338	80.1	58.054			6:24.961	
3		<u>50.080</u>	131.9	51.042	87.3	55.970	155.6	<u>2:37.092</u>		15	52.118	120.8	52.459	77.0	57.459		157.4	2:42.036	
4		50.695	129.8	50.535	91.0	Pit In	158.8	2:43.383		16	53.318	129.2	52.656	73.3	Pit In		157.2	2:50.166	
5	Pit Out	128.1	51.484	96.5	56.560			4:46.920		17	Pit Out	93.6	55.717	70.1	59.496			10:05.826	
6		50.864	129.3	<u>50.464</u>	99.4	56.913	154.7	2:38.241		18	52.978	126.8	52.387	71.9	56.588		154.1	2:41.953	
7		50.608	130.0	50.938	90.0	56.287	154.7	2:37.833		19	53.003	125.1	51.613	82.1	56.394		159.3	2:41.010	
8		50.658	129.2	50.712	93.5	56.158	154.5	2:37.528		20	51.868	129.8	51.288	73.6	Pit In		<u>161.2</u>	2:50.401	
9		52.745	128.6	51.285	96.3	Pit In	156.7	2:46.781		21	Pit Out	129.0	51.363	75.6	56.349			3:04.328	
10	Pit Out	127.8	51.581	102.9	57.087			5:17.253		22	51.117	130.1	51.345	82.2	<u>55.788</u>		160.2	2:38.250	
11		50.965	128.7	51.142	104.3	57.163	156.3	2:39.270		23	51.248	116.1	55.314	84.8	Pit In		160.7	2:50.592	
12		51.031	129.2	50.644	<u>109.5</u>	57.201	154.5	2:38.876		24									

997 Manahu-Castro-Correia-Domingos Correia-Gaspar										Citroen C1									
lap	Sect-1	Speed	Sect-2	Speed	Sect-3	Speed	TopSpeed	laptime	pit	lap	Sect-1	Speed	Sect-2	Speed	Sect-3	Speed	Topspeed	laptime	pit
1	Pit Out	129.8	52.606	84.1	<u>57.266</u>			2:38.435		14	57.007	126.6	52.453	95.6	57.638		156.5	2:47.098	D
2		52.161	<u>132.2</u>	51.741	96.1	57.885	157.7	2:41.787		15	52.781	125.3	52.389	96.5	57.796		153.8	2:42.966	
3		52.382	127.7	52.749	86.1	57.353	155.6	2:42.484		16	51.980	128.4	52.158	95.5	57.814		153.4	2:41.952	
4		51.368	130.4	51.817	94.8	57.859	154.9	2:41.044		17	51.703	128.1	51.852	98.5	57.471		153.6	<u>2:41.026</u>	
5		52.220	129.5	51.859	96.9	57.637	151.3	2:41.716		18	51.396	127.8	52.154	91.4	57.632		154.5	2:41.182	
6		51.724	128.7	52.450	91.0	57.382	155.4	2:41.556		19	51.783	128.4	51.705	94.1	Pit In		155.8	2:48.142	
7		<u>51.131</u>	128.6	51.475	<u>102.4</u>	Pit In	155.4	2:47.955		20	Pit Out	116.3	53.685	80.9	59.189			5:04.897	
8	Pit Out	125.1	52.742	82.9	58.077			4:46.167		21	52.792	126.9	51.862	91.4	58.880		152.5	2:43.534	
9		53.807	120.4	52.982	82.1	57.596	153.6	2:44.385		22	51.296	128.1	52.219	83.7	57.741		<u>159.5</u>	2:41.256	
10		52.245	124.3	52.757	85.8	58.426	156.1	2:43.428		23	52.125	127.7	<u>51.418</u>	90.1	58.030		154.7	2:41.573	
11		52.538	124.9	52.645	84.8	Pit In	154.1	3:18.455		24	51.891	128.7	52.079	85.9	58.447		154.9	2:42.417	
12	Pit Out	116.9	53.928	88.4	58.998			11:22.668		25	1:00.358	91.1	59.812	88.7	Pit In		120.4	3:09.884	
13		53.352	111.9	52.281	94.7	57.869	153.6	2:43.502		26									