
RADICAL

Autódromo Internacional do Algarve

Race Group

4 - 5 December 2021

Laps and Sector Times - Qualifying

Autodromo Internacional Algarve - 4652 mtr.

| 2 Daryl de Leon(GB) | | | | | | | | | | SR1 GEN 2 | | | | | | | | | |
|---------------------|---------------|--------------|---------------|--------------|--------|-------|--------------|----------|-----|-----------|---------|-------|--------|-------|---------------|-------|----------|-----------------|-----|
| lap | Sect-1 | Speed | Sect-2 | Speed | Sect-3 | Speed | TopSpeed | laptime | pit | lap | Sect-1 | Speed | Sect-2 | Speed | Sect-3 | Speed | Topspeed | laptime | pit |
| 1 | Pit Out | 162.4 | 38.053 | 90.4 | 42.765 | | | 1:57.404 | | 7 | 36.521 | 176.5 | 36.248 | 107.0 | 42.314 | | 216.4 | 1:55.083 | |
| 2 | 36.416 | 173.9 | 36.683 | 105.3 | 42.376 | | 213.9 | 1:55.475 | | 8 | 36.210 | 176.2 | 36.268 | 101.2 | 42.076 | | 213.4 | 1:54.554 | |
| 3 | 36.358 | 175.6 | 36.293 | 99.6 | 42.096 | | 214.3 | 1:54.747 | | 9 | 36.229 | 175.9 | 36.283 | 103.9 | Pit In | | 216.0 | 2:02.420 | |
| 4 | 36.272 | 175.6 | 36.391 | 106.2 | 42.514 | | <u>219.1</u> | 1:55.177 | | 10 | Pit Out | 179.4 | 41.951 | 107.7 | 42.352 | | | 3:21.381 | |
| 5 | 36.386 | 161.2 | 36.631 | 102.5 | 42.098 | | 216.9 | 1:55.115 | | 11 | 36.223 | 176.5 | 36.031 | 106.8 | <u>41.917</u> | | 216.4 | <u>1:54.171</u> | |
| 6 | <u>36.072</u> | <u>181.2</u> | <u>35.992</u> | <u>111.3</u> | 42.291 | | 214.7 | 1:54.355 | | 12 | | | | | | | | | |

| 4 Ben Stone(GB) | | | | | | | | | | SR1 GEN 2 | | | | | | | | | |
|-----------------|---------------|-------|---------------|--------------|---------------|-------|----------|-----------------|-----|-----------|---------|--------------|--------|-------|--------|-------|--------------|----------|-----|
| lap | Sect-1 | Speed | Sect-2 | Speed | Sect-3 | Speed | TopSpeed | laptime | pit | lap | Sect-1 | Speed | Sect-2 | Speed | Sect-3 | Speed | Topspeed | laptime | pit |
| 1 | Pit Out | 133.7 | 38.062 | 117.5 | 45.448 | | | 2:02.617 | | 7 | 35.814 | <u>177.3</u> | 35.875 | 122.9 | 41.967 | | 216.9 | 1:53.656 | |
| 2 | 36.379 | 175.9 | 36.896 | 113.7 | 42.576 | | 215.1 | 1:55.851 | | 8 | 36.285 | <u>177.3</u> | 36.177 | 124.3 | Pit In | | 216.4 | 2:00.673 | |
| 3 | 35.955 | 173.6 | 35.834 | 122.0 | 41.961 | | 217.3 | 1:53.750 | | 9 | Pit Out | 172.5 | 36.147 | 124.0 | 42.295 | | | 3:43.171 | |
| 4 | <u>35.740</u> | 170.3 | <u>35.740</u> | <u>125.6</u> | 42.053 | | 218.6 | <u>1:53.533</u> | | 10 | 36.099 | 171.4 | 35.770 | 125.0 | 41.780 | | <u>219.5</u> | 1:53.649 | |
| 5 | 38.283 | 148.6 | 37.186 | 124.3 | 41.939 | | 217.7 | 1:57.408 | | 11 | 36.210 | 169.5 | 35.919 | 121.8 | 41.892 | | 218.2 | 1:54.021 | |
| 6 | 36.001 | 168.0 | 36.135 | 125.0 | <u>41.716</u> | | 216.9 | 1:53.852 | | 12 | 36.004 | 172.2 | 36.128 | 119.2 | 42.500 | | 216.0 | 1:54.632 | |

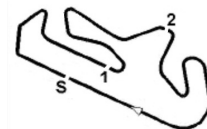
| 7 Frazer McFadden(GB) | | | | | | | | | | SR1 GEN 2 | | | | | | | | | |
|-----------------------|---------------|-------|---------------|-------|---------------|-------|--------------|-----------------|-----|-----------|---------|--------------|--------|--------------|--------|-------|----------|----------|-----|
| lap | Sect-1 | Speed | Sect-2 | Speed | Sect-3 | Speed | TopSpeed | laptime | pit | lap | Sect-1 | Speed | Sect-2 | Speed | Sect-3 | Speed | Topspeed | laptime | pit |
| 1 | Pit Out | 111.6 | 41.182 | 105.1 | 45.766 | | | 2:08.062 | | 7 | Pit Out | 131.9 | 36.607 | 114.4 | 43.706 | | | 4:43.259 | |
| 2 | 37.910 | 155.8 | 36.693 | 114.9 | 41.929 | | 215.1 | 1:56.532 | | 8 | 35.899 | 158.1 | 36.037 | <u>119.7</u> | 41.800 | | 217.3 | 1:53.736 | |
| 3 | 35.959 | 155.4 | 35.901 | 115.6 | <u>41.449</u> | | 218.6 | 1:53.309 | | 9 | 36.000 | 162.9 | 38.687 | 114.0 | 42.564 | | 217.7 | 1:57.251 | |
| 4 | <u>35.738</u> | 159.8 | <u>35.876</u> | 106.9 | 41.579 | | 217.7 | <u>1:53.193</u> | | 10 | 37.730 | 165.1 | 36.469 | 111.7 | 42.545 | | 178.8 | 1:56.744 | |
| 5 | 35.738 | 161.4 | 35.959 | 105.9 | 42.050 | | <u>219.5</u> | 1:53.747 | | 11 | 36.579 | 152.3 | 37.263 | 98.8 | 43.331 | | 217.7 | 1:57.173 | |
| 6 | 35.849 | 163.9 | 36.428 | 113.0 | Pit In | | 217.3 | 2:01.877 | | 12 | 35.978 | <u>168.2</u> | 36.142 | 114.0 | Pit In | | 218.2 | 2:01.899 | |

| 9 Chirs Preen(GB) | | | | | | | | | | SR3 XX | | | | | | | | | |
|-------------------|---------|-------|--------|--------------|--------|-------|----------|----------|-----|--------|---------------|--------------|---------------|-------|---------------|-------|--------------|-----------------|-----|
| lap | Sect-1 | Speed | Sect-2 | Speed | Sect-3 | Speed | TopSpeed | laptime | pit | lap | Sect-1 | Speed | Sect-2 | Speed | Sect-3 | Speed | Topspeed | laptime | pit |
| 1 | Pit Out | 123.9 | 44.543 | 100.7 | 47.646 | | | 2:14.971 | | 8 | 34.364 | <u>196.7</u> | 34.143 | 132.5 | 39.366 | | 220.9 | 1:47.873 | |
| 2 | 40.346 | 132.8 | 39.950 | 92.7 | 43.857 | | 216.4 | 2:04.153 | | 9 | <u>34.197</u> | 196.0 | <u>33.986</u> | 135.3 | 39.388 | | 220.4 | 1:47.571 | |
| 3 | 36.405 | 172.8 | 37.079 | 122.0 | 40.241 | | 216.0 | 1:53.725 | | 10 | 35.732 | 127.1 | 45.009 | 97.5 | 49.045 | | 221.8 | 2:09.786 | |
| 4 | 34.727 | 174.8 | 35.310 | 123.1 | 41.793 | | 221.8 | 1:51.830 | | 11 | 34.410 | 172.5 | 37.477 | 93.8 | 42.897 | | 222.2 | 1:54.784 | |
| 5 | 37.757 | 168.5 | 36.772 | 129.0 | 41.036 | | 221.3 | 1:55.565 | | 12 | 34.229 | 181.8 | 34.124 | 133.7 | <u>39.197</u> | | <u>222.7</u> | <u>1:47.550</u> | |
| 6 | 34.359 | 188.2 | 34.381 | 131.2 | 39.560 | | 222.2 | 1:48.300 | | 13 | 34.385 | 180.6 | 40.031 | 117.0 | 40.523 | | 220.9 | 1:54.939 | |
| 7 | 34.624 | 183.1 | 34.054 | <u>137.1</u> | 39.498 | | 221.8 | 1:48.176 | | 14 | | | | | | | | | |

| 10 Philip Andriescu(ES) | | | | | | | | | | SR3 RSX | | | | | | | | | |
|-------------------------|---------|-------|--------|--------------|--------|-------|--------------|----------|-----|---------|---------------|--------------|---------------|-------|---------------|-------|----------|-----------------|-----|
| lap | Sect-1 | Speed | Sect-2 | Speed | Sect-3 | Speed | TopSpeed | laptime | pit | lap | Sect-1 | Speed | Sect-2 | Speed | Sect-3 | Speed | Topspeed | laptime | pit |
| 1 | Pit Out | 110.0 | 43.601 | 103.4 | 49.855 | | | 2:18.350 | | 7 | Pit Out | 179.1 | 35.024 | 114.2 | 39.836 | | | 3:51.741 | |
| 2 | 40.479 | 156.7 | 40.540 | 101.7 | 40.937 | | 180.6 | 2:01.956 | | 8 | 34.438 | 186.9 | 34.619 | 109.3 | <u>39.286</u> | | 223.6 | <u>1:48.343</u> | |
| 3 | 34.915 | 170.9 | 35.114 | 111.8 | 39.493 | | 225.5 | 1:49.522 | | 9 | 34.301 | <u>195.7</u> | <u>34.275</u> | 120.5 | 40.111 | | 223.1 | 1:48.687 | |
| 4 | 34.684 | 165.6 | 34.821 | 115.5 | 39.790 | | 225.9 | 1:49.295 | | 10 | <u>34.198</u> | 182.4 | 39.057 | 89.9 | Pit In | | 225.5 | 2:08.584 | |
| 5 | 34.368 | 171.7 | 34.516 | <u>126.6</u> | 39.868 | | <u>226.9</u> | 1:48.752 | | 11 | Pit Out | 165.4 | 36.137 | 107.4 | 40.149 | | | 3:41.360 | |
| 6 | 37.540 | 155.6 | 36.203 | 117.5 | Pit In | | 225.5 | 2:01.304 | | 12 | | | | | | | | | |

| 16 Borlovan-Vajda(ES) | | | | | | | | | | SR3 RSX | | | | | | | | | |
|-----------------------|---------|-------|--------|-------|--------|-------|----------|----------|-----|---------|---------------|--------------|---------------|-------|---------------|-------|----------|-----------------|-----|
| lap | Sect-1 | Speed | Sect-2 | Speed | Sect-3 | Speed | TopSpeed | laptime | pit | lap | Sect-1 | Speed | Sect-2 | Speed | Sect-3 | Speed | Topspeed | laptime | pit |
| 1 | Pit Out | 139.5 | 37.024 | 110.2 | 45.028 | | | 2:02.007 | | 6 | 34.401 | 179.7 | 34.191 | 119.2 | <u>39.198</u> | | 222.7 | <u>1:47.790</u> | |
| 2 | 35.167 | 173.9 | 34.994 | 111.2 | 39.555 | | 222.7 | 1:49.716 | | 7 | <u>34.210</u> | <u>189.1</u> | <u>34.133</u> | 126.3 | Pit In | | 223.1 | 1:58.929 | |
| 3 | 34.337 | 184.6 | 34.433 | 116.8 | 39.225 | | 222.2 | 1:47.995 | | 8 | Pit Out | 155.2 | 38.106 | 114.2 | 45.312 | | | 3:58.426 | |
| 4 | 35.239 | 179.4 | 34.709 | 125.3 | 39.249 | | 221.8 | 1:49.197 | | 9 | 34.243 | 175.3 | 36.100 | 124.4 | Pit In | | 224.1 | 1:59.656 | |
| 5 | 34.267 | 183.7 | 34.217 | 121.3 | 39.663 | | 223.1 | 1:48.147 | | 10 | Pit Out | 175.3 | 37.447 | 119.3 | 42.252 | | | 2:51.390 | |

| 18 Mark Williams(GB) | | | | | | | | | | SR3 XX | | | | | | | | | |
|----------------------|---------|-------|--------|-------|--------|-------|----------|----------|-----|--------|---------------|--------------|---------------|--------------|---------------|-------|----------|-----------------|-----|
| lap | Sect-1 | Speed | Sect-2 | Speed | Sect-3 | Speed | TopSpeed | laptime | pit | lap | Sect-1 | Speed | Sect-2 | Speed | Sect-3 | Speed | Topspeed | laptime | pit |
| 1 | Pit Out | 112.6 | 43.326 | 94.6 | 44.315 | | | 2:13.892 | | 7 | 34.823 | 176.5 | 34.954 | 118.7 | 39.790 | | 220.9 | 1:49.567 | |
| 2 | 36.446 | 154.1 | 36.136 | 120.8 | 40.477 | | 218.6 | 1:53.059 | | 8 | 34.644 | 182.1 | 34.899 | 117.8 | 39.722 | | 221.8 | 1:49.265 | |
| 3 | 34.906 | 178.5 | 35.351 | 118.0 | 40.019 | | 220.4 | 1:50.276 | D | 9 | 34.612 | 183.4 | 34.743 | 119.6 | 39.812 | | 221.3 | 1:49.167 | |
| 4 | 35.201 | 172.2 | 35.097 | 116.6 | 39.832 | | 221.3 | 1:50.130 | | 10 | <u>34.456</u> | 174.8 | 34.834 | 118.7 | <u>39.612</u> | | 221.8 | <u>1:48.902</u> | |
| 5 | 51.689 | 148.8 | 36.543 | 121.9 | Pit In | | 220.9 | 2:15.548 | | 11 | 34.473 | <u>195.3</u> | <u>34.707</u> | <u>123.1</u> | 39.823 | | 222.2 | 1:49.003 | |
| 6 | Pit Out | 165.4 | 35.301 | 117.1 | 39.965 | | | 3:08.297 | | 12 | 34.769 | 193.2 | 39.235 | 109.0 | 40.573 | | 220.0 | 1:54.577 | |


RADICAL

Autódromo Internacional do Algarve

Race Group

4 - 5 December 2021

Laps and Sector Times - Qualifying

Autodromo Internacional Algarve - 4652 mtr.

| 19 Warriner-Clutton(GB) | | | | | | | | | SR3 XX | | | | | | | | | | |
|-------------------------|---------------|-------|---------------|--------------|---------------|-------|----------|-----------------|--------|-----|---------|--------------|--------|-------|--------|-------|--------------|----------|-----|
| lap | Sect-1 | Speed | Sect-2 | Speed | Sect-3 | Speed | TopSpeed | laptime | pit | lap | Sect-1 | Speed | Sect-2 | Speed | Sect-3 | Speed | Topspeed | laptime | pit |
| 1 | Pit Out | 132.5 | 39.058 | 102.3 | 44.409 | | | 2:07.009 | | 7 | Pit Out | 195.3 | 35.001 | 116.8 | 42.358 | | | 3:45.948 | |
| 2 | 34.676 | 190.8 | 34.391 | 119.2 | 44.201 | | 224.1 | 1:53.268 | | 8 | 34.140 | 188.2 | 34.357 | 128.4 | 39.898 | | 224.1 | 1:48.395 | |
| 3 | <u>33.699</u> | 193.2 | 34.075 | <u>130.6</u> | <u>39.251</u> | | 225.5 | <u>1:47.025</u> | | 9 | 34.330 | 159.8 | 34.888 | 120.4 | 39.734 | | 225.0 | 1:48.952 | |
| 4 | 33.795 | 191.8 | 33.948 | 124.4 | 39.418 | | 225.0 | 1:47.161 | | 10 | 34.173 | <u>197.8</u> | 34.371 | 127.8 | 39.487 | | <u>225.9</u> | 1:48.031 | |
| 5 | 34.626 | 170.1 | 35.040 | 114.0 | 40.516 | | 225.0 | 1:50.182 | | 11 | 34.273 | 187.5 | 34.238 | 121.1 | 39.286 | | 225.0 | 1:47.797 | |
| 6 | 33.931 | 187.5 | <u>33.807</u> | 129.7 | Pit In | | 224.1 | 1:52.448 | | 12 | 37.189 | 144.8 | 39.106 | 127.4 | Pit In | | 224.5 | 2:09.263 | |

| 22 Andy Lowe(GB) | | | | | | | | | SR3 | | | | | | | | | | |
|------------------|---------|-------|---------------|--------------|--------|-------|--------------|----------|-----|-----|---------------|--------------|--------|-------|---------------|-------|----------|-----------------|-----|
| lap | Sect-1 | Speed | Sect-2 | Speed | Sect-3 | Speed | TopSpeed | laptime | pit | lap | Sect-1 | Speed | Sect-2 | Speed | Sect-3 | Speed | Topspeed | laptime | pit |
| 1 | Pit Out | 116.4 | 43.288 | 101.8 | 47.177 | | | 2:16.240 | | 8 | 34.807 | 184.0 | 34.352 | 121.8 | 39.816 | | 219.5 | 1:48.975 | |
| 2 | 39.014 | 142.3 | 37.297 | 111.8 | 41.198 | | 180.6 | 1:57.509 | | 9 | 34.278 | 193.5 | 34.511 | 113.3 | 39.438 | | 220.9 | 1:48.227 | |
| 3 | 35.016 | 177.6 | 34.500 | 124.7 | 39.725 | | 221.3 | 1:49.241 | | 10 | <u>33.966</u> | 190.1 | 34.318 | 125.7 | <u>39.186</u> | | 221.8 | <u>1:47.470</u> | |
| 4 | 34.487 | 184.0 | 34.463 | 121.9 | 39.343 | | 221.8 | 1:48.293 | | 11 | 34.496 | <u>204.9</u> | 34.465 | 125.3 | 39.300 | | 222.2 | 1:48.261 | |
| 5 | 34.176 | 184.9 | <u>34.110</u> | <u>135.2</u> | 40.577 | | <u>222.7</u> | 1:48.863 | | 12 | 34.498 | 188.5 | 34.554 | 121.6 | 39.464 | | 222.2 | 1:48.516 | |
| 6 | 34.528 | 186.2 | 34.510 | 124.7 | Pit In | | 221.8 | 1:56.422 | | 13 | 34.228 | 176.8 | 34.654 | 120.3 | 43.094 | | 220.4 | 1:51.976 | |
| 7 | Pit Out | 155.4 | 35.350 | 112.5 | 42.898 | | | 2:41.851 | | 14 | | | | | | | | | |

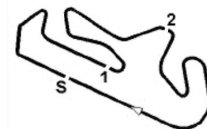
| 23 Jason Rishover(GB) | | | | | | | | | SR3 RSX | | | | | | | | | | |
|-----------------------|---------|--------------|--------|--------------|--------|-------|----------|------------|---------|-----|---------------|-------|---------------|-------|---------------|-------|--------------|-----------------|-----|
| lap | Sect-1 | Speed | Sect-2 | Speed | Sect-3 | Speed | TopSpeed | laptime | pit | lap | Sect-1 | Speed | Sect-2 | Speed | Sect-3 | Speed | Topspeed | laptime | pit |
| 1 | Pit Out | 134.7 | 38.542 | 113.9 | 41.930 | | | 1:57.963 | | 7 | 34.093 | 186.9 | 34.469 | 117.6 | 40.342 | | 224.5 | 1:48.904 | |
| 2 | 35.447 | 160.7 | 35.216 | 116.9 | 41.194 | | 221.3 | 1:51.857 | | 8 | <u>33.894</u> | 172.5 | 34.548 | 115.3 | <u>39.396</u> | | 224.5 | <u>1:47.838</u> | |
| 3 | 34.307 | 182.4 | 34.407 | 125.0 | 39.468 | | 223.1 | 1:48.182 D | | 9 | 34.507 | 171.2 | <u>34.145</u> | 121.3 | 39.491 | | 224.1 | 1:48.143 | |
| 4 | 34.334 | 173.6 | 34.259 | 121.5 | 39.673 | | 223.1 | 1:48.266 | | 10 | 34.964 | 157.9 | 36.420 | 102.9 | 41.403 | | <u>225.5</u> | 1:52.787 | |
| 5 | 34.351 | 181.8 | 34.286 | 125.6 | 39.729 | | 224.5 | 1:48.366 | | 11 | 34.575 | 175.6 | 34.466 | 112.7 | Pit In | | <u>225.5</u> | 2:00.107 | |
| 6 | 34.210 | <u>189.1</u> | 34.571 | <u>126.2</u> | 39.833 | | 224.1 | 1:48.614 | | 12 | | | | | | | | | |

| 29 Neuman-Clowes(FR) | | | | | | | | | SR3 | | | | | | | | | | |
|----------------------|---------|-------|--------|--------------|--------|-------|--------------|----------|-----|-----|---------------|--------------|---------------|-------|---------------|-------|----------|-----------------|-----|
| lap | Sect-1 | Speed | Sect-2 | Speed | Sect-3 | Speed | TopSpeed | laptime | pit | lap | Sect-1 | Speed | Sect-2 | Speed | Sect-3 | Speed | Topspeed | laptime | pit |
| 1 | Pit Out | 159.1 | 39.449 | 97.9 | 42.666 | | | 1:59.416 | | 6 | <u>35.206</u> | 180.3 | 36.021 | 119.6 | 40.815 | | 219.1 | 1:52.042 | |
| 2 | 36.906 | 160.0 | 36.778 | 109.8 | 41.904 | | 219.5 | 1:55.588 | | 7 | 35.251 | <u>184.0</u> | 35.678 | 117.0 | Pit In | | 219.5 | 1:57.553 | |
| 3 | 37.951 | 143.4 | 36.616 | 115.1 | 41.290 | | 220.4 | 1:55.857 | | 8 | Pit Out | 176.2 | 35.831 | 115.8 | 42.354 | | | 3:56.001 | |
| 4 | 35.480 | 181.8 | 36.022 | 109.4 | 40.820 | | 220.0 | 1:52.322 | | 9 | 36.298 | 167.2 | <u>35.027</u> | 119.1 | 41.397 | | 212.2 | 1:52.722 | |
| 5 | 35.433 | 180.6 | 35.261 | <u>127.5</u> | 43.650 | | <u>220.9</u> | 1:54.344 | | 10 | 35.286 | 156.1 | 35.669 | 104.4 | <u>40.031</u> | | 219.5 | <u>1:50.986</u> | |

| 33 van Dam-van Dam(ES) | | | | | | | | | SR1 | | | | | | | | | | |
|------------------------|---------------|--------------|---------------|--------------|---------------|-------|----------|-----------------|-----|-----|--------|-------|--------|-------|--------|-------|--------------|----------|-----|
| lap | Sect-1 | Speed | Sect-2 | Speed | Sect-3 | Speed | TopSpeed | laptime | pit | lap | Sect-1 | Speed | Sect-2 | Speed | Sect-3 | Speed | Topspeed | laptime | pit |
| 1 | Pit Out | 106.2 | 44.131 | 85.6 | 46.690 | | | 2:19.675 | | 7 | 39.019 | 157.0 | 42.486 | 125.7 | 44.228 | | <u>214.7</u> | 2:05.733 | |
| 2 | 38.343 | 161.2 | 37.680 | 130.0 | 43.195 | | 210.9 | 1:59.218 | | 8 | 39.311 | 154.9 | 40.705 | 111.9 | 44.080 | | 213.4 | 2:04.096 | |
| 3 | 37.208 | 167.4 | 36.878 | 126.8 | 42.565 | | 210.9 | 1:56.651 | | 9 | 38.494 | 111.8 | 50.140 | 87.7 | 51.081 | | 210.9 | 2:19.715 | |
| 4 | <u>36.829</u> | 173.1 | 36.774 | <u>132.2</u> | <u>42.328</u> | | 213.0 | 1:55.931 | | 10 | 45.767 | 126.0 | 43.079 | 119.2 | 42.856 | | 213.0 | 2:11.702 | |
| 5 | 36.853 | <u>180.6</u> | <u>36.620</u> | 126.9 | 42.406 | | 213.0 | <u>1:55.879</u> | | 11 | 36.927 | 173.6 | 36.881 | 118.4 | 42.382 | | 213.0 | 1:56.190 | |
| 6 | 47.690 | 135.0 | 38.227 | 117.5 | 42.693 | | 213.0 | 2:08.610 | | 12 | 43.115 | 117.3 | 41.399 | 100.7 | 45.001 | | 205.7 | 2:09.515 | |

| 48 Mihnea Stefan(ES) | | | | | | | | | SR3 RSX | | | | | | | | | | |
|----------------------|---------------|--------------|--------|--------------|---------------|-------|--------------|-----------------|---------|-----|---------|-------|---------------|-------|--------|-------|----------|----------|-----|
| lap | Sect-1 | Speed | Sect-2 | Speed | Sect-3 | Speed | TopSpeed | laptime | pit | lap | Sect-1 | Speed | Sect-2 | Speed | Sect-3 | Speed | Topspeed | laptime | pit |
| 1 | Pit Out | 113.9 | 46.353 | 85.0 | 45.383 | | | 2:20.037 | | 7 | 34.219 | 191.2 | 34.069 | 130.3 | 39.941 | | 223.1 | 1:48.229 | |
| 2 | 48.490 | 148.4 | 35.712 | 116.5 | 39.833 | | 222.7 | 2:04.035 | | 8 | 34.331 | 190.5 | 34.442 | 126.9 | 39.968 | | 221.8 | 1:48.741 | |
| 3 | 34.312 | 191.2 | 34.663 | 118.7 | 39.542 | | <u>225.0</u> | 1:48.517 D | | 9 | 37.930 | 132.4 | 40.093 | 117.4 | Pit In | | 224.1 | 2:10.749 | |
| 4 | <u>34.163</u> | <u>195.3</u> | 34.226 | 125.4 | 39.560 | | 222.2 | <u>1:47.949</u> | | 10 | Pit Out | 189.8 | 34.047 | 126.0 | 39.546 | | | 3:39.921 | |
| 5 | 37.393 | 132.2 | 35.047 | 127.7 | <u>39.501</u> | | 223.6 | 1:51.941 | | 11 | 34.556 | 190.5 | <u>33.900</u> | 128.9 | 40.111 | | 223.1 | 1:48.567 | |
| 6 | 34.409 | 185.6 | 34.192 | <u>132.4</u> | 39.754 | | 223.1 | 1:48.355 | | 12 | 34.527 | 189.8 | 34.725 | 108.8 | 42.763 | | 222.7 | 1:52.015 | |

| 53 Ben Caisley(GB) | | | | | | | | | SR1 GEN 2 | | | | | | | | | | |
|--------------------|---------|-------|---------------|-------|--------|-------|----------|-----------------|-----------|-----|---------------|--------------|--------|--------------|---------------|-------|--------------|----------|-----|
| lap | Sect-1 | Speed | Sect-2 | Speed | Sect-3 | Speed | TopSpeed | laptime | pit | lap | Sect-1 | Speed | Sect-2 | Speed | Sect-3 | Speed | Topspeed | laptime | pit |
| 1 | Pit Out | 162.7 | 37.535 | 87.2 | 42.596 | | | 1:58.434 | | 7 | 35.904 | <u>170.3</u> | 36.258 | 99.9 | 41.978 | | 216.0 | 1:54.140 | |
| 2 | 36.479 | 160.5 | 36.492 | 100.7 | 41.957 | | 215.1 | 1:54.928 | | 8 | <u>35.710</u> | 166.4 | 36.178 | 107.0 | Pit In | | 215.6 | 2:01.163 | |
| 3 | 35.891 | 166.4 | 36.498 | 99.8 | 41.771 | | 216.0 | 1:54.160 | | 9 | Pit Out | 166.7 | 36.454 | 94.8 | <u>41.604</u> | | | 3:22.398 | |
| 4 | 35.869 | 169.8 | 36.254 | 101.4 | 41.815 | | 216.4 | 1:53.938 | | 10 | 35.961 | 166.4 | 36.691 | 98.5 | 41.916 | | <u>217.7</u> | 1:54.568 | |
| 5 | 35.906 | 165.1 | <u>36.052</u> | 103.6 | 41.841 | | 216.4 | <u>1:53.799</u> | | 11 | 37.688 | 91.8 | 36.272 | <u>122.0</u> | 42.335 | | 216.9 | 1:56.295 | |
| 6 | 35.792 | 170.1 | 36.204 | 109.4 | 41.936 | | 216.4 | 1:53.932 | | 12 | | | | | | | | | |



RADICAL
Autódromo Internacional do Algarve

Race Group

4 - 5 December 2021

Laps and Sector Times - Qualifying

Autodromo Internacional Algarve - 4652 mtr.

| 62 Simon Bailey(GB) | | | | | | | | | SR1 GEN 2 | | | | | | | | | | |
|---------------------|---------|---------------|--------|--------|--------------|--------|----------|----------|-----------|-----|--------|--------------|---------------|-------|---------------|-------|--------------|-----------------|-----|
| lap | Sect-1 | Speed | Sect-2 | Speed | Sect-3 | Speed | TopSpeed | laptime | pit | lap | Sect-1 | Speed | Sect-2 | Speed | Sect-3 | Speed | Topspeed | laptime | pit |
| 1 | Pit Out | 135.3 | 40.331 | 109.5 | 44.720 | | | 2:05.163 | | 5 | 37.403 | <u>169.8</u> | 37.017 | 103.4 | 42.600 | | 216.4 | 1:57.020 | |
| 2 | | 37.269 | 154.7 | 37.574 | <u>113.3</u> | 42.776 | 214.7 | 1:57.619 | | 6 | 36.720 | 166.9 | <u>36.811</u> | 107.1 | <u>42.142</u> | | 217.7 | <u>1:55.673</u> | |
| 3 | | <u>36.537</u> | 168.8 | 37.302 | 110.1 | 43.108 | 216.0 | 1:56.947 | | 7 | 38.310 | 156.7 | 38.329 | 107.4 | 42.711 | | <u>220.0</u> | 1:59.350 | |
| 4 | | 37.166 | 155.4 | 37.741 | 106.7 | 42.621 | 217.7 | 1:57.528 | | 8 | 38.322 | 159.3 | 37.434 | 110.0 | Pit In | | 216.0 | 2:12.337 | |

| 63 Jim Booth(USA) | | | | | | | | | SR10 | | | | | | | | | | |
|-------------------|---------|--------|--------|--------|--------------|--------|--------------|----------|------|-----|---------------|-------|---------------|-------|---------------|-------|----------|-----------------|-----|
| lap | Sect-1 | Speed | Sect-2 | Speed | Sect-3 | Speed | TopSpeed | laptime | pit | lap | Sect-1 | Speed | Sect-2 | Speed | Sect-3 | Speed | Topspeed | laptime | pit |
| 1 | Pit Out | 116.8 | 40.231 | 104.2 | 42.934 | | | 2:05.543 | | 8 | 33.872 | 182.4 | 34.479 | 109.4 | 41.696 | | 260.9 | 1:50.047 | |
| 2 | | 37.422 | 155.4 | 35.768 | <u>119.2</u> | 42.958 | 196.4 | 1:56.148 | | 9 | <u>33.463</u> | 179.1 | 34.774 | 113.7 | 40.531 | | 260.9 | 1:48.768 | |
| 3 | | 33.934 | 168.2 | 34.364 | 111.2 | 39.855 | 259.6 | 1:48.153 | | 10 | 33.774 | 182.7 | 35.729 | 110.3 | 42.425 | | 260.9 | 1:51.928 | |
| 4 | | 34.192 | 165.6 | 35.448 | 111.7 | 40.111 | <u>261.5</u> | 1:49.751 | | 11 | 33.700 | 177.6 | 34.447 | 109.3 | <u>39.513</u> | | 260.2 | 1:47.660 | |
| 5 | | 34.772 | 176.2 | 34.608 | 111.2 | 40.190 | 250.0 | 1:49.570 | | 12 | 33.649 | 184.3 | 34.200 | 113.4 | 39.760 | | 260.2 | <u>1:47.609</u> | |
| 6 | | 34.653 | 164.9 | 36.493 | 101.1 | 40.793 | 260.9 | 1:51.939 | | 13 | 33.627 | 186.5 | <u>34.085</u> | 107.1 | 40.114 | | 257.1 | 1:47.826 | |
| 7 | | 41.096 | 161.4 | 37.182 | 108.9 | 41.484 | 260.9 | 1:59.762 | | 14 | | | | | | | | | |

| 64 Judd Miller(USA) | | | | | | | | | SR 10 | | | | | | | | | | |
|---------------------|---------|--------|--------------|--------|--------|---------------|--------------|----------|-------|-----|---------------|-------|---------------|--------------|--------|-------|----------|-----------------|-----|
| lap | Sect-1 | Speed | Sect-2 | Speed | Sect-3 | Speed | TopSpeed | laptime | pit | lap | Sect-1 | Speed | Sect-2 | Speed | Sect-3 | Speed | Topspeed | laptime | pit |
| 1 | Pit Out | 132.5 | 40.132 | 102.9 | 43.126 | | | 2:06.383 | | 7 | Pit Out | 166.4 | 34.740 | 120.1 | 39.845 | | | 3:28.185 | |
| 2 | | 33.699 | <u>190.1</u> | 33.619 | 121.8 | 39.259 | 255.9 | 1:46.577 | | 8 | 33.114 | 179.4 | 33.542 | 121.8 | 38.818 | | 254.1 | 1:45.474 | |
| 3 | | 32.907 | 182.4 | 33.510 | 120.1 | 39.196 | <u>258.4</u> | 1:45.613 | | 9 | <u>32.779</u> | 178.2 | <u>33.278</u> | 120.7 | 38.778 | | 256.5 | <u>1:44.835</u> | |
| 4 | | 33.094 | 180.0 | 33.551 | 115.5 | <u>38.712</u> | 256.5 | 1:45.357 | | 10 | 32.834 | 182.1 | 33.566 | <u>124.1</u> | 38.847 | | 256.5 | 1:45.247 | |
| 5 | | 32.866 | 187.5 | 33.567 | 122.4 | 38.726 | 257.1 | 1:45.159 | | 11 | 35.099 | 161.9 | 35.225 | 117.4 | Pit In | | 256.5 | 1:56.890 | |
| 6 | | 32.889 | 188.5 | 35.807 | 100.2 | Pit In | 257.1 | 1:59.226 | | 12 | | | | | | | | | |

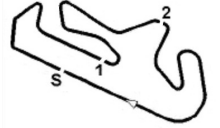
| 70 Tim Melzer(ES) | | | | | | | | | SR3 RSX | | | | | | | | | | |
|-------------------|---------|--------|--------|--------|--------------|--------|----------|----------|---------|-----|---------------|--------------|---------------|-------|---------------|-------|--------------|-----------------|-----|
| lap | Sect-1 | Speed | Sect-2 | Speed | Sect-3 | Speed | TopSpeed | laptime | pit | lap | Sect-1 | Speed | Sect-2 | Speed | Sect-3 | Speed | Topspeed | laptime | pit |
| 1 | Pit Out | 120.8 | 40.898 | 109.0 | 42.718 | | | 2:06.822 | | 8 | 34.428 | 166.9 | 34.307 | 127.5 | 39.419 | | 223.6 | 1:48.154 | |
| 2 | | 36.118 | 162.7 | 35.485 | 122.7 | 40.004 | 222.2 | 1:51.607 | | 9 | 34.248 | 175.9 | 34.185 | 122.6 | 39.326 | | <u>226.4</u> | <u>1:47.759</u> | |
| 3 | | 34.965 | 161.4 | 34.729 | 124.6 | 39.903 | 225.9 | 1:49.597 | | 10 | <u>34.190</u> | 170.3 | 35.748 | 117.4 | 39.792 | | 222.7 | 1:49.730 | |
| 4 | | 34.460 | 171.4 | 34.358 | 129.5 | 39.481 | 223.1 | 1:48.299 | | 11 | 34.289 | <u>182.7</u> | 34.261 | 125.4 | 39.439 | | 222.7 | 1:47.989 | |
| 5 | | 34.348 | 164.6 | 34.125 | 136.9 | 39.597 | 224.1 | 1:48.070 | | 12 | 34.569 | 175.6 | <u>34.108</u> | 124.6 | 39.356 | | 225.9 | 1:48.033 | |
| 6 | | 35.102 | 172.8 | 34.208 | 124.0 | 39.626 | 224.5 | 1:48.936 | | 13 | 35.009 | 151.7 | 35.480 | 117.9 | 39.791 | | 221.3 | 1:50.280 | |
| 7 | | 34.543 | 168.0 | 34.192 | <u>143.6</u> | 40.284 | 222.2 | 1:49.019 | | 14 | 34.414 | 175.3 | 34.208 | 123.7 | <u>39.299</u> | | 222.7 | 1:47.921 | |

| 85 Ron Fletcher(USA) | | | | | | | | | SR 10 | | | | | | | | | | |
|----------------------|---------|--------|--------|--------|--------------|---------------|--------------|-----------------|-------|-----|---------------|--------------|---------------|-------|----------|-------|--------------|----------|-----|
| lap | Sect-1 | Speed | Sect-2 | Speed | Sect-3 | Speed | TopSpeed | laptime | pit | lap | Sect-1 | Speed | Sect-2 | Speed | Sect-3 | Speed | Topspeed | laptime | pit |
| 1 | Pit Out | 125.6 | 40.919 | 107.0 | 45.128 | | | 2:11.692 | | 5 | 33.598 | 171.2 | <u>33.406</u> | 117.6 | 1:26.462 | | <u>254.7</u> | 2:33.466 | |
| 2 | | 35.442 | 180.9 | 35.082 | 118.0 | 39.748 | 250.6 | 1:50.272 | | 6 | <u>33.470</u> | 179.7 | 33.706 | 120.5 | 39.632 | | 247.7 | 1:46.808 | |
| 3 | | 33.665 | 164.6 | 33.832 | 119.1 | 39.157 | <u>254.7</u> | 1:46.654 | | 7 | 33.483 | <u>204.9</u> | 37.929 | 118.9 | Pit In | | 252.9 | 2:05.444 | |
| 4 | | 33.506 | 167.2 | 33.443 | <u>121.9</u> | <u>38.873</u> | 252.9 | <u>1:45.822</u> | | 8 | | | | | | | | | |

| 98 Doug Ramirez(USA) | | | | | | | | | SR 10 | | | | | | | | | | |
|----------------------|---------|--------|--------------|---------------|--------------|--------|----------|-----------------|-------|-----|---------------|-------|--------|-------|---------------|-------|--------------|----------|-----|
| lap | Sect-1 | Speed | Sect-2 | Speed | Sect-3 | Speed | TopSpeed | laptime | pit | lap | Sect-1 | Speed | Sect-2 | Speed | Sect-3 | Speed | Topspeed | laptime | pit |
| 1 | Pit Out | 151.0 | 36.119 | 124.7 | 42.314 | | | 1:54.068 | | 7 | 33.383 | 201.1 | 33.766 | 119.1 | 40.169 | | 257.1 | 1:47.318 | |
| 2 | | 33.650 | 195.7 | 33.523 | <u>133.8</u> | 40.035 | 254.1 | 1:47.208 | | 8 | 33.366 | 192.9 | 33.831 | 119.9 | 38.974 | | 259.0 | 1:46.171 | |
| 3 | | 33.244 | 196.0 | <u>33.136</u> | 129.7 | 39.002 | 256.5 | <u>1:45.382</u> | | 9 | <u>32.945</u> | 194.2 | 33.728 | 123.3 | 39.170 | | 257.1 | 1:45.843 | |
| 4 | | 33.368 | 203.4 | 33.503 | 129.7 | 39.896 | 257.1 | 1:46.767 | | 10 | 33.869 | 190.8 | 33.206 | 122.4 | 38.943 | | <u>259.6</u> | 1:46.018 | |
| 5 | | 33.143 | 202.6 | 33.404 | 123.3 | 39.441 | 256.5 | 1:45.988 | | 11 | 33.334 | 191.8 | 33.633 | 125.6 | <u>38.761</u> | | 257.8 | 1:45.728 | |
| 6 | | 33.191 | <u>208.9</u> | 34.252 | 130.3 | 39.164 | 257.8 | 1:46.607 | | 12 | 33.563 | 191.5 | 33.863 | 115.6 | 40.969 | | 257.8 | 1:48.395 | |

| 100 James Pinkerton(GB) | | | | | | | | | SR3 | | | | | | | | | | |
|-------------------------|---------|--------|--------------|--------|--------|--------|----------|----------|-----|-----|---------------|-------|---------------|--------------|---------------|-------|--------------|-----------------|-----|
| lap | Sect-1 | Speed | Sect-2 | Speed | Sect-3 | Speed | TopSpeed | laptime | pit | lap | Sect-1 | Speed | Sect-2 | Speed | Sect-3 | Speed | Topspeed | laptime | pit |
| 1 | Pit Out | 135.8 | 40.530 | 98.7 | 42.811 | | | 2:04.992 | | 7 | 34.143 | 175.9 | 34.124 | 111.5 | <u>39.055</u> | | 224.1 | 1:47.322 | |
| 2 | | 35.372 | 175.0 | 35.465 | 107.8 | 39.526 | 222.7 | 1:50.363 | | 8 | <u>33.942</u> | 178.8 | 34.080 | 118.7 | 39.223 | | 225.0 | 1:47.245 | |
| 3 | | 34.373 | 180.3 | 36.176 | 98.2 | 41.038 | 224.5 | 1:51.587 | | 9 | 34.159 | 184.0 | <u>33.868</u> | <u>121.9</u> | 39.055 | | 224.5 | <u>1:47.082</u> | |
| 4 | | 34.388 | 180.3 | 34.597 | 108.0 | 39.324 | 224.1 | 1:48.309 | | 10 | 33.995 | 181.8 | 33.901 | 119.7 | 39.758 | | <u>225.9</u> | 1:47.654 | |
| 5 | | 36.042 | 157.2 | 35.623 | 106.5 | 39.998 | 224.1 | 1:51.663 | | 11 | 34.760 | 183.7 | 34.944 | 97.8 | 41.841 | | 225.0 | 1:51.545 | |
| 6 | | 34.199 | <u>188.2</u> | 34.127 | 116.5 | 39.335 | 222.7 | 1:47.661 | | 12 | | | | | | | | | |

| 101 Michael Clark(GB) | | | | | | | | | RXC SPYDER | | | | | | | | | | |
|-----------------------|---------|--------|--------------|--------|--------|--------|----------|----------|------------|-----|--------|-------|---------------|--------------|---------------|-------|----------|-----------------|-----|
| lap | Sect-1 | Speed | Sect-2 | Speed | Sect-3 | Speed | TopSpeed | laptime | pit | lap | Sect-1 | Speed | Sect-2 | Speed | Sect-3 | Speed | Topspeed | laptime | pit |
| 1 | Pit Out | 124.6 | 42.500 | 110.5 | 43.903 | | | 2:09.364 | | 6 | 32.195 | 184.6 | 33.549 | 103.9 | <u>38.499</u> | | 270.0 | 1:44.243 | |
| 2 | | 34.759 | 170.1 | 35.164 | 113.2 | 39.745 | 266.0 | 1:49.668 | | 7 | 32.365 | 192.9 | 32.814 | <u>120.4</u> | 39.122 | | 270.0 | 1:44.301 | |
| 3 | | 32.275 | <u>221.3</u> | 33.250 | 111.8 | 38.824 | 270.0 | 1:44.349 | | 8 | 32.130 | 195.3 | <u>32.765</u> | 117.3 | 38.980 | | 270.0 | <u>1:43.875</u> | |



RADICAL
Autódromo Internacional do Algarve

Race Group

4 - 5 December 2021

Laps and Sector Times - Qualifying

Autodromo Internacional Algarve - 4652 mtr.

| | | | | | | | | | | | | | | | |
|---|---------------|-------|--------|-------|--------|--------------|----------|----|--------|-------|--------|-------|--------|--------------|----------|
| 4 | 38.119 | 101.6 | 37.389 | 118.2 | 39.666 | <u>270.7</u> | 1:55.174 | 9 | 32.459 | 200.0 | 38.229 | 109.2 | 44.451 | 270.0 | 1:55.139 |
| 5 | <u>31.991</u> | 172.2 | 33.780 | 106.2 | 40.278 | 269.3 | 1:46.049 | 10 | 38.663 | 125.4 | 41.545 | 104.9 | Pit In | <u>270.7</u> | 2:15.656 |