

GT Winter SERIES - Portimão

Autódromo Internacional do Algarve

GTWS 11 - 12 December 2021
 Laps and Sector Times - Race 1 - 25min. Autodromo Internacional Algarve - 4652 mtr.

1 Haub-Jilkova(DE)										Mercedes-AMG GT4									
lap	Sect-1	Speed	Sect-2	Speed	Sect-3	Speed	TopSpeed	laptime	pit	lap	Sect-1	Speed	Sect-2	Speed	Sect-3	Speed	Topspeed	laptime	pit
1		165.9	36.184	117.0	41.533		184.9	1:56.855		8	35.111	191.8	35.501	119.3	41.056		<u>247.1</u>	1:51.668	
2	35.050	184.6	35.815	113.7	41.035		244.9	1:51.900		9	34.880	<u>195.7</u>	35.509	118.7	41.074		246.0	1:51.463	
3	34.985	187.2	35.775	114.4	41.147		246.6	1:51.907		10	35.437	189.1	38.559	113.6	41.851		<u>247.1</u>	1:55.847	
4	35.035	186.2	35.515	119.1	41.096		246.0	1:51.646		11	36.538	172.2	37.983	112.7	41.656		246.6	1:56.177	
5	34.965	189.5	35.388	<u>121.9</u>	41.006		246.6	1:51.359		12	35.721	156.7	36.496	115.0	41.554		246.6	1:53.771	
6	<u>34.806</u>	193.9	35.475	118.4	<u>40.940</u>		246.6	1:51.221		13	37.983	166.9	36.286	116.1	41.295		246.6	1:55.564	
7	34.857	191.2	<u>35.306</u>	116.0	40.941		246.6	<u>1:51.104</u>		14	35.600	183.1	36.486	113.9	41.296		245.5	1:53.382	

2 Toth-Liska (DE)										Mercedes-AMG GT4									
lap	Sect-1	Speed	Sect-2	Speed	Sect-3	Speed	TopSpeed	laptime	pit	lap	Sect-1	Speed	Sect-2	Speed	Sect-3	Speed	Topspeed	laptime	pit
1		165.9	39.877	109.3	43.778		194.9	2:09.495		8	35.972	174.8	<u>36.528</u>	114.5	<u>41.922</u>		243.2	<u>1:54.422</u>	
2	38.157	163.9	38.961	104.4	44.235		246.0	2:01.353		9	35.837	177.6	37.137	108.2	43.861		245.5	1:56.835	
3	36.383	178.2	37.658	104.5	43.796		243.2	1:57.837		10	36.498	167.4	37.252	115.9	42.848		<u>246.6</u>	1:56.598	
4	36.450	170.9	37.950	115.9	43.278		243.2	1:57.678		11	36.768	178.5	36.566	115.6	42.523		242.2	1:55.857	
5	36.822	183.1	38.483	109.5	43.095		244.3	1:58.400		12	<u>35.786</u>	<u>195.7</u>	36.638	118.3	43.331		243.8	1:55.755	
6	36.065	182.4	36.697	<u>119.7</u>	42.306		243.8	1:55.068		13	36.040	192.9	36.595	114.8	42.565		246.0	1:55.200	
7	35.833	184.6	36.597	114.5	43.003		243.8	1:55.433		14	35.910	175.9	36.680	112.0	41.974		244.3	1:54.564	

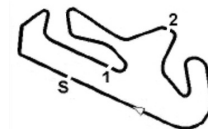
5 Jedlinski-Korzeniowski(PL)										Ferrari 488 GT3										
lap	Sect-1	Speed	Sect-2	Speed	Sect-3	Speed	TopSpeed	laptime	pit	lap	Sect-1	Speed	Sect-2	Speed	Sect-3	Speed	Topspeed	laptime	pit	
1		196.4	33.012	125.0	37.945		196.0	1:43.586		9	33.371	197.1	34.455	126.2	38.748		<u>266.0</u>	1:46.574		
2	32.568	198.9	32.835	123.1	<u>37.781</u>		262.1	1:43.184		10	33.015	200.0	33.231	122.7	38.502		263.4	1:44.748		
3	32.382	196.7	32.729	126.5	37.789		262.8	<u>1:42.900</u>		11	<u>32.313</u>	<u>213.9</u>	<u>32.657</u>	126.2	38.183		262.8	1:43.153		
4	32.384	207.3	32.948	123.6	38.104		261.5	1:43.436		12	32.755	213.0	32.815	124.4	38.592		262.8	1:44.162		
5	32.485	203.0	32.915	127.5	38.056		262.1	1:43.456		13	33.230	204.9	33.328	125.3	38.577		263.4	1:45.135		
6	33.240	206.5	32.993	115.4	39.056		263.4	1:45.289		14	33.636	207.7	32.866	118.0	38.440		265.4	1:44.942		
7	32.323	205.7	33.166	123.3	38.438		262.8	1:43.927		15	32.498	199.6	32.706	<u>129.8</u>	38.987		260.9	1:44.191		
8	34.586	200.0	32.812	116.4	38.573		<u>266.0</u>	1:45.971		16										

6 Moritz Gisy (DE)										Aston Martin GT4									
lap	Sect-1	Speed	Sect-2	Speed	Sect-3	Speed	TopSpeed	laptime	pit	lap	Sect-1	Speed	Sect-2	Speed	Sect-3	Speed	Topspeed	laptime	pit
1		172.2	36.789	110.1	41.859		190.1	1:59.019		8	35.228	177.0	35.711	123.3	41.934		254.7	1:52.873	
2	35.225	185.2	35.735	118.0	41.748		254.1	1:52.708		9	35.269	179.1	35.648	124.6	41.786		<u>255.3</u>	1:52.703	
3	<u>34.842</u>	178.5	35.920	116.5	41.991		252.9	1:52.753		10	35.355	183.4	35.512	117.5	41.951		252.3	1:52.818	
4	36.410	181.2	35.748	121.9	41.718		253.5	1:53.876		11	35.541	179.1	35.831	118.7	42.414		<u>255.3</u>	1:53.786	
5	35.041	176.5	35.795	121.6	41.920		254.1	1:52.756		12	36.473	180.9	35.578	128.3	42.029		254.7	1:54.080	
6	35.174	180.3	35.820	122.6	41.690		254.1	1:52.684		13	34.962	<u>194.2</u>	35.821	120.0	42.089		<u>255.3</u>	1:52.872	
7	35.091	179.1	35.781	122.3	<u>41.604</u>		254.1	<u>1:52.476</u>		14	35.693	180.9	<u>35.358</u>	<u>129.3</u>	41.866		254.1	1:52.917	

9 Christian Gisy (DE)										Aston Martin GT4									
lap	Sect-1	Speed	Sect-2	Speed	Sect-3	Speed	TopSpeed	laptime	pit	lap	Sect-1	Speed	Sect-2	Speed	Sect-3	Speed	Topspeed	laptime	pit
1		159.3	37.463	116.9	41.701		180.6	2:00.654		8	35.504	176.5	35.972	110.5	41.572		254.1	1:53.048	
2	35.006	184.3	35.564	122.4	41.597		<u>255.3</u>	1:52.167		9	35.018	172.5	36.278	111.2	<u>41.182</u>		252.9	1:52.478	
3	<u>34.753</u>	185.6	35.329	<u>132.0</u>	41.699		253.5	<u>1:51.781</u>		10	35.463	159.5	36.202	119.3	41.531		254.1	1:53.196	
4	35.426	188.2	<u>35.287</u>	118.9	41.236		253.5	1:51.949		11	35.215	177.6	36.771	114.9	41.577		253.5	1:53.563	
5	35.246	170.9	35.470	126.0	42.626		254.7	1:53.342		12	35.307	<u>189.5</u>	36.616	117.5	41.553		<u>255.3</u>	1:53.476	
6	35.055	187.5	35.471	121.6	41.415		251.7	1:51.941		13	35.925	175.6	36.026	123.4	41.676		<u>255.3</u>	1:53.627	
7	35.251	180.3	35.550	116.1	41.443		253.5	1:52.244		14	35.288	182.7	35.462	119.9	41.535		253.5	1:52.285	

11 Marchewicz-Sander (DE)										BMW M2 CS RACING										
lap	Sect-1	Speed	Sect-2	Speed	Sect-3	Speed	TopSpeed	laptime	pit	lap	Sect-1	Speed	Sect-2	Speed	Sect-3	Speed	Topspeed	laptime	pit	
1		156.1	41.065	119.1	43.615		195.7	2:08.845		8	<u>36.513</u>	174.5	38.524	119.2	43.886		250.0	1:58.923		
2	38.481	157.0	38.568	116.6	44.313		250.6	2:01.362		9	36.839	165.9	37.393	115.3	<u>43.310</u>		249.4	<u>1:57.542</u>		
3	36.967	157.7	38.131	112.5	44.611		249.4	1:59.709		10	37.338	162.7	38.232	<u>126.2</u>	43.931		<u>251.7</u>	1:59.501		
4	36.617	157.0	37.567	120.5	43.404		250.0	1:57.588		11	36.966	161.0	37.580	114.4	43.598		248.3	1:58.144		
5	37.435	158.4	37.673	119.3	43.961		251.2	1:59.069		12	36.982	165.1	39.094	112.4	44.154		250.6	2:00.230		
6	36.937	171.2	38.717	114.8	43.368		245.5	1:59.022		13	37.399	<u>178.2</u>	39.673	110.2	44.127		248.3	2:01.199		
7	36.823	166.9	<u>37.154</u>	117.3	43.676		250.0	1:57.653		14										

21 Geddie-Geddie(CH)										Porsche GT3 R									
lap	Sect-1	Speed	Sect-2	Speed	Sect-3	Speed	TopSpeed	laptime	pit	lap	Sect-1	Speed	Sect-2	Speed	Sect-3	Speed	Topspeed	laptime	pit
1		176.5	33.804	126.3	39.024		193.9	1:47.815		9	33.690	186.2	34.311	127.4	40.427		260.9	1:48.428	
2	33.001	194.6	33.594	125.0	39.012		260.2	1:45.607		10	33.457	186.5	34.308	123.3	39.540		260.2	1:47.305	
3	<u>32.833</u>	181.8	34.155	130.3	39.197		263.4	1:46.185		11	35.028	180.6	33.925	133.2	40.538		<u>264.7</u>	1:49.491	



GT Winter SERIES - Portimão

Autódromo Internacional do Algarve

GTWS 11 - 12 December 2021
 Laps and Sector Times - Race 1 - 25min. Autodromo Internacional Algarve - 4652 mtr.

4	33.254	<u>207.7</u>	33.226	129.5	<u>38.781</u>	259.6	<u>1:45.261</u>	12	33.585	192.2	33.889	128.0	39.217	258.4	1:46.691
5	33.156	188.2	33.635	122.3	39.140	262.1	1:45.931	13	33.224	204.2	<u>33.132</u>	134.3	39.676	259.6	1:46.032
6	33.269	196.4	33.309	128.0	39.551	262.1	1:46.129	14	33.265	193.5	33.653	120.4	40.356	260.2	1:47.274
7	33.216	200.7	34.041	127.1	39.177	261.5	1:46.434	15	33.451	198.2	33.842	128.0	40.139	260.9	1:47.432
8	33.287	188.8	33.743	<u>134.5</u>	41.602	264.1	1:48.632	16							

32 Jakob Schell(DE)									Porsche 991.2 GT3 Cup										
lap	Sect-1	Speed	Sect-2	Speed	Sect-3	Speed	TopSpeed	laptime	pit	lap	Sect-1	Speed	Sect-2	Speed	Sect-3	Speed	Topspeed	laptime	pit
1		172.0	34.423	118.9	40.179		199.3	1:50.823		9	33.497	184.6	33.981	118.6	41.108		273.4	1:48.586	
2	34.153	180.3	34.168	119.7	<u>39.867</u>		270.7	1:48.188		10	33.687	184.0	34.252	118.4	40.843		273.4	1:48.782	
3	33.649	176.2	34.138	118.7	39.991		272.0	1:47.778		11	33.703	186.9	34.518	122.7	40.093		274.1	1:48.314	
4	34.566	176.5	34.105	118.4	40.016		271.4	1:48.687		12	33.406	182.7	35.076	113.6	40.570		273.4	1:49.052	
5	33.466	178.5	33.891	115.5	40.025		274.1	<u>1:47.382</u>		13	33.433	186.9	34.734	<u>123.0</u>	39.967		<u>274.8</u>	1:48.134	
6	33.599	182.1	<u>33.787</u>	121.2	40.011		273.4	1:47.397		14	33.593	<u>188.2</u>	34.186	119.1	39.938		274.1	1:47.717	
7	<u>33.404</u>	181.2	33.937	117.8	40.826		273.4	1:48.167		15	34.351	182.1	34.044	121.2	40.333		273.4	1:48.728	
8	33.588	183.1	34.135	119.1	40.335		271.4	1:48.058		16									

33 Sartingen-Schwerfeld(DE)									Mercedes-AMG GT3										
lap	Sect-1	Speed	Sect-2	Speed	Sect-3	Speed	TopSpeed	laptime	pit	lap	Sect-1	Speed	Sect-2	Speed	Sect-3	Speed	Topspeed	laptime	pit
1		182.1	33.522	<u>129.8</u>	<u>38.838</u>		192.2	1:46.895		9	32.926	<u>207.7</u>	34.308	121.8	39.275		260.9	1:46.509	
2	32.833	199.3	33.402	126.6	39.079		262.1	<u>1:45.314</u>		10	33.091	196.0	34.427	122.7	39.265		260.2	1:46.783	
3	<u>32.654</u>	191.8	33.526	122.0	39.197		261.5	1:45.377		11	32.988	193.5	33.833	116.8	39.266		262.1	1:46.087	
4	32.925	204.5	33.802	120.4	39.106		259.6	1:45.833		12	33.260	181.2	33.563	120.4	38.857		258.4	1:45.680	
5	32.837	197.8	33.547	116.1	39.025		260.9	1:45.409		13	32.989	202.6	33.741	113.9	38.874		260.2	1:45.604	
6	32.808	193.9	<u>33.359</u>	126.5	39.224		259.6	1:45.391		14	33.075	200.0	33.830	112.6	39.484		261.5	1:46.389	
7	33.183	190.1	34.972	120.7	39.643		259.6	1:47.798		15	33.228	191.2	34.338	117.6	39.619		261.5	1:47.185	
8	32.692	203.8	33.939	119.1	39.166		261.5	1:45.797		16									

36 Piotr Wira (PL)									Mercedes-AMG GT3										
lap	Sect-1	Speed	Sect-2	Speed	Sect-3	Speed	TopSpeed	laptime	pit	lap	Sect-1	Speed	Sect-2	Speed	Sect-3	Speed	Topspeed	laptime	pit
1		191.2	34.895	126.2	39.590		202.2	1:52.971		9	<u>33.060</u>	197.4	34.363	127.2	40.333		262.8	1:47.756	
2	33.811	191.2	33.861	<u>140.4</u>	39.611		267.3	1:47.283		10	33.299	198.9	34.676	125.0	40.086		264.7	1:48.061	
3	33.640	185.9	33.560	135.5	39.560		264.7	<u>1:46.760</u>		11	33.825	201.1	34.759	121.5	40.261		265.4	1:48.845	
4	33.904	191.8	33.693	129.7	<u>39.439</u>		<u>268.0</u>	1:47.036		12	33.689	187.2	35.135	112.4	41.082		264.1	1:49.906	
5	33.193	182.1	<u>33.515</u>	131.5	40.068		262.8	1:46.776		13	33.528	203.4	34.351	121.8	40.282		264.7	1:48.161	
6	33.546	189.1	34.348	124.6	39.876		262.1	1:47.770		14	34.347	189.1	34.208	131.2	40.045		266.0	1:48.600	
7	33.579	185.9	34.334	134.0	39.932		262.8	1:47.845		15	33.186	<u>205.3</u>	34.216	117.9	57.452		262.8	2:04.854	
8	33.460	195.3	34.463	128.6	40.198		264.1	1:48.121		16									

40 Scheider-Stengel (DE)									Mercedes-AMG GT3										
lap	Sect-1	Speed	Sect-2	Speed	Sect-3	Speed	TopSpeed	laptime	pit	lap	Sect-1	Speed	Sect-2	Speed	Sect-3	Speed	Topspeed	laptime	pit
1		193.2	33.478	<u>117.6</u>	38.898		196.7	1:46.412		9	33.079	192.5	34.964	113.7	39.092		<u>262.1</u>	1:47.135	
2	33.208	188.2	34.056	115.4	38.952		257.8	1:46.216		10	33.579	190.5	33.815	117.4	40.433		<u>262.1</u>	1:47.827	
3	33.126	182.1	33.786	114.9	<u>38.384</u>		259.6	1:45.296		11	34.170	194.2	33.613	116.4	38.507		260.9	1:46.290	
4	33.176	182.4	33.770	112.9	38.773		261.5	1:45.719		12	33.833	196.7	<u>33.450</u>	102.2	38.706		261.5	1:45.989	
5	33.438	190.1	33.651	108.3	38.593		<u>262.1</u>	1:45.682		13	<u>33.010</u>	198.9	33.535	112.0	38.658		259.6	<u>1:45.203</u>	
6	33.053	186.9	33.849	114.9	39.162		261.5	1:46.064		14	33.634	189.5	34.308	109.1	39.582		261.5	1:47.524	
7	33.293	193.9	35.005	117.5	39.013		261.5	1:47.311		15	33.359	<u>205.3</u>	33.488	112.4	39.032		257.8	1:45.879	
8	33.141	204.9	33.455	114.8	39.016		<u>262.1</u>	1:45.612		16									

52 Schmidt-Bauknecht (DE)									Porsche 718 Cayman GT4 Trophy										
lap	Sect-1	Speed	Sect-2	Speed	Sect-3	Speed	TopSpeed	laptime	pit	lap	Sect-1	Speed	Sect-2	Speed	Sect-3	Speed	Topspeed	laptime	pit
1		148.8	38.635	108.7	43.465		184.3	2:05.952		8	36.601	178.8	37.224	113.4	<u>42.682</u>		248.8	1:56.507	
2	37.211	173.4	37.632	112.3	43.022		242.2	1:57.865		9	36.268	179.1	36.985	110.1	42.783		249.4	1:56.036	
3	36.774	166.9	37.413	113.2	42.948		248.8	1:57.135		10	36.776	184.0	36.924	103.6	43.468		249.4	1:57.168	
4	36.111	190.8	37.259	104.3	43.208		248.8	1:56.578		11	36.266	189.8	36.875	114.4	43.060		243.8	1:56.201	
5	36.247	184.9	37.182	111.0	43.041		247.7	1:56.470		12	36.122	184.6	37.946	116.4	43.421		246.6	1:57.489	
6	36.265	171.7	37.675	111.7	43.367		250.0	1:57.307		13	36.277	182.7	36.923	110.9	43.212		250.6	1:56.412	
7	36.436	169.3	37.525	<u>120.4</u>	43.020		<u>251.7</u>	1:56.981		14	<u>35.919</u>	<u>194.6</u>	<u>36.769</u>	113.4	43.099		248.3	<u>1:55.787</u>	

76 Kiefer-Kiefer (DE)									Porsche 981 Cayman GT4 Clubsport										
lap	Sect-1	Speed	Sect-2	Speed	Sect-3	Speed	TopSpeed	laptime	pit	lap	Sect-1	Speed	Sect-2	Speed	Sect-3	Speed	Topspeed	laptime	pit
1	46.156	160.5	39.515	108.2	44.183		197.8	2:09.854		8	36.904	166.2	38.192	114.6	44.293		247.7	1:59.389	
2	37.766	151.0	39.063	107.4	44.511		248.8	2:01.340		9	36.538	185.9	37.768	107.2	45.221		247.1	1:59.527	
3	36.486	175.3	38.204	103.7	43.875		247.7	1:58.565		10	36.710	<u>190.5</u>	<u>37.556</u>	114.3	44.360		246.6	1:58.626	
4	36.627	145.4	37.807	107.9	44.008		248.8	1:58.442		11	36.704	175.3	37.927	109.1	43.779		246.0	1:58.410	
5	36.735	147.3	38.334	109.8	43.755		246.6	1:58.824		12	36.670	187.2	40.212	107.9	47.074		247.7	2:03.956	



GT Winter SERIES - Portimão

Autódromo Internacional do Algarve

GTWS 11 - 12 December 2021
 Laps and Sector Times - Race 1 - 25min. Autodromo Internacional Algarve - 4652 mtr.

6	<u>36.376</u>	159.5	39.079	<u>114.9</u>	<u>43.335</u>	248.3	1:58.790	13	37.314	174.8	38.243	108.9	45.346	246.0	2:00.903
7	36.513	156.3	37.868	112.0	43.738	<u>249.4</u>	<u>1:58.119</u>	14							

77 Jedlinski-Basz(PL)									Audi R8 GT3										
lap	Sect-1	Speed	Sect-2	Speed	Sect-3	Speed	TopSpeed	laptime	pit	lap	Sect-1	Speed	Sect-2	Speed	Sect-3	Speed	Topspeed	laptime	pit
1		198.9	31.892	145.0	<u>37.559</u>		201.1	1:40.918		9	31.745	208.1	32.179	137.6	37.994		274.1	1:41.918	
2	<u>31.259</u>	206.9	<u>31.562</u>	<u>146.7</u>	37.803		272.7	<u>1:40.624</u>		10	31.565	200.4	32.140	136.2	38.466		275.5	1:42.171	
3	31.756	196.7	32.071	139.2	37.934		274.8	1:41.761		11	32.628	183.7	32.486	135.2	38.177		276.2	1:43.291	
4	31.621	<u>210.1</u>	32.076	136.9	37.935		273.4	1:41.632		12	32.052	207.7	32.784	136.5	38.199		276.9	1:43.035	
5	31.619	201.1	32.996	141.2	38.092		275.5	1:42.707		13	31.650	208.9	32.755	135.5	38.269		274.8	1:42.674	
6	32.662	200.7	31.998	140.4	38.644		275.5	1:43.304		14	33.947	192.9	32.880	129.7	39.231		<u>279.1</u>	1:46.058	
7	33.020	187.8	32.774	141.2	38.066		276.2	1:43.860		15	32.718	182.7	33.809	130.6	38.418		274.1	1:44.945	
8	32.783	189.1	33.442	133.0	37.904		277.6	1:44.129		16									

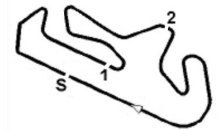
81 de los Milagros Viñegla-Marti Marti(E)									BMW M2 CS RACING										
lap	Sect-1	Speed	Sect-2	Speed	Sect-3	Speed	TopSpeed	laptime	pit	lap	Sect-1	Speed	Sect-2	Speed	Sect-3	Speed	Topspeed	laptime	pit
1		154.5	37.806	115.0	43.176		195.7	2:04.135		8	36.279	177.3	36.801	111.0	42.808		247.7	1:55.888	
2	36.496	162.2	36.992	114.6	42.851		247.7	1:56.339		9	36.276	180.9	36.616	<u>129.3</u>	42.892		247.7	1:55.784	
3	36.230	173.9	<u>36.550</u>	<u>119.1</u>	<u>42.682</u>		248.8	<u>1:55.462</u>		10	36.429	170.6	37.151	<u>114.4</u>	42.841		247.7	1:56.421	
4	36.761	165.6	36.910	115.1	43.728		248.3	1:57.399		11	36.514	175.0	36.760	116.8	42.774		251.2	1:56.048	
5	36.699	165.4	37.003	118.3	42.955		244.3	1:56.657		12	<u>36.119</u>	185.6	36.645	125.9	42.948		251.2	1:55.712	
6	38.205	171.2	38.289	112.4	42.738		247.1	1:59.232		13	36.712	178.2	36.724	120.0	43.047		250.0	1:56.483	
7	36.776	168.2	37.185	113.1	43.202		249.4	1:57.163		14	36.391	<u>190.5</u>	37.229	108.9	45.820		<u>251.7</u>	1:59.440	

84 Ricardo Dort(DE)									Mercedes-AMG GT4										
lap	Sect-1	Speed	Sect-2	Speed	Sect-3	Speed	TopSpeed	laptime	pit	lap	Sect-1	Speed	Sect-2	Speed	Sect-3	Speed	Topspeed	laptime	pit
1		168.0	36.508	116.6	41.674		198.5	1:59.404		8	35.186	173.4	35.870	122.3	41.980		<u>251.2</u>	1:53.036	
2	35.820	171.2	36.784	117.8	41.666		248.8	1:54.270		9	35.314	173.4	35.874	120.8	42.038		248.8	1:53.226	
3	35.042	180.9	35.643	<u>122.6</u>	41.521		248.8	<u>1:52.206</u>		10	35.352	<u>194.6</u>	36.367	113.1	41.773		247.7	1:53.492	
4	35.449	165.9	36.103	117.9	41.658		248.8	1:53.210		11	35.196	186.9	36.023	117.4	42.185		248.8	1:53.404	
5	35.259	168.8	35.779	122.2	41.711		250.6	1:52.749		12	35.281	182.7	35.903	120.5	42.060		247.7	1:53.244	
6	35.441	172.0	35.862	119.6	41.810		249.4	1:53.113		13	<u>34.971</u>	172.5	35.841	117.4	41.931		250.6	1:52.743	
7	35.216	190.5	35.698	120.9	<u>41.464</u>		248.3	1:52.378		14	35.313	178.8	<u>35.563</u>	121.5	41.671		248.8	1:52.547	

85 Theo Oeverhaus(DE)									Mercedes-AMG GT4										
lap	Sect-1	Speed	Sect-2	Speed	Sect-3	Speed	TopSpeed	laptime	pit	lap	Sect-1	Speed	Sect-2	Speed	Sect-3	Speed	Topspeed	laptime	pit
1		166.7	35.832	114.9	<u>40.977</u>		185.6	1:55.270		8	34.735	186.2	35.801	109.6	41.022		248.3	1:51.558	
2	34.538	193.9	<u>35.266</u>	<u>118.0</u>	41.163		248.3	<u>1:50.967</u>		9	34.677	185.6	35.536	111.5	41.023		247.7	1:51.236	
3	<u>34.404</u>	188.8	35.375	115.9	41.260		248.8	1:51.039		10	34.907	191.8	35.460	112.1	41.238		248.8	1:51.605	
4	34.634	187.8	35.504	111.8	41.074		248.8	1:51.212		11	34.822	<u>194.2</u>	35.697	111.9	41.364		<u>249.4</u>	1:51.883	
5	34.754	191.8	35.543	113.3	41.004		248.3	1:51.301		12	34.809	189.5	35.608	109.3	41.234		248.3	1:51.651	
6	34.816	181.5	35.672	116.4	41.248		248.3	1:51.736		13	34.809	<u>194.2</u>	35.743	112.9	41.430		248.3	1:51.982	
7	34.742	187.2	35.636	114.8	41.196		248.3	1:51.574		14	34.740	193.2	35.363	110.8	41.642		247.7	1:51.745	

88 Michael Brode(DE)									Porsche 991.2 GT3 Cup										
lap	Sect-1	Speed	Sect-2	Speed	Sect-3	Speed	TopSpeed	laptime	pit	lap	Sect-1	Speed	Sect-2	Speed	Sect-3	Speed	Topspeed	laptime	pit
1		150.6	39.510	<u>118.9</u>	<u>41.751</u>		185.9	2:06.153		8	36.256	159.8	37.147	110.5	42.836		264.1	1:56.239	
2	35.951	151.5	37.784	111.1	42.377		260.9	1:56.112		9	36.351	174.2	36.293	106.6	44.322		262.1	1:56.966	
3	35.895	<u>187.8</u>	35.867	117.0	42.059		239.5	1:53.821		10	36.224	179.4	36.116	107.5	43.491		261.5	1:55.831	
4	<u>35.167</u>	172.2	37.978	108.5	1:03.418		261.5	2:16.563		11	35.747	169.3	37.378	94.2	43.253		264.7	1:56.378	
5	37.496	173.6	36.684	115.3	42.109		235.8	1:56.289		12	36.090	169.5	37.486	103.3	42.696		263.4	1:56.272	
6	35.531	158.6	37.285	117.6	42.205		<u>268.0</u>	1:55.021		13	36.851	175.9	36.191	96.5	43.048		263.4	1:56.090	
7	36.330	167.4	35.863	109.1	42.726		264.7	1:54.919		14	35.597	<u>187.8</u>	<u>35.825</u>	104.9	42.378		263.4	<u>1:53.800</u>	

98 Robert Schiftner(A)									KTM X-BOW R										
lap	Sect-1	Speed	Sect-2	Speed	Sect-3	Speed	TopSpeed	laptime	pit	lap	Sect-1	Speed	Sect-2	Speed	Sect-3	Speed	Topspeed	laptime	pit
1		145.6	37.699	115.1	42.652		181.8	2:02.660		8	43.501	153.2	37.623	<u>120.7</u>	43.251		223.6	2:04.375	
2	38.060	157.2	38.081	109.9	43.389		<u>225.0</u>	1:59.530		9	37.675	153.0	37.639	113.0	42.734		222.7	1:58.048	
3	37.792	156.7	37.390	114.6	43.557		219.1	1:58.739		10	38.008	154.5	37.100	115.3	43.721		210.1	1:58.829	
4	37.426	154.3	37.502	103.7	43.333		223.1	1:58.261		11	37.504	155.6	37.485	113.9	43.069		219.1	1:58.058	
5	37.732	149.4	37.223	113.3	42.909		220.4	1:57.864		12	38.301	150.8	37.951	113.3	43.839		219.1	2:00.091	
6	37.174	161.2	<u>36.716</u>	110.9	42.848		220.4	<u>1:56.738</u>		13	38.438	148.1	38.215	114.2	44.410		213.0	2:01.063	
7	<u>37.032</u>	<u>161.7</u>	37.332	109.5	<u>42.583</u>		224.1	1:56.947		14									



GT Winter SERIES - Portimão

Autódromo Internacional do Algarve

GTWS 11 - 12 December 2021
 Laps and Sector Times - Race 1 - 25min. Autodromo Internacional Algarve - 4652 mtr.

99 Pelzmann-Drexel (A)									KTM X-BOW GT4										
lap	Sect-1	Speed	Sect-2	Speed	Sect-3	Speed	TopSpeed	laptime	pit	lap	Sect-1	Speed	Sect-2	Speed	Sect-3	Speed	Topspeed	laptime	pit
1		170.3	<u>37.082</u>	108.7	<u>42.193</u>		187.2	1:58.805		8	36.843	193.5	37.458	103.3	42.770		234.3	<u>1:57.071</u>	
2	36.940	174.2	37.883	103.7	42.753		235.8	1:57.576		9	37.678	182.7	37.861	103.4	43.778		234.3	1:59.317	
3	36.340	182.1	38.291	<u>111.1</u>	42.778		234.8	1:57.409		10	38.269	182.1	37.460	100.1	42.749		234.8	1:58.478	
4	<u>36.217</u>	191.5	38.649	101.6	46.305		233.8	2:01.171		11	36.673	169.0	38.330	92.7	43.345		233.8	1:58.348	
5	37.791	183.1	37.590	106.1	42.744		222.7	1:58.125		12	36.750	183.4	37.532	102.0	42.913		<u>238.4</u>	1:57.195	
6	36.229	186.2	38.234	106.5	44.333		236.3	1:58.796		13	38.309	179.7	37.671	99.5	43.171		235.8	1:59.151	
7	37.740	<u>193.9</u>	37.382	103.9	42.567		234.8	1:57.689		14	37.137	191.5	37.559	103.2	42.523		231.8	1:57.219	

101 Kieslich-Waibel (DE)									BMW 240i RC										
lap	Sect-1	Speed	Sect-2	Speed	Sect-3	Speed	TopSpeed	laptime	pit	lap	Sect-1	Speed	Sect-2	Speed	Sect-3	Speed	Topspeed	laptime	pit
1	46.003	150.2	40.022	109.0	44.734		194.6	2:10.759		8	38.808	163.9	39.428	107.8	45.393		226.4	2:03.629	
2	38.925	167.7	39.291	111.7	45.241		227.8	2:03.457		9	38.619	167.2	<u>38.993</u>	110.7	45.223		225.9	2:02.835	
3	38.533	172.2	39.434	111.5	44.922		<u>229.3</u>	2:02.889		10	38.533	168.8	39.552	109.9	45.138		225.0	2:03.223	
4	39.896	161.2	39.591	<u>113.3</u>	44.626		226.4	2:04.113		11	<u>38.157</u>	167.4	39.406	111.3	45.249		227.8	2:02.812	
5	38.810	167.4	39.221	108.1	<u>44.384</u>		228.8	<u>2:02.415</u>		12	38.267	169.3	39.342	100.6	45.441		228.8	2:03.050	
6	38.758	<u>184.3</u>	41.079	102.9	45.027		227.8	2:04.864		13	38.378	168.2	39.357	105.0	44.756		226.4	2:02.491	
7	38.714	176.8	40.125	108.4	44.721		228.3	2:03.560		14									

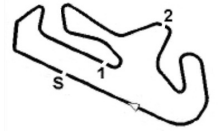
111 Buesker-Mo Haertling (DE)									BMW 240i RC										
lap	Sect-1	Speed	Sect-2	Speed	Sect-3	Speed	TopSpeed	laptime	pit	lap	Sect-1	Speed	Sect-2	Speed	Sect-3	Speed	Topspeed	laptime	pit
1	47.175	136.9	40.489	104.5	45.072		183.7	2:12.736		7	38.323	<u>170.9</u>	<u>38.623</u>	114.4	44.989		228.8	2:01.935	
2	38.617	166.2	40.143	111.6	44.791		228.8	2:03.551		8	38.252	167.2	40.066	117.6	44.662		229.3	2:02.980	
3	<u>37.789</u>	164.4	39.418	98.4	44.490		230.8	2:01.697		9	39.199	164.9	39.387	<u>123.7</u>	44.642		229.8	2:03.228	
4	39.038	156.3	39.549	122.0	44.442		<u>232.3</u>	2:03.029		10	38.414	167.7	38.851	102.7	<u>44.433</u>		229.3	2:01.698	
5	38.268	159.3	38.801	107.5	44.516		227.4	<u>2:01.585</u>		11	38.276	162.7	39.132	102.3	45.344		228.3	2:02.752	
6	38.187	165.4	38.934	117.6	45.118		228.3	2:02.239		12	38.946	162.2	38.907	123.0	Pit In		228.3	2:12.958	

131 Ziegler-Assfalg (DE)									Porsche 991.2 GT3 Cup										
lap	Sect-1	Speed	Sect-2	Speed	Sect-3	Speed	TopSpeed	laptime	pit	lap	Sect-1	Speed	Sect-2	Speed	Sect-3	Speed	Topspeed	laptime	pit
1		177.3	35.245	100.5	41.052		204.5	1:54.221		8	34.335	194.9	34.822	103.0	41.622		269.3	1:50.779	
2	<u>33.726</u>	179.4	35.115	119.7	41.082		270.7	1:49.923		9	34.642	194.2	35.248	99.7	41.882		268.0	1:51.772	
3	34.275	184.0	34.867	100.9	41.203		<u>272.0</u>	1:50.345		10	35.045	189.5	35.965	95.1	40.885		268.0	1:51.895	
4	34.190	184.3	34.765	116.8	41.168		268.7	1:50.123		11	34.513	188.2	35.784	96.1	40.851		270.0	1:51.148	
5	34.400	192.9	34.731	103.6	41.375		268.7	1:50.506		12	34.321	192.9	34.670	120.4	41.423		270.7	1:50.414	
6	34.348	<u>198.5</u>	<u>34.453</u>	109.4	<u>40.633</u>		270.0	<u>1:49.434</u>		13	36.011	173.9	35.099	103.9	41.249		<u>272.0</u>	1:52.359	
7	34.248	196.7	34.529	104.0	41.050		269.3	1:49.827		14	34.605	192.9	36.163	<u>124.7</u>	41.767		270.0	1:52.535	

178 Mika Sartin (DE)									Porsche 718 Cayman GT4 Clubsport										
lap	Sect-1	Speed	Sect-2	Speed	Sect-3	Speed	TopSpeed	laptime	pit	lap	Sect-1	Speed	Sect-2	Speed	Sect-3	Speed	Topspeed	laptime	pit
1		162.2	37.566	110.4	42.873		195.7	2:03.214		8	<u>35.577</u>	183.4	36.563	116.4	42.656		246.6	<u>1:54.796</u>	
2	36.865	174.8	36.402	111.5	<u>42.509</u>		245.5	1:55.776		9	36.491	178.5	36.590	116.0	42.575		245.5	1:55.656	
3	35.851	186.9	36.601	115.6	43.591		247.7	1:56.043		10	35.626	182.4	36.675	114.6	42.835		246.0	1:55.136	
4	35.704	<u>191.2</u>	38.873	107.5	44.238		246.6	1:58.815		11	36.851	177.6	36.830	110.4	42.834		245.5	1:56.515	
5	36.552	162.2	36.983	117.0	42.819		243.2	1:56.354		12	36.060	184.3	36.700	110.0	42.923		246.0	1:55.683	
6	37.152	182.7	<u>36.394</u>	<u>117.1</u>	42.786		<u>248.3</u>	1:56.332		13	35.851	178.2	36.635	115.3	43.283		246.0	1:55.769	
7	35.960	180.6	36.408	116.6	42.985		245.5	1:55.353		14	37.162	175.6	36.900	111.5	43.027		243.2	1:57.089	

344 Werner Panhauser (DE)									Porsche 981 Cayman GT4 Clubsport										
lap	Sect-1	Speed	Sect-2	Speed	Sect-3	Speed	TopSpeed	laptime	pit	lap	Sect-1	Speed	Sect-2	Speed	Sect-3	Speed	Topspeed	laptime	pit
1	46.605	148.1	39.703	109.2	44.042		188.5	2:10.350		8	37.983	171.4	37.954	110.1	46.218		237.9	2:02.155	
2	37.903	150.4	39.024	110.0	44.110		<u>242.2</u>	2:01.037		9	37.670	180.3	38.512	110.5	44.328		238.9	2:00.510	
3	37.516	168.8	<u>37.875</u>	111.3	44.217		<u>242.2</u>	1:59.608		10	37.823	173.6	38.247	107.0	45.555		239.5	2:01.625	
4	<u>37.086</u>	168.8	37.878	<u>126.8</u>	45.109		241.6	2:00.073		11	38.063	173.1	38.919	108.9	44.201		239.5	2:01.183	
5	39.169	155.2	38.549	108.1	45.268		234.8	2:02.986		12	37.718	<u>185.6</u>	38.091	109.6	44.203		236.8	2:00.012	
6	37.681	167.7	38.270	108.3	44.039		235.8	1:59.990		13	37.586	181.5	37.990	111.5	<u>43.713</u>		240.0	<u>1:59.289</u>	
7	37.594	185.2	38.458	117.8	44.632		239.5	2:00.684		14									

926 van Vliet-Verkerk (NL)									Porsche 981 Cayman GT4 Clubsport										
lap	Sect-1	Speed	Sect-2	Speed	Sect-3	Speed	TopSpeed	laptime	pit	lap	Sect-1	Speed	Sect-2	Speed	Sect-3	Speed	Topspeed	laptime	pit
1		177.9	37.346	120.0	43.370		189.8	2:01.788		8	36.960	177.9	37.878	111.8	<u>42.526</u>		240.5	1:57.364	
2	36.337	183.4	<u>36.886</u>	112.3	42.841		242.7	<u>1:56.064</u>		9	36.329	179.4	37.611	107.6	43.126		242.7	1:57.066	
3	<u>35.955</u>	179.4	37.430	114.6	44.518		<u>243.2</u>	1:57.903		10	37.662	179.1	37.545	109.1	43.164		240.0	1:58.371	
4	37.308	174.2	37.298	<u>125.9</u>	43.715		239.5	1:58.321		11	36.742	<u>188.2</u>	37.279	115.9	42.857		<u>243.2</u>	1:56.878	
5	36.851	169.5	37.166	119.9	42.957		238.9	1:56.974		12	36.681	187.5	37.767	113.6	43.315		242.2	1:57.763	



GT Winter SERIES - Portimão

Autódromo Internacional do Algarve

GTWS

11 - 12 December 2021

Laps and Sector Times - Race 1 - 25min.

Autodromo Internacional Algarve - 4652 mtr.

6	37.427	177.3	37.487	124.7	43.033	241.6	1:57.947	13	37.071	170.6	38.025	101.0	43.502	242.2	1:58.598
7	36.526	187.5	37.496	123.0	43.266	240.5	1:57.288	14	36.599	186.2	37.422	118.4	43.443	241.6	1:57.464

930 Horst Felix Felbermayer(A)										Porsche									
lap	Sect-1	Speed	Sect-2	Speed	Sect-3	Speed	TopSpeed	laptime	pit	lap	Sect-1	Speed	Sect-2	Speed	Sect-3	Speed	Topspeed	laptime	pit
1								2:05.791		8								1:58.749	
2								2:00.863		9								<u>1:57.112</u>	
3								1:59.472		10								1:57.778	
4								1:57.494		11								1:58.894	
5								1:57.837		12								1:58.665	
6								1:59.862		13								2:01.119	
7								1:58.149		14									

975 van den Berg-Arfman(NL)										Porsche 981 Cayman GT4 Clubsport									
lap	Sect-1	Speed	Sect-2	Speed	Sect-3	Speed	TopSpeed	laptime	pit	lap	Sect-1	Speed	Sect-2	Speed	Sect-3	Speed	Topspeed	laptime	pit
1		149.8	38.391	112.5	<u>42.703</u>		185.9	2:04.413		8	37.269	149.2	37.603	115.8	43.532		243.8	1:58.404	
2	36.690	149.8	38.230	111.7	42.880		245.5	1:57.800		9	36.912	173.6	37.514	112.0	44.360		243.2	1:58.786	
3	36.154	158.1	37.181	116.1	43.126		242.7	1:56.461		10	36.856	161.4	37.661	114.9	43.115		242.7	1:57.632	
4	<u>36.088</u>	176.5	<u>37.044</u>	118.4	43.276		244.3	<u>1:56.408</u>		11	37.719	168.5	37.157	113.9	44.693		243.2	1:59.569	
5	36.671	165.4	37.615	118.9	43.161		242.7	1:57.447		12	36.543	175.9	37.170	<u>123.1</u>	43.490		245.5	1:57.203	
6	36.525	169.3	38.036	110.3	43.396		244.9	1:57.957		13	38.289	169.8	37.380	113.9	43.766		233.8	1:59.435	
7	36.648	172.2	37.764	114.2	43.295		<u>246.0</u>	1:57.707		14	37.889	<u>181.2</u>	37.249	109.4	43.032		241.1	1:58.170	

977 Netzbandt-Kroker (DE)										Porsche 718 Cayman GT4 Clubsport									
lap	Sect-1	Speed	Sect-2	Speed	Sect-3	Speed	TopSpeed	laptime	pit	lap	Sect-1	Speed	Sect-2	Speed	Sect-3	Speed	Topspeed	laptime	pit
1	47.897	152.8	38.749	119.9	43.485			2:10.131		8	36.795	175.9	38.133	119.1	43.812		243.2	1:58.740	
2	37.775	162.7	38.780	118.8	43.495		240.5	2:00.050		9	36.491	171.2	38.789	116.5	43.484		244.3	1:58.764	
3	36.751	169.3	37.536	122.2	43.162		242.7	1:57.449		10	<u>36.413</u>	183.7	<u>37.115</u>	117.4	<u>43.000</u>		243.2	<u>1:56.528</u>	
4	36.544	173.4	37.412	117.9	44.177		243.2	1:58.133		11	36.617	177.9	37.750	114.4	43.775		245.5	1:58.142	
5	36.989	166.2	38.494	117.4	44.472		239.5	1:59.955		12	36.829	<u>186.5</u>	37.378	120.1	43.052		242.7	1:57.259	
6	37.112	166.4	38.115	115.6	44.319		241.6	1:59.546		13	37.395	180.6	37.322	<u>122.4</u>	43.230		241.1	1:57.947	
7	36.686	177.0	37.714	119.5	43.599		241.1	1:57.999		14									

978 Meyer-Kraemer(DE)										Porsche 981 Cayman GT4 Clubsport									
lap	Sect-1	Speed	Sect-2	Speed	Sect-3	Speed	TopSpeed	laptime	pit	lap	Sect-1	Speed	Sect-2	Speed	Sect-3	Speed	Topspeed	laptime	pit
1	Pit Out	109.8	41.497	97.2	46.623			2:09.899		8	37.868	158.8	38.734	95.5	45.063		239.5	2:01.665	
2	37.930	154.3	38.752	110.1	45.205		240.0	2:01.887		9	38.903	160.2	38.822	99.5	45.511		238.4	2:03.236	
3	37.891	158.6	<u>38.536</u>	105.9	44.763		240.5	<u>2:01.190</u>		10	38.121	158.4	40.377	108.7	44.962		240.5	2:03.460	
4	38.198	147.7	39.300	<u>114.6</u>	44.792		239.5	2:02.290		11	39.200	156.5	38.708	101.3	44.579		215.6	2:02.487	
5	38.059	154.9	38.683	111.5	45.594		238.9	2:02.336		12	<u>37.635</u>	159.5	39.562	100.7	44.212		240.5	2:01.409	
6	37.783	148.1	38.688	101.1	44.964		<u>241.1</u>	2:01.435		13	38.877	<u>165.4</u>	38.981	94.2	<u>44.071</u>		238.4	2:01.929	
7	38.331	153.2	39.045	108.0	45.806		240.0	2:03.182		14									

979 Holtkamp-Kranz(DE)										Porsche 718 Cayman GT4 Clubsport									
lap	Sect-1	Speed	Sect-2	Speed	Sect-3	Speed	TopSpeed	laptime	pit	lap	Sect-1	Speed	Sect-2	Speed	Sect-3	Speed	Topspeed	laptime	pit
1	Pit Out	109.5	42.054	103.9	45.616			2:09.913		8	37.598	169.3	38.421	118.2	44.092		<u>246.0</u>	2:00.111	
2	38.138	153.4	38.000	113.6	<u>43.565</u>		239.5	1:59.703		9	38.223	143.8	38.654	119.1	45.130		240.5	2:02.007	
3	37.553	163.4	38.124	<u>120.5</u>	44.438		238.9	2:00.115		10	37.545	154.5	38.663	113.0	46.719		242.7	2:02.927	
4	37.891	<u>182.7</u>	<u>37.672</u>	119.6	44.147		240.0	1:59.710		11	37.982	158.6	38.332	108.9	43.805		242.2	2:00.119	
5	36.855	181.2	37.885	114.8	44.748		244.3	<u>1:59.488</u>		12	39.407	178.2	38.960	113.2	45.241		241.1	2:03.608	
6	37.545	174.2	39.362	109.1	44.936		244.3	2:01.843		13	37.474	178.5	38.456	112.0	45.470		243.2	2:01.400	
7	<u>36.723</u>	176.5	37.979	112.6	45.502		244.3	2:00.204		14									

991 Hendrikx-Eibl(DE)										Porsche 991.2 GT3 Cup									
lap	Sect-1	Speed	Sect-2	Speed	Sect-3	Speed	TopSpeed	laptime	pit	lap	Sect-1	Speed	Sect-2	Speed	Sect-3	Speed	Topspeed	laptime	pit
1		163.4	34.405	120.1	40.683		200.0	1:51.662		8	34.553	166.4	35.354	117.5	41.517		269.3	1:51.424	
2	33.855	176.8	34.130	121.1	40.344		271.4	1:48.329		9	34.503	181.2	34.895	119.6	42.322		270.0	1:51.720	
3	34.524	182.7	33.972	120.0	40.499		271.4	1:48.995		10	36.802	180.0	35.313	113.0	44.028		271.4	1:56.143	
4	33.967	188.5	34.084	116.3	<u>39.847</u>		272.0	<u>1:47.898</u>		11	34.354	180.6	35.449	103.5	41.189		272.0	1:50.992	
5	<u>33.590</u>	186.2	<u>33.919</u>	118.7	40.858		272.7	1:48.367		12	34.725	184.3	34.372	<u>121.3</u>	41.033		<u>276.2</u>	1:50.130	
6	33.671	<u>193.9</u>	35.134	119.2	41.647		270.0	1:50.452		13	34.145	189.8	34.973	120.7	41.487		272.0	1:50.605	
7	34.855	170.1	35.095	115.4	41.338		260.2	1:51.288		14	34.332	191.2	34.820	109.8	41.152		270.0	1:50.304	



GT Winter SERIES - Portimão

Autódromo Internacional do Algarve

GTWS 11 - 12 December 2021
 Laps and Sector Times - Race 1 - 25min. Autodromo Internacional Algarve - 4652 mtr.

992 Henrdrixx-Martins (DE)									Porsche 991.2 GT3 Cup								
lap	Sect-1	Speed	Sect-2	Speed	Sect-3	Speed	TopSpeed	laptime pit	lap	Sect-1	Speed	Sect-2	Speed	Sect-3	Speed	Topspeed	laptime pit
1		168.2	<u>34.468</u>	<u>119.2</u>	40.913		203.8	1:52.752	8	<u>34.049</u>	175.3	34.937	104.2	40.701		270.0	1:49.687
2	34.896	173.1	34.682	115.4	40.854		270.7	1:50.432	9	34.342	182.1	35.370	104.9	41.063		271.4	1:50.775
3	34.175	172.8	34.690	112.4	<u>40.604</u>		271.4	<u>1:49.469</u>	10	35.080	162.9	35.325	103.9	41.497		272.7	1:51.902
4	34.149	166.4	34.569	101.2	40.775		270.7	1:49.493	11	34.681	178.8	36.280	110.5	41.312		270.7	1:52.273
5	34.241	164.4	34.992	106.6	40.793		270.0	1:50.026	12	35.424	175.3	35.008	112.7	41.027		270.0	1:51.459
6	34.211	165.1	35.068	106.0	40.847		269.3	1:50.126	13	34.341	192.5	35.103	112.1	41.768		<u>274.1</u>	1:51.212
7	34.496	167.2	34.914	108.9	40.682		270.7	1:50.092	14	35.310	<u>192.9</u>	35.575	102.4	41.687		272.0	1:52.572