



GT WINTER SERIES - PORTIMÃO

Autódromo Internacional do Algarve

GTWS 23 - 24 January 2021
 Laps and Sector Times - Race 3 Autodromo Internacional Algarve - 4652 mtr.

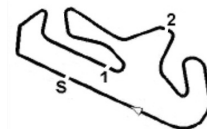
8 Christian Gisy										AUDI R8 GT4									
lap	Sect-1	Speed	Sect-2	Speed	Sect-3	Speed	TopSpeed	laptime	pit	lap	Sect-1	Speed	Sect-2	Speed	Sect-3	Speed	Topspeed	laptime	pit
1		168.5	38.281	113.0	44.734		199.6	2:05.508		12	35.975	179.7	37.559	114.0	44.661		250.0	1:58.195	
2	36.670	173.1	37.362	112.5	44.131		248.3	1:58.163		13	36.145	183.1	36.920	111.7	44.619		248.8	1:57.684	
3	36.830	173.1	37.296	105.1	43.622		247.7	1:57.748		14	36.000	174.2	<u>36.467</u>	109.6	43.287		246.0	1:55.754	
4	36.667	168.2	37.808	103.6	44.663		248.3	1:59.138		15	35.932	175.0	37.235	106.6	43.441		248.3	1:56.608	
5	36.255	171.2	37.567	108.3	43.345		246.0	1:57.167		16	36.002	175.3	36.557	110.7	<u>42.986</u>		249.4	<u>1:55.545</u>	
6	36.269	176.2	37.350	102.5	44.810		248.8	1:58.429		17	37.166	<u>184.3</u>	36.582	109.3	43.116		248.3	1:56.864	
7	37.675	172.0	37.565	107.6	43.737		225.9	1:58.977		18	36.578	180.0	36.812	108.2	44.804		<u>252.9</u>	1:58.194	
8	36.066	182.1	44.107	72.2	Pit In		247.7	2:24.995		19	36.487	179.7	36.716	<u>116.5</u>	44.318		250.0	1:57.521	
9	Pit Out	106.3	45.609	104.4	44.915			3:41.288		20	<u>35.831</u>	173.6	37.278	104.8	44.132		249.4	1:57.241	
10	36.519	178.5	36.611	113.2	43.619		251.7	1:56.749		21	36.088	175.3	36.949	107.7	43.547		247.7	1:56.584	
11	36.992	177.0	36.917	104.2	43.833		250.6	1:57.742		22									

11 Neuser-Marchewicz										Mercedes-AMG GT4									
lap	Sect-1	Speed	Sect-2	Speed	Sect-3	Speed	TopSpeed	laptime	pit	lap	Sect-1	Speed	Sect-2	Speed	Sect-3	Speed	Topspeed	laptime	pit
1		169.0	36.462	105.2	41.450		204.2	1:55.235		12	36.847	174.2	35.400	<u>120.8</u>	41.727		256.5	1:53.974	
2	34.729	170.9	35.132	118.2	41.327		257.1	1:51.188		13	34.873	174.5	35.402	107.8	41.226		256.5	1:51.501	
3	34.642	177.3	35.152	114.4	41.008		258.4	1:50.802		14	34.908	175.0	36.461	114.8	41.485		256.5	1:52.854	
4	35.078	177.3	35.140	112.7	41.217		237.4	1:51.435		15	34.949	177.9	35.569	108.5	41.516		255.3	1:52.034	
5	34.521	188.5	<u>35.037</u>	113.4	41.319		257.1	1:50.877		16	34.883	182.1	35.691	101.2	41.638		257.1	1:52.212	
6	<u>34.435</u>	<u>190.5</u>	35.141	107.0	<u>40.997</u>		<u>259.0</u>	<u>1:50.573</u>		17	35.121	177.3	36.823	105.3	41.589		257.1	1:53.533	
7	34.445	173.6	39.010	96.3	56.922		<u>259.0</u>	2:10.377		18	34.925	178.5	35.852	98.9	41.564		<u>259.0</u>	1:52.341	
8	59.761	87.0	52.106	81.1	Pit In		98.5	2:54.389		19	35.107	173.9	35.414	108.7	41.929		257.8	1:52.450	
9	Pit Out	98.6	43.118	113.4	42.021			3:43.254		20	35.321	174.8	35.678	108.4	41.819		257.1	1:52.818	
10	35.496	177.3	35.509	108.3	41.553		253.5	1:52.558		21	35.169	177.9	35.983	103.5	41.960		257.1	1:53.112	
11	35.325	176.5	35.171	112.9	42.085		255.3	1:52.581		22									

14 Javier Ibran Pardo										Ligier LMP3									
lap	Sect-1	Speed	Sect-2	Speed	Sect-3	Speed	TopSpeed	laptime	pit	lap	Sect-1	Speed	Sect-2	Speed	Sect-3	Speed	Topspeed	laptime	pit
1		167.7	34.242	122.4	38.233		201.1	1:47.713		12	33.445	188.8	<u>32.991</u>	121.9	<u>37.644</u>		260.9	1:44.080	
2	33.176	182.4	33.216	123.3	46.697		254.7	1:53.089		13	32.438	194.6	33.089	123.3	38.600		264.7	1:44.127	
3	32.724	183.1	33.276	118.6	38.441		255.9	1:44.441		14	33.310	203.0	33.233	<u>124.9</u>	38.378		262.8	1:44.921	
4	33.186	200.0	33.150	124.3	38.072		257.1	1:44.408		15	33.518	<u>210.5</u>	33.232	121.3	38.840		<u>266.7</u>	1:45.590	
5	33.028	190.8	33.425	<u>124.9</u>	37.820		259.0	1:44.273		16	32.600	198.5	34.069	119.2	38.051		262.1	1:44.720	
6	32.796	201.9	33.564	117.8	39.266		260.2	1:45.626		17	32.872	182.1	34.156	119.7	38.129		261.5	1:45.157	
7	33.304	183.1	33.923	117.9	46.042		262.8	1:53.269		18	32.790	206.1	34.275	119.5	38.204		262.1	1:45.269	
8	51.852	87.7	1:02.991	92.1	Pit In		164.6	3:05.567		19	33.425	180.0	33.351	117.3	38.044		260.9	1:44.820	
9	Pit Out	172.0	34.036	120.5	38.938			3:15.199		20	32.522	190.8	33.328	122.2	37.753		262.8	<u>1:43.603</u>	
10	33.201	187.2	33.309	123.3	38.601		259.6	1:45.111		21	33.004	184.9	33.205	112.9	37.977		263.4	1:44.186	
11	<u>32.332</u>	190.8	33.088	120.4	38.782		262.1	1:44.202		22	32.447	192.2	33.187	116.9	38.266		264.7	1:43.900	

21 Esteves-Saillies										AUDI R8 GT4									
lap	Sect-1	Speed	Sect-2	Speed	Sect-3	Speed	TopSpeed	laptime	pit	lap	Sect-1	Speed	Sect-2	Speed	Sect-3	Speed	Topspeed	laptime	pit
1		164.6	39.205	118.9	44.694		198.2	2:04.180		12	36.751	165.1	37.262	120.0	44.100		238.9	1:58.113	
2	37.252	158.6	37.425	<u>123.0</u>	44.592		236.8	1:59.269		13	<u>36.079</u>	161.2	37.579	111.0	43.455		240.5	1:57.113	
3	37.835	168.5	37.433	113.6	44.287		236.3	1:59.555		14	36.197	182.4	37.142	118.7	44.021		241.1	1:57.360	
4	37.054	166.4	37.698	111.8	44.106		238.4	1:58.858		15	36.206	192.9	36.584	107.9	42.860		<u>242.7</u>	1:55.650	
5	36.765	177.0	37.089	115.4	43.710		238.4	1:57.564		16	36.092	<u>195.7</u>	<u>36.378</u>	116.9	42.994		238.9	<u>1:55.464</u>	
6	36.641	180.3	37.482	104.8	43.780		238.4	1:57.903		17	36.511	175.6	38.165	118.2	42.682		237.9	1:57.358	
7	37.835	174.2	37.853	115.4	44.404		238.9	2:00.092		18	37.110	183.1	37.175	115.0	<u>42.576</u>		241.1	1:56.861	
8	37.036	180.0	41.374	72.1	Pit In		235.3	2:23.713		19	36.252	189.8	36.627	115.4	42.730		240.5	1:55.609	
9	Pit Out	164.6	37.596	105.5	43.586			3:24.581		20	36.646	191.5	36.457	114.6	43.187		238.9	1:56.290	
10	36.554	192.2	36.884	111.6	42.832		237.4	1:56.270		21	38.130	194.6	36.916	115.9	42.873		238.4	1:57.919	
11	36.293	184.6	37.014	119.2	42.804		240.5	1:56.111		22									

22 KlingelInberg-Zamparelli										Porsche 991.2 GT3 Cup									
lap	Sect-1	Speed	Sect-2	Speed	Sect-3	Speed	TopSpeed	laptime	pit	lap	Sect-1	Speed	Sect-2	Speed	Sect-3	Speed	Topspeed	laptime	pit
1		169.3	36.140	116.6	41.023		201.9	1:54.286		12	<u>33.216</u>	192.5	<u>33.617</u>	123.4	39.448		264.7	<u>1:46.281</u>	
2	34.264	183.7	35.037	115.5	40.578		264.7	1:49.879		13	33.482	191.8	33.971	121.8	39.593		265.4	1:47.046	
3	34.217	189.1	34.804	116.9	40.727		265.4	1:49.748		14	33.746	191.5	34.146	120.8	40.710		266.0	1:48.602	
4	34.132	181.5	34.727	119.6	41.367		264.7	1:50.226		15	33.679	188.2	34.163	108.5	39.795		259.6	1:47.637	
5	34.229	191.2	35.339	115.0	41.063		262.8	1:50.631		16	33.534	191.2	34.094	117.5	40.750		265.4	1:48.378	
6	34.168	188.8	34.853	114.2	40.768		264.1	1:49.789		17	33.536	183.1	34.051	119.3	39.947		266.0	1:47.534	
7	33.989	188.5	39.772	115.9	59.211		264.7	2:12.972		18	34.163	<u>194.6</u>	34.028	123.3	40.646		266.0	1:48.837	
8	59.649	96.9	52.576	91.8	Pit In		97.5	2:54.385		19	33.841	183.1	34.354	116.8	41.156		262.8	1:49.351	
9	Pit Out	183.7	34.299	123.3	41.424			3:22.277		20	33.579	191.8	34.576	121.8	40.476		<u>266.7</u>	1:48.631	



GT WINTER SERIES - PORTIMÃO

Autódromo Internacional do Algarve

GTWS 23 - 24 January 2021
 Laps and Sector Times - Race 3 Autodromo Internacional Algarve - 4652 mtr.

10	33.656	187.5	33.800	122.4	<u>39.199</u>	257.1	1:46.655	21	33.752	181.8	33.915	<u>123.6</u>	41.332	264.7	1:48.999
11	33.760	193.9	33.892	120.7	39.304	265.4	1:46.956	22	34.803	188.5	34.538	120.5	40.970	264.1	1:50.311

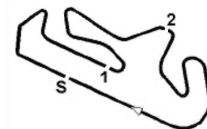
23 Alexander Hagen Berg										Porsche Cayman GT4 CS									
lap	Sect-1	Speed	Sect-2	Speed	Sect-3	Speed	TopSpeed	laptime	pit	lap	Sect-1	Speed	Sect-2	Speed	Sect-3	Speed	Topspeed	laptime	pit
1		173.6	37.836	106.8	42.837		196.7	1:59.929		12	35.122	190.8	35.903	108.9	42.245		246.0	1:53.270	
2	35.569	180.6	38.261	112.3	41.966		244.3	1:55.796		13	35.353	184.9	36.066	115.8	41.838		247.7	1:53.257	
3	36.064	173.9	36.400	113.4	41.933		243.8	1:54.397		14	35.493	186.5	35.754	123.4	41.951		246.6	1:53.198	
4	35.529	181.5	36.091	121.1	42.122		247.7	1:53.742		15	35.248	163.9	35.662	123.1	41.912		247.1	1:52.822	
5	35.482	182.1	36.100	114.6	42.003		<u>248.8</u>	1:53.585		16	35.136	188.8	35.884	121.8	<u>41.593</u>		247.7	1:52.613	
6	35.751	177.9	36.255	106.0	41.849		247.7	1:53.855		17	35.198	190.8	35.775	119.3	41.863		247.7	1:52.836	
7	39.151	133.8	38.481	104.1	43.287		213.4	2:00.919		18	34.909	193.2	<u>35.583</u>	<u>125.0</u>	41.856		246.0	<u>1:52.348</u>	
8	50.922	73.3	51.330	68.4	Pit In		135.8	2:46.483		19	<u>34.838</u>	193.2	35.623	124.7	42.307		247.1	1:52.768	
9	Pit Out	157.0	36.616	120.3	41.759			3:22.206		20	34.889	187.5	35.722	121.9	42.371		246.0	1:52.982	
10	35.215	193.9	35.886	108.9	41.725		247.1	1:52.826		21	35.405	187.8	35.930	120.0	42.109		246.0	1:53.444	
11	35.128	192.5	35.921	<u>125.0</u>	41.851		246.6	1:52.900		22									

30 Abbelen-Jefferies										Ligier LMP3									
lap	Sect-1	Speed	Sect-2	Speed	Sect-3	Speed	TopSpeed	laptime	pit	lap	Sect-1	Speed	Sect-2	Speed	Sect-3	Speed	Topspeed	laptime	pit
1		170.3	34.714	118.6	38.706		201.9	1:46.770		12	32.462	197.4	31.997	133.7	36.419		259.6	1:40.878	
2	33.279	179.7	33.695	121.5	37.966		259.0	1:44.940		13	32.015	200.4	31.807	132.2	<u>36.126</u>		267.3	1:39.948	
3	32.908	179.1	34.296	107.8	38.423		260.2	1:45.627		14	31.140	210.9	31.740	132.0	37.255		266.7	1:40.135	
4	32.743	184.9	33.544	115.8	38.420		262.1	1:44.707		15	31.170	213.0	<u>31.382</u>	132.7	36.300		264.7	<u>1:38.852</u>	
5	33.028	182.1	34.013	113.0	37.886		261.5	1:44.927		16	31.180	<u>214.7</u>	32.037	127.1	36.817		266.0	1:40.034	
6	32.482	185.6	33.973	115.0	38.116		263.4	1:44.571		17	<u>31.013</u>	204.9	32.232	<u>136.5</u>	36.220		267.3	1:39.465	
7	32.726	188.2	33.949	115.5	49.914		264.1	1:56.589		18	31.649	206.5	32.555	133.7	36.264		270.0	1:40.468	
8	55.154	86.0	1:03.086	87.4	1:10.819		182.1	3:09.059		19	34.877	190.1	32.571	133.7	36.908		270.7	1:44.356	
9	1:12.362	94.7	54.284	81.2	Pit In		78.3	3:04.234		20	31.282	203.4	31.755	133.8	36.556		270.0	1:39.593	
10	Pit Out	188.8	32.999	128.0	37.284			3:16.190		21	31.567	191.5	32.142	131.9	36.867		<u>271.4</u>	1:40.576	
11	31.870	195.3	32.578	123.4	40.221		262.8	1:44.669		22	31.340	200.0	31.696	133.5	36.402		268.0	1:39.438	

32 Sartingen-Schwerfeld										Mercedes-AMG GT3									
lap	Sect-1	Speed	Sect-2	Speed	Sect-3	Speed	TopSpeed	laptime	pit	lap	Sect-1	Speed	Sect-2	Speed	Sect-3	Speed	Topspeed	laptime	pit
1		179.7	36.004	111.9	39.795		196.4	1:50.845		12	33.993	187.2	33.620	123.9	37.913		259.0	1:45.526	
2	33.820	200.4	33.968	106.7	39.318		254.7	1:47.106		13	32.267	201.9	32.900	126.6	38.307		259.0	1:43.474	
3	33.773	201.1	33.965	112.1	41.052		254.7	1:48.790		14	32.351	201.5	<u>32.435</u>	125.7	37.943		257.1	1:42.729	
4	33.662	204.5	33.568	119.6	39.655		254.7	1:46.885		15	32.497	200.7	32.576	<u>131.4</u>	37.738		259.6	1:42.811	
5	33.814	210.5	33.767	108.2	39.003		257.1	1:46.584		16	32.423	203.0	32.564	126.0	37.754		258.4	1:42.741	
6	33.823	196.4	33.496	111.3	39.733		255.9	1:47.052		17	32.279	205.7	32.583	127.2	37.862		258.4	<u>1:42.724</u>	
7	34.460	206.5	36.219	108.3	55.519		257.8	2:06.198		18	<u>32.124</u>	210.1	32.910	130.6	38.142		260.2	1:43.176	
8	53.693	106.0	53.820	92.4	58.172		124.7	2:45.685		19	32.366	202.6	32.587	120.3	38.260		258.4	1:43.213	
9	1:11.995	82.6	54.265	81.5	Pit In		89.3	3:04.481		20	33.070	<u>210.9</u>	32.436	123.4	<u>37.692</u>		<u>261.5</u>	1:43.198	
10	Pit Out	189.8	33.169	117.5	37.937			3:15.455		21	32.410	201.9	32.561	125.3	38.004		<u>261.5</u>	1:42.975	
11	32.873	196.4	32.718	122.9	38.889		<u>261.5</u>	1:44.480		22	32.235	202.2	32.623	125.9	37.876		259.6	1:42.734	

34 Klueber-Heyer										Mercedes-AMG GT3									
lap	Sect-1	Speed	Sect-2	Speed	Sect-3	Speed	TopSpeed	laptime	pit	lap	Sect-1	Speed	Sect-2	Speed	Sect-3	Speed	Topspeed	laptime	pit
1		185.2	35.779	112.5	40.913		201.9	1:52.789		12	32.320	207.3	32.488	125.1	38.217		268.7	1:43.025	
2	34.167	190.8	34.964	118.7	40.615		263.4	1:49.746		13	32.296	208.9	32.498	129.5	39.282		271.4	1:44.076	
3	33.985	196.4	35.004	108.4	40.044		265.4	1:49.033		14	32.546	187.2	33.205	122.3	38.536		268.0	1:44.287	
4	33.637	191.2	34.577	117.1	39.884		264.7	1:48.098		15	32.777	193.9	32.869	123.3	Pit In		272.0	1:49.922	
5	33.754	198.9	34.247	113.6	39.576		265.4	1:47.577		16	Pit Out	206.1	32.846	126.2	37.959			2:05.375	
6	33.481	196.4	34.257	118.9	39.888		266.7	1:47.626		17	31.974	191.5	32.538	128.6	38.163		272.0	1:42.675	
7	33.579	180.9	35.191	104.5	50.539		268.0	1:59.309		18	32.233	186.2	33.731	127.5	38.167		<u>273.4</u>	1:44.131	
8	53.710	100.0	53.704	91.8	Pit In		117.1	2:52.827		19	32.044	<u>215.1</u>	32.105	<u>131.7</u>	38.832		270.7	1:42.981	
9	Pit Out	192.2	33.066	117.3	39.439			3:07.514		20	32.106	214.3	32.456	128.7	38.001		266.7	1:42.563	
10	32.253	213.0	32.418	128.3	38.376		267.3	1:43.047		21	<u>31.769</u>	209.3	32.367	118.9	<u>37.893</u>		270.7	<u>1:42.029</u>	
11	32.055	204.5	32.363	122.0	38.188		267.3	1:42.606		22	32.032	205.7	<u>31.977</u>	129.0	38.730		272.0	1:42.739	

48 Haub-Jilkova										Mercedes-AMG GT4									
lap	Sect-1	Speed	Sect-2	Speed	Sect-3	Speed	TopSpeed	laptime	pit	lap	Sect-1	Speed	Sect-2	Speed	Sect-3	Speed	Topspeed	laptime	pit
1		172.2	35.801	114.9	41.432		206.1	1:54.103		12	35.867	161.4	36.712	<u>125.6</u>	42.287		257.1	1:54.866	
2	35.035	172.8	35.081	119.3	<u>41.047</u>		255.9	1:51.163		13	35.240	174.5	35.538	116.3	42.686		255.9	1:53.464	
3	34.942	174.5	<u>34.900</u>	122.4	41.206		258.4	1:51.048		14	36.512	172.5	36.522	116.4	43.392		248.3	1:56.426	
4	<u>34.380</u>	178.2	35.039	118.2	41.576		259.0	1:50.995		15	35.131	159.1	35.977	113.7	42.258		255.3	1:53.366	
5	34.590	<u>180.6</u>	34.948	121.9	41.056		<u>262.1</u>	<u>1:50.594</u>		16	35.016	165.1	35.881	109.8	41.955		254.7	1:52.852	
6	34.818	179.7	34.943	117.9	41.149		259.6	1:50.910		17	34.995	175.3	35.854	116.4	41.848		255.9	1:52.697	



GT WINTER SERIES - PORTIMÃO

Autódromo Internacional do Algarve

GTWS
23 - 24 January 2021

Laps and Sector Times - Race 3
Autodromo Internacional Algarve - 4652 mtr.

7	34.903	179.4	38.915	108.5	56.867	258.4	2:10.685	18	35.375	171.7	35.487	118.4	42.393	257.1	1:53.255
8	59.557	86.1	52.259	85.6	Pit In	97.7	2:54.443	19	35.066	164.6	35.538	119.7	42.369	257.1	1:52.973
9	Pit Out	108.5	41.704	105.0	42.623		3:45.642	20	35.049	160.0	35.863	116.5	42.930	257.8	1:53.842
10	35.235	176.2	35.619	122.2	41.662	257.1	1:52.516	21	34.981	167.7	35.657	118.2	42.197	255.9	1:52.835
11	34.855	171.7	35.990	113.0	42.735	259.0	1:53.580	22							

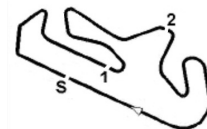
56 Noah Moller									Radical SR3										
lap	Sect-1	Speed	Sect-2	Speed	Sect-3	Speed	TopSpeed	laptime	pit	lap	Sect-1	Speed	Sect-2	Speed	Sect-3	Speed	Topspeed	laptime	pit
1		166.9	37.261	119.3	41.725		187.2	1:57.810		12	38.019	169.0	36.301	115.0	41.926		223.1	1:56.246	
2	36.452	172.8	36.234	108.4	40.828		217.7	1:53.514		13	36.150	172.2	36.698	118.4	<u>40.467</u>		221.3	1:53.315	
3	35.861	174.8	35.949	108.5	40.764		216.9	1:52.574		14	35.967	176.2	36.229	112.4	43.322		220.9	1:55.518	
4	35.891	174.8	35.864	117.6	40.559		216.9	<u>1:52.314</u>		15	36.258	176.5	37.242	118.6	41.659		220.9	1:55.159	
5	35.867	177.0	35.811	110.2	40.915		216.9	1:52.593		16	37.163	177.9	35.905	120.9	42.432		217.7	1:55.500	
6	35.921	178.8	35.763	111.6	42.268		215.6	1:53.952		17	36.745	187.2	36.529	114.9	40.801		216.4	1:54.075	
7	36.593	163.9	37.182	107.4	46.456		216.0	2:00.231		18	36.139	184.6	36.376	115.8	41.560		216.4	1:54.075	
8	58.014	83.6	52.004	78.7	Pit In		110.1	2:52.952		19	36.361	181.2	35.912	113.0	40.892		216.9	1:53.165	
9	Pit Out	153.4	38.039	100.2	42.562			3:44.240		20	36.651	<u>187.5</u>	35.788	114.8	41.148		217.3	1:53.587	
10	36.141	181.5	35.812	111.6	40.502		222.2	1:52.455		21	36.244	184.0	35.701	112.3	40.923		217.3	1:52.868	
11	<u>35.724</u>	180.9	<u>35.675</u>	<u>123.3</u>	41.885		<u>223.6</u>	1:53.284		22									

72 Uwe Lauer									Ferrari 458 Challenge										
lap	Sect-1	Speed	Sect-2	Speed	Sect-3	Speed	TopSpeed	laptime	pit	lap	Sect-1	Speed	Sect-2	Speed	Sect-3	Speed	Topspeed	laptime	pit
1		143.8	41.138	98.8	45.666		188.2	2:11.626		9	39.250	<u>189.5</u>	39.362	108.2	45.602		230.3	2:04.214	
2	38.813	156.5	39.499	106.4	45.597		<u>238.9</u>	2:03.909		10	38.608	179.1	39.908	116.4	47.399		234.3	2:05.915	
3	38.540	173.6	39.241	108.0	46.326		236.3	2:04.107		11	38.453	178.2	39.549	107.6	45.387		233.8	2:03.389	
4	40.129	156.3	40.060	106.5	48.128		210.9	2:08.317		12	38.605	175.6	39.047	110.4	45.607		237.9	2:03.259	
5	40.529	148.4	40.932	105.0	46.159		233.8	2:07.620		13	<u>37.714</u>	179.1	38.028	107.9	44.059		235.8	<u>1:59.801</u>	
6	38.981	175.6	41.249	89.9	56.930		235.3	2:17.160		14	37.861	188.2	38.131	109.9	44.174		<u>238.9</u>	2:00.166	
7	53.669	117.1	53.792	92.6	Pit In		128.7	2:51.124		15	38.003	180.9	38.749	112.3	<u>43.830</u>		236.3	2:00.582	
8	Pit Out	118.4	47.138	99.6	48.705			3:51.235		16	38.261	185.9	38.896	120.3	44.183		237.9	2:01.340	

74 Martinus Richter									BMW M240i Racing										
lap	Sect-1	Speed	Sect-2	Speed	Sect-3	Speed	TopSpeed	laptime	pit	lap	Sect-1	Speed	Sect-2	Speed	Sect-3	Speed	Topspeed	laptime	pit
1		143.4	42.264	<u>100.7</u>	46.794		188.5	2:15.120		10	39.312	162.4	41.113	94.2	46.663		221.8	2:07.088	
2	39.522	161.2	41.093	100.4	47.023		224.5	2:07.638		11	40.201	153.8	41.270	<u>100.7</u>	<u>46.058</u>		221.8	2:07.529	
3	39.721	<u>164.6</u>	41.287	98.1	46.305		222.7	2:07.313		12	40.247	157.2	41.570	96.1	48.807		221.8	2:10.624	
4	39.126	160.7	41.042	97.4	46.850		223.6	2:07.018		13	40.705	160.0	41.586	95.2	46.583		223.6	2:08.874	
5	39.397	163.4	41.542	98.7	47.468		222.7	2:08.407		14	39.700	156.3	41.969	97.1	48.012		222.2	2:09.681	
6	40.948	163.4	41.879	93.9	1:07.847		221.8	2:30.674		15	39.603	160.0	41.337	96.1	46.809		223.1	2:07.749	
7	59.400	103.5	52.652	94.2	53.210		101.8	2:45.262		16	39.973	158.4	41.469	99.3	46.567		223.1	2:08.009	
8	50.565	91.1	54.215	77.5	Pit In		157.9	2:45.194		17	41.461	158.6	<u>40.808</u>	95.3	47.281		223.1	2:09.550	
9	Pit Out	158.8	41.611	94.5	47.447			3:38.274		18	<u>38.925</u>	157.9	41.013	92.6	46.945		<u>225.5</u>	<u>2:06.883</u>	

76 Garcia-Still									Porsche 991.1 GT3 Cup										
lap	Sect-1	Speed	Sect-2	Speed	Sect-3	Speed	TopSpeed	laptime	pit	lap	Sect-1	Speed	Sect-2	Speed	Sect-3	Speed	Topspeed	laptime	pit
1		163.1	36.794	110.9	41.789		197.1	1:58.323		9	41.654	134.2	43.043	96.0	50.656		242.2	2:15.353	
2	34.471	179.4	34.560	118.2	<u>40.038</u>		257.1	<u>1:49.069</u>		10	41.163	153.2	43.855	86.7	48.974		225.5	2:13.992	
3	<u>34.105</u>	168.8	34.955	118.2	43.885		<u>262.1</u>	1:52.945		11	41.058	116.5	42.002	93.8	49.720		237.4	2:12.780	
4	34.610	178.8	34.709	114.0	40.499		253.5	1:49.818		12	42.790	142.9	45.879	92.7	49.808		177.0	2:18.477	
5	34.323	<u>183.7</u>	<u>34.487</u>	117.1	Pit In		259.6	1:57.421		13	42.304	141.0	43.659	91.7	50.257		190.8	2:16.220	
6	Pit Out	159.3	45.383	79.1	53.958			9:13.472		14	40.428	159.5	43.504	86.5	50.843		241.6	2:14.775	
7	35.098	180.0	34.611	<u>119.9</u>	Pit In		242.2	1:57.888		15	41.425	164.6	43.032	96.3	51.732		204.9	2:16.189	
8	Pit Out	159.5	41.697	83.3	48.508			3:52.453		16	42.694	157.9	44.948	89.0	52.556		240.0	2:20.198	

77 Horn-Briones									Porsche 997										
lap	Sect-1	Speed	Sect-2	Speed	Sect-3	Speed	TopSpeed	laptime	pit	lap	Sect-1	Speed	Sect-2	Speed	Sect-3	Speed	Topspeed	laptime	pit
1	41.467	187.2	37.034	113.4	42.685		213.4	2:01.186		12	37.298	161.9	36.155	111.0	41.613		229.8	1:55.066	
2	35.291	185.6	36.124	109.2	42.506		256.5	1:53.921		13	34.699	162.7	35.790	102.0	41.473		<u>262.8</u>	1:51.962	
3	35.423	184.9	36.067	113.9	42.510		252.9	1:54.000		14	35.456	188.8	35.688	112.7	42.351		261.5	1:53.495	
4	35.009	191.2	35.696	116.1	42.399		255.9	1:53.104		15	34.596	188.8	35.445	114.4	<u>41.397</u>		259.6	1:51.438	
5	34.924	193.9	35.598	111.7	42.561		255.9	1:53.083		16	<u>34.406</u>	191.2	35.444	90.8	41.469		261.5	1:51.319	
6	35.951	180.0	36.437	99.3	42.070		254.1	1:54.458		17	34.821	167.7	36.076	114.3	41.503		262.1	1:52.400	
7	35.844	169.5	37.637	99.2	43.866		256.5	1:57.347		18	34.557	179.7	35.625	92.5	41.531		261.5	1:51.713	
8	54.212	90.3	52.159	70.2	Pit In		116.3	2:50.118		19	34.854	181.8	35.178	109.5	41.777		259.6	1:51.809	
9	Pit Out	102.9	42.757	113.3	42.179			3:40.043		20	34.410	182.7	35.960	119.2	41.722		260.9	1:52.092	
10	34.664	<u>194.2</u>	<u>34.904</u>	110.5	41.442		255.9	<u>1:51.010</u>		21	34.832	190.1	35.331	<u>119.6</u>	41.435		255.9	1:51.598	
11	35.231	181.2	35.883	111.1	43.321		257.1	1:54.435		22									



GT WINTER SERIES - PORTIMÃO

Autódromo Internacional do Algarve

GTWS 23 - 24 January 2021
 Laps and Sector Times - Race 3 Autodromo Internacional Algarve - 4652 mtr.

90 Andrius Zemaitis										Porsche Cayman GT4 CS									
lap	Sect-1	Speed	Sect-2	Speed	Sect-3	Speed	TopSpeed	laptime	pit	lap	Sect-1	Speed	Sect-2	Speed	Sect-3	Speed	Topspeed	laptime	pit
1		165.6	38.790	118.0	45.109		187.8	2:07.427		12	38.013	173.6	37.728	122.7	43.860		242.7	1:59.601	
2	37.397	170.6	38.103	116.5	44.089		241.6	1:59.589		13	37.248	172.5	37.269	118.2	43.713		<u>245.5</u>	1:58.230	
3	37.424	177.9	38.018	114.8	44.266		240.0	1:59.708		14	36.605	173.9	37.554	119.7	42.892		242.7	1:57.051	
4	36.820	164.9	37.742	117.4	43.404		240.5	1:57.966		15	36.472	172.0	37.577	119.2	42.771		242.2	1:56.820	
5	37.358	167.4	37.089	118.8	42.951		242.2	1:57.398		16	36.447	165.1	37.503	124.7	44.526		244.3	1:58.476	
6	36.531	176.8	36.819	<u>126.3</u>	43.416		242.7	1:56.766		17	36.350	172.8	37.908	124.6	43.003		242.7	1:57.261	
7	37.148	169.8	37.814	110.7	44.083		242.7	1:59.045		18	<u>36.247</u>	180.0	36.957	114.6	42.911		242.7	1:56.115	
8	37.159	174.5	41.887	87.0	Pit In		229.8	2:24.918		19	37.605	180.6	38.077	118.4	43.221		<u>245.5</u>	1:58.903	
9	Pit Out	169.0	36.999	117.6	43.239			3:24.159		20	36.677	164.6	36.981	120.4	<u>42.616</u>		243.2	1:56.274	
10	36.485	<u>181.8</u>	<u>36.668</u>	124.0	42.927		243.8	<u>1:56.080</u>		21	36.523	171.4	36.872	117.9	42.892		242.2	1:56.287	
11	36.381	168.2	38.716	113.3	44.084		243.2	1:59.181		22									

101 Carl-Friedrich Kolb										BMW M240i Racing									
lap	Sect-1	Speed	Sect-2	Speed	Sect-3	Speed	TopSpeed	laptime	pit	lap	Sect-1	Speed	Sect-2	Speed	Sect-3	Speed	Topspeed	laptime	pit
1		146.9	40.259	105.4	45.452		186.9	2:10.121		10	39.004	150.2	39.384	109.1	44.935		222.2	2:03.323	
2	39.482	141.9	40.625	104.5	45.476		223.6	2:05.583		11	39.400	158.8	39.865	<u>119.2</u>	44.864		222.7	2:04.129	
3	39.070	151.9	39.126	113.1	45.584		225.5	2:03.780		12	38.613	154.7	39.471	109.9	45.228		224.1	2:03.312	
4	39.504	154.1	39.408	108.3	44.891		220.9	2:03.803		13	38.531	154.7	40.536	103.6	<u>44.538</u>		225.5	2:03.605	
5	38.878	152.1	39.661	107.4	44.752		223.1	2:03.291		14	<u>38.352</u>	149.8	39.279	113.6	44.946		225.0	2:02.577	
6	38.659	154.7	39.747	99.0	51.559		222.2	2:09.965		15	38.498	156.3	39.106	112.4	44.692		223.6	<u>2:02.296</u>	
7	49.270	88.4	1:02.941	81.0	1:09.212		158.1	3:01.423		16	39.363	<u>161.9</u>	<u>39.071</u>	109.4	44.885		<u>225.9</u>	2:03.319	
8	1:12.480	87.0	54.287	81.8	Pit In		80.2	3:04.698		17	38.558	157.0	39.527	106.8	45.107		224.1	2:03.192	
9	Pit Out	144.8	40.334	105.5	45.330			4:32.841		18	38.667	154.1	39.610	105.9	45.330		223.6	2:03.607	

666 Assfalg-Ziegler										KTM X-BOW GT4 Evo									
lap	Sect-1	Speed	Sect-2	Speed	Sect-3	Speed	TopSpeed	laptime	pit	lap	Sect-1	Speed	Sect-2	Speed	Sect-3	Speed	Topspeed	laptime	pit
1		177.9	36.862	108.3	42.724		200.4	2:00.465		9	38.476	162.4	38.437	113.7	47.181		246.0	2:04.094	
2	35.366	193.5	36.001	104.0	42.316		247.7	1:53.683		10	37.425	187.2	38.408	98.7	46.078		246.6	2:01.911	
3	35.131	194.9	<u>35.156</u>	105.6	42.583		249.4	1:52.870		11	36.787	186.2	38.170	<u>122.6</u>	44.701		246.6	1:59.658	
4	<u>34.843</u>	196.4	35.751	109.8	<u>42.120</u>		250.0	<u>1:52.714</u>		12	36.787	195.3	37.306	107.4	43.335		247.7	1:57.428	
5	35.647	197.8	35.351	108.2	44.223		<u>250.6</u>	1:55.221		13	36.435	190.5	40.030	91.3	45.619		247.7	2:02.084	
6	36.006	189.5	5:57.702	72.5	1:01.911		242.7	7:35.619		14	36.607	170.3	40.110	115.4	44.580		249.4	2:01.297	
7	49.640	99.6	47.164	91.6	Pit In		146.1	2:35.066		15	40.473	193.9	37.072	118.0	45.523		217.7	2:03.068	
8	Pit Out	180.6	38.855	109.5	44.743			4:56.295		16	36.824	<u>203.4</u>	37.035	106.8	Pit In		247.7	2:08.583	

911 Greiling-Richter										Porsche 991.2 GT3									
lap	Sect-1	Speed	Sect-2	Speed	Sect-3	Speed	TopSpeed	laptime	pit	lap	Sect-1	Speed	Sect-2	Speed	Sect-3	Speed	Topspeed	laptime	pit
1	46.658	142.3	42.451	98.7	48.786		190.1	2:17.895		11	36.450	162.2	38.595	106.6	44.616		<u>259.0</u>	1:59.661	
2	39.530	162.7	40.661	92.6	49.319		243.8	2:09.510		12	36.745	167.7	37.671	107.9	44.339		255.3	1:58.755	
3	39.032	175.3	40.279	92.1	47.265		251.2	2:06.576		13	36.531	170.6	37.572	106.7	44.396		255.9	1:58.499	
4	38.525	175.0	39.910	95.8	47.072		253.5	2:05.507		14	<u>36.424</u>	173.4	36.977	105.0	45.261		257.1	1:58.662	
5	38.714	155.4	40.984	94.7	48.214		252.3	2:07.912		15	36.609	173.4	37.883	99.6	44.952		254.7	1:59.444	
6	39.050	157.2	42.927	91.3	1:06.863		251.2	2:28.840		16	36.645	157.7	39.099	107.0	<u>43.964</u>		255.9	1:59.708	
7	59.611	98.4	52.761	89.4	Pit In		100.5	2:53.553		17	37.922	169.0	37.886	115.3	45.085		248.3	2:00.893	
8	Pit Out	146.1	41.407	111.8	44.419			3:53.107		18	36.909	165.6	38.064	97.2	46.017		257.8	2:00.990	
9	36.538	169.3	<u>36.748</u>	<u>116.3</u>	45.228		256.5	1:58.514		19	37.272	156.3	37.993	101.0	44.121		254.1	1:59.386	
10	36.482	<u>177.0</u>	37.170	110.2	44.093		256.5	<u>1:57.745</u>		20									

991 Hendrikx-Eibl										Porsche 991.1 GT3 Cup									
lap	Sect-1	Speed	Sect-2	Speed	Sect-3	Speed	TopSpeed	laptime	pit	lap	Sect-1	Speed	Sect-2	Speed	Sect-3	Speed	Topspeed	laptime	pit
1		180.9	35.539	104.8	41.173		206.9	1:53.419		12	34.852	180.6	35.958	107.6	41.646		257.1	1:52.456	
2	34.738	194.6	35.121	115.1	40.726		255.9	1:50.585		13	35.020	164.9	35.540	100.1	40.854		257.8	1:51.414	
3	35.225	189.1	35.026	114.9	41.224		255.3	1:51.475		14	34.792	182.1	35.536	98.1	41.822		259.6	1:52.150	
4	34.838	196.4	35.115	115.4	41.552		258.4	1:51.505		15	35.060	166.9	37.065	95.8	41.950		256.5	1:54.075	
5	34.636	194.2	34.561	117.6	40.770		255.9	1:49.967		16	35.011	175.6	36.191	101.2	41.031		255.3	1:52.233	
6	<u>34.347</u>	<u>198.5</u>	<u>34.530</u>	<u>120.5</u>	<u>40.678</u>		258.4	<u>1:49.555</u>		17	35.170	174.2	35.968	103.5	41.892		256.5	1:53.030	
7	34.743	175.9	40.393	111.9	57.237		257.8	2:12.373		18	34.857	172.8	35.894	101.2	41.233		259.0	1:51.984	
8	59.184	91.0	52.434	91.1	Pit In		96.8	2:53.946		19	34.917	169.5	35.540	103.3	41.517		257.8	1:51.974	
9	Pit Out	118.3	42.094	105.1	41.788			3:45.444		20	35.062	169.5	36.639	110.4	41.211		258.4	1:52.912	
10	34.706	182.7	35.398	103.5	40.846		258.4	1:50.950		21	35.653	184.3	35.571	113.0	40.953		259.6	1:52.177	
11	35.014	171.7	36.049	95.2	41.964		<u>260.2</u>	1:53.027		22									