



FUN RACING CARS 2021 - PORTIMÃO

Autódromo Internacional do Algarve

FUN CUP

14 - 17 October 2021

Laps and Sector Times - Essais Qualifs

Autodromo Internacional Algarve - 4652 mtr.

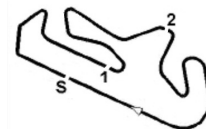
5 MAES-MAES-PALETTE										MAES RACING									
lap	Sect-1	Speed	Sect-2	Speed	Sect-3	Speed	TopSpeed	laptime	pit	lap	Sect-1	Speed	Sect-2	Speed	Sect-3	Speed	Topspeed	laptime	pit
1	Pit Out	148.8	41.773	<u>116.6</u>	48.727			2:09.151		11	40.965	157.4	<u>40.739</u>	97.6	46.744		189.1	<u>2:08.448</u>	
2	21: 11.483	121.3	42.366	102.7	48.121		186.5	22: 41.970		12	41.362	146.3	41.434	98.3	47.558		<u>192.2</u>	2: 10.354	
3	42.464	153.8	41.259	110.7	<u>46.729</u>		<u>192.2</u>	2: 10.452		13	42.525	151.5	40.852	101.7	Pit In		191.8	2: 21.586	
4	41.249	156.7	40.950	109.9	47.249		191.8	2: 09.448		14	Pit Out	135.3	49.234	94.7	1: 39.422			6: 32.854	
5	41.495	157.7	41.302	112.0	Pit In		186.2	2: 18.664		15	1: 36.963	47.4	55.730	108.0	47.989		56.0	3: 20.682	
6	Pit Out	138.8	41.329	96.0	48.396			15: 12.105		16	41.347	141.0	41.890	112.1	48.320		191.8	2: 11.557	
7	42.097	156.7	41.442	98.6	46.780		191.5	2: 10.319		17	42.199	150.4	41.458	112.0	47.862		183.1	2: 11.519	
8	40.885	152.1	41.290	96.7	46.750		<u>192.2</u>	2: 08.925		18	42.013	159.1	41.473	109.8	47.578		183.4	2: 11.064	
9	41.271	<u>163.1</u>	41.016	98.6	47.654		186.9	2: 09.941		19	41.923	162.2	41.193	105.5	48.031		188.8	2: 11.147	
10	<u>40.836</u>	138.6	42.183	108.2	48.529		<u>192.2</u>	2: 11.548		20	41.840	152.8	41.376	109.4	46.956		183.1	2: 10.172	

24 BALCAEN-VAN POLLART										SKYLUX RACING									
lap	Sect-1	Speed	Sect-2	Speed	Sect-3	Speed	TopSpeed	laptime	pit	lap	Sect-1	Speed	Sect-2	Speed	Sect-3	Speed	Topspeed	laptime	pit
1	Pit Out	149.6	41.793	98.8	47.730			2: 08.316		10	40.786	160.0	41.158	111.2	47.520		191.8	2: 09.464	
2	40.962	137.2	41.738	95.5	47.344		192.2	2: 10.044		11	41.394	157.4	42.006	98.2	47.920		<u>192.5</u>	2: 11.320	
3	41.201	156.7	41.456	96.1	47.502		189.1	2: 10.159		12	40.778	162.9	41.250	<u>113.2</u>	47.108		191.2	2: 09.136	
4	41.392	158.1	41.030	104.8	47.134		188.8	2: 09.556		13	40.929	162.4	41.077	107.9	47.018		190.5	2: 09.024	
5	43.032	148.6	40.963	103.3	46.861		192.2	2: 10.856		14	<u>40.539</u>	163.9	<u>40.566</u>	107.6	<u>46.811</u>		191.5	<u>2: 07.916</u>	
6	40.985	163.9	41.320	103.9	47.323		189.1	2: 09.628		15	40.968	<u>164.6</u>	41.087	105.2	Pit In		188.5	2: 23.833	
7	42.095	149.2	41.377	94.7	Pit In		190.5	2: 30.048		16	Pit Out	131.1	42.952	93.6	47.539			11: 01.357	
8	Pit Out	138.5	42.338	103.8	47.817			7: 35.089		17	42.148	143.0	42.413	99.5	Pit In		187.8	2: 22.614	
9	41.451	154.9	41.100	100.8	47.165		187.2	2: 09.716		18									

31 DUBOIS-LECUYER-ROGER-SCHIRRE										VW PARTNERS									
lap	Sect-1	Speed	Sect-2	Speed	Sect-3	Speed	TopSpeed	laptime	pit	lap	Sect-1	Speed	Sect-2	Speed	Sect-3	Speed	Topspeed	laptime	pit
1	43.824	148.6	44.859	92.7	49.937		182.4	2: 18.620		14	44.881	136.7	44.760	98.1	51.025		182.4	2: 20.666	
2	44.069	146.5	44.510	87.2	50.561		180.0	2: 19.140		15	44.465	148.8	44.861	85.9	Pit In		185.6	2: 34.115	
3	44.369	141.0	44.674	90.1	49.721		177.9	2: 18.764		16	Pit Out	149.4	44.370	87.7	50.247			3: 21.458	
4	44.045	149.0	55.177	92.2	50.976		179.1	2: 30.198		17	43.721	139.0	43.527	91.1	50.038		184.9	2: 17.286	
5	23: 38.037	129.8	44.162	100.2	49.667		179.1	25: 11.866		18	43.847	144.0	43.925	93.2	49.481		180.6	2: 17.253	
6	43.362	140.4	44.029	98.6	50.506		187.5	2: 17.897		19	43.607	106.6	46.508	88.4	58.326		183.4	2: 28.441	
7	44.200	137.2	<u>43.395</u>	101.3	48.643		180.3	<u>2: 16.238</u>		20	1: 13.828	67.6	1: 05.536	70.9	1: 14.344		91.7	3: 33.708	
8	<u>42.965</u>	<u>157.9</u>	44.192	<u>105.5</u>	49.908		187.5	2: 17.065		21	57.649	130.0	43.500	97.2	Pit In		92.9	4: 40.132	
9	43.383	156.3	43.539	98.3	50.013		182.4	2: 16.935		22	Pit Out	130.3	45.271	81.3	51.171			3: 29.638	
10	44.368	135.5	44.038	101.1	<u>48.405</u>		175.6	2: 16.811		23	44.264	141.9	46.299	94.5	50.754		183.4	2: 21.317	
11	7: 29.709	133.3	44.435	99.3	52.007		186.9	9: 06.151		24	43.344	147.9	44.363	98.6	50.475		<u>188.5</u>	2: 18.182	
12	44.676	138.1	44.590	102.6	52.550		184.3	2: 21.816		25	44.175	140.1	43.889	92.5	50.410		179.1	2: 18.474	
13	44.145	143.2	44.773	86.5	51.109		184.0	2: 20.027		26									

33 TABERY-TABERY-TABERY										DEDICATED by M3M									
lap	Sect-1	Speed	Sect-2	Speed	Sect-3	Speed	TopSpeed	laptime	pit	lap	Sect-1	Speed	Sect-2	Speed	Sect-3	Speed	Topspeed	laptime	pit
1	Pit Out	141.5	43.324	83.7	49.101			2: 13.627		14	42.993	153.8	42.411	102.6	48.762		187.2	2: 14.166	
2	43.239	145.7	42.887	100.0	48.524		183.7	2: 14.650		15	42.657	157.9	41.945	104.4	48.692		191.5	2: 13.294	
3	42.609	138.3	43.465	99.0	48.293		185.6	2: 14.367		16	42.066	141.5	42.438	108.4	48.466		185.9	2: 12.970	
4	22: 50.549	143.6	41.806	112.6	49.048		188.8	24: 21.403		17	42.590	158.8	42.288	102.5	48.429		184.6	2: 13.307	
5	42.627	147.1	41.647	108.7	48.141		191.8	2: 12.415		18	42.206	142.9	42.245	101.2	47.915		184.6	2: 12.366	
6	42.841	136.2	42.934	105.4	49.057		189.8	2: 14.832		19	41.684	163.4	41.640	107.4	<u>47.590</u>		186.9	2: 10.914	
7	41.830	145.9	41.884	109.9	48.743		192.2	2: 12.457		20	42.374	106.6	51.274	84.9	1: 38.025		191.2	3: 11.673	
8	43.126	150.6	41.742	114.3	48.978		191.5	2: 13.846		21	1: 38.128	49.6	57.370	95.7	50.252		57.6	3: 25.750	
9	42.434	150.6	41.735	<u>115.8</u>	48.668		184.9	2: 12.837		22	41.479	151.5	41.781	110.3	47.776		191.8	2: 11.036	
10	42.625	146.7	42.502	115.0	51.763		185.6	2: 16.890		23	43.324	158.4	43.981	107.4	48.571		<u>193.2</u>	2: 15.876	
11	7: 33.102	149.8	42.875	93.8	49.040		138.3	9: 05.017		24	41.801	155.6	42.202	111.2	48.399		185.6	2: 12.402	
12	42.539	153.8	42.021	107.9	48.266		182.4	2: 12.826		25	43.910	130.8	44.036	109.8	48.039		181.8	2: 15.985	
13	42.153	143.6	42.223	105.3	48.479		187.2	2: 12.855		26	<u>41.465</u>	163.6	<u>41.574</u>	111.5	47.724		189.8	<u>2: 10.763</u>	

66 CAPPELLETTO-MULLER-MULLER										PP 81 - TM RACING									
lap	Sect-1	Speed	Sect-2	Speed	Sect-3	Speed	TopSpeed	laptime	pit	lap	Sect-1	Speed	Sect-2	Speed	Sect-3	Speed	Topspeed	laptime	pit
1	Pit Out	126.8	42.450	75.2	48.386			2: 10.368		14	41.200	158.4	42.130	101.8	47.399		192.2	2: 10.729	
2	41.927	162.7	41.200	102.0	47.423		184.9	2: 10.550	D	15	41.423	<u>165.1</u>	<u>40.957</u>	100.9	47.145		191.8	<u>2: 09.525</u>	
3	41.718	159.8	41.479	103.6	48.816		186.5	2: 12.013		16	<u>41.057</u>	157.4	41.131	103.1	<u>46.808</u>		190.1	2: 08.996	D
4	41.701	149.0	41.301	100.7	47.909		184.3	2: 10.911		17	41.498	158.1	42.142	94.2	47.294		186.5	2: 10.934	
5	21: 32.185	137.8	42.921	104.1	48.131		183.1	23: 03.237		18	55.746	150.6	41.683	99.4	Pit In		185.9	2: 37.708	
6	42.024	142.5	42.261	103.3	48.450		184.0	2: 12.735	D	19	Pit Out	96.3	43.272	101.2	Pit In			4: 51.626	
7	42.127	132.8	42.611	104.9	47.503		<u>192.5</u>	2: 12.241		20	Pit Out	72.7	55.921	83.9	1: 22.996			3: 47.405	
8	42.415	148.4	41.806	103.7	47.720		192.2	2: 11.941		21	52.999	91.8	44.476	92.1	48.166		145.0	2: 25.641	


FUN RACING CARS 2021 - PORTIMÃO

Autódromo Internacional do Algarve

FUN CUP

Laps and Sector Times - Essais Qualifs

14 - 17 October 2021

Autodromo Internacional Algarve - 4652 mtr.

9	42.305	148.6	41.775	105.8	48.181	192.2	2:12.261	22	41.263	153.4	41.337	96.0	47.679	191.8	2:10.279
10	42.681	151.5	41.700	102.9	48.210	186.9	2:12.591	23	42.168	138.8	41.595	97.8	47.675	184.3	2:11.438
11	42.447	135.2	42.693	92.9	49.857	183.1	2:14.997	24	42.511	146.3	41.754	96.2	48.293	185.9	2:12.558
12	7:23.303	74.6	1:03.424	100.1	47.728	137.2	9:14.455	25	1:07.420	161.9	41.546	105.7	47.584	185.9	2:36.550
13	41.609	151.7	41.357	<u>106.1</u>	47.297	191.5	2:10.263	26							

72 LELEU-MARY-TRIBUT									SOUND OF QUATTRO										
lap	Sect-1	Speed	Sect-2	Speed	Sect-3	Speed	TopSpeed	laptime	pit	lap	Sect-1	Speed	Sect-2	Speed	Sect-3	Speed	Topspeed	laptime	pit
1	Pit Out	125.7	45.647	95.0	52.424			2:19.621		12	42.456	155.8	41.955	101.3	48.513		<u>192.9</u>	2:12.924	
2	42.724	145.0	43.499	93.5	49.797		185.6	2:16.020		13	42.278	155.4	42.037	100.2	Pit In		182.4	2:19.778	
3	43.212	146.1	44.120	99.0	49.685		180.0	2:17.017		14	Pit Out	158.1	41.952	116.3	49.240			3:07.631	
4	46.732	134.5	44.667	98.5	49.658		183.4	2:21.057		15	43.076	155.2	42.159	105.5	48.533		179.7	2:13.768	
5	43.634	149.8	43.111	99.1	49.366		182.1	2:16.111		16	43.839	108.2	51.144	85.6	1:38.457		180.6	3:13.440	
6	43.657	150.2	43.126	96.3	49.291		180.0	2:16.074		17	1:37.985	51.4	57.448	101.6	48.495		58.2	3:23.928	
7	7:31.892	<u>164.1</u>	42.552	102.2	48.754		177.9	9:03.198		18	42.251	151.3	42.239	104.9	49.073		183.4	2:13.563	
8	42.411	157.4	41.761	109.4	48.107		182.1	2:12.279		19	44.335	154.3	44.694	102.1	49.172		180.0	2:18.201	
9	42.816	150.0	44.121	102.2	<u>47.904</u>		192.2	2:14.841		20	44.277	145.4	42.461	106.7	48.812		184.9	2:15.550	
10	42.084	155.8	41.801	103.6	48.107		190.5	2:11.992		21	42.160	152.5	42.341	119.5	48.869		186.5	2:13.370	
11	<u>41.618</u>	142.3	42.131	102.5	49.037		191.8	2:12.786		22	41.879	161.2	<u>41.460</u>	110.9	48.099		186.5	<u>2:11.438</u>	

93 GUYARD-PI NTO-SIERRA-FORTUNY-VI DOTTO									CPM-ETR-SMMC SKR										
lap	Sect-1	Speed	Sect-2	Speed	Sect-3	Speed	TopSpeed	laptime	pit	lap	Sect-1	Speed	Sect-2	Speed	Sect-3	Speed	Topspeed	laptime	pit
1	42.812	158.1	42.344	<u>115.8</u>	50.101		188.8	2:15.257		12	41.744	144.2	41.862	93.8	48.093		191.8	2:11.699	
2	44.329	150.4	42.983	109.4	49.371		184.6	2:16.683		13	41.920	<u>161.7</u>	41.700	102.8	47.999		<u>192.5</u>	2:11.619	
3	42.752	141.9	42.479	98.8	Pit In		189.1	2:23.122		14	41.893	153.0	42.057	100.4	48.400		187.2	2:12.350	
4	Pit Out	152.3	42.265	98.5	48.288			24:58.687		15	42.097	158.6	41.764	111.7	Pit In		181.5	2:21.961	
5	42.004	141.9	42.898	103.5	48.614		191.5	2:13.516		16	Pit Out	120.3	44.440	98.5	49.295			6:12.480	
6	42.118	148.4	42.054	106.8	48.498		<u>192.5</u>	2:12.670		17	43.538	122.9	42.821	107.0	48.416		180.9	2:14.775	
7	42.808	136.2	42.276	98.8	50.610		191.8	2:15.694		18	45.330	91.6	50.002	79.5	Pit In		180.3	2:54.236	
8	<u>41.474</u>	149.6	<u>41.527</u>	112.9	47.917		192.2	<u>2:10.918</u>		19	Pit Out	121.9	48.645	86.2	58.512			4:20.249	
9	42.460	146.5	42.380	106.5	Pit In		192.2	2:22.422		20	42.233	153.0	41.680	107.7	47.984		185.2	2:11.897	
10	Pit Out	136.4	42.250	97.6	48.322			9:36.794		21	41.633	155.6	41.718	104.7	48.483		186.2	2:11.834	
11	43.487	149.4	42.070	107.2	<u>47.821</u>		191.8	2:13.378		22	45.099	127.4	43.886	97.7	Pit In		177.9	2:25.637	

116 BENEZECH-BENEZECH-DEBARD-DEBARD									PP 81										
lap	Sect-1	Speed	Sect-2	Speed	Sect-3	Speed	TopSpeed	laptime	pit	lap	Sect-1	Speed	Sect-2	Speed	Sect-3	Speed	Topspeed	laptime	pit
1	Pit Out	141.5	42.659	98.2	48.792			2:13.365		13	41.345	151.9	42.081	103.2	48.039		191.2	2:11.465	
2	42.684	150.0	42.143	105.4	48.730		186.2	2:13.557		14	41.249	161.7	42.563	93.5	47.635		191.2	2:11.447	
3	22:18.666	146.7	43.034	101.4	49.655		185.6	23:51.355		15	42.522	153.2	42.048	100.5	<u>47.506</u>		<u>192.2</u>	2:12.076	
4	42.453	160.0	42.485	103.5	48.163		186.9	2:13.101		16	42.135	159.5	<u>41.287</u>	104.9	47.605		191.5	2:11.027	
5	41.928	149.2	43.535	106.8	49.137		190.5	2:14.600		17	41.385	153.4	41.456	104.2	47.718		191.8	<u>2:10.559</u>	
6	43.550	144.8	42.442	105.8	48.530		183.4	2:14.522		18	41.842	160.7	41.813	85.4	Pit In		182.1	2:22.879	
7	43.090	160.2	42.263	95.9	48.179		191.5	2:13.532		19	Pit Out	124.3	53.979	75.9	54.004			4:15.378	
8	42.410	<u>162.2</u>	41.775	<u>108.8</u>	Pit In		184.3	2:24.373		20	47.130	102.9	44.287	93.3	48.075		158.6	2:19.492	
9	Pit Out	149.0	41.496	105.5	48.410			10:07.767		21	41.662	150.4	41.879	96.9	47.883		182.4	2:11.424	
10	41.884	157.0	42.492	108.4	49.439		191.8	2:13.815		22	<u>41.095</u>	159.5	41.806	96.3	47.768		191.8	2:10.669	
11	41.493	161.9	41.632	97.2	47.789		191.5	2:10.914		23	41.969	156.5	42.022	91.8	48.540		182.1	2:12.531	
12	42.023	160.2	41.630	98.6	48.695		191.8	2:12.348		24	45.331	146.3	43.365	93.0	48.238		183.4	2:16.934	

135 LEMOINE-PASQUOTTI-ROTH									EAGLE DRIVER										
lap	Sect-1	Speed	Sect-2	Speed	Sect-3	Speed	TopSpeed	laptime	pit	lap	Sect-1	Speed	Sect-2	Speed	Sect-3	Speed	Topspeed	laptime	pit
1	42.379	155.4	42.423	107.9	48.720		189.5	2:13.522		13	42.062	153.8	42.393	112.3	<u>48.413</u>		187.2	2:12.868	
2	43.399	148.4	42.562	106.5	Pit In		188.8	2:22.742		14	42.144	<u>161.7</u>	<u>41.713</u>	113.0	48.852		<u>191.5</u>	<u>2:12.709</u>	
3	Pit Out	123.3	44.497	102.3	51.427			26:40.944		15	42.274	156.7	42.218	107.6	48.577		183.7	2:13.069	
4	46.707	121.5	43.863	100.7	49.702		169.5	2:20.272		16	42.869	155.4	42.501	106.1	48.429		183.4	2:13.799	
5	44.432	134.2	45.058	104.1	49.700		187.8	2:19.190		17	42.587	155.2	42.128	112.4	48.426		180.9	2:13.141	
6	45.669	142.7	42.830	103.2	51.453		175.3	2:19.952		18	42.301	155.4	41.874	107.0	48.620		182.4	2:12.795	
7	45.192	135.3	43.018	112.4	49.776		184.3	2:17.986		19	<u>41.906</u>	146.7	1:02.085	65.5	Pit In		189.1	3:27.632	
8	45.547	136.4	43.066	101.4	50.306		181.5	2:18.919		20	Pit Out	98.5	47.912	<u>120.8</u>	52.591			3:57.080	
9	43.593	146.5	43.414	98.0	50.106		184.0	2:17.113		21	45.852	141.0	43.095	102.8	49.694		181.5	2:18.641	
10	6:46.786	151.9	42.563	105.1	48.504		148.1	8:17.853		22	45.231	136.5	44.539	102.9	52.462		181.2	2:22.232	
11	42.583	157.0	42.105	117.0	48.912		184.9	2:13.600		23	45.979	127.8	43.934	100.9	50.313		163.6	2:20.226	
12	42.761	161.4	41.921	116.0	48.964		184.9	2:13.646		24	45.905	124.6	42.738	106.1	49.543		175.3	2:18.186	


FUN RACING CARS 2021 - PORTIMÃO

Autódromo Internacional do Algarve

FUN CUP

14 - 17 October 2021

Laps and Sector Times - Essais Qualifs

Autodromo Internacional Algarve - 4652 mtr.

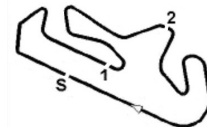
141 GALPIN-GALPIN-PERIOCHE-RAJOELY									CAPOCCI										
lap	Sect-1	Speed	Sect-2	Speed	Sect-3	Speed	TopSpeed	laptime	pit	lap	Sect-1	Speed	Sect-2	Speed	Sect-3	Speed	Topspeed	laptime	pit
1	43.734	157.4	43.334	95.3	Pit In		172.5	2:27.243		13	41.807	153.4	41.702	105.8	47.940		190.1	2:11.449	
2	Pit Out	131.4	42.336	109.0	47.787			3:30.575		14	41.738	139.7	42.769	104.0	48.892		<u>192.5</u>	2:13.399	
3	42.710	156.3	41.765	94.8	Pit In		184.0	2:21.449		15	42.909	142.9	42.775	101.4	Pit In		187.5	2:25.593	
4	Pit Out	139.4	42.944	111.5	48.932			23:49.196		16	Pit Out	132.7	42.524	100.7	48.022			7:06.372	
5	43.337	142.1	43.280	104.9	48.361		179.4	2:14.978		17	41.533	155.8	1:02.829	95.4	<u>47.733</u>		183.1	2:32.095	
6	41.587	154.9	41.971	105.3	49.290		192.2	2:12.848		18	42.079	116.6	53.976	65.2	Pit In		185.6	3:22.788	
7	42.629	151.5	42.187	106.5	48.543		189.8	2:13.359		19	Pit Out	103.6	51.208	101.6	51.118			3:48.545	
8	41.839	155.2	41.708	<u>121.1</u>	48.498		185.6	2:12.045		20	41.579	161.4	41.527	104.3	47.999		191.2	2:11.105	
9	41.936	155.8	41.829	107.2	48.153		183.4	2:11.918		21	<u>41.375</u>	146.5	42.665	106.9	48.061		187.5	2:12.101	
10	42.445	148.6	42.612	98.4	Pit In		181.8	2:26.708		22	41.566	152.8	<u>41.319</u>	112.4	50.199		184.6	2:13.084	
11	Pit Out	133.5	44.073	101.5	49.408			7:21.931		23	42.160	157.9	41.879	103.0	48.175		184.6	2:12.214	
12	43.780	148.1	42.675	100.4	48.546		182.4	2:15.001		24	41.475	<u>162.9</u>	41.642	107.0	47.796		188.5	<u>2:10.913</u>	

142 VAILLANT-BRES-MAGNOULOUX									GSVI LYON										
lap	Sect-1	Speed	Sect-2	Speed	Sect-3	Speed	TopSpeed	laptime	pit	lap	Sect-1	Speed	Sect-2	Speed	Sect-3	Speed	Topspeed	laptime	pit
1	48.714	122.3	45.745	<u>116.3</u>	55.045		165.4	2:29.504		13	46.481	130.4	47.760	103.0	54.218		171.2	2:28.459	
2	47.131	132.8	46.447	97.6	52.629		177.6	2:26.207		14	45.865	129.5	46.218	97.2	52.230		181.2	2:24.313	
3	46.586	130.6	45.792	106.6	Pit In		171.4	2:33.480		15	45.444	132.0	45.659	103.2	51.795		180.9	2:22.898	
4	Pit Out	110.0	54.074	79.9	1:02.451			25:02.736		16	48.320	131.1	46.610	97.9	51.340		177.6	2:26.270	
5	51.564	101.7	53.950	88.6	1:00.990		168.5	2:46.504		17	45.490	132.7	45.800	103.7	51.751		176.5	2:23.041	
6	51.061	111.2	55.007	92.6	1:00.665		164.6	2:46.733		18	48.549	109.2	50.987	63.5	1:42.194		177.3	3:21.730	
7	51.715	109.8	52.590	87.7	59.705		161.4	2:44.010		19	1:35.467	52.7	1:00.757	101.7	51.626		64.3	3:27.850	
8	51.307	100.7	52.715	96.0	59.871		150.4	2:43.893		20	<u>45.084</u>	129.8	47.148	104.9	51.623		<u>186.2</u>	2:23.855	
9	52.600	105.3	52.849	91.7	59.984		148.4	2:45.433		21	47.827	<u>137.9</u>	45.461	99.5	1:01.327		177.6	2:34.615	
10	7:15.386	125.1	50.690	100.7	54.887		92.5	9:00.963		22	47.802	131.5	44.867	109.8	51.330		169.8	2:23.999	
11	48.220	124.0	47.159	96.2	54.810		172.0	2:30.189		23	45.945	132.4	<u>44.480</u>	102.7	<u>50.839</u>		165.6	<u>2:21.264</u>	
12	48.913	135.5	47.556	102.5	52.529		168.2	2:28.998		24									

145 DA PONTE-RAYNAUD-ROUILLARD									GSVI TOULOUSE										
lap	Sect-1	Speed	Sect-2	Speed	Sect-3	Speed	TopSpeed	laptime	pit	lap	Sect-1	Speed	Sect-2	Speed	Sect-3	Speed	Topspeed	laptime	pit
1	42.550	154.9	42.563	113.8	49.388		184.6	2:14.501		13	41.991	157.0	41.948	109.1	47.996		185.6	2:11.935	
2	43.059	158.4	41.899	113.4	49.038		190.5	2:13.996		14	42.290	148.8	42.490	98.0	48.596		189.8	2:13.376	
3	42.968	157.2	42.211	<u>126.5</u>	51.255		186.2	2:16.434		15	41.811	158.4	41.322	104.7	48.173		<u>191.8</u>	2:11.306	
4	42.448	<u>161.9</u>	42.205	117.8	48.715		<u>191.8</u>	2:13.368		16	<u>41.421</u>	152.3	41.425	104.9	48.367		<u>187.2</u>	<u>2:11.213</u>	
5	22:23.589	133.5	44.058	95.2	50.374		186.2	23:58.021		17	41.554	<u>161.9</u>	<u>41.192</u>	112.1	48.529		186.2	2:11.275	
6	43.240	158.4	43.151	92.4	49.914		184.3	2:16.305		18	41.631	152.8	41.498	109.1	48.238		184.6	2:11.367	
7	43.691	153.8	43.308	83.3	49.403		180.9	2:16.402		19	42.322	158.1	41.387	107.1	<u>47.949</u>		183.1	2:11.658	
8	42.913	153.8	43.768	90.7	49.315		188.5	2:15.996		20	41.879	150.8	41.568	98.5	56.121		184.0	2:19.568	
9	42.799	145.2	44.028	103.0	49.600		183.4	2:16.427		21	1:12.870	71.1	1:05.208	64.9	Pit In		83.7	3:37.706	
10	42.969	157.2	42.796	100.0	49.355		187.8	2:15.120		22	Pit Out	126.3	44.019	86.0	49.093			7:06.865	
11	7:29.868	145.2	42.192	105.6	48.745		184.6	9:00.805		23	42.354	151.5	41.950	101.3	48.813		181.5	2:13.117	
12	42.286	142.7	41.923	98.8	48.655		183.7	2:12.864		24	41.845	140.1	42.886	106.0	48.565		187.2	2:13.296	

154 MALTEZ-PRULHO-VAZ									COGEMO16										
lap	Sect-1	Speed	Sect-2	Speed	Sect-3	Speed	TopSpeed	laptime	pit	lap	Sect-1	Speed	Sect-2	Speed	Sect-3	Speed	Topspeed	laptime	pit
1	44.335	156.5	44.641	96.9	49.739		173.9	2:18.715		12	44.259	152.5	45.150	95.3	50.807		177.9	2:20.216	
2	43.800	151.5	43.477	106.2	50.717		178.8	2:17.994		13	44.750	150.0	44.279	95.7	50.614		177.6	2:19.643	
3	44.069	156.1	43.699	109.1	49.408		175.0	<u>2:17.176</u>		14	43.863	155.2	43.788	88.9	Pit In		179.1	2:27.359	
4	44.449	<u>160.2</u>	<u>43.250</u>	107.6	50.738		181.8	2:18.437		15	Pit Out	93.7	58.024	57.0	1:48.461			14:25.213	
5	21:59.352	144.0	44.155	100.7	51.689		180.3	23:35.196		16	1:35.793	56.8	1:11.589	89.1	52.213		59.0	3:39.595	
6	44.821	150.2	44.597	100.2	50.887		164.6	2:20.305		17	44.179	138.5	44.792	93.9	50.897		183.7	2:19.868	
7	45.263	142.9	44.427	102.7	50.808		167.7	2:20.498		18	44.294	151.7	44.230	95.2	50.306		<u>184.6</u>	2:18.830	
8	44.098	158.8	44.548	94.8	50.289		177.9	2:18.935		19	45.272	153.2	45.934	88.8	50.938		179.1	2:22.144	
9	44.039	158.4	44.570	99.5	50.961		178.5	2:19.570		20	<u>43.638</u>	150.2	44.605	93.8	<u>49.397</u>		183.7	2:17.640	
10	44.277	150.0	44.530	99.5	50.379		172.0	2:19.186		21	44.673	142.1	44.480	93.8	50.493		177.3	2:19.646	
11	7:14.463	136.4	43.532	94.2	51.136		0.3	8:49.131		22									

161 COMOLE-LEONARDI-PETIT-SCHREIBER									ORHES - OPTIMUM ESPORT										
lap	Sect-1	Speed	Sect-2	Speed	Sect-3	Speed	TopSpeed	laptime	pit	lap	Sect-1	Speed	Sect-2	Speed	Sect-3	Speed	Topspeed	laptime	pit
1	Pit Out	150.2	43.822	90.7	50.464			2:13.140		14	42.109	160.0	42.106	100.9	48.544		186.9	2:12.759	
2	44.415	145.6	43.611	87.6	51.337		177.6	2:19.363		15	42.521	152.8	42.926	86.6	Pit In		190.8	2:20.366	
3	43.946	147.5	43.427	92.1	50.436		178.8	2:17.809		16	Pit Out	161.2	42.444	104.7	48.565			3:15.790	
4	20:51.191	134.8	43.296	88.6	49.196		0.1	22:23.683		17	42.083	163.9	41.909	100.4	48.407		185.9	2:12.399	
5	43.254	141.5	43.532	101.9	50.065		184.0	2:16.851		18	42.206	148.6	42.474	103.7	48.473		186.2	2:13.153	
6	44.045	148.8	44.388	89.7	49.597		160.2	2:18.030		19	42.606	132.2	46.303	77.3	1:39.438		186.9	3:08.347	


FUN RACING CARS 2021 - PORTIMÃO

Autódromo Internacional do Algarve

FUN CUP

14 - 17 October 2021

Laps and Sector Times - Essais Qualifs

Autodromo Internacional Algarve - 4652 mtr.

7	44.415	142.7	43.380	97.8	Pit In	187.8	2:26.412	20	1:37.983	47.0	54.087	104.7	48.247	54.5	3:20.317
8	Pit Out	145.9	43.018	96.6	49.125		3:44.684	21	<u>41.347</u>	157.9	<u>41.725</u>	103.8	48.373	<u>193.2</u>	<u>2:11.445</u>
9	42.621	145.4	42.630	88.3	48.746	183.7	2:13.997	22	43.024	156.5	42.583	100.1	48.238	192.9	2:13.845
10	7:08.113	150.8	42.236	98.3	48.567	0.3	8:38.916	23	41.888	153.2	41.981	<u>109.1</u>	50.220	192.2	2:14.089
11	43.692	156.5	43.138	99.3	49.013	183.1	2:15.843	24	43.603	145.7	42.260	103.2	48.647	187.2	2:14.510
12	43.343	146.5	45.310	98.5	48.182	190.5	2:16.835	25	42.450	155.8	42.297	102.2	<u>48.151</u>	184.9	2:12.898
13	43.180	154.1	42.117	98.2	48.560	185.6	2:13.857	26							

172	LORI QUER-PI GELET - RI CHARD								EURODATACAR by M3M										
lap	Sect-1	Speed	Sect-2	Speed	Sect-3	Speed	TopSpeed	laptime	pit	lap	Sect-1	Speed	Sect-2	Speed	Sect-3	Speed	Topspeed	laptime	pit
1	41.718	147.7	41.564	106.5	48.347		183.1	2:11.629	14	41.675	149.4	42.134	110.5	48.120		190.5	2:11.929		
2	43.815	144.8	41.544	105.1	47.884		191.8	2:13.243	15	41.761	141.4	42.103	105.7	47.875		187.8	2:11.739		
3	41.663	151.7	41.299	99.4	48.075		189.1	2:11.037	16	41.797	149.4	41.752	111.0	47.770		185.2	2:11.319		
4	41.771	156.7	41.300	96.9	47.708		190.5	2:10.779	17	41.532	152.3	41.475	104.0	47.972		188.5	2:10.979		
5	23:07.231	135.5	42.881	105.7	48.897		190.1	24:39.009	18	41.754	151.9	41.377	110.7	47.839		184.6	2:10.970		
6	42.798	153.6	42.394	<u>116.3</u>	49.128		190.5	2:14.320	19	41.908	145.9	41.474	110.0	Pit In		189.1	2:19.017		
7	42.738	151.7	41.950	113.8	48.306		183.1	2:12.994	20	Pit Out	87.7	1:00.761	85.8	57.169		6:57.204			
8	42.893	<u>165.4</u>	42.901	104.8	49.108		187.2	2:14.902	21	42.489	154.7	41.669	97.3	<u>47.495</u>		186.2	2:11.653		
9	42.618	154.5	42.088	108.0	49.719		186.5	2:14.425	22	<u>41.022</u>	146.7	41.416	103.2	47.805		190.1	2:10.243		
10	43.378	144.4	42.721	101.9	48.349		180.9	2:14.448	23	41.400	157.0	41.200	103.9	Pit In		186.2	2:18.957		
11	7:25.059	141.4	41.982	106.3	48.496		186.5	8:55.537	24	Pit Out	147.9	41.526	103.3	47.534		2:54.826			
12	41.767	147.1	42.710	110.7	48.323		191.2	2:12.800	25	41.403	164.1	<u>41.036</u>	104.1	47.585		184.9	<u>2:10.024</u>		
13	41.997	155.8	41.879	106.5	47.602		<u>192.5</u>	2:11.478	26										

187	BELIN-LABOUROT-ARLOT								PP81 - NATIKA										
lap	Sect-1	Speed	Sect-2	Speed	Sect-3	Speed	TopSpeed	laptime	pit	lap	Sect-1	Speed	Sect-2	Speed	Sect-3	Speed	Topspeed	laptime	pit
1	Pit Out	162.2	43.564	104.3	49.915			2:13.853	15	42.811	<u>166.9</u>	42.055	104.4	<u>47.861</u>		183.1	2:12.727		
2	44.636	147.7	43.206	<u>114.9</u>	49.813		180.3	2:17.655	16	43.532	146.9	41.728	100.5	48.098		189.1	2:13.358		
3	43.822	162.7	43.185	107.6	50.407		184.6	2:17.414	17	42.293	151.3	41.833	101.0	48.497		187.8	2:12.623		
4	43.745	142.3	43.146	98.9	50.348		187.5	2:17.239	18	49.158	139.9	42.848	110.5	48.690		183.7	2:20.696		
5	20:44.234	133.3	43.637	94.7	49.388		189.5	22:17.259	19	41.809	159.8	42.767	105.4	48.657		189.5	2:13.233		
6	44.871	150.6	43.073	102.1	48.953		<u>191.2</u>	2:16.897	20	42.130	162.7	41.442	105.1	48.586		188.5	2:12.158		
7	42.507	157.9	42.927	103.4	49.463		189.5	2:14.897	21	42.541	121.6	1:01.434	59.0	1:44.868		186.9	3:28.843		
8	43.068	152.3	42.296	105.3	49.142		184.0	2:14.506	22	1:35.794	54.6	1:05.167	106.2	49.645		66.7	3:30.606		
9	43.546	157.0	42.697	99.6	48.868		185.6	2:15.111	23	42.214	158.6	41.710	101.1	48.427		190.5	2:12.351		
10	44.010	153.8	42.428	98.0	48.982		181.8	2:15.420	24	41.958	156.3	41.517	112.6	48.563		187.8	2:12.038		
11	43.663	153.2	42.107	103.2	49.178		183.7	2:14.948	25	41.861	157.4	41.671	107.1	48.165		185.9	<u>2:11.697</u>		
12	6:59.312	153.2	42.773	96.7	49.888		154.5	8:31.973	26	<u>41.694</u>	161.9	<u>41.401</u>	109.9	48.737		190.1	2:11.832		
13	42.282	161.9	42.279	105.4	48.299		187.2	2:12.860	27	42.136	161.2	41.704	108.0	48.826		184.6	2:12.666		
14	42.003	154.1	45.056	92.5	49.260		189.5	2:16.319	28										

191	BOURRASSET-CORMIER-PETIT GAS-PLANCON								SPEBI										
lap	Sect-1	Speed	Sect-2	Speed	Sect-3	Speed	TopSpeed	laptime	pit	lap	Sect-1	Speed	Sect-2	Speed	Sect-3	Speed	Topspeed	laptime	pit
1	43.812	160.7	42.874	102.5	50.287		186.5	2:16.973	14	41.842	143.6	42.058	106.1	<u>48.096</u>		187.5	2:11.996		
2	45.461	139.9	43.921	103.3	50.173		183.4	2:19.555	15	<u>41.812</u>	143.4	42.902	98.0	48.340		<u>191.5</u>	2:13.054		
3	44.786	136.5	42.843	98.6	50.168		183.4	2:17.797	16	42.755	157.0	41.655	102.4	48.393		183.7	2:12.803		
4	43.818	157.4	42.785	100.3	49.647		183.1	2:16.250	17	41.943	157.2	<u>41.586</u>	106.9	48.396		185.9	<u>2:11.925</u>		
5	20:53.842	137.9	46.375	85.2	54.727		184.9	22:34.944	18	42.948	156.1	41.745	<u>110.4</u>	Pit In		182.1	2:22.169		
6	45.376	142.5	43.502	<u>110.4</u>	50.140		184.3	2:19.018	19	Pit Out	153.6	43.668	100.7	50.515		3:41.281			
7	43.641	149.6	43.077	106.7	51.608		182.4	2:18.326	20	44.482	141.0	43.419	99.1	51.140		185.9	2:19.041		
8	43.712	138.1	43.816	96.4	53.366		186.2	2:20.894	21	1:11.086	64.1	1:05.489	65.9	1:13.639		92.1	3:30.214		
9	43.964	135.3	43.224	98.5	49.664		180.0	2:16.852	22	57.383	141.5	43.511	100.7	Pit In		91.8	2:41.019		
10	44.125	137.2	44.429	106.9	50.283		182.4	2:18.837	23	Pit Out	115.5	49.493	91.3	54.698		5:36.428			
11	44.302	140.4	45.172	93.3	55.863		178.5	2:25.337	24	45.103	129.8	44.809	95.2	51.255		176.2	2:21.167		
12	6:40.865	159.3	42.308	108.5	48.451		124.9	8:11.624	25	43.243	160.2	43.502	99.7	49.252		188.2	2:15.997		
13	42.110	<u>163.4</u>	41.750	106.3	48.880		187.8	2:12.740	26										

192	BOUR-CARRION-PAVIOT								PORSCHEPIC										
lap	Sect-1	Speed	Sect-2	Speed	Sect-3	Speed	TopSpeed	laptime	pit	lap	Sect-1	Speed	Sect-2	Speed	Sect-3	Speed	Topspeed	laptime	pit
1	43.435	150.4	43.956	97.5	49.115		187.8	2:16.506	14	43.491	152.8	42.398	108.5	48.682		188.5	2:14.571		
2	42.805	145.7	42.746	99.1	48.833		179.4	2:14.384	15	43.273	146.3	43.548	98.3	49.455		189.1	2:16.276		
3	42.575	144.4	42.711	94.7	Pit In		181.2	2:31.487	16	43.370	148.4	42.905	101.8	<u>48.410</u>		179.1	2:14.685		
4	Pit Out	143.2	43.669	106.8	49.109			24:15.402	17	42.485	147.1	42.587	100.5	48.605		<u>192.2</u>	<u>2:13.677</u>		
5	43.355	150.2	43.585	106.6	50.350		183.1	2:17.290	18	42.687	151.5	42.330	101.2	49.378		186.9	2:14.395		
6	43.746	135.7	43.290	105.1	49.416		185.6	2:16.452	19	42.856	152.5	42.378	102.9	Pit In		178.5	2:25.450		
7	42.501	157.7	42.812	106.0	50.118		189.5	2:15.431	20	Pit Out	84.0	56.207	83.9	1:11.582		5:51.068			
8	42.734	150.4	42.610	107.2	48.604		188.2	2:13.948	21	57.586	136.7	43.140	106.1	49.594		104.4	2:30.320		
9	43.046	155.4	42.837	<u>114.6</u>	48.896		184.0	2:14.779	22	42.711	138.1	43.128	100.9	49.097		184.6	2:14.936		

FUN RACING CARS 2021 - PORTIMÃO

Autódromo Internacional do Algarve

FUN CUP

14 - 17 October 2021

Laps and Sector Times - Essais Qualifs

Autodromo Internacional Algarve - 4652 mtr.

10	43.528	159.1	43.123	109.8	Pit In	180.3	2:27.734	23	42.582	150.4	42.267	105.6	49.518	185.6	2:14.367
11	Pit Out	144.6	43.407	101.9	49.149		7:52.132	24	43.073	142.9	43.537	104.0	48.623	180.3	2:15.233
12	45.120	138.6	44.083	108.8	49.208	172.2	2:18.411	25	42.407	151.7	42.651	103.3	49.588	191.2	2:14.646
13	44.709	143.4	43.443	90.8	48.618	188.5	2:16.770	26							

193 BOI SROUX-LAVERGNE - PARI GI - ABER									SKR										
lap	Sect-1	Speed	Sect-2	Speed	Sect-3	Speed	TopSpeed	laptime	pit	lap	Sect-1	Speed	Sect-2	Speed	Sect-3	Speed	Topspeed	laptime	pit
1	42.302	153.6	42.508	110.7	49.449		187.8	2:14.259		12	42.134	148.4	41.788	103.0	48.184		187.2	2:12.106	
2	43.033	157.0	41.916	114.0	48.913		189.8	2:13.862		13	41.777	153.2	41.981	104.3	Pit In		190.1	2:19.560	
3	44.343	160.2	43.052	102.9	Pit In		180.3	2:25.900		14	Pit Out	152.1	42.244	103.6	47.895			4:39.263	
4	Pit Out	150.6	43.365	106.3	48.804			24:39.842		15	41.793	158.1	41.571	103.2	47.645		183.7	2:11.009	
5	42.132	159.3	41.718	105.6	48.437		186.9	2:12.287		16	43.515	114.6	49.095	87.3	Pit In		186.5	3:13.383	
6	41.994	153.0	41.661	109.0	48.041		186.2	2:11.696		17	Pit Out	84.8	48.690	70.9	55.129			4:33.790	
7	42.782	154.1	41.929	106.4	Pit In		189.5	2:22.794		18	43.378	149.0	42.157	101.9	49.154		182.1	2:14.689	
8	Pit Out	114.6	42.465	106.0	48.535			5:24.536		19	43.464	148.1	42.823	97.6	49.488		184.6	2:15.775	
9	10:50.763	137.1	42.399	110.7	48.853		175.6	12:22.015		20	42.421	152.5	42.531	96.4	48.947		188.5	2:13.899	
10	41.880	148.1	41.713	107.8	48.170		184.6	2:11.763		21	42.709	156.5	42.479	98.2	48.923		181.8	2:14.111	
11	41.882	146.5	42.311	100.1	48.141		186.9	2:12.334		22									

256 ROUXEL-PRADEILLES-PELLEGRIN-PELLEGRIN-NAZON									SKR										
lap	Sect-1	Speed	Sect-2	Speed	Sect-3	Speed	TopSpeed	laptime	pit	lap	Sect-1	Speed	Sect-2	Speed	Sect-3	Speed	Topspeed	laptime	pit
1	45.092	141.9	45.470	102.4	50.518		164.9	2:21.080		12	43.182	136.2	42.474	97.6	48.827		193.2	2:14.483	
2	45.081	127.4	44.442	105.1	50.703		173.4	2:20.226		13	42.686	147.9	42.768	98.6	49.738		192.2	2:15.192	
3	44.275	120.7	44.164	102.7	50.666		176.2	2:19.105		14	43.229	142.1	42.735	94.9	48.302		192.5	2:14.266	
4	24:27.179	138.5	46.766	83.5	50.982		0.1	26:04.927		15	42.581	148.6	42.677	89.5	48.410		191.8	2:13.668	
5	43.151	148.6	43.645	87.3	49.230		183.1	2:16.026		16	42.755	154.9	42.353	94.3	Pit In		183.7	2:26.935	
6	42.052	154.9	43.418	90.7	48.701		188.5	2:14.171	D	17	Pit Out	71.6	1:03.851	62.0	1:34.113			7:29.353	
7	43.031	149.8	43.004	92.2	48.614		186.9	2:14.649		18	1:20.389	127.1	43.816	99.4	51.034		79.1	2:55.239	
8	42.015	152.5	43.042	105.2	48.908		188.8	2:13.965		19	44.205	140.3	44.433	106.0	50.156		181.8	2:18.794	
9	43.151	145.6	43.241	98.6	49.922		182.1	2:16.314		20	44.201	142.5	43.433	92.0	50.967		183.7	2:18.601	
10	9:16.929	143.0	44.727	94.0	49.391		183.4	10:51.047		21	44.417	141.9	43.853	97.6	49.807		184.0	2:18.077	
11	43.146	126.8	43.306	92.6	48.904		188.2	2:15.356		22	47.077	125.7	43.140	103.6	50.020		182.4	2:20.237	

259 CAVALHES-VASSAL-MACE-RAMBEAU									GALVANOR SKR										
lap	Sect-1	Speed	Sect-2	Speed	Sect-3	Speed	TopSpeed	laptime	pit	lap	Sect-1	Speed	Sect-2	Speed	Sect-3	Speed	Topspeed	laptime	pit
1		135.0	42.705	98.7	48.615		183.1	2:08.572		13	43.558	135.0	42.484	100.7	48.736		178.8	2:14.778	
2	42.517	148.1	42.233	100.7	48.999		188.5	2:13.749		14	42.636	138.8	42.637	93.3	48.616		184.0	2:13.889	
3	43.259	151.7	52.916	73.4	50.872		181.2	2:27.047		15	42.428	144.4	42.927	98.3	48.821		182.7	2:14.176	
4	43.794	137.4	47.122	97.6	49.288		174.8	2:20.204		16	45.364	137.9	42.884	104.3	48.548		175.0	2:16.796	
5	42.541	150.2	42.561	97.8	48.516		183.7	2:13.618		17	42.914	151.7	42.661	110.1	Pit In		184.6	2:27.204	
6	21:52.610	142.7	43.584	99.3	48.921			23:25.115		18	Pit Out	119.5	48.341	100.7	1:09.909			9:59.954	
7	44.129	147.7	42.983	105.6	48.775		182.1	2:15.887		19	1:38.139	42.1	53.380	111.3	56.077		54.0	3:27.596	
8	42.466	153.0	42.755	103.3	48.616		185.9	2:13.837		20	42.765	143.8	42.266	102.2	48.124		184.0	2:13.155	
9	42.544	154.9	42.474	100.3	49.400		188.5	2:14.418		21	42.139	144.2	42.241	103.7	48.564		188.8	2:12.944	
10	42.635	151.7	42.348	111.9	48.935		182.7	2:13.918		22	41.975	150.8	41.805	112.9	48.772		182.1	2:12.552	
11	43.447	146.9	44.018	103.2	48.749		184.6	2:16.214		23	42.219	145.6	42.797	106.0	48.789		187.5	2:13.805	
12	8:09.674	129.3	43.478	99.4	49.561		0.2	9:42.713		24	42.618	151.5	41.919	103.0	48.337		181.2	2:12.874	

280 BALTHAZAR-CAPRASSE-DONNIACUO-NI VARLET									SOCARDENNE-MILO										
lap	Sect-1	Speed	Sect-2	Speed	Sect-3	Speed	TopSpeed	laptime	pit	lap	Sect-1	Speed	Sect-2	Speed	Sect-3	Speed	Topspeed	laptime	pit
1	40.837	160.2	41.354	108.7	Pit In		192.2	2:15.650		10	Pit Out	146.5	41.183	100.3	47.065			7:24.829	
2	Pit Out	114.6	42.670	112.6	46.982			5:09.237		11	41.378	162.2	41.259	102.8	47.408		192.5	2:10.045	
3	40.770	154.7	41.097	100.8	46.947		193.9	2:08.814		12	40.839	161.2	41.633	98.7	49.088		191.8	2:11.560	
4	22:59.185	91.8	46.591	96.3	Pit In		187.5	24:41.695		13	41.231	152.3	41.589	100.8	47.063		192.5	2:09.883	
5	Pit Out	152.5	41.210	97.4	47.205			4:18.791		14	41.136	152.8	40.786	103.5	46.874		191.8	2:08.796	
6	41.233	163.6	41.146	98.7	46.997		186.2	2:09.376		15	40.804	153.6	41.129	95.7	Pit In		192.5	2:15.356	
7	40.945	152.3	41.004	101.9	47.108		191.8	2:09.057		16	Pit Out	160.7	41.517	116.9	48.795			4:04.443	
8	40.868	151.5	41.219	99.8	46.882		190.5	2:08.969		17	42.053	149.8	41.683	98.6	48.271		188.5	2:12.007	
9	41.949	147.3	41.717	99.4	Pit In		192.5	2:23.133		18									

282 FIOREZZANO-PEREZ-STEINLIN									A3PRO by M3M										
lap	Sect-1	Speed	Sect-2	Speed	Sect-3	Speed	TopSpeed	laptime	pit	lap	Sect-1	Speed	Sect-2	Speed	Sect-3	Speed	Topspeed	laptime	pit
1	Pit Out	130.9	43.539	104.2	49.777			2:15.646		14	41.705	151.9	42.164	100.0	48.109		190.5	2:11.978	
2	43.003	151.7	41.805	99.2	48.138		182.1	2:12.946		15	41.415	150.4	41.234	106.2	47.681		186.9	2:10.330	
3	42.069	162.7	42.133	96.1	47.852		184.3	2:12.054		16	41.543	152.8	41.240	102.2	47.469		191.8	2:10.252	
4	41.781	162.9	41.386	98.7	48.380		187.8	2:11.547		17	41.268	158.4	41.282	98.5	47.523		189.8	2:10.073	
5	21:53.889	139.9	43.154	92.2	49.470		183.4	23:26.513		18	41.446	158.4	41.197	99.8	48.110		187.2	2:10.753	


FUN RACING CARS 2021 - PORTIMÃO

Autódromo Internacional do Algarve

FUN CUP

14 - 17 October 2021

Laps and Sector Times - Essais Qualifs

Autodromo Internacional Algarve - 4652 mtr.

6	41.910	144.0	42.003	89.9	48.665	191.8	2:12.578	19	41.847	154.1	41.584	95.5	47.727	182.1	2:11.158
7	41.647	<u>164.6</u>	41.179	99.0	47.593	190.1	2:10.419	20	41.805	125.4	45.053	100.8	Pit In	187.8	2:31.112
8	43.201	135.5	43.353	99.4	Pit In	<u>193.5</u>	2:25.119	21	Pit Out	123.3	43.504	93.6	48.425	187.8	5:51.860
9	Pit Out	151.0	42.359	101.0	48.268		4:50.307	22	42.314	164.1	41.166	106.1	48.070	178.8	2:11.550
10	41.880	151.9	42.234	91.0	56.048	184.6	2:20.162	23	41.984	159.5	<u>41.155</u>	103.9	48.706	181.2	2:11.845
11	6:10.880	143.0	41.968	100.4	48.604	116.4	7:41.452	24	42.390	163.6	41.545	101.7	47.802	179.7	2:11.737
12	41.528	146.3	41.802	99.4	49.048	190.5	2:12.378	25	41.989	157.2	41.460	103.9	48.089	188.8	2:11.538
13	42.581	143.8	41.851	102.6	47.778	180.9	2:12.210	26	46.815	107.4	47.663	97.1	Pit In	171.2	2:44.357

284 ARNAUDET-MARTHOZ-QUEDE										AC MOTORSPORT									
lap	Sect-1	Speed	Sect-2	Speed	Sect-3	Speed	TopSpeed	laptime	pit	lap	Sect-1	Speed	Sect-2	Speed	Sect-3	Speed	Topspeed	laptime	pit
1	42.611	143.8	42.908	100.5	49.424	180.3	2:14.943	8	42.627	154.3	42.076	<u>118.3</u>	49.743	188.2	2:14.446				
2	42.275	<u>161.0</u>	42.064	101.0	48.383	181.8	2:12.722	9	42.573	146.3	42.131	108.4	48.718	182.4	2:13.422				
3	42.717	141.5	42.240	98.1	50.100	179.4	2:15.057	10	39:17.030	142.9	44.171	95.7	48.761	186.9	40:49.962				
4	42.610	159.1	<u>41.885</u>	103.2	48.586	<u>192.5</u>	2:13.081	11	44.577	144.0	42.811	115.4	49.137	185.9	2:16.525				
5	23:23.049	149.2	42.837	103.8	49.763	188.5	24:55.649	12	42.145	150.2	41.940	115.4	48.791	185.6	2:12.876				
6	42.888	160.2	42.769	106.0	48.757	181.5	2:14.414	13	<u>41.913</u>	146.1	42.057	110.8	<u>48.279</u>	189.1	<u>2:12.249</u>				
7	42.603	145.4	42.136	109.9	48.939	181.2	2:13.678	14											

289 DURAND-PERDRI EL-GILLARD-NOURY										TTK-MILO									
lap	Sect-1	Speed	Sect-2	Speed	Sect-3	Speed	TopSpeed	laptime	pit	lap	Sect-1	Speed	Sect-2	Speed	Sect-3	Speed	Topspeed	laptime	pit
1	42.814	154.3	42.498	107.8	49.634	184.3	2:14.946	11	48.973	116.3	44.992	97.3	49.732	145.9	2:23.697				
2	42.787	<u>161.2</u>	42.682	110.2	49.614	180.0	2:15.083	12	43.381	153.8	42.512	103.1	<u>48.572</u>	177.6	2:14.465				
3	43.500	<u>161.2</u>	42.716	110.9	49.518	175.9	2:15.734	13	43.596	141.9	42.604	100.6	49.120	178.5	2:15.320				
4	42.996	154.9	42.783	<u>113.6</u>	Pit In	179.1	2:28.287	14	43.023	125.3	43.030	100.3	Pit In	182.1	2:23.922				
5	Pit Out	138.6	44.503	99.1	49.804		22:50.793	15	Pit Out	85.2	51.483	98.7	58.717	182.1	4:09.019				
6	43.291	135.8	43.203	110.7	48.857	186.2	2:15.351	16	51.094	80.2	49.553	102.8	51.648	144.4	2:32.295				
7	42.794	154.3	42.306	110.8	48.858	<u>190.1</u>	2:13.958	17	43.244	150.0	42.655	97.7	49.219	176.5	2:15.118				
8	42.905	156.5	43.263	109.0	Pit In	182.7	2:27.251	18	42.583	159.5	42.341	110.4	50.567	183.4	2:15.491				
9	Pit Out	147.9	42.742	105.5	51.093		6:43.869	19	45.699	133.8	42.894	106.2	48.666	173.6	2:17.259				
10	16:39.266	121.8	48.666	86.5	55.290	149.4	18:23.222	20	<u>42.197</u>	153.4	<u>42.257</u>	105.6	48.927	184.3	<u>2:13.381</u>				

298 DOURS-DOURS										NO LIMIT RACING									
lap	Sect-1	Speed	Sect-2	Speed	Sect-3	Speed	TopSpeed	laptime	pit	lap	Sect-1	Speed	Sect-2	Speed	Sect-3	Speed	Topspeed	laptime	pit
1	42.263	150.8	41.464	101.3	47.606	184.6	2:11.333	13	41.342	155.2	41.371	103.1	47.416	189.1	2:10.129				
2	41.539	157.9	41.532	100.7	47.783	191.8	2:10.854	14	42.667	125.9	43.350	98.5	Pit In	193.2	2:25.518				
3	41.980	145.7	41.838	107.0	Pit In	186.2	2:20.751	15	Pit Out	143.2	41.668	104.0	51.163	182.1	4:57.726				
4	Pit Out	141.4	41.524	100.6	48.387		25:43.427	16	41.422	147.5	41.126	102.4	<u>47.137</u>	188.2	<u>2:09.685</u>				
5	41.398	151.3	41.499	92.5	47.680	192.2	2:10.577	17	41.225	153.4	42.343	99.7	50.144	191.8	2:13.712				
6	41.277	150.8	41.352	104.5	47.519	190.5	2:10.148	18	42.143	117.0	56.539	60.8	1:45.930	189.1	3:24.612				
7	42.751	148.4	41.897	100.7	Pit In	189.8	2:24.200	19	1:35.164	52.8	1:02.167	98.7	48.616	61.2	3:25.947				
8	Pit Out	156.1	41.774	101.9	48.585		4:10.438	20	41.697	154.9	41.372	105.6	48.779	189.1	2:11.848				
9	42.197	155.8	41.516	101.9	48.021	184.3	2:11.734	21	42.624	140.3	41.351	103.1	49.008	185.6	2:12.983				
10	6:48.438	<u>161.0</u>	41.378	103.7	48.039	157.9	8:17.855	22	42.436	145.9	41.464	103.5	47.941	182.1	2:11.841				
11	41.455	153.8	41.313	104.3	48.138	191.5	2:10.906	23	<u>41.014</u>	154.7	41.215	105.8	47.791	190.5	2:10.020				
12	41.705	152.3	44.361	100.9	47.741	<u>193.5</u>	2:13.807	24	41.386	149.2	<u>41.063</u>	106.0	47.575	188.5	2:10.024				

352 HIJTS-HIJTS-VERHAEREN										HIJTS RACING									
lap	Sect-1	Speed	Sect-2	Speed	Sect-3	Speed	TopSpeed	laptime	pit	lap	Sect-1	Speed	Sect-2	Speed	Sect-3	Speed	Topspeed	laptime	pit
1	41.775	137.2	41.807	105.7	49.577	182.1	2:08.872	15	43.272	150.4	42.722	100.1	48.753	192.2	2:14.747				
2	41.775	136.0	42.530	104.9	48.356	191.8	2:12.661	16	42.864	153.2	43.161	103.6	49.609	179.4	2:15.634				
3	41.676	150.2	42.138	106.0	48.683	185.6	2:12.497	17	42.969	143.6	42.871	101.5	49.704	192.2	2:15.544				
4	42.013	149.6	41.920	104.0	48.264	190.1	2:12.197	18	45.204	147.1	42.576	98.6	48.120	187.5	2:15.900				
5	42.871	143.2	42.189	104.4	48.071	191.8	2:13.131	19	42.695	144.6	42.592	96.0	Pit In	182.4	2:21.842				
6	21:29.677	110.0	43.824	100.0	50.011	189.8	23:03.512	20	Pit Out	144.8	41.631	96.6	47.784	182.4	3:08.370				
7	41.460	154.7	41.817	105.3	48.139	188.5	2:11.416	21	41.756	<u>156.3</u>	41.739	100.3	<u>47.036</u>	184.3	2:10.531				
8	41.745	155.4	41.710	102.1	48.172	187.2	2:11.627	22	41.777	118.8	51.095	84.1	1:37.889	191.5	3:10.761				
9	41.766	141.5	41.923	102.6	50.549	188.5	2:14.238	23	1:38.007	48.3	1:05.376	88.5	48.798	64.6	3:32.181				
10	41.740	140.4	42.991	100.7	48.458	188.5	2:13.189	24	<u>41.186</u>	151.5	41.300	100.1	47.663	188.8	<u>2:10.149</u>				
11	41.736	147.5	41.794	<u>111.5</u>	48.833	187.2	2:12.363	25	41.377	152.1	41.474	103.9	47.630	188.5	2:10.481				
12	41.973	136.7	42.169	103.3	Pit In	184.9	2:28.073	26	41.431	151.0	<u>41.096</u>	100.7	47.426	188.2	2:09.953 D				
13	Pit Out	120.1	44.242	106.0	49.220		7:17.203	27	41.425	147.1	41.703	104.4	47.215	189.8	2:10.343				
14	42.747	142.9	42.842	108.8	49.482	187.8	2:15.071	28	44.038	143.0	41.630	96.2	47.660	<u>193.9</u>	2:13.328				

FUN RACING CARS 2021 - PORTIMÃO

Autódromo Internacional do Algarve

FUN CUP

14 - 17 October 2021

Laps and Sector Times - Essais Qualifs

Autodromo Internacional Algarve - 4652 mtr.

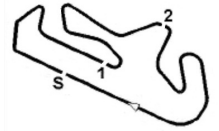
380 COLLEE- DEROANNE-TRI VAUDEY-VANDERWEYEN										FUN4U-MILO									
lap	Sect-1	Speed	Sect-2	Speed	Sect-3	Speed	TopSpeed	laptime	pit	lap	Sect-1	Speed	Sect-2	Speed	Sect-3	Speed	Topspeed	laptime	pit
1	43.534	138.6	42.370	103.5	Pit In		180.6	2:22.397		13	42.736	150.2	42.627	91.8	49.201		182.4	2:14.564	
2	Pit Out	119.3	43.537	89.5	49.460			5:41.789		14	42.716	147.3	42.783	104.3	Pit In		183.1	2:24.385	
3	22:23.816	131.7	43.538	99.9	48.900		0.1	23:56.254		15	Pit Out	149.4	42.865	102.2	48.805			3:38.738	
4	43.100	<u>156.1</u>	42.475	104.9	49.358		186.2	2:14.933		16	42.799	154.9	42.741	97.0	48.631		186.9	2:14.171	
5	42.848	152.8	43.831	<u>105.9</u>	49.051		188.5	2:15.730		17	42.670	132.8	42.872	95.2	1:08.571		186.9	2:34.113	
6	42.371	148.4	43.066	101.1	50.037		186.9	2:15.474		18	1:12.909	77.3	1:05.202	75.3	1:15.369		80.3	3:33.480	
7	43.417	153.0	42.625	97.5	50.634		184.6	2:16.676		19	59.638	136.4	43.583	95.9	49.302		82.9	2:32.523	
8	42.244	150.0	<u>42.077</u>	105.8	48.803		<u>191.2</u>	<u>2:13.124</u>		20	42.982	144.2	43.293	99.3	49.293		184.9	2:15.568	
9	<u>42.241</u>	143.8	42.897	101.3	<u>48.292</u>		185.6	2:13.430		21	42.802	142.7	43.083	97.9	49.031		185.2	2:14.916	
10	9:00.018	131.5	44.431	99.1	50.120		185.6	10:34.569		22	42.760	151.3	42.153	97.0	49.168		178.2	2:14.081	
11	43.927	135.8	44.417	100.8	49.413		184.0	2:17.757		23	42.908	144.8	42.372	102.0	48.817		178.2	2:14.097	
12	42.884	147.1	43.302	88.3	49.422		186.2	2:15.608		24									

400 DEPAEPE-VANDEKERCKHOVE-DESMET										NIVOLO									
lap	Sect-1	Speed	Sect-2	Speed	Sect-3	Speed	TopSpeed	laptime	pit	lap	Sect-1	Speed	Sect-2	Speed	Sect-3	Speed	Topspeed	laptime	pit
1	41.833	146.5	41.332	111.8	48.011		191.8	2:11.176		13	42.217	139.2	42.617	97.9	47.559		<u>192.9</u>	2:12.393	
2	41.910	153.4	41.838	108.3	47.761		191.2	2:11.509		14	41.884	146.5	41.798	99.2	48.134		185.6	2:11.816	
3	41.547	158.4	41.694	<u>116.4</u>	48.405		191.8	2:11.646		15	41.699	140.4	41.525	100.1	Pit In		188.8	2:22.775	
4	41.474	155.8	41.444	102.0	47.534		192.5	2:10.452		16	Pit Out	132.7	43.660	97.3	54.379			7:00.770	
5	22:48.264	138.6	41.975	95.7	47.373		187.8	24:17.612		17	42.223	145.2	45.308	104.3	51.878		181.5	2:19.409	
6	41.375	141.2	42.507	101.5	<u>47.130</u>		192.5	2:11.012		18	41.425	143.6	1:00.496	57.3	1:43.446		191.5	3:25.367	
7	41.581	144.2	41.587	100.6	47.280		192.2	<u>2:10.448</u>		19	1:37.306	52.1	1:07.406	97.3	47.714		58.4	3:32.426	
8	<u>41.351</u>	156.3	41.274	100.4	47.751		191.8	2:10.376	D	20	42.010	151.7	42.754	98.9	48.455		189.8	2:13.219	
9	41.384	156.1	41.470	100.4	47.893		191.5	2:10.747		21	42.299	154.7	<u>41.062</u>	102.0	47.811		190.5	2:11.172	
10	41.569	152.5	44.341	76.9	50.913		188.5	2:16.823		22	42.013	152.3	41.157	102.6	47.861		188.5	2:11.031	
11	7:59.091	148.1	41.969	95.2	48.385		0.2	9:29.445		23	41.355	154.5	41.139	103.5	48.301		190.8	2:10.795	
12	41.458	<u>158.6</u>	41.853	98.5	47.467		186.2	2:10.778		24	41.630	151.5	41.247	98.7	48.004		188.5	2:10.881	

402 DE FOURNOUX-ROUX-TREMIER-ROBIN										ZOSH - E FLEET									
lap	Sect-1	Speed	Sect-2	Speed	Sect-3	Speed	TopSpeed	laptime	pit	lap	Sect-1	Speed	Sect-2	Speed	Sect-3	Speed	Topspeed	laptime	pit
1	43.352	149.6	42.974	106.0	49.771		178.2	2:16.097		14	42.128	150.4	42.567	105.7	48.735		189.5	2:13.430	
2	43.611	145.9	43.361	105.3	48.813		187.2	2:15.785		15	43.214	146.1	41.943	103.5	48.876		186.5	2:14.033	
3	42.459	155.2	42.568	103.3	50.228		190.5	2:15.255		16	42.519	154.1	42.719	101.6	49.068		185.9	2:14.306	
4	42.609	151.9	42.359	98.1	49.251		191.8	2:14.219		17	43.355	144.6	42.533	<u>113.3</u>	49.842		184.0	2:15.730	
5	21:50.337	140.3	41.954	104.0	47.842		0.1	23:20.133		18	42.325	<u>158.6</u>	42.019	109.9	48.344		191.8	2:12.688	
6	<u>41.589</u>	155.6	41.652	110.5	<u>47.735</u>		192.2	<u>2:10.976</u>		19	43.175	157.4	42.252	107.7	Pit In		188.2	2:21.593	
7	42.348	144.2	42.424	107.1	48.199		<u>192.9</u>	2:12.971		20	Pit Out	118.4	46.237	104.5	Pit In		3:52.364		
8	41.660	153.4	41.403	109.4	47.973		188.5	2:11.036		21	Pit Out	63.4	1:04.369	54.4	1:13.223		4:04.623		
9	41.784	156.5	41.878	99.0	48.406		188.8	2:12.068		22	57.803	141.0	42.918	101.9	48.965		86.7	2:29.686	
10	41.803	154.5	<u>41.321</u>	100.5	47.896		189.1	2:11.020		23	42.464	141.9	42.812	105.3	50.334		185.2	2:15.610	
11	41.599	153.4	41.496	110.3	48.050		190.5	2:11.145		24	43.015	149.4	43.376	106.9	49.685		182.4	2:16.076	
12	6:44.199	140.4	42.518	103.7	49.183		0.3	8:15.900		25	42.707	136.2	44.734	106.1	49.211		186.9	2:16.652	
13	42.868	155.8	42.762	102.7	48.905		190.1	2:14.535		26	42.623	152.5	43.923	101.7	50.511		192.5	2:17.057	

416 ALONSO-DA COSTA-EBURDERIE-LEMMA										TETRIS - Groupe ANDY - Profil Sourcing S									
lap	Sect-1	Speed	Sect-2	Speed	Sect-3	Speed	TopSpeed	laptime	pit	lap	Sect-1	Speed	Sect-2	Speed	Sect-3	Speed	Topspeed	laptime	pit
1		158.6	41.499	<u>116.9</u>	49.736		186.9	2:08.316		9	41.467	160.0	41.297	102.6	<u>47.187</u>		186.5	<u>2:09.951</u>	
2	41.929	161.7	41.427	115.0	Pit In		185.2	2:18.194		10	42.233	163.4	41.282	100.1	Pit In		189.1	2:16.342	
3	Pit Out	140.4	42.375	103.9	48.410			36:11.221		11	Pit Out	144.6	42.433	108.5	48.575			20:41.233	
4	41.378	153.4	41.455	109.4	47.939		190.1	2:10.772		12	42.147	145.2	41.349	101.0	48.487		191.8	2:11.983	
5	41.930	153.2	41.326	108.2	47.792		186.2	2:11.048		13	41.743	161.7	41.736	107.2	48.136		182.7	2:11.615	
6	41.896	155.2	41.760	106.3	Pit In		186.2	2:22.963		14	41.694	152.1	<u>41.097</u>	108.8	48.214		184.0	2:11.005	
7	Pit Out	143.8	43.132	99.8	48.537			7:46.882		15	<u>41.100</u>	154.3	41.103	109.8	47.873		190.1	2:10.076	
8	41.231	151.0	42.274	96.8	47.515		<u>192.2</u>	2:11.020		16									

423 BAZAUD-CAILLON-CHAPUZET										CHOUPETTE									
lap	Sect-1	Speed	Sect-2	Speed	Sect-3	Speed	TopSpeed	laptime	pit	lap	Sect-1	Speed	Sect-2	Speed	Sect-3	Speed	Topspeed	laptime	pit
1	Pit Out	119.2	43.925	97.5	48.145			2:15.640		14	41.508	163.4	41.317	110.0	48.044		191.5	2:10.869	
2	42.274	155.2	41.119	103.0	<u>47.401</u>		<u>192.5</u>	2:10.794		15	41.870	161.7	41.357	100.4	47.619		191.8	2:10.846	
3	<u>41.037</u>	156.1	41.477	103.1	48.523		191.5	2:11.037		16	42.187	159.1	41.282	<u>111.6</u>	47.533		188.2	2:11.002	
4	42.018	150.4	41.527	100.7	47.586		181.5	2:11.131		17	42.191	166.9	40.991	109.5	47.480		185.2	2:10.662	
5	21:58.277	121.9	46.448	102.6	51.090		185.6	23:35.815		18	41.086	164.9	41.134	102.2	47.722		189.1	<u>2:09.942</u>	
6	47.118	137.8	41.929	96.9	48.171		137.2	2:17.218		19	42.782	149.0	41.582	103.6	47.785		188.5	2:12.149	
7	41.576	167.2	41.685	101.2	47.968		184.0	2:11.229		20	46.925	67.7	51.799	74.6	Pit In		185.6	2:57.861	
8	41.520	154.5	<u>40.972</u>	109.0	48.135		185.2	2:10.627		21	Pit Out	137.2	42.872	99.1	47.973			4:28.624	



FUN RACING CARS 2021 - PORTIMÃO

Autódromo Internacional do Algarve

FUN CUP

14 - 17 October 2021

Laps and Sector Times - Essais Qualifs

Autodromo Internacional Algarve - 4652 mtr.

9	41.335	162.9	41.236	100.8	48.291	189.8	2:10.862	22	41.693	143.6	42.055	100.4	47.805	189.8	2:11.553
10	42.195	159.3	41.341	104.9	48.049	185.9	2:11.585	23	41.610	154.3	41.489	105.0	48.015	191.5	2:11.114
11	9:20.323	144.0	42.784	105.0	48.120	0.2	10:51.227	24	42.878	161.7	44.454	94.2	48.222	182.7	2:15.554
12	42.128	157.0	41.469	104.3	47.600	185.6	2:11.197	25	42.021	147.5	41.385	100.5	47.871	182.1	2:11.277
13	43.092	150.8	41.150	106.3	48.060	181.8	2:12.302	26							

424 BOLLEN-LEMOINE-MARTIN-LEENDERS									GROUPE LEMOINE by M3M										
lap	Sect-1	Speed	Sect-2	Speed	Sect-3	Speed	TopSpeed	laptime	pit	lap	Sect-1	Speed	Sect-2	Speed	Sect-3	Speed	Topspeed	laptime	pit
1	Pit Out	151.9	41.253	110.2	47.343			2:07.145		12	41.299	165.6	41.080	104.5	47.288		190.8	2:09.667	
2	<u>40.628</u>	156.1	40.909	100.8	47.037		191.8	2:08.574		13	40.981	158.6	41.431	102.0	47.260		191.2	2:09.672	
3	40.967	163.4	40.789	100.5	47.080		186.2	2:08.836		14	40.903	160.5	<u>40.460</u>	101.8	47.037		189.8	<u>2:08.400</u>	
4	22:54.470	147.5	41.063	97.5	47.425		188.2	24:22.958		15	41.118	159.8	40.672	104.2	Pit In		189.8	2:16.088	
5	40.706	140.6	41.761	109.0	47.040		<u>192.2</u>	2:09.507		16	Pit Out	84.6	1:04.414	58.1	1:43.147			10:57.084	
6	41.695	148.6	40.928	102.4	46.952		189.5	2:09.575		17	1:36.495	59.1	1:08.306	101.1	<u>46.884</u>		59.0	3:31.685	
7	40.955	158.6	40.690	110.5	47.533		190.1	2:09.178		18	41.035	157.0	40.634	102.6	47.448		187.8	2:09.117	
8	42.882	154.9	40.607	<u>111.8</u>	47.390		<u>192.2</u>	2:10.879		19	41.036	162.4	40.692	100.2	47.382		184.0	2:09.110	
9	41.264	<u>166.2</u>	40.563	109.2	Pit In		182.4	2:16.554		20	42.980	154.1	41.055	100.5	48.521		182.4	2:12.556	
10	Pit Out	151.5	41.143	102.0	47.691			9:22.958		21	40.774	164.4	40.983	98.6	Pit In		190.8	2:17.388	
11	42.200	151.9	41.311	110.8	47.273		187.2	2:10.784		22									

427 CAROFF-ROCHES-RUFFINO									SPEBI CAROFF										
lap	Sect-1	Speed	Sect-2	Speed	Sect-3	Speed	TopSpeed	laptime	pit	lap	Sect-1	Speed	Sect-2	Speed	Sect-3	Speed	Topspeed	laptime	pit
1	41.451	162.2	41.342	108.3	Pit In		184.6	2:20.423		13	41.559	<u>169.0</u>	41.400	115.4	47.749		188.8	2:10.708	
2	Pit Out	136.2	41.731	118.4	48.055			7:46.814		14	48.727	137.2	43.835	100.7	Pit In		189.5	2:31.758	
3	22:00.466	142.1	42.363	115.5	48.501		192.2	23:31.330		15	Pit Out	91.9	43.078	101.0	47.786			6:21.095	
4	41.963	154.9	41.486	115.5	47.668		185.6	2:11.117		16	41.422	150.4	<u>40.950</u>	108.9	47.635		189.1	2:10.007	
5	41.508	149.2	41.114	108.2	47.916		188.2	2:10.538		17	41.399	143.6	41.368	113.7	<u>47.122</u>		190.5	<u>2:09.889</u>	
6	42.111	143.6	41.742	101.2	47.326		189.5	2:11.179		18	58.796	71.0	1:09.165	74.6	1:33.419		151.9	3:41.380	
7	41.220	145.6	41.515	97.6	47.265		191.8	2:10.000		19	1:17.963	154.3	41.284	111.3	47.663		75.9	2:46.910	
8	42.131	157.7	41.016	116.9	47.552		186.9	2:10.699		20	41.494	146.7	41.309	113.9	48.102		183.7	2:10.905	
9	41.536	147.9	41.239	<u>121.5</u>	Pit In		191.8	2:17.653		21	41.927	151.7	41.794	110.8	47.690		178.5	2:11.411	
10	Pit Out	151.5	41.883	114.5	47.469			7:39.633		22	41.382	161.7	41.220	114.6	47.951		185.6	2:10.553	
11	42.046	159.8	41.768	101.9	47.591		190.1	2:11.405		23	41.420	150.4	41.132	108.9	47.586		184.3	2:10.138	
12	41.904	154.9	40.986	115.9	47.787		<u>192.5</u>	2:10.677		24	<u>41.021</u>	164.1	41.723	111.3	48.515		190.8	2:11.259	

431 AYARI-AYARI-HOUOT									Racing 69 DEFI										
lap	Sect-1	Speed	Sect-2	Speed	Sect-3	Speed	TopSpeed	laptime	pit	lap	Sect-1	Speed	Sect-2	Speed	Sect-3	Speed	Topspeed	laptime	pit
1	Pit Out	124.9	42.812	95.0	48.946			2:11.018		10	42.626	146.1	41.365	102.7	47.550		185.6	2:11.541	
2	42.630	133.8	42.502	82.4	48.237		181.5	2:13.369		11	41.434	147.7	41.794	102.7	Pit In		192.2	2:23.061	
3	41.774	143.8	41.618	99.4	47.631		191.8	2:11.023		12	Pit Out	134.8	43.550	94.8	47.829			8:48.093	
4	41.722	140.6	42.163	94.6	47.999		183.7	2:11.884		13	42.196	148.1	42.475	100.3	Pit In		186.5	2:20.609	
5	22:55.014	133.2	42.496	99.1	48.388		187.2	24:25.898		14	Pit Out	145.9	44.162	99.5	47.336			3:42.828	
6	41.806	145.6	41.764	102.6	47.059		191.8	2:10.629		15	41.121	150.2	<u>41.064</u>	100.3	<u>46.855</u>		187.8	2:09.040	
7	41.237	139.2	41.371	97.5	47.694		192.2	2:10.302		16	<u>40.779</u>	152.8	41.202	<u>110.4</u>	46.915		192.2	<u>2:08.896</u>	
8	41.466	150.4	41.719	99.1	47.288		<u>192.9</u>	2:10.473		17	42.095	<u>153.4</u>	42.178	99.0	Pit In		178.8	2:24.245	
9	41.371	149.6	41.439	97.9	47.505		192.2	2:10.315		18	Pit Out	84.5	55.327	91.5	Pit In			10:26.175	

433 COURTYNE-GENOVA-MALARD									AUVERTEAM										
lap	Sect-1	Speed	Sect-2	Speed	Sect-3	Speed	TopSpeed	laptime	pit	lap	Sect-1	Speed	Sect-2	Speed	Sect-3	Speed	Topspeed	laptime	pit
1	42.258	153.8	42.486	108.8	48.278		186.5	2:13.022		14	42.083	151.0	42.584	92.6	48.229		188.8	2:12.896	
2	42.335	147.1	42.218	101.8	48.088		182.7	2:12.641		15	41.973	146.9	41.746	101.7	47.818		<u>192.2</u>	2:11.537	
3	42.422	160.2	42.155	110.0	47.877		184.3	2:12.454		16	41.620	159.5	41.940	101.6	<u>47.612</u>		189.8	2:11.172	
4	42.713	164.4	41.954	99.8	48.245		189.5	2:12.912		17	42.429	136.7	42.608	103.0	Pit In		188.5	2:25.146	
5	41.771	<u>165.9</u>	42.594	100.2	48.569		184.6	2:12.934		18	Pit Out	147.1	42.619	99.9	48.692			9:21.123	
6	21:31.478	148.8	42.338	99.4	48.157		189.8	23:01.973		19	44.169	89.4	1:04.942	53.7	1:45.150		182.4	3:34.261	
7	42.455	157.0	42.357	103.4	49.147		185.6	2:13.959		20	1:36.847	51.6	1:04.958	103.4	48.111		59.9	3:29.916	
8	42.318	152.5	41.896	95.7	48.154		180.0	2:12.368		21	42.271	155.4	41.827	97.7	49.123		185.9	2:13.221	
9	42.196	152.5	41.793	104.2	48.084		184.9	2:12.073		22	42.796	145.4	41.732	96.9	48.733		<u>192.2</u>	2:13.261	
10	41.915	165.6	41.889	100.2	47.927		183.7	2:11.731		23	43.116	152.3	41.923	102.8	48.061		157.0	2:13.100	
11	41.877	150.4	42.016	<u>111.1</u>	48.413		183.7	2:12.306		24	<u>41.220</u>	158.1	<u>41.530</u>	104.5	48.354		190.5	<u>2:11.104</u>	
12	42.006	153.6	41.897	104.0	Pit In		181.8	2:31.002		25	41.523	163.6	41.552	97.1	48.094		187.2	2:11.169	
13	Pit Out	139.7	42.034	102.3	48.211			7:03.531		26									

436 WATT-WIGGIN-WATT-WATT									CROSSACRE RACING										
lap	Sect-1	Speed	Sect-2	Speed	Sect-3	Speed	TopSpeed	laptime	pit	lap	Sect-1	Speed	Sect-2	Speed	Sect-3	Speed	Topspeed	laptime	pit
1	Pit Out	132.7	42.766	104.7	47.819			2:13.532		11	42.507	149.4	41.671	111.7	47.791		188.5	2:11.969	
2	41.661	151.0	41.238	104.7	47.888		184.0	2:10.787		12	41.840	158.6	41.241	113.3	47.874		184.6	2:10.955	


FUN RACING CARS 2021 - PORTIMÃO

Autódromo Internacional do Algarve

FUN CUP

14 - 17 October 2021

Laps and Sector Times - Essais Qualifs

Autodromo Internacional Algarve - 4652 mtr.

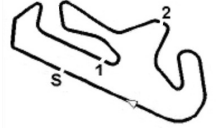
3	41.646	154.1	41.037	110.7	47.503	189.8	2:10.186	13	41.499	161.4	<u>41.008</u>	114.2	Pit In	185.6	2:17.480
4	<u>41.107</u>	<u>164.6</u>	41.299	<u>118.0</u>	47.721	186.9	2:10.127	14	Pit Out	139.4	41.546	111.2	47.833	186.5	3:14.695
5	22:52.089	140.1	41.547	115.4	49.135	187.5	24:22.771	15	43.305	145.9	41.565	102.2	49.120	189.5	2:13.990
6	42.302	158.6	41.199	107.2	Pit In	186.9	2:20.155	16	41.209	163.9	41.051	104.5	<u>47.260</u>	187.2	<u>2:09.520</u>
7	Pit Out	154.5	41.522	99.0	47.367		4:29.269	17	42.379	143.6	41.865	102.3	Pit In	173.1	2:18.308
8	41.703	157.4	41.707	100.7	Pit In	<u>191.5</u>	2:23.396	18	Pit Out	119.2	51.131	70.4	Pit In		4:32.046
9	Pit Out	137.1	41.794	99.3	48.092		3:15.352	19	Pit Out	137.1	42.644	104.2	Pit In		9:32.785
10	7:28.699	143.2	42.446	105.5	48.814	183.4	8:59.959	20							

438 ARBAUD-BIGNALET-LEGRAND-ORGEVAL									Mc Do SKR								
lap	Sect-1	Speed	Sect-2	Speed	Sect-3	Speed	TopSpeed	laptime pit	lap	Sect-1	Speed	Sect-2	Speed	Sect-3	Speed	Topspeed	laptime pit
1	Pit Out	152.8	49.718	92.4	49.108			2:18.799	12	43.755	150.2	43.076	104.2	48.787	187.5	2:15.618	
2	41.648	158.4	41.283	106.2	47.766		184.6	2:10.697	13	43.927	148.4	43.325	<u>116.5</u>	49.313	186.5	2:16.565	
3	41.320	<u>169.0</u>	42.026	95.2	49.569		186.2	2:12.915	14	42.303	145.7	42.265	105.4	48.471	190.1	2:13.039	
4	41.675	157.4	41.333	107.9	1:08.084		183.7	2:31.092	15	42.039	144.6	42.368	109.8	49.680	191.5	2:14.087	
5	<u>21:35.005</u>	139.0	43.239	102.9	48.423		<u>192.5</u>	23:06.667	16	42.750	147.3	42.961	106.7	48.796	191.8	2:14.507	
6	41.074	166.7	41.305	105.7	47.774		191.5	2:10.153	17	43.194	145.2	43.414	101.8	Pit In	186.9	2:25.363	
7	48.157	44.2	59.560	57.0	1:05.125		187.8	2:52.842	18	Pit Out	89.1	48.765	69.0	56.432		10:36.982	
8	41.138	159.5	<u>40.802</u>	109.9	<u>47.545</u>		<u>192.5</u>	2:09.485 D	19	41.379	160.5	41.288	109.3	47.562	192.2	2:10.229	
9	42.353	145.4	41.493	94.2	Pit In		188.8	2:17.588	20	41.430	161.0	41.427	107.6	Pit In	182.4	2:20.374	
10	Pit Out	153.0	42.048	102.9	49.871			12:27.305	21	Pit Out	78.4	1:05.441	95.2	47.554		3:30.037	
11	43.353	146.3	42.185	111.5	48.923		187.8	2:14.461	22	41.079	158.8	41.398	110.5	48.338	192.5	2:10.815	

439 BATAILLARD-PENNI SI-PONCELET									OCELEC BY ALLURE								
lap	Sect-1	Speed	Sect-2	Speed	Sect-3	Speed	TopSpeed	laptime pit	lap	Sect-1	Speed	Sect-2	Speed	Sect-3	Speed	Topspeed	laptime pit
1	43.111	149.6	42.873	102.6	Pit In		186.5	2:24.201	13	42.681	155.4	43.074	100.4	49.108	192.2	2:14.863	
2	Pit Out	156.5	42.669	98.8	49.150			4:14.879	14	42.344	154.1	42.851	108.3	49.844	189.5	2:15.039	
3	43.348	152.3	43.206	102.5	49.009		187.8	2:15.563	15	43.153	153.2	43.624	99.4	49.334	188.2	2:16.111	
4	21:16.700	152.5	43.032	106.2	48.720		189.1	22:48.452	16	43.080	<u>159.8</u>	42.808	100.4	Pit In	187.5	2:27.189	
5	42.439	151.7	42.297	98.7	48.494		184.0	2:13.230	17	Pit Out	85.0	51.677	86.1	1:15.508		6:32.253	
6	42.521	135.0	42.612	111.2	Pit In		191.8	2:23.609	18	1:37.694	44.6	53.651	104.4	48.432	56.8	3:19.777	
7	Pit Out	139.5	43.656	90.0	49.671			4:46.777	19	41.755	150.2	41.703	96.2	48.041	192.2	2:11.499	
8	43.556	152.1	43.024	92.5	50.213		186.5	2:16.793	20	<u>41.670</u>	154.7	41.997	104.5	48.691	<u>192.5</u>	2:12.358	
9	43.018	152.5	43.155	85.8	50.077		183.7	2:16.250	21	43.684	153.0	41.801	108.3	48.556	187.5	2:14.041	
10	8:12.943	144.8	43.162	91.7	49.360		148.1	9:45.465	22	42.051	143.0	42.381	104.4	48.304	186.5	2:12.736	
11	43.267	144.0	44.018	100.3	49.622		182.4	2:16.907	23	42.128	152.5	<u>41.491</u>	<u>112.1</u>	<u>47.857</u>	186.9	<u>2:11.476</u>	
12	42.849	141.2	42.864	104.9	49.221		191.8	2:14.934	24								

440 BELLINATO-FONTANEL-JACSONT									NO LIMIT RACING								
lap	Sect-1	Speed	Sect-2	Speed	Sect-3	Speed	TopSpeed	laptime pit	lap	Sect-1	Speed	Sect-2	Speed	Sect-3	Speed	Topspeed	laptime pit
1	41.996	154.1	41.573	108.9	48.177		178.8	2:11.746	10	42.892	161.2	41.698	97.9	Pit In	180.3	2:20.522	
2	42.183	152.3	41.508	101.0	48.279		180.6	2:11.970	11	Pit Out	133.5	45.756	91.4	53.664		27:55.194	
3	42.042	159.8	41.380	95.5	47.608		183.7	2:11.030	12	41.273	143.4	50.243	81.5	1:39.563	187.8	3:11.079	
4	<u>41.258</u>	138.8	41.812	110.3	47.873		187.2	2:10.943	13	1:37.500	47.0	54.518	105.9	48.589	64.0	3:20.607	
5	23:58.110	146.9	41.550	<u>112.7</u>	48.880		184.3	25:28.540	14	41.269	162.4	46.784	77.0	50.037	191.5	2:18.090	
6	41.641	160.0	41.358	101.5	48.969		191.8	2:11.968	15	41.849	154.7	41.783	99.8	48.019	182.7	2:11.651	
7	41.869	159.5	41.502	104.2	47.569		182.1	2:10.940	16	42.113	150.4	41.552	99.2	47.358	186.5	2:11.023	
8	42.625	163.1	41.318	110.5	48.316		187.8	2:12.259	17	42.274	153.0	43.360	96.7	48.483	186.9	2:14.117	
9	41.776	157.4	41.554	107.4	48.070		181.8	2:11.400	18	41.325	159.5	<u>40.862</u>	101.2	<u>47.347</u>	186.9	<u>2:09.534</u>	

442 GREGOIRE-LESCURE-RI VIERE-REBELO									ORHES - FDP SOLUTIONS								
lap	Sect-1	Speed	Sect-2	Speed	Sect-3	Speed	TopSpeed	laptime pit	lap	Sect-1	Speed	Sect-2	Speed	Sect-3	Speed	Topspeed	laptime pit
1	Pit Out	148.8	44.004	92.9	50.432			2:15.003	14	46.578	147.9	44.677	94.7	51.133	173.6	2:22.388	
2	45.578	155.2	43.161	83.9	50.540		177.9	2:19.279	15	44.598	139.5	45.974	90.2	51.963	181.8	2:22.535	
3	42.551	152.1	42.752	101.4	50.168		188.2	2:15.471	16	46.447	142.9	45.082	88.7	Pit In	178.2	2:35.792	
4	45.427	129.5	43.386	92.8	49.756		187.2	2:18.569	17	Pit Out	145.0	41.236	<u>106.6</u>	48.051		3:27.994	
5	22:51.116	130.8	49.312	78.2	54.193		0.1	24:34.621	18	41.350	156.7	41.348	103.8	<u>47.400</u>	191.2	<u>2:10.098</u>	
6	45.764	128.6	45.255	82.8	51.250		177.0	2:22.269	19	41.582	151.0	55.016	63.8	1:45.577	<u>191.8</u>	<u>3:22.175</u>	
7	43.976	147.3	44.384	91.3	49.882		183.4	2:18.242	20	1:35.781	51.1	57.982	96.7	48.113	67.9	3:21.876	
8	43.699	152.8	44.098	93.3	49.883		183.7	2:17.680	21	41.470	149.6	41.929	97.6	48.067	191.2	2:11.466	
9	43.854	140.4	43.440	92.7	50.036		189.8	2:17.330	22	41.536	154.9	41.301	102.3	47.840	186.5	2:10.677	
10	44.691	<u>157.4</u>	43.252	103.3	50.747		182.7	2:18.690	23	42.206	155.2	41.325	102.9	47.877	175.9	2:11.408	
11	8:38.020	147.1	43.718	94.0	50.702		0.2	10:12.440	24	<u>41.177</u>	151.5	41.278	100.9	47.899	189.8	2:10.354	
12	44.620	141.4	44.143	85.4	50.920		186.5	2:19.683	25	41.531	153.2	<u>41.198</u>	103.3	47.714	183.4	2:10.443	
13	44.441	142.3	45.143	88.7	51.529		185.2	2:21.113	26								



FUN RACING CARS 2021 - PORTIMÃO
Autódromo Internacional do Algarve

FUN CUP

14 - 17 October 2021

Laps and Sector Times - Essais Qualifs

Autodromo Internacional Algarve - 4652 mtr.

12	45.014	138.5	47.341	99.8	50.953	183.1	2:23.308	24						
----	--------	-------	--------	------	--------	-------	----------	----	--	--	--	--	--	--