

FUN RACING CARS 2021 - PORTIMÃO

Autódromo Internacional do Algarve

LIGIER JS CUP

14 - 17 October 2021

Laps and Sector Times - Essais Libres

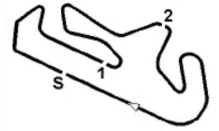
Autodromo Internacional Algarve - 4652 mtr.

3 ROSATI-SEGRS										ZOSH - GDI									
lap	Sect-1	Speed	Sect-2	Speed	Sect-3	Speed	TopSpeed	laptime	pit	lap	Sect-1	Speed	Sect-2	Speed	Sect-3	Speed	Topspeed	laptime	pit
1	Pit Out	118.4	46.034	68.5	46.080		221.3	2:17.849		12	Pit Out	176.2	38.160	118.7	42.661		224.5	11:32.038	
2	37.504	153.0	37.498	111.7	44.284		224.1	1:59.286		13	36.616	166.7	36.607	117.0	Pit In			2:04.217	
3	36.895	168.0	36.249	116.1	41.955		226.4	1:56.410		14	Pit Out	160.7	38.939	118.8	43.517			24:44.892	
4	36.337	160.0	36.935	114.0	43.138		228.8	1:55.928		15	37.024	170.9	36.632	<u>125.1</u>	43.470		218.6	1:57.126	
5	36.546	163.1	37.113	106.9	42.269		225.5	1:54.676		16	36.727	171.4	36.465	121.2	42.959		221.3	1:56.151	
6	36.397	169.0	36.403	116.6	41.876		226.9	<u>1:54.454</u>		17	36.615	172.5	36.585	123.1	42.432		221.8	1:55.632	
7	36.245	161.7	36.457	116.6	<u>41.752</u>		224.1	1:56.089		18	36.620	169.8	36.691	120.8	42.995		223.1	1:56.306	
8	<u>36.186</u>	165.1	38.020	110.1	41.883		225.0	1:55.103		19	36.383	175.3	36.488	120.5	42.731		223.6	1:55.602	
9	36.528	172.0	<u>36.124</u>	115.6	42.451		223.6	1:54.464		20	36.600	175.6	36.326	119.9	42.306		223.1	1:55.232	
10	36.230	<u>176.8</u>	36.269	117.8	41.965		225.5	2:04.704		21	36.280	173.1	38.021	112.3	Pit In				
11	37.152	169.3	36.344	109.6	Pit In					22									

7 CAVAILHES-LAVERGNE										SKR									
lap	Sect-1	Speed	Sect-2	Speed	Sect-3	Speed	TopSpeed	laptime	pit	lap	Sect-1	Speed	Sect-2	Speed	Sect-3	Speed	Topspeed	laptime	pit
1	Pit Out	133.3	43.338	98.8	48.045		215.1	2:14.832		16	Pit Out	136.7	40.390	97.2	45.805			7:46.067	
2	40.073	150.8	40.549	95.6	46.594		217.7	2:07.216		17	39.647	149.6	39.394	106.1	44.549		219.1	2:03.590	
3	39.261	161.7	38.952	106.8	45.175		218.2	2:01.330		18	18:39.063	143.8	44.078	99.4	45.671		219.5	20:08.812	
4	39.712	153.6	39.120	112.5	44.643		218.2	2:00.814		19	39.364	155.2	38.909	106.1	44.777		215.6	2:03.050	
5	37.957	167.4	38.378	103.5	44.995		218.2	2:00.571		20	38.526	150.0	38.581	101.8	44.220		217.7	2:01.327	
6	38.118	155.4	38.371	112.7	44.325		217.3	1:59.828		21	38.378	153.2	38.405	100.7	44.916		219.1	2:01.699	
7	37.686	162.7	38.066	113.4	44.819		218.2	1:59.690		22	38.588	156.1	38.493	111.1	43.601		219.5	2:00.682	
8	37.797	169.3	37.881	107.1	46.522		220.0	1:59.735		23	37.772	153.4	37.953	110.9	44.322		220.4	2:00.047	
9	37.866	165.1	37.809	116.9	43.901		217.7	1:59.791		24	38.567	157.4	37.829	110.5	43.697		219.5	2:00.093	
10	37.875	164.1	37.856	118.3	44.097		220.4	2:00.568		25	39.959	153.2	38.282	103.3	Pit In		220.4	2:12.649	
11	<u>37.545</u>	164.4	38.027	111.0	44.118		216.0	2:09.933		26	Pit Out	149.6	38.291	111.7	44.190			3:05.869	
12	37.567	174.2	37.828	110.7	44.340					27	38.231	156.5	38.349	116.8	43.514		219.5	2:00.094	
13	37.999	169.5	37.630	112.1	44.162		221.3	1:59.791		28	37.894	157.2	37.932	107.4	<u>43.334</u>		219.5	1:59.160	
14	37.627	<u>174.8</u>	38.301	114.6	44.640					29	37.927	160.0	<u>37.579</u>	<u>118.4</u>	43.401		219.5	<u>1:58.907</u>	
15	37.804	167.7	38.102	103.4	Pit In					30									

8 COIBION-DONCIEUX-RAYMONDIS										PP81-FC RACING									
lap	Sect-1	Speed	Sect-2	Speed	Sect-3	Speed	TopSpeed	laptime	pit	lap	Sect-1	Speed	Sect-2	Speed	Sect-3	Speed	Topspeed	laptime	pit
1	Pit Out	98.4	48.162	70.4	53.447		184.0	2:20.324		15	38.297	169.8	38.374	99.5	43.882		220.4	2:00.553	
2	44.252	122.7	46.043	80.5	50.029		209.7	2:12.025		16	40.083	160.7	38.019	102.7	44.046		220.9	2:02.148	
3	43.968	124.6	41.222	96.7	46.835		220.0	2:05.435		17	38.115	173.9	38.321	104.7	44.095		223.1	2:00.531	
4	39.793	148.6	40.546	101.6	46.831		220.0	2:19.035		18	18:56.043	137.9	43.862	90.5	46.174		223.1	20:26.079	
5	39.602	152.5	40.059	99.8	45.774		220.0	2:02.234		19	38.698	148.1	40.113	103.6	47.762		218.2	2:06.573	
6	39.191	152.3	40.036	101.0	Pit In		222.7	2:02.057		20	40.023	166.4	39.373	101.9	46.097		218.2	2:05.493	
7	Pit Out	156.1	39.201	103.5	46.995		222.2	2:02.772		21	38.579	160.2	39.427	97.6	44.868		219.1	2:02.874	
8	39.000	161.7	38.658	113.0	44.576		223.1	2:02.586		22	38.014	163.6	38.827	102.9	45.917		220.4	2:02.758	
9	39.410	167.4	38.269	<u>113.2</u>	44.378		223.1	2:02.666		23	38.481	163.1	38.437	104.1	44.903		219.1	2:01.821	
10	38.112	160.7	38.882	101.5	43.778		223.1	2:01.868		24	38.222	169.0	38.435	105.3	44.345		219.1	2:01.002	
11	38.578	168.5	39.460	95.7	44.548		220.4	2:01.275		25	42.097	155.6	39.358	103.4	Pit In		219.5	2:18.047	
12	39.326	170.6	38.814	97.9	44.526					26	Pit Out	118.8	40.703	102.7	44.543			5:18.440	
13	38.822	150.0	38.478	101.8	44.568					27	37.956	148.8	37.922	105.5	42.953		218.6	1:58.831	
14	38.192	<u>176.5</u>	38.425	96.9	44.658					28	<u>36.842</u>	162.2	<u>37.263</u>	106.2	<u>42.487</u>		222.2	1:56.592	

10 FOURNOUX-ROSATI										ZOSH - DI ENVIRONNEMENT									
lap	Sect-1	Speed	Sect-2	Speed	Sect-3	Speed	TopSpeed	laptime	pit	lap	Sect-1	Speed	Sect-2	Speed	Sect-3	Speed	Topspeed	laptime	pit
1	Pit Out	148.8	37.871	111.1	43.225		229.3	1:58.027		15	35.871	174.5	36.272	120.1	41.731		227.4	1:53.874	
2	36.714	171.4	38.024	91.4	43.289		226.9	1:54.208		16	36.426	177.6	36.419	112.4	<u>41.277</u>		230.3	1:54.122	
3	36.175	169.5	35.950	<u>130.8</u>	42.083		231.3	1:55.804		17	17:45.089	168.5	36.487	117.8	48.777			19:10.353	
4	37.830	166.2	36.222	126.6	41.752		225.9	1:55.330		18	36.372	173.6	35.747	121.2	42.438		221.8	1:54.557	
5	35.958	173.1	37.212	128.9	42.160		224.5	2:04.661		19	36.219	169.5	35.788	119.2	41.691		222.7	1:53.698	
6	35.952	173.1	36.071	127.8	Pit In		225.0	1:53.465		20	36.126	171.4	35.925	117.4	41.551		223.1	1:53.602	
7	Pit Out	164.4	36.350	125.4	41.622		225.0	1:53.718		21	35.941	173.6	<u>35.737</u>	120.0	41.376		224.5	<u>1:53.054</u>	
8	36.061	172.2	35.929	127.2	41.475		224.1	1:54.147		22	36.513	168.0	36.337	114.6	Pit In		225.0	2:03.280	
9	<u>35.764</u>	<u>183.7</u>	36.319	128.6	41.635		225.0	1:51.912		23	Pit Out	162.2	36.441	116.9	41.740			6:27.205	
10	36.149	172.2	35.958	127.2	42.040					24	36.049	172.0	36.021	121.8	41.678		224.1	1:53.748	
11	36.328	172.2	36.351	119.3	Pit In		227.4	1:56.565		25	37.369	176.8	36.243	121.2	41.414		227.8	1:55.026	
12	Pit Out	170.6	37.501	114.0	42.866					26	36.030	177.3	36.311	116.8	1:01.142		224.1	2:13.483	
13	37.505	162.4	36.685	118.6	42.375		225.0	1:54.001		27	36.096	174.2	36.145	125.6	41.634		222.7	1:53.875	
14	36.505	171.7	36.100	120.4	41.396					28									



FUN RACING CARS 2021 - PORTIMÃO

Autódromo Internacional do Algarve

LIGIER JS CUP

Laps and Sector Times - Essais Libres

14 - 17 October 2021

Autodromo Internacional Algarve - 4652 mtr.

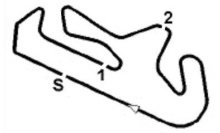
15 BIHEL-CARTON										MB PERFORMANCE									
lap	Sect-1	Speed	Sect-2	Speed	Sect-3	Speed	TopSpeed	laptime	pit	lap	Sect-1	Speed	Sect-2	Speed	Sect-3	Speed	Topspeed	laptime	pit
1	Pit Out	144.8	37.517	111.6	42.352			1:58.290		5	<u>36.115</u>	<u>183.7</u>	<u>36.186</u>	112.1	Pit In		<u>221.3</u>	2:03.135	
2		37.538	167.2	36.860	110.8	42.482	<u>221.3</u>	<u>1:56.880</u>		6	Pit Out	160.5	39.174	104.4	Pit In			2:45.520	
3		36.567	176.8	36.809	115.3	Pit In	<u>220.9</u>	2:05.328		7	Pit Out	148.6	40.116	<u>117.5</u>	Pit In			9:49.647	
4	Pit Out	172.0	36.581	115.5	<u>42.293</u>			5:43.320		8									

18 COSTA-DALLAVALLE-SPANO										ORHES - SAMBMS ATHESI BMA									
lap	Sect-1	Speed	Sect-2	Speed	Sect-3	Speed	TopSpeed	laptime	pit	lap	Sect-1	Speed	Sect-2	Speed	Sect-3	Speed	Topspeed	laptime	pit
1	Pit Out	123.6	42.009	106.3	45.722			2:09.750		16	36.872	170.6	38.155	112.1	43.230		220.4	1:58.257	
2	39.153	150.6	39.274	118.3	45.707		221.8	2:04.134		17	37.285	170.6	37.075	107.1	44.197		222.2	1:58.557	
3	36.782	160.2	36.651	120.5	42.670		223.6	1:56.103		18	37.141	165.4	37.024	115.4	42.797		224.1	1:56.962	
4	36.574	166.4	36.378	<u>128.9</u>	42.714		223.1	1:55.666		19	36.958	163.9	37.063	112.9	42.552		223.1	1:56.573	
5	36.591	164.9	36.336	127.2	42.252		225.5	1:55.179		20	19:35.374	142.1	41.151	93.5	Pit In		224.5	21:12.386	
6	36.530	164.4	36.301	122.7	<u>42.205</u>		221.8	1:55.036		21	Pit Out	162.7	37.212	122.0	55.793		222.5	6:31.177	
7	36.570	166.2	36.464	122.2	45.256		225.5	1:58.290		22	37.536	165.9	37.040	121.9	43.108		220.4	1:57.684	
8	<u>36.300</u>	170.3	<u>36.262</u>	118.9	42.257		222.7	<u>1:54.819</u>		23	37.054	171.7	37.518	121.9	42.939		222.2	1:57.511	
9	36.646	169.5	36.843	111.0	Pit In		<u>225.9</u>	2:04.606		24	37.670	161.0	37.825	121.2	42.857		<u>225.9</u>	1:58.352	
10	Pit Out	156.7	38.090	115.8	43.194			3:37.960		25	39.975	150.2	38.434	99.4	44.133		223.6	2:02.542	
11	37.379	163.9	37.705	109.9	43.070		221.3	1:58.154		26	37.702	171.4	37.267	120.4	42.680		219.1	1:57.649	
12	37.286	169.3	37.760	117.3	43.854		220.9	1:58.900		27	37.195	164.4	37.142	114.5	42.762		220.4	1:57.099	
13	37.478	172.0	37.363	113.2	43.175		221.8	1:58.016		28	36.817	178.2	37.198	120.3	42.507		221.3	1:56.522	
14	37.289	170.3	37.386	111.0	43.846		221.3	1:58.521		29	36.941	175.6	37.034	123.7	42.481		220.0	1:56.456	
15	37.229	165.6	37.052	116.9	42.973		219.5	1:57.254		30									

21 PERNAUT-RIVIERE-REBELO										ORHES - FDP SOLUTIONS									
lap	Sect-1	Speed	Sect-2	Speed	Sect-3	Speed	TopSpeed	laptime	pit	lap	Sect-1	Speed	Sect-2	Speed	Sect-3	Speed	Topspeed	laptime	pit
1	Pit Out	145.7	38.091	<u>122.2</u>	42.543			2:00.015		12	39.925	164.6	41.343	94.7	53.819		222.2	2:15.087	
2	36.582	175.0	36.339	117.8	41.885		221.8	1:54.806		13	18:13.129	115.0	55.831	109.6	44.205			19:53.165	
3	<u>35.843</u>	177.3	36.358	112.3	41.959		<u>225.5</u>	<u>1:54.160</u>		14	36.880	168.5	36.838	114.0	42.368		219.5	1:56.086	
4	36.257	172.2	<u>36.012</u>	119.7	Pit In		220.4	2:03.450		15	37.055	165.6	36.680	109.6	41.936		223.6	1:55.671	
5	Pit Out	134.3	45.587	96.5	50.487			17:51.285		16	36.209	<u>183.4</u>	36.383	113.0	41.850		224.5	1:54.442	
6	43.181	145.0	44.905	94.5	51.005		190.1	2:19.091		17	36.148	177.3	36.375	112.7	Pit In		224.1	2:06.549	
7	43.598	169.8	42.337	103.7	48.709		219.1	2:14.644		18	Pit Out	167.4	36.583	113.9	42.442		221.3	5:10.869	
8	40.918	151.5	41.951	98.0	48.190		218.6	2:11.059		19	36.566	168.2	36.435	113.3	42.024		221.3	1:55.025	
9	39.528	159.1	40.758	97.5	46.921		219.1	2:07.207		20	36.285	169.3	36.167	110.8	<u>41.833</u>		222.7	1:54.285	
10	40.466	161.4	41.107	97.1	47.720		219.1	2:09.293		21	36.392	178.2	36.470	115.8	42.558		223.6	1:55.420	
11	39.351	169.8	41.205	100.7	47.721		219.5	2:08.277		22	36.946	150.4	38.195	120.1	Pit In		224.1	2:06.080	

22 BOLLEN-CORDUAN-DUB										ARC 22 - ZOSH									
lap	Sect-1	Speed	Sect-2	Speed	Sect-3	Speed	TopSpeed	laptime	pit	lap	Sect-1	Speed	Sect-2	Speed	Sect-3	Speed	Topspeed	laptime	pit
1	Pit Out	156.1	39.499	107.5	46.611			2:07.823		13	38.499	157.7	39.974	115.0	45.055		221.8	2:03.528	
2	39.039	172.5	38.604	102.2	44.255		222.2	2:01.898		14	39.003	161.4	39.598	101.1	44.569		223.6	2:03.170	
3	38.349	145.0	38.921	100.4	44.765		<u>228.3</u>	2:02.035		15	38.268	162.2	39.110	<u>117.3</u>	43.991		223.1	2:01.369	
4	38.130	150.8	38.891	101.1	44.692		226.9	2:01.713		16	20:56.296	143.8	38.039	96.5	42.816		224.1	22:17.151	
5	37.643	<u>180.9</u>	37.937	99.2	Pit In		222.7	2:15.424		17	37.184	150.2	37.068	103.1	41.964		223.1	1:56.216	
6	Pit Out	156.1	38.806	106.0	43.770			7:33.099		18	36.498	163.6	36.766	105.5	41.668		224.1	1:54.932	
7	38.965	165.1	38.350	98.9	44.692		221.8	2:02.007		19	36.402	156.3	36.662	109.9	41.647		225.0	1:54.711	
8	39.033	161.9	38.373	103.3	44.223		221.8	2:01.629		20	36.266	157.9	36.558	102.7	41.678		225.5	1:54.502	
9	38.170	169.3	37.949	99.9	43.313		219.5	1:59.432		21	<u>36.152</u>	157.2	36.478	106.6	41.799		225.9	1:54.429	
10	38.042	170.3	38.174	96.8	43.021		221.8	1:59.237		22	36.160	163.4	<u>36.398</u>	106.0	<u>41.518</u>		225.9	<u>1:54.076</u>	
11	37.413	164.1	44.570	92.3	Pit In		222.2	2:26.042		23	37.322	151.7	36.810	103.4	Pit In		221.3	2:06.023	
12	Pit Out	156.7	42.242	102.7	45.614			4:28.947		24									

24 BALCAEN-MAES-POLLAERT										SKYLUX RACING									
lap	Sect-1	Speed	Sect-2	Speed	Sect-3	Speed	TopSpeed	laptime	pit	lap	Sect-1	Speed	Sect-2	Speed	Sect-3	Speed	Topspeed	laptime	pit
1	Pit Out	137.1	42.076	96.9	43.608			2:05.529		15	36.807	162.2	37.208	117.5	42.894		225.0	1:56.909	
2	37.579	152.8	37.627	105.4	42.725		223.6	1:57.931		16	37.004	163.4	37.582	109.0	42.857		225.0	1:57.443	
3	36.831	161.2	36.993	111.9	42.985		225.0	1:56.809		17	36.682	162.4	36.989	114.5	42.484		226.4	1:56.155	
4	38.285	159.8	37.671	101.3	<u>42.223</u>		220.9	1:58.179		18	20:12.366	122.9	46.230	99.7	54.004		<u>226.9</u>	21:52.600	
5	36.915	163.1	37.216	109.0	42.362		224.5	1:56.493		19	47.448	146.7	39.731	109.4	Pit In		148.8	2:19.859	
6	38.762	167.4	36.801	116.5	42.276		225.0	1:57.839		20	Pit Out	138.5	38.300	101.3	44.302			2:28.795	
7	<u>36.652</u>	175.6	36.795	114.6	42.389		225.0	<u>1:55.836</u>		21	37.409	162.2	36.925	118.4	42.967		221.3	1:57.301	
8	37.363	166.9	37.258	105.5	43.186		225.0	1:57.807		22	36.970	159.5	37.245	117.3	42.905		222.2	1:57.120	
9	37.005	174.8	37.648	106.4	Pit In		213.0	2:06.559		23	37.466	157.0	37.912	115.6	42.482		222.7	1:57.860	
10	Pit Out	169.0	38.480	98.4	42.540			7:31.436		24	37.307	163.4	37.148	109.5	42.461		224.1	1:56.916	
11	37.136	165.1	37.402	103.7	42.340		221.8	1:56.878		25	36.903	172.2	<u>36.681</u>	120.1	43.061		223.1	1:56.645	



FUN RACING CARS 2021 - PORTIMÃO

Autódromo Internacional do Algarve

LIGIER JS CUP
14 - 17 October 2021
Laps and Sector Times - Essais Libres
Autodromo Internacional Algarve - 4652 mtr.

12	36.930	<u>182.1</u>	37.220	104.5	Pit In	221.3	2:06.935	26	36.948	162.9	36.756	<u>121.6</u>	42.668	222.2	1:56.372
13	Pit Out	159.8	37.321	114.0	42.766		3:22.399	27	36.884	166.2	37.527	111.2	43.283	224.1	1:57.694
14	37.016	154.5	37.736	111.9	42.585	224.1	1:57.337	28	39.020	157.2	37.587	102.8	Pit In	221.8	2:06.699

25 HOUOT-MOTA										MODENA MOTORS									
lap	Sect-1	Speed	Sect-2	Speed	Sect-3	Speed	TopSpeed	laptime	pit	lap	Sect-1	Speed	Sect-2	Speed	Sect-3	Speed	Topspeed	laptime	pit
1	Pit Out	133.8	39.227	113.7	43.815			2:03.508		14	37.739	159.3	36.980	112.6	Pit In		209.7	2:08.304	
2	37.234	160.5	37.168	<u>125.3</u>	42.762		222.2	1:57.164		15	Pit Out	153.0	37.387	111.2	42.720			7:21.383	
3	36.368	163.6	37.368	103.6	42.168		224.1	1:55.904		16	37.079	162.4	36.776	124.1	42.281		220.4	1:56.136	
4	36.077	169.5	36.311	125.0	41.960		224.1	1:54.348		17	36.699	<u>173.6</u>	37.052	101.6	43.634		221.3	1:57.385	
5	<u>36.028</u>	165.1	36.526	121.8	41.981		224.1	1:54.535		18	36.834	163.1	37.242	119.5	42.218		221.8	1:56.294	
6	36.205	164.9	36.376	117.4	41.928		221.8	1:54.509		19	18:34.223	156.1	37.295	114.6	43.112		224.5	19:54.630	
7	36.154	165.9	36.730	111.1	41.965		221.8	1:54.849		20	39.427	149.2	38.880	102.0	46.635		<u>225.9</u>	2:04.942	
8	44.312	127.2	44.290	95.7	43.773		219.5	2:12.375		21	38.065	161.0	36.906	106.4	43.527		217.3	1:58.498	
9	36.100	162.2	36.365	122.2	41.652		220.9	1:54.117		22	37.425	161.2	37.461	109.6	43.283		225.5	1:58.169	
10	36.148	161.7	36.659	119.2	<u>41.512</u>		222.2	1:54.319		23	37.361	160.5	37.415	118.9	42.438		220.9	1:57.214	
11	36.241	164.1	36.592	111.6	41.644		221.3	1:54.477		24	36.648	169.3	36.417	116.4	41.974		221.8	1:55.039	
12	36.122	167.4	<u>36.188</u>	122.7	41.649		223.1	<u>1:53.959</u>		25	37.260	164.6	37.204	109.5	Pit In		225.0	2:05.591	
13	36.774	155.2	41.944	98.9	44.368		223.6	2:03.086		26									

33 DESMET - DEPAEPE - VANDEKERCKHOVE										NIVOLO									
lap	Sect-1	Speed	Sect-2	Speed	Sect-3	Speed	TopSpeed	laptime	pit	lap	Sect-1	Speed	Sect-2	Speed	Sect-3	Speed	Topspeed	laptime	pit
1	Pit Out	74.6	1:14.953	90.5	Pit In			5:32.815		12	Pit Out	142.5	40.055	112.3	44.638			20:44.345	
2	Pit Out	145.4	42.822	97.3	45.133			16:21.741		13	38.435	154.5	38.949	112.0	43.099		217.3	2:00.483	
3	39.394	133.7	38.687	103.3	43.289		221.3	2:01.370		14	36.956	165.9	37.933	98.8	<u>42.541</u>		224.1	1:57.430	
4	39.763	142.1	38.303	109.5	42.855		223.6	2:00.921		15	46.415	154.9	38.601	101.0	43.460		223.6	2:08.476	
5	37.442	146.9	38.401	109.2	43.008		224.1	1:58.851		16	37.988	150.4	38.170	107.9	44.570		222.7	2:00.728	
6	36.822	<u>184.6</u>	37.144	115.3	43.102		222.7	1:57.068		17	37.693	165.4	37.986	98.1	43.546		223.1	1:59.225	
7	37.007	172.8	37.225	<u>117.3</u>	42.931		222.2	1:57.163		18	37.387	159.3	38.076	107.6	47.572		223.1	2:03.035	
8	37.150	165.6	37.145	116.8	42.916		221.8	1:57.211		19	37.322	162.4	38.093	109.2	43.007		225.5	1:58.422	
9	37.040	164.9	37.440	112.6	43.917		224.1	1:58.397		20	37.710	163.9	37.658	109.8	43.301		<u>226.9</u>	1:58.669	
10	37.032	177.3	37.244	109.3	42.697		223.1	<u>1:56.973</u>		21	37.233	163.9	37.492	108.5	Pit In		223.6	2:07.876	
11	<u>36.812</u>	173.6	<u>37.060</u>	108.3	Pit In		222.7	2:04.247		22									

39 MERZOUGUI - PETIT										ORHES - STEPHYA									
lap	Sect-1	Speed	Sect-2	Speed	Sect-3	Speed	TopSpeed	laptime	pit	lap	Sect-1	Speed	Sect-2	Speed	Sect-3	Speed	Topspeed	laptime	pit
1	Pit Out	158.8	39.414	100.0	44.147			2:03.346		15	37.385	167.7	36.965	112.7	42.739		221.8	1:57.089	
2	38.253	159.1	38.342	106.3	43.185		225.0	1:59.780		16	37.225	168.0	37.260	105.5	Pit In		220.4	2:06.035	
3	38.084	157.0	37.756	110.5	42.858		215.6	1:58.698		17	Pit Out	149.4	39.156	97.6	43.913			6:48.875	
4	38.415	166.4	37.538	109.9	42.715		<u>226.4</u>	1:58.668		18	40.830	151.5	38.603	102.5	43.526		183.4	2:02.959	
5	38.162	172.0	37.269	112.7	42.580		225.0	1:58.011		19	18:29.778	130.9	40.393	105.6	43.697		219.5	19:53.868	
6	37.512	165.9	36.848	<u>125.3</u>	42.840		221.3	1:57.200		20	37.808	171.4	37.855	107.9	43.559		218.6	1:59.222	
7	37.238	<u>174.5</u>	37.182	116.9	42.797		221.8	1:57.217		21	37.013	159.5	37.389	110.5	<u>42.492</u>		220.0	1:56.899	
8	37.301	170.6	36.998	119.6	44.508		220.4	1:58.807		22	37.674	152.1	37.788	106.8	Pit In		222.2	2:06.077	
9	37.862	168.2	37.347	115.6	42.812		210.5	1:58.021		23	Pit Out	148.8	38.415	102.1	43.390			6:43.617	
10	37.262	164.6	38.065	102.1	43.940		220.9	1:59.267		24	37.799	168.0	37.630	104.4	44.360		220.0	1:59.789	
11	38.313	166.4	37.424	108.0	43.738		208.9	1:59.475		25	37.296	162.9	37.167	109.8	42.932		224.5	1:57.395	
12	37.253	172.2	37.263	113.3	42.724		222.7	1:57.240		26	37.238	167.2	37.005	111.8	42.644		224.5	1:56.887	
13	37.837	169.8	36.890	118.3	42.938		225.5	1:57.665		27	<u>36.720</u>	170.9	37.039	110.0	42.696		224.1	<u>1:56.455</u>	
14	37.086	172.5	<u>36.738</u>	123.1	42.811		223.1	1:56.635		28	36.880	171.7	36.883	113.4	42.799		225.0	1:56.562	

46 FAUCHÈRE-ROBIN										ZOSH - GROUPE DIROB									
lap	Sect-1	Speed	Sect-2	Speed	Sect-3	Speed	TopSpeed	laptime	pit	lap	Sect-1	Speed	Sect-2	Speed	Sect-3	Speed	Topspeed	laptime	pit
1	Pit Out	118.0	43.814	98.7	48.096			2:17.381		14	37.041	<u>194.2</u>	37.428	114.0	42.668		219.1	1:57.137	
2	39.338	161.2	39.858	111.2	45.356		217.7	2:04.552		15	36.800	173.9	<u>37.074</u>	117.5	42.577		220.4	1:56.451	
3	37.988	169.0	38.328	118.8	44.404		223.1	2:00.720		16	36.834	171.4	37.077	114.5	<u>42.512</u>		221.3	<u>1:56.428</u>	
4	38.502	173.9	38.021	115.8	44.386		<u>224.1</u>	2:00.909		17	<u>36.726</u>	174.8	39.218	110.9	Pit In		221.8	2:10.450	
5	37.611	172.0	38.106	113.2	43.880		218.2	1:59.597		18	Pit Out	154.7	38.616	112.3	44.133			22:46.147	
6	37.700	169.3	38.601	111.9	43.669		218.6	1:59.970		19	40.013	166.9	38.735	108.8	46.277		221.8	2:05.025	
7	37.553	172.5	38.370	112.1	43.835		220.9	1:59.758		20	37.609	169.5	37.673	112.0	43.956		218.6	1:59.238	
8	37.649	179.7	38.402	113.2	Pit In		220.0	2:11.658		21	37.113	175.9	37.396	118.4	43.738		222.7	1:58.247	
9	Pit Out	159.1	38.158	114.4	43.044			5:14.443		22	38.352	169.0	37.828	118.4	43.089		218.2	1:59.269	
10	37.309	180.0	37.479	116.9	42.682		220.9	1:57.470		23	37.240	171.7	37.526	117.8	43.118		221.8	1:57.884	
11	36.961	178.8	37.206	118.6	42.657		223.6	1:56.824		24	37.122	170.1	37.433	114.0	43.200		221.8	1:57.755	
12	37.075	187.5	37.102	107.4	43.593		220.9	1:57.770		25	37.081	166.7	37.444	<u>120.9</u>	43.052		220.0	1:57.577	
13	36.947	175.3	37.161	120.0	42.678		220.0	1:56.786		26	38.487	151.0	38.735	117.9	Pit In		222.2	2:11.843	

FUN RACING CARS 2021 - PORTIMÃO

Autódromo Internacional do Algarve

LIGIER JS CUP

14 - 17 October 2021

Laps and Sector Times - Essais Libres

Autodromo Internacional Algarve - 4652 mtr.

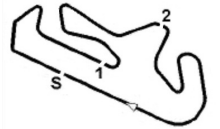
48 PALETTE-PALETTE										LADC 48									
lap	Sect-1	Speed	Sect-2	Speed	Sect-3	Speed	TopSpeed	laptime	pit	lap	Sect-1	Speed	Sect-2	Speed	Sect-3	Speed	Topspeed	laptime	pit
1	Pit Out	140.3	42.872	96.1	46.509			2:19.301		12	39.154	157.0	38.864	106.1	43.000		223.1	2:01.018	
2	37.808	<u>190.5</u>	37.941	106.2	43.419		225.9	1:59.168		13	38.006	161.9	38.401	113.8	43.364		225.0	1:59.771	
3	37.099	164.9	37.112	113.6	43.735		<u>226.4</u>	1:57.946		14	37.076	171.7	37.576	105.4	42.736		224.1	1:57.388	
4	37.305	172.2	36.861	117.5	45.078		224.5	1:59.244		15	36.799	164.9	37.224	113.2	<u>42.730</u>		225.0	<u>1:56.753</u>	
5	37.818	155.6	37.233	115.3	45.163		225.9	2:00.214		16	38.065	168.5	36.800	115.6	Pit In		222.7	2:19.797	
6	39.010	171.4	37.303	103.9	43.212		215.6	1:59.525		17	Pit Out	155.8	36.874	113.0	47.756			7:58.975	
7	37.273	175.6	37.365	112.3	43.244		225.0	1:57.882		18	<u>19:21.065</u>	165.9	37.657	103.5	42.982		225.0	20:41.704	
8	37.151	168.2	37.147	115.6	44.408		224.1	1:58.706		19	38.427	179.4	46.745	107.6	46.239		225.9	2:11.411	
9	37.539	184.9	37.059	111.3	42.818		224.1	1:57.416		20	37.116	183.7	37.459	106.6	44.010		223.1	1:58.585	
10	37.224	180.0	37.156	109.1	42.894		223.6	1:57.274		21	36.724	178.5	36.921	111.1	43.299		223.1	1:56.944	
11	36.942	175.9	<u>36.778</u>	<u>118.0</u>	43.619		224.1	1:57.339		22	41.159	133.8	43.403	96.0	Pit In		212.6	2:23.624	

70 PETIT-SERVAIS										LADC 70									
lap	Sect-1	Speed	Sect-2	Speed	Sect-3	Speed	TopSpeed	laptime	pit	lap	Sect-1	Speed	Sect-2	Speed	Sect-3	Speed	Topspeed	laptime	pit
1	Pit Out	143.8	58.056	85.5	58.218			2:36.956		13	36.848	174.5	36.986	110.8	42.850		223.6	1:56.684	
2	37.238	174.5	49.510	82.8	48.121		223.1	2:14.869		14	36.664	174.2	37.097	120.4	42.860		223.6	1:56.621	
3	<u>36.133</u>	177.0	<u>36.103</u>	114.4	41.738		226.4	<u>1:53.974</u>		15	37.053	157.9	38.711	98.5	44.587		225.5	2:00.351	
4	37.624	160.0	38.206	118.7	43.293		<u>230.3</u>	1:59.123		16	37.011	177.0	36.808	108.9	42.402		221.8	1:56.221	
5	36.248	172.5	36.287	115.0	41.536		223.1	1:54.071		17	37.483	162.4	36.962	109.6	42.629		226.9	1:57.074	
6	37.080	170.3	36.668	107.9	Pit In		226.4	2:04.277		18	36.685	<u>177.3</u>	36.877	108.4	42.561		225.0	1:56.123	
7	Pit Out	162.9	37.921	<u>121.9</u>	45.663			5:15.798		19	32:23.776	108.3	45.194	101.1	56.043		224.5	34:05.013	
8	37.913	165.6	37.242	119.5	42.783		217.3	1:57.938		20	49.276	126.8	40.600	99.8	45.194		166.9	2:15.070	
9	36.920	165.9	37.252	116.0	43.290		222.7	1:57.462		21	40.877	152.3	45.657	97.9	45.283		189.1	2:11.817	
10	38.058	165.1	37.215	116.6	42.794		223.6	1:58.067		22	36.645	168.5	36.131	107.9	<u>41.529</u>		223.6	1:54.305	
11	37.049	168.2	37.093	117.4	42.956		222.2	1:57.098		23	44.460	110.5	43.508	118.3	42.668		185.6	2:10.636	
12	37.054	162.9	37.377	118.0	42.525		223.6	1:56.956		24	36.153	168.0	36.216	112.4	41.775		225.5	1:54.144	

72 CRONIER-ROBIN-COLLET										ZOSH - 4C									
lap	Sect-1	Speed	Sect-2	Speed	Sect-3	Speed	TopSpeed	laptime	pit	lap	Sect-1	Speed	Sect-2	Speed	Sect-3	Speed	Topspeed	laptime	pit
1	Pit Out	169.8	37.274	101.9	42.715			2:00.517		14	37.188	167.2	38.321	115.8	43.123		220.4	1:58.632	
2	36.794	165.1	36.598	115.5	42.562		229.3	1:55.954		15	37.119	168.5	37.791	109.1	43.480		220.9	1:58.390	
3	37.206	174.5	<u>36.134</u>	110.3	42.036		228.3	1:55.376		16	38.945	165.9	37.945	109.1	43.112		221.8	2:00.002	
4	<u>36.104</u>	172.2	36.634	114.4	<u>41.911</u>		<u>229.8</u>	<u>1:54.649</u>		17	36.966	171.2	37.640	116.6	44.228		220.4	1:58.834	
5	36.424	176.2	36.448	111.0	42.196		228.3	1:55.068		18	19:08.299	149.0	38.143	113.2	43.969		157.7	20:30.411	
6	36.358	177.3	36.480	111.8	42.325		224.1	1:55.163		19	38.139	145.9	39.812	111.5	44.067		222.2	2:02.018	
7	36.302	175.6	36.388	109.5	Pit In		223.6	2:02.198		20	37.347	177.6	37.986	111.7	43.141		219.5	1:58.474	
8	Pit Out	162.7	38.321	114.9	44.597			7:51.155		21	37.169	171.4	37.331	111.6	43.583		220.9	1:58.083	
9	37.753	173.9	38.993	105.0	43.815		219.5	2:00.561		22	37.098	<u>181.2</u>	37.447	111.1	42.861		220.4	1:57.406	
10	40.985	158.6	38.683	108.0	45.105		220.0	2:04.773		23	37.144	177.3	37.562	<u>119.6</u>	43.536		221.3	1:58.242	
11	37.694	162.9	38.515	105.3	44.018		222.2	2:00.227		24	36.964	178.8	37.452	113.1	44.767		222.2	1:59.183	
12	37.529	165.4	38.400	111.5	44.926		220.9	2:00.855		25	37.106	172.5	37.651	116.5	43.734		220.4	1:58.491	
13	37.431	172.5	38.131	107.5	43.216		217.7	1:58.778		26	37.430	169.8	37.778	114.0	Pit In		220.4	2:07.721	

73 FERNANDES-HOXHA-MARTINS										ORHES - VS COMPETITION									
lap	Sect-1	Speed	Sect-2	Speed	Sect-3	Speed	TopSpeed	laptime	pit	lap	Sect-1	Speed	Sect-2	Speed	Sect-3	Speed	Topspeed	laptime	pit
1	Pit Out	115.6	45.498	90.6	51.106			2:21.438		16	38.821	167.4	38.935	107.8	45.314		216.9	2:03.070	
2	40.434	135.8	41.856	100.9	45.716		215.1	2:08.006		17	38.282	165.4	38.489	109.3	44.648		218.2	2:01.419	
3	38.661	150.4	38.663	106.2	44.785		222.7	2:02.109		18	38.079	170.9	38.655	104.8	46.442		220.0	2:03.176	
4	38.320	159.8	38.675	107.4	45.085		<u>223.1</u>	2:02.080		19	19:39.052	153.4	40.908	110.8	44.799		221.3	21:04.759	
5	39.965	150.2	39.623	100.6	46.648		183.7	2:06.236		20	38.287	165.4	40.218	113.9	43.496		218.2	2:02.001	
6	38.605	149.6	38.708	97.6	43.953		219.1	2:01.266		21	<u>37.426</u>	<u>174.8</u>	37.535	113.3	<u>43.186</u>		219.1	<u>1:58.147</u>	
7	37.793	150.0	37.967	107.4	43.583		221.8	1:59.343		22	37.711	165.4	37.642	110.0	59.313		218.6	2:14.666	
8	38.004	154.9	37.860	103.2	43.427		221.3	1:59.291		23	40.047	158.4	41.428	113.6	47.452		200.7	2:08.927	
9	40.159	144.0	38.668	100.1	43.715		200.4	2:02.542		24	37.864	168.0	38.374	110.5	43.692		219.1	1:59.930	
10	38.304	143.2	38.490	100.7	43.706		219.5	2:00.500		25	37.832	151.7	38.013	114.8	43.842		218.2	1:59.687	
11	37.658	153.0	37.789	102.9	43.356		221.8	1:58.803		26	38.201	155.8	38.295	<u>118.0</u>	43.622		213.4	2:00.118	
12	37.963	157.9	37.761	105.8	43.496		221.3	1:59.220		27	37.762	165.4	37.690	<u>118.0</u>	43.827		216.0	1:59.279	
13	37.858	153.0	<u>37.419</u>	117.1	43.848		220.9	1:59.125		28	38.169	155.4	38.433	112.3	Pit In		215.6	2:12.615	
14	38.396	153.6	38.053	98.0	Pit In		221.8	2:14.313		29	Pit Out	114.0	53.991	101.8	56.066			4:06.233	
15	Pit Out	155.4	38.987	104.4	45.090			4:00.647		30									

77 ALONSO-COSTA-EBURDERIE-LEMMA										SKR									
lap	Sect-1	Speed	Sect-2	Speed	Sect-3	Speed	TopSpeed	laptime	pit	lap	Sect-1	Speed	Sect-2	Speed	Sect-3	Speed	Topspeed	laptime	pit
1	Pit Out	136.9	40.227	111.0	44.246			2:06.752		14	37.174	167.4	37.005	110.1	<u>42.469</u>		219.5	<u>1:56.648</u>	
2	38.479	154.3	37.915	117.6	43.416		206.1	1:59.810		15	<u>36.888</u>	164.6	37.239	114.3	42.674		<u>220.9</u>	1:56.801	



FUN RACING CARS 2021 - PORTIMÃO

Autódromo Internacional do Algarve

LIGIER JS CUP

14 - 17 October 2021

Laps and Sector Times - Essais Libres

Autodromo Internacional Algarve - 4652 mtr.

3	37.232	169.0	37.513	116.5	43.048	<u>220.9</u>	1:57.793	16	18:42.895	156.7	39.280	104.0	44.277	<u>220.9</u>	20:06.452
4	37.610	164.6	37.606	110.2	42.881	220.4	1:58.097	17	38.275	169.8	37.593	<u>124.1</u>	43.218	214.3	1:59.086
5	37.819	169.0	37.488	115.6	42.836	219.1	1:58.143	18	37.797	182.4	36.905	106.7	42.497	216.0	1:57.199
6	38.025	156.7	38.812	104.2	Pit In	216.9	2:08.882	19	37.102	179.7	36.846	115.8	42.795	219.1	1:56.743
7	Pit Out	154.5	37.418	115.6	42.913		7:20.667	20	37.461	178.2	37.154	111.7	43.324	220.0	1:57.939
8	37.158	167.7	36.941	114.5	43.138	217.3	1:57.237	21	44.938	148.4	39.748	102.5	Pit In	158.8	2:23.538
9	37.039	167.4	<u>36.823</u>	113.6	42.823	216.4	1:56.685	22	Pit Out	<u>184.6</u>	37.296	117.6	42.971		7:32.806
10	36.994	167.4	37.235	115.4	42.901	218.6	1:57.130	23	37.223	172.5	36.981	119.2	43.268	220.4	1:57.472
11	37.363	162.7	37.658	108.7	Pit In	218.6	2:07.260	24	37.151	169.8	37.350	118.8	43.062	218.6	1:57.563
12	Pit Out	160.2	37.218	118.0	44.051		7:03.065	25	37.539	170.1	37.385	113.4	Pit In	218.6	2:08.987
13	37.662	167.2	36.967	114.2	42.659	218.6	1:57.288	26							

97	DOMENI CO- RITZI - BUETLER									Andreas Ritzi									
lap	Sect-1	Speed	Sect-2	Speed	Sect-3	Speed	TopSpeed	laptime	pit	lap	Sect-1	Speed	Sect-2	Speed	Sect-3	Speed	Topspeed	laptime	pit
1	Pit Out	96.9	46.203	87.9	52.098			2:26.504		15	37.022	163.6	37.811	113.7	42.641		225.5	1:57.474	
2	45.774	111.6	40.907	102.0	43.342		177.3	2:10.023		16	37.545	161.2	37.458	113.2	Pit In		226.9	2:08.253	
3	36.429	<u>178.5</u>	41.656	92.6	43.232		<u>228.3</u>	2:01.317		17	Pit Out	149.2	40.416	128.9	46.664			26:00.872	
4	36.244	164.1	36.618	117.8	42.316		227.8	1:55.178		18	41.188	150.6	39.111	107.9	46.699		211.8	2:06.998	
5	36.321	152.3	<u>36.564</u>	113.3	44.760		227.4	1:57.645		19	39.646	147.3	39.974	112.7	48.539		215.6	2:08.159	
6	<u>36.187</u>	176.8	36.626	110.0	<u>42.111</u>		227.4	<u>1:54.924</u>		20	41.094	143.6	40.039	110.7	48.118		205.7	2:09.251	
7	36.430	162.2	37.051	108.5	42.854		<u>228.3</u>	1:56.335		21	40.259	152.5	39.233	113.1	44.225		219.5	2:03.717	
8	36.468	172.2	36.941	112.9	Pit In		224.5	2:07.468		22	38.676	156.7	39.385	111.8	45.653		221.8	2:03.714	
9	Pit Out	157.0	37.560	104.8	43.903			4:21.445		23	38.674	166.7	39.549	113.3	45.307		222.2	2:03.530	
10	37.182	160.7	37.354	110.4	42.934		225.5	1:57.470		24	40.177	155.8	39.561	105.6	44.700		191.8	2:04.438	
11	36.961	160.5	37.430	111.8	42.814		225.5	1:57.205		25	38.354	156.1	39.079	107.8	45.695		218.2	2:03.128	
12	37.032	157.7	37.442	115.3	42.901		226.9	1:57.375		26	38.147	154.9	38.291	117.5	44.066		223.6	2:00.504	
13	37.186	161.7	38.060	111.2	43.257		226.9	1:58.503		27	38.698	145.6	38.088	127.7	43.941		225.5	2:00.727	
14	37.159	160.0	37.304	113.3	42.828		225.5	1:57.291		28	38.341	161.4	38.606	104.3	Pit In		222.2	2:12.481	

99	DUCHESNE - LAROSE									4-RACE									
lap	Sect-1	Speed	Sect-2	Speed	Sect-3	Speed	TopSpeed	laptime	pit	lap	Sect-1	Speed	Sect-2	Speed	Sect-3	Speed	Topspeed	laptime	pit
1	Pit Out	123.3	43.337	105.5	45.765			2:19.112		15	Pit Out	166.4	38.015	117.4	45.674			5:45.928	
2	38.455	161.0	39.229	108.9	45.113		<u>222.2</u>	2:02.797		16	38.184	168.8	37.802	114.8	43.709		217.7	1:59.695	
3	38.216	167.2	38.704	107.5	46.699		220.9	2:03.619		17	<u>37.202</u>	171.7	37.774	113.0	<u>43.555</u>		221.3	<u>1:58.531</u>	
4	38.868	146.3	40.582	112.1	44.849		220.9	2:04.299		18	37.221	176.8	<u>37.487</u>	109.8	44.903		221.3	1:59.611	
5	37.978	163.6	38.389	107.2	44.579		<u>222.2</u>	2:00.946		19	18:05.536	141.9	44.188	97.3	52.069		221.3	19:41.793	
6	37.750	176.8	37.758	117.3	44.342		221.8	1:59.850		20	41.885	168.5	40.061	91.7	45.891		176.5	2:07.837	
7	39.120	165.1	39.349	100.0	47.901		201.5	2:06.370		21	38.081	160.0	38.724	105.3	Pit In		214.3	2:11.827	
8	38.130	173.9	37.853	118.4	44.614		216.4	2:00.597		22	Pit Out	159.1	39.024	109.6	47.471			3:53.866	
9	39.134	167.7	38.111	<u>119.6</u>	44.850		220.9	2:02.095		23	38.905	162.9	38.522	109.0	45.612		217.7	2:03.039	
10	39.798	160.5	38.427	107.5	44.643		207.7	2:02.868		24	39.595	157.7	39.325	117.8	44.615		206.1	2:03.535	
11	39.393	169.3	38.016	113.3	44.084		220.0	2:01.493		25	38.431	155.6	39.333	108.0	45.903		219.5	2:03.667	
12	38.384	176.2	37.983	112.3	43.975		214.3	2:00.342		26	38.006	174.8	37.980	112.9	44.179		217.3	2:00.165	
13	37.761	179.4	37.917	109.4	43.971		221.3	1:59.649		27	37.481	<u>180.9</u>	37.695	114.6	44.115		220.4	1:59.291	
14	37.541	176.2	38.524	115.9	Pit In		221.3	2:34.794		28	37.905	174.2	37.999	115.1	Pit In		220.4	2:10.737	

408	SEBASTIEN-RODRIGUES-RODRIGUES									NO LIMIT RACING									
lap	Sect-1	Speed	Sect-2	Speed	Sect-3	Speed	TopSpeed	laptime	pit	lap	Sect-1	Speed	Sect-2	Speed	Sect-3	Speed	Topspeed	laptime	pit
1	Pit Out	156.5	38.897	107.0	44.464			2:03.429		16	Pit Out	170.6	36.395	111.1	42.110			5:39.623	
2	37.922	150.6	38.560	106.0	43.666		219.1	2:00.148		17	36.558	179.4	36.247	106.6	42.298		219.5	1:55.103	
3	37.639	164.6	37.849	106.0	43.114		218.6	1:58.602		18	<u>36.331</u>	<u>184.6</u>	<u>36.226</u>	<u>114.6</u>	42.456		220.0	<u>1:55.013</u>	
4	37.903	167.2	37.795	109.8	43.263		222.2	1:58.961		19	36.461	169.8	37.299	110.2	<u>41.623</u>		220.4	1:55.383	
5	38.779	159.5	37.839	107.8	42.588		220.4	1:59.206		20	18:21.295	156.1	39.021	100.9	44.120			19:44.436	
6	39.609	163.4	37.290	106.2	42.962		221.8	1:59.861		21	37.988	157.7	38.727	101.2	Pit In		219.1	2:11.356	
7	37.147	174.8	36.916	104.9	42.942		221.8	1:57.005		22	Pit Out	173.1	37.972	104.4	43.357			2:26.129	
8	37.206	171.7	36.985	105.5	42.984		218.6	1:57.175		23	37.820	175.0	37.879	99.2	43.286		216.9	1:58.985	
9	37.823	170.3	36.893	102.7	42.355		221.3	1:57.071		24	37.976	171.2	37.975	96.3	43.374		221.3	1:59.325	
10	37.159	164.9	38.187	99.1	43.333		220.0	1:58.679		25	37.557	168.5	37.855	99.4	43.216		218.2	1:58.628	
11	37.180	171.4	37.059	104.3	42.156		218.6	1:56.395		26	37.325	177.3	37.713	99.2	42.820		217.7	1:57.858	
12	37.122	166.7	37.223	103.7	42.802		220.9	1:57.147		27	37.100	181.2	37.506	102.2	43.094		218.2	1:57.700	
13	37.478	166.9	36.995	101.2	42.271		218.2	1:56.744		28	37.533	175.6	37.945	97.5	Pit In		219.1	2:08.308	
14	37.069	168.8	37.188	102.8	41.957		220.0	1:56.214		29	Pit Out	174.2	37.326	102.7	41.828			4:34.258	
15	37.390	169.5	37.553	100.1	Pit In		220.0	2:05.889		30	36.926	163.9	37.371	105.9	Pit In		222.7	2:09.426	