


FUN RACING CARS 2021 - PORTIMÃO

Autódromo Internacional do Algarve

FUN CUP

Laps and Sector Times - Essais Libres

14 - 17 October 2021

Autodromo Internacional Algarve - 4652 mtr.

5 MAES-MAES									MAES RACING										
lap	Sect-1	Speed	Sect-2	Speed	Sect-3	Speed	TopSpeed	laptime	pit	lap	Sect-1	Speed	Sect-2	Speed	Sect-3	Speed	Topspeed	laptime	pit
1	Pit Out	136.2	41.996	96.9	47.272			2:13.605		4	41.281	154.7	40.997	105.2	48.939		186.9	2:11.217	
2		41.155	155.6	42.753	98.7	49.200	189.1	2:13.108		5	<u>40.727</u>	<u>157.9</u>	<u>40.640</u>	<u>106.4</u>	47.428		<u>191.5</u>	<u>2:08.795</u>	
3		41.293	150.2	41.046	96.0	<u>46.917</u>	188.5	2:09.256		6	42.315	156.3	41.291	98.6	Pit In		186.2	2:22.007	

24 BALCAEN-VAN POLLART									SKYLUX RACING										
lap	Sect-1	Speed	Sect-2	Speed	Sect-3	Speed	TopSpeed	laptime	pit	lap	Sect-1	Speed	Sect-2	Speed	Sect-3	Speed	Topspeed	laptime	pit
1	Pit Out	130.9	45.035	94.2	48.788			2:15.933		4	41.086	158.8	<u>41.234</u>	97.2	47.924		188.2	2:10.244	
2		42.173	<u>161.9</u>	42.303	93.8	47.431	184.0	2:11.907		5	41.204	159.1	41.319	95.5	<u>46.986</u>		185.9	<u>2:09.509</u>	
3		41.325	157.0	41.412	96.2	47.037	188.2	2:09.774		6	<u>40.896</u>	152.3	41.505	<u>106.9</u>	Pit In		<u>190.8</u>	2:19.827	

31 DUBOIS-LECUYER-ROGER-SCHIRER									VW PARTNERS										
lap	Sect-1	Speed	Sect-2	Speed	Sect-3	Speed	TopSpeed	laptime	pit	lap	Sect-1	Speed	Sect-2	Speed	Sect-3	Speed	Topspeed	laptime	pit
1	Pit Out	102.3	45.726	92.9	52.287			2:20.388		15	46.289	127.5	46.418	80.1	54.439		173.6	2:27.146	
2		47.003	<u>161.4</u>	48.122	89.9	50.755	184.0	2:25.880		16	47.486	146.3	45.830	87.2	52.890		170.3	2:26.206	
3		43.659	151.7	44.779	89.3	49.997	189.5	2:18.435		17	45.539	145.9	45.040	83.5	53.466		183.1	2:24.045	
4	15:53.672	135.5	44.810	98.8	50.679		185.2	17:29.161		18	46.129	127.1	46.114	85.1	52.487		175.9	2:24.730	
5		44.208	124.3	44.847	87.2	50.548	184.6	2:19.603		19	45.118	146.1	46.575	88.7	Pit In		180.6	2:36.683	
6		44.230	136.7	43.899	102.1	49.950	190.5	2:18.079		20	Pit Out	145.0	<u>43.398</u>	95.3	50.606		3:30.876		
7		44.535	137.1	43.925	100.7	49.500	175.9	2:17.960		21	44.572	152.5	44.004	90.6	49.820		177.0	2:18.396	
8		43.706	140.8	44.966	96.3	50.650	183.1	2:19.322		22	43.695	139.0	43.583	98.0	52.046		177.9	2:19.324	
9		43.846	141.2	43.533	101.2	<u>48.538</u>	182.1	<u>2:15.917</u>		23	44.073	153.8	46.708	92.0	50.883		179.7	2:21.664	
10		44.784	129.3	45.223	96.9	50.540	<u>190.8</u>	2:20.547		24	43.830	142.1	44.442	89.0	50.564		177.6	2:18.836	
11		43.858	137.9	45.058	93.3	Pit In	177.9	2:28.169		25	44.762	129.3	45.081	91.6	49.948		184.6	2:19.791	
12	Pit Out	123.6	46.410	97.4	55.865			3:43.189		26	<u>43.242</u>	143.4	43.828	92.9	50.426		181.2	2:17.496	
13		48.418	126.2	47.560	81.3	55.076	170.3	2:31.054		27	43.790	131.4	44.440	87.1	Pit In		183.7	2:28.413	
14		47.276	124.1	46.941	78.8	55.988	175.9	2:30.205		28									

33 TABERY-TABERY-TABERY									DEDICATED by M3M										
lap	Sect-1	Speed	Sect-2	Speed	Sect-3	Speed	TopSpeed	laptime	pit	lap	Sect-1	Speed	Sect-2	Speed	Sect-3	Speed	Topspeed	laptime	pit
1	Pit Out	109.3	45.090	102.3	52.017			2:20.543		16	42.225	145.0	42.436	105.2	49.110		187.2	2:13.771	
2		43.353	128.0	43.948	93.7	48.713	183.7	2:16.014		17	43.030	149.4	41.849	110.9	48.956		182.1	2:13.835	
3		43.218	136.4	43.242	104.9	50.619	190.8	2:17.079		18	42.698	148.8	42.076	<u>118.8</u>	49.070		184.6	2:13.844	
4	16:17.007	135.8	42.653	101.6	<u>48.325</u>		189.1	17:47.985		19	42.075	154.5	42.613	103.2	Pit In		187.2	2:23.144	
5		43.746	131.4	44.051	93.1	50.564	189.1	2:18.361		20	Pit Out	138.3	43.822	100.7	50.907		4:48.625		
6		42.642	134.8	42.748	98.5	48.333	189.5	2:13.723		21	43.830	145.7	42.893	111.7	49.726		184.3	2:16.449	
7		42.515	133.3	42.791	87.9	49.558	191.5	2:14.864		22	43.434	157.0	42.840	99.1	49.425		181.5	2:15.699	
8		42.924	136.9	43.372	95.8	Pit In	<u>191.8</u>	2:23.275		23	43.635	147.5	42.781	107.8	49.168		181.5	2:15.584	
9	Pit Out	134.0	44.204	93.7	51.628			3:35.653		24	43.430	<u>163.4</u>	42.930	104.9	48.377		181.5	2:14.737	
10		44.473	141.7	44.098	93.5	50.367	175.0	2:18.938		25	42.861	155.8	42.066	110.0	48.758		183.1	2:13.685	
11		47.075	134.2	43.570	108.2	49.258	178.8	2:19.903		26	42.136	158.6	41.782	111.2	48.877		185.9	2:12.795	
12		43.932	135.7	44.908	103.1	51.085	181.8	2:19.925		27	42.061	152.1	41.924	109.9	48.789		186.9	2:12.774	
13		42.964	149.8	43.492	113.2	49.621	186.2	2:16.077		28	42.514	144.4	42.004	104.1	48.842		186.9	2:13.360	
14		42.560	156.1	41.969	108.9	48.748	188.5	2:13.277		29	<u>41.882</u>	146.3	41.837	103.9	48.433		188.2	<u>2:12.152</u>	
15		43.126	150.6	<u>41.694</u>	113.1	48.995	185.9	2:13.815		30	41.957	146.5	42.169	96.9	48.365		189.1	2:12.491	

66 CAPPELLETTO-MULLER-MULLER									PP 81 - TM RACING										
lap	Sect-1	Speed	Sect-2	Speed	Sect-3	Speed	TopSpeed	laptime	pit	lap	Sect-1	Speed	Sect-2	Speed	Sect-3	Speed	Topspeed	laptime	pit
1	Pit Out	136.9	42.908	113.6	50.823			2:18.688		16	44.992	135.5	43.494	100.4	48.247		189.5	2:16.733	
2		45.076	148.6	42.395	<u>120.1</u>	51.076	178.5	2:18.547		17	41.832	143.2	41.953	103.6	48.052		185.9	2:11.837	
3		44.358	135.3	44.707	106.4	49.865	180.3	2:18.930		18	<u>41.552</u>	153.4	41.861	109.0	<u>47.971</u>		188.2	<u>2:11.384</u>	
4	15:56.639	147.3	44.199	92.9	49.870		188.2	17:30.708		19	41.980	137.1	42.323	96.8	Pit In		189.1	2:19.832	
5		42.822	161.2	42.785	110.4	49.487	184.6	2:15.094		20	Pit Out	142.5	43.414	96.6	50.254		3:25.419		
6		44.705	132.5	43.674	116.8	51.564	175.6	2:19.943		21	43.423	151.9	43.218	101.9	49.079		180.9	2:15.720	
7		43.289	139.0	43.608	108.3	50.630	183.7	2:17.527		22	43.478	144.0	42.570	117.4	49.547		182.4	2:15.595	
8		43.471	155.8	42.463	111.5	50.023	178.2	2:15.957		23	43.214	144.0	42.794	108.8	49.611		178.5	2:15.619	
9		42.684	159.8	42.847	96.0	Pit In	187.8	2:27.350		24	43.133	154.1	42.605	110.2	49.649		180.9	2:15.387	
10	Pit Out	135.3	42.743	108.7	48.421			6:09.538		25	43.052	<u>162.9</u>	42.799	113.6	49.923		177.3	2:15.774	
11		42.549	153.6	41.909	107.2	48.368	190.8	2:12.826		26	43.223	153.6	42.383	99.6	51.631		177.3	2:17.237	
12		42.053	151.7	41.891	104.7	48.371	183.1	2:12.315		27	43.479	143.4	42.853	97.6	48.381		174.2	2:14.713	
13		42.109	157.0	<u>41.584</u>	106.0	48.403	182.7	2:12.096		28	42.554	155.8	42.634	104.0	49.110		185.9	2:14.298	
14		42.262	140.8	42.222	103.1	48.388	<u>191.8</u>	2:12.872		29	43.184	149.6	42.556	114.2	50.572		179.1	2:16.312	
15		42.235	136.9	41.902	104.0	48.025	<u>191.8</u>	2:12.162		30	44.141	156.3	43.698	107.9	Pit In		174.8	2:27.908	

FUN RACING CARS 2021 - PORTIMÃO

Autódromo Internacional do Algarve

FUN CUP

14 - 17 October 2021

Laps and Sector Times - Essais Libres

Autodromo Internacional Algarve - 4652 mtr.

72 LELEU-MARY-TRI BUT										SOUND OF QUATTRO									
lap	Sect-1	Speed	Sect-2	Speed	Sect-3	Speed	TopSpeed	laptime	pit	lap	Sect-1	Speed	Sect-2	Speed	Sect-3	Speed	Topspeed	laptime	pit
1	Pit Out	109.5	43.617	96.3	49.276			2:17.481		16	43.231	145.4	43.455	91.6	50.126		184.3	2:16.812	
2	46.059	149.2	42.114	107.8	49.831		182.1	2:18.004		17	43.348	140.8	43.487	92.6	Pit In		185.2	2:30.034	
3	43.450	157.0	43.175	106.7	48.746		185.9	2:15.371		18	Pit Out	<u>167.2</u>	42.467	104.8	48.925			3:02.419	
4	16:31.684	135.5	42.555	103.2	49.172		187.5	18:03.411		19	43.024	145.9	42.083	106.3	48.579		180.0	2:13.686	
5	43.530	157.7	45.131	89.0	50.141		187.8	2:18.802		20	43.572	143.2	42.417	95.5	49.073		184.0	2:15.062	
6	42.869	152.8	42.961	101.9	48.904		<u>192.2</u>	2:14.734		21	42.910	136.0	42.981	109.9	48.023		190.5	2:13.914	
7	42.893	159.5	42.671	106.4	48.530		183.1	2:14.094		22	42.275	142.3	42.042	94.6	48.731		<u>192.2</u>	<u>2:13.048</u>	
8	42.690	149.8	44.600	92.2	49.739		185.6	2:17.029		23	<u>42.003</u>	144.4	42.364	108.1	48.982		184.9	2:13.349	
9	43.421	160.5	42.547	106.2	48.997		186.2	2:14.965		24	42.526	160.7	<u>41.927</u>	100.8	Pit In		180.9	2:21.245	
10	44.543	139.4	42.404	101.8	Pit In		178.8	2:27.899		25	Pit Out	138.5	42.788	100.4	48.663		4:35.104		
11	Pit Out	156.7	44.490	90.2	50.463			3:16.902		26	42.105	166.9	42.814	103.6	49.458		184.3	2:14.377	
12	43.711	152.8	43.559	93.4	51.577		178.2	2:18.847		27	42.979	143.0	42.491	100.9	48.779		182.7	2:14.249	
13	44.010	152.8	44.645	98.1	50.169		181.8	2:18.824		28	43.179	153.4	42.021	106.5	<u>48.008</u>		182.4	2:13.208	
14	43.613	161.9	43.717	95.0	50.267		178.5	2:17.597		29	43.019	142.7	42.983	<u>121.3</u>	48.624		186.2	2:14.626	
15	43.898	144.2	43.597	94.2	50.120		178.5	2:17.615		30	44.832	146.9	42.717	112.3	Pit In		185.6	2:25.633	

93 GUYARD-PINTO-SIERRA-FORTUNY-VI DOTTO										CPM-ETR-SMMC SKR									
lap	Sect-1	Speed	Sect-2	Speed	Sect-3	Speed	TopSpeed	laptime	pit	lap	Sect-1	Speed	Sect-2	Speed	Sect-3	Speed	Topspeed	laptime	pit
1	Pit Out	123.4	43.317	99.9	48.634			2:13.142		15	42.933	149.0	42.294	101.2	48.691		189.8	2:13.918	
2	42.496	139.0	42.520	107.7	48.765		186.2	2:13.781		16	43.764	142.1	42.875	96.1	48.572		188.8	2:15.211	
3	42.766	145.7	42.294	107.9	48.702		191.5	2:13.762		17	43.030	130.6	42.514	100.6	49.104		182.4	2:14.648	
4	16:02.394	153.0	43.141	107.2	<u>48.562</u>		0.1	17:34.097		18	42.381	150.8	42.397	106.0	49.607		188.5	2:14.385	
5	42.084	146.5	<u>42.085</u>	109.6	48.791		180.6	<u>2:12.960</u>		19	44.023	143.2	45.205	100.6	Pit In		185.9	2:28.531	
6	42.719	149.6	44.590	92.9	54.814		180.6	2:22.123		20	Pit Out	129.2	43.072	100.4	49.278		5:33.714		
7	<u>41.990</u>	151.0	42.409	101.9	48.773		185.6	2:13.172		21	43.244	140.1	43.309	<u>118.6</u>	49.634		183.4	2:16.187	
8	42.279	138.6	43.575	108.7	Pit In		181.2	2:27.586		22	43.490	146.9	43.146	101.9	49.217		181.5	2:15.853	
9	Pit Out	146.1	43.298	105.6	49.145			6:26.444		23	43.365	145.6	43.054	105.8	49.057		185.2	2:15.476	
10	42.883	<u>155.2</u>	42.795	98.5	Pit In		179.4	2:23.225		24	44.597	142.1	43.051	110.5	49.222		183.1	2:16.870	
11	Pit Out	146.1	42.676	99.4	48.891			5:16.097		25	43.045	139.2	43.335	110.0	51.931		183.7	2:18.311	
12	42.711	145.7	42.733	103.5	49.204		184.6	2:14.648		26	43.154	139.9	43.160	106.6	48.577		182.1	2:14.891	
13	42.165	138.6	43.984	90.9	50.417		186.2	2:16.566		27	43.079	142.5	43.269	102.3	50.654		<u>191.8</u>	2:17.002	
14	43.524	151.5	42.899	95.2	49.425		174.5	2:15.848		28									

116 BENEZECH-BENEZECH-DEBARD-DEBARD										PP 81									
lap	Sect-1	Speed	Sect-2	Speed	Sect-3	Speed	TopSpeed	laptime	pit	lap	Sect-1	Speed	Sect-2	Speed	Sect-3	Speed	Topspeed	laptime	pit
1	Pit Out	116.5	47.417	95.5	54.895			2:26.653		16	42.070	163.4	41.568	99.3	48.256		182.4	2:11.894	
2	44.414	126.2	44.398	105.4	52.112		178.5	2:20.924		17	42.105	159.3	41.996	95.9	50.736		180.3	2:14.837	
3	18:03.213	128.9	46.022	84.3	52.529		183.7	19:41.764		18	43.156	156.5	43.359	90.8	Pit In		172.8	2:23.514	
4	45.339	143.0	44.968	92.9	50.115		169.5	2:20.422		19	Pit Out	143.8	42.812	106.4	48.970			3:46.474	
5	43.257	140.4	43.248	111.5	50.430		<u>192.5</u>	2:16.935		20	44.389	136.5	42.628	104.4	48.735		171.7	2:15.752	
6	1:04.992	122.9	44.984	105.8	49.072		190.8	2:39.048		21	44.186	138.1	42.628	104.3	49.092		183.4	2:15.906	
7	43.560	105.5	44.869	104.5	Pit In		187.8	2:30.173		22	43.395	134.8	42.627	102.2	48.410		181.5	2:14.432	
8	Pit Out	146.9	43.191	92.5	48.875			4:16.247		23	42.551	137.2	41.789	109.0	49.337		185.2	2:13.677	
9	42.395	152.5	42.135	98.7	49.056		180.6	2:13.586		24	43.405	145.2	42.746	102.9	48.601		183.7	2:14.752	
10	42.877	157.4	42.503	99.4	48.796		180.6	2:14.176		25	42.726	143.0	42.167	101.1	48.921		183.4	2:13.814	
11	41.949	154.7	42.976	83.6	48.284		182.4	2:13.209		26	42.376	144.6	42.747	93.6	48.506		190.1	2:13.629	
12	42.041	148.8	42.000	99.8	47.853		182.7	2:11.894		27	44.506	136.0	42.086	107.8	48.640		185.9	2:15.232	
13	43.693	162.4	41.660	100.5	47.872		184.0	2:13.225		28	42.323	145.0	41.586	107.8	48.216		185.2	2:12.125	
14	<u>41.761</u>	<u>165.4</u>	42.412	86.5	48.599		187.2	2:12.772		29	42.684	145.9	42.550	102.0	49.181		190.1	2:14.415	
15	41.939	162.7	<u>41.400</u>	99.7	<u>47.667</u>		182.7	<u>2:11.006</u>		30									

135 LEMOINE-PASQUOTTI-ROTH										EAGLE DRIVER									
lap	Sect-1	Speed	Sect-2	Speed	Sect-3	Speed	TopSpeed	laptime	pit	lap	Sect-1	Speed	Sect-2	Speed	Sect-3	Speed	Topspeed	laptime	pit
1	Pit Out	141.2	44.791	111.2	52.403			2:24.016		16	43.286	156.7	42.110	107.8	48.684		176.5	2:14.080	
2	44.875	129.0	42.813	117.9	51.423		169.0	2:19.111		17	43.296	159.8	41.962	110.3	Pit In		188.2	2:25.254	
3	17:54.695	156.1	42.516	119.3	51.086		<u>193.2</u>	19:28.297		18	Pit Out	139.9	44.717	80.9	52.199			3:38.768	
4	43.541	163.1	43.954	99.9	50.554		184.9	2:18.049		19	44.744	138.8	44.739	101.9	51.531		173.9	2:21.014	
5	43.255	<u>163.9</u>	42.689	112.3	49.690		181.8	2:15.634		20	44.473	131.2	43.792	92.9	49.759		175.9	2:18.024	
6	43.364	156.7	42.885	117.9	49.445		181.8	2:15.694		21	43.255	134.7	43.553	90.4	49.341		182.4	2:16.149	
7	42.301	157.9	43.030	<u>120.4</u>	49.865		192.2	2:15.196		22	42.997	141.9	42.871	99.4	48.907		183.4	2:14.775	
8	43.777	155.2	42.752	108.3	49.003		180.9	2:15.532		23	42.833	153.6	42.199	102.3	49.429		182.4	2:14.461	
9	43.707	160.0	42.487	100.7	49.777		184.3	2:15.971		24	42.890	153.6	43.002	98.3	49.187		180.6	2:15.079	
10	43.265	152.3	42.507	116.5	50.202		177.3	2:15.974		25	42.584	156.7	42.491	103.9	49.414		184.0	2:14.489	
11	43.798	151.0	42.979	97.9	50.678		176.8	2:17.455		26	42.680	155.4	43.218	105.9	49.525		182.7	2:15.423	
12	42.438	151.9	41.912	104.2	49.179		187.5	2:13.529		27	43.096	149.4	42.666	89.1	<u>48.540</u>		178.8	2:14.302	
13	43.012	161.2	43.385	94.4	49.090		183.1	2:15.487		28	45.267	145.2	42.675	103.5	49.576		184.6	2:17.518	


FUN RACING CARS 2021 - PORTIMÃO

Autódromo Internacional do Algarve

FUN CUP

14 - 17 October 2021

Laps and Sector Times - Essais Libres

Autodromo Internacional Algarve - 4652 mtr.

14	42.841	160.5	<u>41.862</u>	99.1	50.407	179.4	2:15.110	29	42.265	150.8	42.213	100.0	48.944	190.8	2:13.422
15	43.283	162.7	42.249	115.9	49.878	174.5	2:15.410	30	42.517	153.2	42.099	99.4	48.754	184.3	<u>2:13.370</u>

141 GALPIN-GALPIN-PERIOCHE-RAJOELY										CAPOCCI									
lap	Sect-1	Speed	Sect-2	Speed	Sect-3	Speed	TopSpeed	laptime	pit	lap	Sect-1	Speed	Sect-2	Speed	Sect-3	Speed	Topspeed	laptime	pit
1	Pit Out	112.5	45.843	92.9	48.733			2:16.373		15	42.895	143.0	42.475	105.3	48.729		182.4	2:14.099	
2	41.970	149.0	42.364	92.9	47.902		186.9	2:12.236		16	42.198	152.5	42.283	105.2	49.061		186.2	2:13.542	
3	<u>41.457</u>	154.7	<u>41.781</u>	102.9	<u>47.627</u>		190.5	<u>2:10.865</u>		17	42.744	140.3	42.537	102.7	49.217		188.2	2:14.498	
4	16:03.165	156.7	41.952	107.8	47.949			17:33.066		18	43.118	145.6	42.319	102.4	48.926		181.8	2:14.363	
5	43.209	156.5	44.025	99.4	Pit In		187.5	2:26.865		19	42.748	134.3	42.733	100.1	48.768		181.5	2:14.249	
6	Pit Out	138.6	44.014	99.7	48.814			3:51.716		20	43.293	151.9	43.545	99.1	50.525		185.9	2:17.363	
7	42.802	139.0	42.643	102.1	48.741		189.1	2:14.186		21	42.714	155.6	43.130	108.3	48.606		177.6	2:14.450	
8	42.085	155.4	42.008	104.2	48.581		186.9	2:12.674		22	42.097	<u>160.7</u>	41.834	102.3	Pit In		183.4	2:22.644	
9	42.151	149.4	43.487	101.3	48.331		184.6	2:13.969		23	Pit Out	139.2	43.318	<u>111.8</u>	50.350			3:39.336	
10	42.077	136.9	42.186	104.9	48.656		<u>191.2</u>	2:12.919		24	43.800	157.0	43.398	108.5	48.889		182.1	2:16.087	
11	41.857	142.9	43.044	105.1	48.269		190.1	2:13.170		25	44.137	136.2	43.126	109.6	48.855		188.5	2:16.118	
12	42.385	148.8	42.423	110.5	49.180		182.4	2:13.988		26	42.820	151.5	42.632	107.1	49.099		184.6	2:14.551	
13	42.415	138.8	42.291	107.1	Pit In		184.0	2:23.732		27	43.288	141.0	42.150	107.6	48.746		183.7	2:14.184	
14	Pit Out	134.7	43.213	95.6	49.875			7:02.868		28	42.487	141.5	42.925	93.9	50.266		183.4	2:15.678	

142 VAILLANT-BRES-MAGNOULOUX										GSVI LYON									
lap	Sect-1	Speed	Sect-2	Speed	Sect-3	Speed	TopSpeed	laptime	pit	lap	Sect-1	Speed	Sect-2	Speed	Sect-3	Speed	Topspeed	laptime	pit
1	Pit Out	87.6	56.381	81.9	1:02.256			3:00.240		14	50.837	107.8	54.258	79.1	1:12.057		183.4	2:57.152	
2	53.023	105.8	53.457	85.6	59.042		132.8	2:45.522		15	1:03.681	100.3	53.870	79.6	Pit In		118.3	3:15.119	
3	16:33.510	105.6	52.826	98.2	59.616		150.4	18:25.952		16	Pit Out	106.6	52.586	93.1	1:03.256			5:15.446	
4	50.967	112.0	50.893	98.6	56.919		157.4	2:38.779		17	51.174	113.7	50.555	93.7	59.846		158.6	2:41.575	
5	55.950	110.4	51.240	95.7	59.398		151.9	2:46.588		18	49.935	111.2	51.749	101.1	57.833		179.1	2:39.517	
6	51.721	115.5	49.721	98.0	56.897		158.4	2:38.339		19	49.050	117.0	48.023	103.1	55.735		181.5	2:32.808	
7	53.309	104.4	53.509	82.2	Pit In		149.6	3:01.051		20	48.772	126.6	47.815	105.1	53.901		175.0	2:30.488	
8	Pit Out	111.6	53.522	78.7	1:05.627			4:59.606		21	47.110	131.7	47.285	99.0	54.976		173.4	2:29.371	
9	51.162	103.3	52.761	78.5	58.906		178.2	2:42.829		22	46.702	122.7	46.762	107.2	54.334		180.6	2:27.798	
10	49.762	110.2	49.679	86.3	57.999		179.4	2:37.440		23	46.259	126.6	<u>46.618</u>	111.8	53.759		172.0	<u>2:26.636</u>	
11	<u>46.141</u>	121.2	49.460	80.1	1:02.290		<u>184.3</u>	2:37.891		24	48.113	125.3	48.071	109.2	<u>53.378</u>		178.2	2:29.562	
12	51.410	127.8	50.375	84.4	1:00.061		154.1	2:41.846		25	47.480	132.5	46.787	<u>114.6</u>	1:00.214		177.9	2:34.481	
13	51.471	103.0	49.344	87.4	58.056		149.2	2:38.871		26									

145 DA PONTE-RAYNAUD-ROUILLARD										GSVI TOULOUSE									
lap	Sect-1	Speed	Sect-2	Speed	Sect-3	Speed	TopSpeed	laptime	pit	lap	Sect-1	Speed	Sect-2	Speed	Sect-3	Speed	Topspeed	laptime	pit
1	Pit Out	117.9	46.418	93.2	53.504			2:23.202		16	42.454	160.5	<u>41.636</u>	119.7	49.831		182.1	2:13.921	
2	46.117	137.9	45.638	89.6	52.242		182.4	2:23.997		17	43.078	<u>165.1</u>	42.330	101.9	49.320		179.7	2:14.728	
3	16:20.708	133.0	45.784	81.8	50.927		181.2	17:57.419		18	43.232	151.0	41.744	100.8	48.357		179.1	2:13.333	
4	43.533	155.4	42.937	100.8	49.743		188.2	2:16.213		19	<u>41.773</u>	146.3	42.465	94.5	49.488		188.8	2:13.726	
5	43.721	160.0	43.097	101.9	50.103		183.7	2:16.921		20	43.264	131.2	43.984	107.4	49.920		170.9	2:17.168	
6	43.334	156.7	43.437	99.4	50.130		181.5	2:16.901		21	41.877	152.1	42.716	100.4	<u>48.294</u>		189.5	<u>2:12.887</u>	
7	43.301	156.1	43.085	101.6	50.722		177.3	2:17.108		22	42.047	138.6	42.792	96.4	48.799		<u>191.8</u>	2:13.638	
8	43.496	151.0	43.182	97.1	49.934		181.8	2:16.612		23	42.767	149.8	43.022	102.1	48.661		184.6	2:14.450	
9	44.805	164.6	43.363	89.6	49.777		185.2	2:17.945		24	42.759	161.9	41.774	104.9	49.049		179.1	2:13.582	
10	43.039	157.7	42.723	91.6	49.589		180.6	2:15.351		25	42.307	158.1	41.945	114.8	Pit In		180.9	2:23.202	
11	42.843	142.5	44.289	91.8	Pit In		185.9	2:30.804		26	Pit Out	145.0	43.053	108.4	49.865			5:11.932	
12	Pit Out	147.7	41.814	102.0	49.856			3:31.014		27	42.934	149.4	42.225	108.8	49.505		189.8	2:14.664	
13	42.888	157.9	41.946	105.3	49.273		181.5	2:14.107		28	43.215	149.4	42.577	114.9	49.501		184.0	2:15.293	
14	42.774	154.9	41.792	111.6	49.306		180.0	2:13.872		29	43.275	153.8	42.094	109.2	49.246		180.9	2:14.615	
15	42.446	153.8	42.857	107.8	48.940		179.4	2:14.243		30									

154 MALTEZ-PRULHO-VAZ										COGEMO16									
lap	Sect-1	Speed	Sect-2	Speed	Sect-3	Speed	TopSpeed	laptime	pit	lap	Sect-1	Speed	Sect-2	Speed	Sect-3	Speed	Topspeed	laptime	pit
1	Pit Out	116.5	47.094	101.9	53.354			2:28.340		15	45.717	144.2	44.663	97.3	50.895		173.6	2:21.275	
2	46.388	128.7	45.015	<u>118.7</u>	56.271		173.1	2:27.674		16	43.928	153.4	44.945	91.1	50.807		178.8	2:19.680	
3	15:56.120	153.0	44.318	115.1	53.261		184.6	17:33.699		17	44.672	154.7	45.499	96.9	Pit In		174.2	2:27.824	
4	45.380	150.6	44.912	111.1	1:09.241		174.8	2:39.533		18	Pit Out	151.0	44.460	93.5	50.621			3:52.786	
5	43.770	152.1	<u>43.148</u>	108.5	50.362		<u>189.5</u>	2:17.280		19	44.981	127.5	45.198	85.9	49.956		175.6	2:20.135	
6	44.532	139.0	43.320	103.8	53.063		180.0	2:20.915		20	46.325	139.4	46.693	85.0	50.212		174.5	2:23.230	
7	45.248	156.5	1:08.019	90.7	51.696		173.6	2:44.963		21	45.689	148.4	43.798	85.1	52.583		179.1	2:22.070	
8	45.537	141.0	43.775	107.5	50.297		173.9	2:19.609		22	44.573	157.2	43.847	99.1	51.249		176.8	2:19.669	
9	<u>43.593</u>	154.5	43.256	105.6	Pit In		185.2	2:28.523		23	44.858	159.8	44.596	92.7	49.570		178.5	2:19.024	
10	Pit Out	131.1	46.060	97.6	52.976			4:01.268		24	43.711	155.4	43.282	98.2	49.547		181.8	<u>2:16.540</u>	
11	46.261	134.5	45.388	95.3	51.318		171.7	2:22.967		25	43.705	151.5	43.944	87.4	49.465		177.3	2:17.114	
12	45.139	157.9	44.731	95.7	51.927		164.9	2:21.797		26	44.430	153.8	44.552	91.2	<u>49.165</u>		177.9	2:18.147	


FUN RACING CARS 2021 - PORTIMÃO

Autódromo Internacional do Algarve

FUN CUP

14 - 17 October 2021

Laps and Sector Times - Essais Libres

Autodromo Internacional Algarve - 4652 mtr.

13	45.772	137.9	44.727	91.4	51.459	165.9	2:21.958	27	43.817	147.7	44.444	90.5	Pit In	179.7	2:31.577
14	44.220	<u>161.4</u>	45.192	100.7	51.750	176.8	2:21.162	28	Pit Out	150.0	43.645	107.6	50.188		4:18.350

161 COMOLE - LEONARDI - PETIT - SCHREIBER										ORHES - OPTIMUM ESPORT									
lap	Sect-1	Speed	Sect-2	Speed	Sect-3	Speed	TopSpeed	laptime	pit	lap	Sect-1	Speed	Sect-2	Speed	Sect-3	Speed	Topspeed	laptime	pit
1	Pit Out	108.2	45.339	98.7	50.047			2:17.752		16	42.564	153.2	42.467	93.4	48.717		182.1	2:13.748	
2	44.559	137.8	43.966	99.8	49.736		185.6	2:18.261		17	42.411	152.3	42.573	99.9	<u>48.227</u>		184.6	2:13.211	
3	17:39.617	145.6	44.993	98.1	49.381		0.1	19:13.991		18	43.763	158.8	42.508	94.7	Pit In		190.8	2:22.137	
4	42.630	153.0	43.555	103.6	49.189		181.8	2:15.374		19	Pit Out	162.2	55.040	102.7	49.049			3:32.904	
5	43.604	160.2	43.155	102.1	49.013		170.3	2:15.772		20	42.336	142.1	43.680	94.0	49.526		<u>192.2</u>	2:15.542	
6	42.861	161.9	43.503	102.9	Pit In		181.8	2:22.727		21	43.060	151.7	42.203	97.8	48.421		183.4	2:13.684	
7	Pit Out	137.6	45.188	83.7	48.717		3:32.054			22	42.772	145.7	43.676	97.8	50.118		185.2	2:16.566	
8	44.715	149.4	43.125	82.2	49.362		185.6	2:17.202		23	42.434	157.4	43.025	96.3	49.883		183.7	2:15.342	
9	43.325	147.3	43.590	90.2	50.007		184.9	2:16.922		24	42.508	163.6	42.660	97.9	49.032		182.7	2:14.200	
10	<u>42.161</u>	150.2	43.161	91.5	49.786		190.5	2:15.108		25	42.913	153.4	42.487	102.5	49.025		181.5	2:14.425	
11	43.179	<u>165.9</u>	43.193	84.6	51.879		181.8	2:18.251		26	42.362	152.3	<u>42.158</u>	100.7	48.268		180.6	<u>2:12.788</u>	
12	43.723	<u>142.9</u>	44.109	86.0	49.339		190.1	2:17.171		27	42.225	160.0	42.242	97.7	48.489		186.5	2:12.956	
13	43.007	161.2	43.030	89.3	48.677		182.4	2:14.714		28	42.422	153.8	42.598	101.8	49.142		183.7	2:14.162	
14	42.965	147.1	42.970	91.2	48.902		183.4	2:14.837		29	44.099	134.8	43.054	101.7	49.225		180.3	2:16.378	
15	44.628	161.7	42.908	91.6	49.071		191.5	2:16.607		30	43.585	153.2	43.158	104.7	48.598		179.7	2:15.341	

172 LORI QUER-PIGELET - RICHARD										EURODATACAR by M3M									
lap	Sect-1	Speed	Sect-2	Speed	Sect-3	Speed	TopSpeed	laptime	pit	lap	Sect-1	Speed	Sect-2	Speed	Sect-3	Speed	Topspeed	laptime	pit
1	Pit Out	133.8	42.595	<u>115.6</u>	51.313			2:19.767		15	41.935	153.0	<u>41.494</u>	95.2	47.983		184.3	2:11.412	
2	42.702	149.8	41.729	115.1	49.104		180.0	2:13.535		16	41.531	150.2	42.651	100.6	Pit In		187.8	2:27.431	
3	42.714	138.8	41.901	103.6	48.542		180.9	2:13.157		17	Pit Out	151.3	42.362	99.0	48.902		3:20.919		
4	17:18.788	138.5	42.543	100.5	47.700		183.1	18:49.031		18	41.897	154.9	41.776	101.7	48.319		185.9	2:11.992	
5	41.696	153.0	41.596	112.0	48.064		186.2	2:11.356		19	41.518	157.4	41.857	98.4	47.821		189.5	2:11.196	
6	41.845	151.0	41.712	108.4	48.573		186.9	2:12.130		20	42.202	141.9	44.086	104.1	Pit In		188.5	2:24.306	
7	42.027	147.3	42.145	109.2	48.721		185.2	2:12.893		21	Pit Out	153.2	42.236	98.8	47.779		4:34.598		
8	41.827	142.5	42.853	109.4	49.015		185.9	2:13.695		22	41.815	154.3	41.999	93.5	47.584		185.9	2:11.398	
9	42.942	146.1	42.037	106.8	Pit In		182.4	2:25.376		23	41.883	147.7	41.793	97.2	48.105		184.0	2:11.781	
10	Pit Out	160.7	42.769	108.1	49.021		5:31.910			24	41.926	153.8	41.713	101.1	48.080		184.6	2:11.719	
11	42.989	161.2	42.998	102.0	48.004		179.7	2:13.991		25	41.609	151.5	41.757	100.6	<u>47.541</u>		192.2	<u>2:10.907</u>	
12	41.748	156.1	41.677	105.2	48.465		190.1	2:11.890		26	43.551	139.0	42.516	94.7	Pit In		<u>192.9</u>	<u>2:24.379</u>	
13	42.138	<u>166.2</u>	42.229	100.1	47.878		180.9	2:12.245		27	Pit Out	142.7	42.531	93.3	47.836		5:14.885		
14	42.173	152.3	41.976	93.4	48.340		183.7	2:12.489		28	<u>41.283</u>	158.1	42.001	98.6	48.582		190.5	2:11.866	

187 BELIN-LABOUROT - ARLT										PP81 - NATIKA									
lap	Sect-1	Speed	Sect-2	Speed	Sect-3	Speed	TopSpeed	laptime	pit	lap	Sect-1	Speed	Sect-2	Speed	Sect-3	Speed	Topspeed	laptime	pit
1	Pit Out	121.8	46.107	94.2	54.760			2:25.326		16	42.729	151.5	41.917	107.0	49.512		182.4	2:14.158	
2	47.640	138.6	44.610	98.5	52.098		181.2	2:24.348		17	42.278	152.3	42.047	105.9	49.322		187.5	2:13.647	
3	17:49.141	115.8	44.521	103.0	50.973		180.0	19:24.635		18	<u>41.976</u>	157.4	41.978	<u>114.5</u>	49.031		<u>191.2</u>	2:12.985	
4	45.093	145.2	45.551	98.3	50.273		180.0	2:20.917		19	42.175	158.4	41.793	109.8	48.795		186.5	2:12.763	
5	43.864	140.8	44.839	98.3	51.096		183.1	2:19.799		20	42.620	145.4	45.741	104.1	50.084		188.5	2:18.445	
6	46.507	138.5	44.625	100.6	51.891		178.5	2:23.023		21	43.137	152.5	42.557	95.3	48.717		180.3	2:14.411	
7	44.346	136.2	43.681	108.1	50.070		179.4	2:18.097		22	42.239	<u>164.6</u>	42.150	102.2	49.352		182.1	2:13.741	
8	44.446	128.1	44.650	106.0	50.157		186.2	2:19.253		23	42.363	158.6	43.537	103.3	48.974		185.6	2:14.874	
9	43.653	154.3	43.140	102.3	50.695		181.5	2:17.488		24	43.143	146.5	42.201	100.9	49.121		177.3	2:14.465	
10	44.094	157.4	43.353	108.1	49.735		177.0	2:17.182		25	43.498	157.9	43.073	106.9	48.692		179.4	2:15.263	
11	44.112	146.9	42.951	104.1	Pit In		180.9	2:31.271		26	42.264	<u>164.6</u>	41.975	108.0	<u>48.506</u>		184.6	<u>2:12.745</u>	
12	Pit Out	118.7	47.907	90.3	55.191		4:01.750			27	42.075	163.9	<u>41.685</u>	107.8	49.019		186.9	2:12.779	
13	44.234	146.7	44.408	100.1	49.689		180.6	2:18.331		28	42.231	145.2	42.212	102.8	48.659		186.2	2:13.102	
14	43.481	131.4	43.024	98.5	48.860		180.0	2:15.365		29	43.640	149.2	42.495	100.0	50.904		186.9	2:17.039	
15	43.049	147.9	42.886	98.0	49.948		185.2	2:15.883		30	48.088	125.0	48.707	89.7	Pit In		160.2	2:37.312	

191 BOURRASSET - CORMIER - PETITGAS - PLANCON										SPEBI									
lap	Sect-1	Speed	Sect-2	Speed	Sect-3	Speed	TopSpeed	laptime	pit	lap	Sect-1	Speed	Sect-2	Speed	Sect-3	Speed	Topspeed	laptime	pit
1	Pit Out	107.2	45.385	92.8	51.410			2:20.597		15	43.372	149.6	42.536	<u>111.5</u>	48.493		184.9	2:14.401	
2	44.734	144.8	44.092	99.8	51.504		185.6	2:20.330		16	<u>41.709</u>	157.7	<u>41.709</u>	106.1	48.590		185.9	<u>2:12.008</u>	
3	43.617	142.9	43.931	91.7	51.107		181.2	2:18.655		17	43.002	159.8	42.861	101.4	49.234		<u>192.2</u>	2:15.097	
4	16:57.536	140.1	44.502	80.3	51.549		186.5	18:33.587		18	43.139	145.0	42.802	95.1	Pit In		174.8	2:23.526	
5	44.130	136.9	43.568	94.6	49.933		183.1	2:17.631		19	Pit Out	142.5	46.126	95.1	52.479		3:44.142		
6	44.581	135.2	45.225	100.8	50.137		183.1	2:19.943		20	44.931	157.4	43.709	95.7	50.112		177.9	2:18.752	
7	45.473	138.6	43.968	99.1	50.283		184.0	2:19.724		21	44.308	142.7	43.756	97.7	49.507		189.1	2:17.571	
8	43.756	147.1	43.183	105.5	50.525		180.3	2:17.464		22	43.288	157.7	43.386	100.4	49.795		183.4	2:16.469	
9	44.059	146.5	43.529	94.5	Pit In		183.1	2:29.285		23	42.528	166.2	58.906	92.9	49.609		185.6	2:31.043	
10	Pit Out	157.9						4:10.181		24	42.908	150.2	42.953	106.5	49.204		183.1	2:15.065	


FUN RACING CARS 2021 - PORTIMÃO

Autódromo Internacional do Algarve

FUN CUP

14 - 17 October 2021

Laps and Sector Times - Essais Libres

Autodromo Internacional Algarve - 4652 mtr.

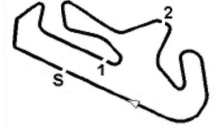
11	43.558	145.4	43.081	103.4	49.176	178.2	2:15.815	25	42.370	<u>166.7</u>	44.311	96.8	48.795	185.9	2:15.476
12	44.206	141.0	42.946	107.1	49.127	180.9	2:16.279	26	43.127	159.8	43.427	100.2	50.183	181.2	2:16.737
13	42.232	148.4	42.513	104.5	<u>48.235</u>	181.8	2:12.980	27	44.381	140.8	44.624	94.7	Pit In	173.1	2:34.232
14	41.912	153.8	42.117	104.3	48.989	187.8	2:13.018	28	Pit Out	153.6	44.488	97.6	51.620		5:02.797

192 BOUR-CARRION-PAVIOT										PORSCHEPIC									
lap	Sect-1	Speed	Sect-2	Speed	Sect-3	Speed	TopSpeed	laptime	pit	lap	Sect-1	Speed	Sect-2	Speed	Sect-3	Speed	Topspeed	laptime	pit
1	Pit Out	123.9	46.014	98.4	53.337			2:20.505		16	43.546	152.1	43.155	99.6	50.208		185.2	2:16.909	
2	46.105	125.1	46.002	87.4	Pit In		171.7	2:37.144		17	43.718	144.4					181.2	2:17.376	
3	Pit Out	134.7	45.418	98.5	52.241			19:03.207		18	44.601	146.9	<u>42.546</u>	111.5	50.074		180.9	2:17.221	
4	44.948	149.4	44.663	76.9	52.083		174.5	2:21.694		19	43.123	153.4	43.547	101.7	49.336		180.6	2:16.006	
5	44.620	141.5	43.943	108.2	51.236		173.6	2:19.799		20	43.731	152.8	43.396	103.2	<u>49.164</u>		177.0	2:16.291	
6	43.311	154.3	43.595	113.9	51.043		176.5	2:17.949		21	45.583	147.9	43.532	103.6	Pit In		180.9	2:32.256	
7	44.346	153.2	43.833	109.6	50.774		180.3	2:18.953		22	Pit Out	126.8	45.716	100.7	52.341			3:27.694	
8	43.440	154.5	43.550	100.3	49.968		<u>189.5</u>	2:16.958		23	43.584	134.2	44.235	106.4	51.147		182.4	2:18.966	
9	43.868	150.0	44.433	106.0	49.384		186.9	2:17.685		24	44.562	138.8	43.811	102.2	49.971		184.6	2:18.344	
10	43.803	<u>155.4</u>	43.861	99.0	Pit In		184.6	2:29.149		25	43.007	144.0	43.887	104.9	49.476		178.5	2:16.370	
11	Pit Out	137.2	43.622	<u>115.9</u>	52.367			3:59.341		26	43.731	132.8	42.960	105.9	49.521		183.4	2:16.212	
12	44.605	133.7	44.384	103.4	50.563		181.2	2:19.552		27	43.080	135.5	43.251	108.0	49.296		184.9	2:15.627	
13	44.637	132.5	44.787	106.2	50.036		177.6	2:19.460		28	<u>42.399</u>	143.8	43.131	102.4	49.632		184.6	<u>2:15.162</u>	
14	44.072	141.0	43.310	100.9	49.636		179.1	2:17.018		29	43.529	140.6	43.005	103.9	49.548		181.5	2:16.082	
15	45.107	142.1	43.830	96.7	49.814		185.6	2:18.751		30									

193 BOI SROUX-LAVERGNE-PARI GI-ABER										SKR									
lap	Sect-1	Speed	Sect-2	Speed	Sect-3	Speed	TopSpeed	laptime	pit	lap	Sect-1	Speed	Sect-2	Speed	Sect-3	Speed	Topspeed	laptime	pit
1	Pit Out	114.4	46.338	87.4	51.119			2:20.420		15	44.637	145.0	42.908	100.7	48.013		180.3	2:15.558	
2	43.999	132.5	44.280	88.9	49.157		178.5	2:17.436		16	42.011	143.4	42.179	103.2	<u>47.940</u>		183.4	<u>2:12.130</u>	
3	16:46.911	146.1	44.123	113.9	50.072		185.6	18:21.106		17	<u>41.770</u>	145.6	42.525	106.2	48.160		186.9	2:12.455	
4	42.848	161.2	<u>41.847</u>	106.8	49.550		179.7	2:14.245		18	42.501	134.7	43.508	106.5	48.218		181.8	2:14.227	
5	42.076	<u>162.2</u>	41.930	114.2	49.644		182.7	2:13.650		19	42.174	160.5	42.564	109.8	Pit In		179.4	2:21.355	
6	42.597	151.0	42.435	99.7	48.336		175.9	2:13.368		20	Pit Out	144.8	45.376	101.8	50.177			6:33.645	
7	42.887	151.0	42.206	<u>116.4</u>	Pit In		168.0	2:20.950		21	43.690	149.4	43.398	104.4	49.184		188.2	2:16.272	
8	Pit Out	137.9	43.042	102.9	49.383			6:19.683		22	43.335	145.6	43.140	104.9	48.782		181.5	2:15.257	
9	42.821	150.8	42.469	105.3	48.408		186.5	2:13.698		23	42.727	153.4	42.689	101.8	49.068		186.5	2:14.484	
10	42.243	155.6	42.252	106.0	48.497		181.5	2:12.992		24	42.669	145.7	42.844	97.4	48.610		180.3	2:14.123	
11	42.333	145.6	42.464	103.7	48.438		184.6	2:13.235		25	42.867	155.4	43.429	100.4	49.021		185.9	2:15.317	
12	42.248	141.5	42.227	104.8	49.078		183.1	2:13.553		26	43.280	153.4	42.688	104.2	48.745		177.9	2:14.713	
13	42.550	148.8	42.626	104.9	48.661		<u>191.2</u>	2:13.837		27	46.523	131.7	46.368	95.5	Pit In		175.0	2:36.861	
14	42.367	147.9	41.926	103.6	48.039		180.0	2:12.332		28									

256 ROUXEL-PRADEILLES-PELLEGRIN-PELLEGRIN-NAZON										SKR									
lap	Sect-1	Speed	Sect-2	Speed	Sect-3	Speed	TopSpeed	laptime	pit	lap	Sect-1	Speed	Sect-2	Speed	Sect-3	Speed	Topspeed	laptime	pit
1	Pit Out	132.4	44.514	96.3	51.842			2:16.713		15	48.566	124.6	44.765	98.4	50.686		179.7	2:24.017	
2	46.710	130.9	44.755	91.6	51.655		186.9	2:23.120		16	43.608	137.2	43.089	101.0	49.777		181.5	2:16.474	
3	18:04.680	130.9	46.067	89.9	49.887		0.1	19:40.634		17	43.314	144.6	42.715	102.0	50.624		184.6	2:16.653	
4	43.211	<u>151.0</u>	42.754	107.0	48.694		187.2	2:14.659		18	43.920	135.7	43.149	101.8	51.113		178.5	2:18.182	
5	43.545	142.9	43.462	97.6	49.233		186.9	2:16.240		19	43.459	140.6	46.222	89.3	Pit In		190.1	2:33.043	
6	46.596	137.8	43.481	96.3	48.654		182.1	2:18.731		20	Pit Out	149.4	43.159	108.4	49.688			4:13.850	
7	42.932	142.1	43.659	97.0	Pit In		184.6	2:22.669		21	42.908	150.6	46.568	94.8	51.933		185.9	2:21.409	
8	Pit Out	135.7	43.215	94.2	49.796			4:02.982		22	44.195	147.3	42.803	102.4	50.822		184.6	2:17.820	
9	44.117	124.9	43.161	94.4	48.955		181.8	2:16.233		23	44.197	147.9	42.451	<u>110.8</u>	49.704		189.1	2:16.352	
10	44.568	128.0	42.895	93.4	48.758		185.6	2:16.221		24	42.869	147.7	42.686	100.4	<u>48.641</u>		184.6	2:14.196	
11	42.862	133.8	<u>42.221</u>	95.1	48.799		<u>192.5</u>	<u>2:13.882</u>		25	<u>42.832</u>	148.1	43.102	109.6	49.577		184.0	2:15.511	
12	43.690	145.4	42.497	88.6	48.894		187.8	2:15.081		26	43.031	146.5	43.360	98.4	Pit In		179.4	2:24.508	
13	44.823	110.3	46.396	82.5	Pit In		192.2	2:32.163		27	Pit Out	112.0	47.495	96.7	53.149			5:00.827	
14	Pit Out	135.5	46.609	87.8	51.434			4:09.148		28									

259 CAVAILHES-VASSAL-MACE-RAMBEAU										GALVANOR SKR									
lap	Sect-1	Speed	Sect-2	Speed	Sect-3	Speed	TopSpeed	laptime	pit	lap	Sect-1	Speed	Sect-2	Speed	Sect-3	Speed	Topspeed	laptime	pit
1	Pit Out	107.8	47.746	83.2	51.052			2:21.975		15	43.361	153.4	42.956	105.2	49.366		176.8	2:15.683	
2	45.386	127.5	44.164	<u>257.1</u>	53.713		181.8	2:23.263		16	42.689	152.1	42.840	105.9	49.195		183.4	2:14.724	
3	43.882	127.2	45.357	106.3	51.272		183.1	2:20.511		17	42.749	151.9	42.877	98.3	49.321		178.2	2:14.947	
4	16:16.403	129.5	45.045	101.6	50.194			17:51.642		18	43.557	145.4	43.547	92.8	Pit In		179.1	2:28.217	
5	44.374	133.3	44.268	101.6	49.498		175.9	2:18.140		19	Pit Out	96.7	45.854	107.6	57.712			6:36.064	
6	43.360	148.8	43.268	100.4	49.687		187.5	2:16.315		20	43.835	144.4	43.353	104.2	49.409		177.9	2:16.597	
7	43.929	141.4	44.409	92.0	49.566		189.5	2:17.904		21	48.139	113.9	50.738	97.7	1:06.476		181.8	2:45.353	
8	43.205	136.9	43.359	101.5	49.162		183.4	2:15.726		22	45.041	103.2	58.528	75.0	51.056		175.6	2:34.625	
9	43.216	142.5	43.222	94.8	48.941		186.9	2:15.379		23	43.102	146.5	42.726	100.3	<u>48.287</u>		178.5	<u>2:14.115</u>	



FUN RACING CARS 2021 - PORTIMÃO

Autódromo Internacional do Algarve

FUN CUP

14 - 17 October 2021

Laps and Sector Times - Essais Libres

Autodromo Internacional Algarve - 4652 mtr.

10	44.800	146.9	43.764	91.3	Pit In	184.0	2:32.230	24	<u>42.390</u>	147.1	49.509	98.5	49.017	185.9	2:20.916
11	Pit Out	144.0	46.005	100.7	49.880		4:14.759	25	43.612	141.0	<u>42.537</u>	95.7	48.909	177.6	2:15.058
12	43.953	141.7	43.288	106.3	49.894	186.5	2:17.135	26	47.888	126.5	46.459	97.0	Pit In	162.9	2:37.141
13	44.414	136.7	43.502	100.8	49.345	173.9	2:17.261	27	Pit Out	147.3	43.511	93.8	49.957		4:26.269
14	43.881	147.3	43.056	107.1	49.439	178.5	2:16.376	28							

280 BALTHAZAR-CAPRASSE - DONNI ACUO-NI VARLET										SOCARDENNE-MILO									
lap	Sect-1	Speed	Sect-2	Speed	Sect-3	Speed	TopSpeed	laptime	pit	lap	Sect-1	Speed	Sect-2	Speed	Sect-3	Speed	Topspeed	laptime	pit
1	Pit Out	118.9	42.996	97.3	47.517			2:11.899		13	41.903	138.6	42.356	104.3	49.178		<u>192.2</u>	2:13.437	
2	41.672	156.5	41.249	102.3	47.646		<u>192.2</u>	2:10.567		14	42.629	134.5	42.352	106.3	48.404		184.9	2:13.385	
3	18:36.013	106.2	42.787	96.4	47.483		187.2	20:06.283		15	42.205	147.9	41.679	<u>118.0</u>	48.049		184.3	2:11.933	
4	41.077	150.8	41.219	94.7	<u>47.035</u>		191.8	<u>2:09.331</u>		16	42.679	144.8	41.671	113.7	48.380		187.8	2:12.730	
5	<u>41.051</u>	<u>161.2</u>	40.987	92.0	47.307		<u>192.2</u>	2:09.345		17	41.834	150.0	41.494	114.5	47.995		188.8	2:11.323	
6	42.717	152.3	41.761	103.7	Pit In		191.8	2:21.461		18	42.734	142.1	41.601	110.0	Pit In		188.2	2:22.100	
7	Pit Out	145.4	42.319	93.2	49.230			10:51.264		19	Pit Out	151.5	41.306	104.1	48.287			3:05.947	
8	41.587	152.1	41.408	95.6	Pit In		184.6	2:17.659		20	41.796	155.6	40.951	104.5	47.967		189.5	2:10.714	
9	Pit Out	130.8	42.816	108.1	49.633			7:40.419		21	41.439	157.0	41.039	107.0	47.887		190.5	2:10.365	
10	42.681	133.8	42.144	112.7	49.449		184.3	2:14.274		22	41.708	154.1	<u>40.855</u>	112.1	47.592		188.2	2:10.155	
11	42.628	151.3	41.603	111.1	48.272		182.1	2:12.503		23	41.177	154.7	40.918	105.5	Pit In		191.5	2:22.407	
12	42.976	152.3	41.432	109.8	47.800		190.1	2:12.208		24									

282 FIOREZZANO-PEREZ-STEINLIN										A3PRO by M3M									
lap	Sect-1	Speed	Sect-2	Speed	Sect-3	Speed	TopSpeed	laptime	pit	lap	Sect-1	Speed	Sect-2	Speed	Sect-3	Speed	Topspeed	laptime	pit
1	Pit Out	127.2	45.391	89.4	51.178			2:21.615		15	43.756	149.2	43.123	102.7	49.653		179.4	2:16.532	
2	43.600	138.3	42.563	96.0	<u>48.969</u>		183.4	2:15.132		16	43.176	146.9	42.846	107.1	49.549		181.8	2:15.571	
3	18:52.780	137.2	43.597	94.9	49.097		189.5	20:25.474		17	43.251	149.2	42.494	107.4	49.340		180.9	2:15.085	
4	42.705	160.0	42.182	98.9	48.428		183.4	2:13.315		18	44.119	149.6	42.909	103.1	49.161		181.8	2:16.189	
5	42.849	145.7	41.951	97.7	49.115		<u>190.5</u>	2:13.915		19	42.622	146.3	42.389	105.4	48.898		186.5	2:13.909	
6	42.505	146.3	42.986	96.2	48.099		183.4	2:13.590		20	42.422	154.5	42.538	<u>108.2</u>	Pit In		189.5	2:26.442	
7	42.714	152.3	42.058	94.2	48.085		182.1	2:12.857		21	Pit Out	152.3	42.721	100.6	49.169		182.4	3:35.236	
8	42.734	139.9	43.226	92.2	49.239		184.9	2:15.199		22	42.833	148.1	42.648	101.6	50.146		182.4	2:15.627	
9	<u>42.062</u>	150.6	42.602	96.5	47.816		185.9	<u>2:12.480</u>		23	43.822	152.1	42.647	103.1	49.167		187.2	2:15.636	
10	42.193	148.8	<u>41.737</u>	98.0	Pit In		188.2	2:19.876		24	42.731	<u>161.0</u>	42.648	103.5	49.528		<u>190.5</u>	2:14.907	
11	Pit Out	132.8	44.731	83.3	51.404			5:40.511		25	43.081	153.2	42.757	98.9	48.781		186.5	2:14.619	
12	44.336	150.6	43.361	94.0	50.421		182.7	2:18.118		26	42.815	152.5	42.227	98.9	49.469		183.1	2:14.511	
13	44.155	144.8	43.607	103.8	50.542		180.6	2:18.304		27	42.752	156.5	42.178	102.5	49.565		182.7	2:14.495	
14	44.625	134.8	44.065	90.3	50.038		180.9	2:18.728		28	43.016	147.1	42.529	98.0	49.009		180.9	2:14.554	

284 ARNAUDET-MARTHOZ-QUEDE										AC MOTORSPORT									
lap	Sect-1	Speed	Sect-2	Speed	Sect-3	Speed	TopSpeed	laptime	pit	lap	Sect-1	Speed	Sect-2	Speed	Sect-3	Speed	Topspeed	laptime	pit
1	44.137	125.3	44.247	95.7	50.378		175.0	2:18.762		15	<u>42.008</u>	149.2	42.631	91.8	47.982		187.8	2:12.621	
2	43.157	135.5	43.586	99.0	50.273		189.8	2:17.016		16	42.211	140.3	42.373	97.4	47.895		188.2	2:12.479	
3	15:39.201	132.5	43.556	<u>110.9</u>	49.144			17:11.901		17	43.669	145.7	42.275	97.4	48.486		191.5	2:14.430	
4	43.270	130.0	44.658	98.6	52.508		185.2	2:20.436		18	42.936	134.0	<u>42.085</u>	103.6	48.126		191.5	2:13.147	
5	43.228	134.0	42.650	102.6	49.663		<u>192.5</u>	2:15.541		19	42.584	144.6	42.542	101.2	48.150		182.7	2:13.276	
6	44.818	132.0	43.467	91.4	49.739		171.4	2:18.024		20	44.088	143.4	42.382	108.1	48.530		178.2	2:15.000	
7	43.587	138.3	43.579	93.8	49.034		191.5	2:16.200		21	42.616	139.7	42.127	95.1	<u>47.678</u>		190.1	<u>2:12.421</u>	
8	43.007	147.1	43.431	107.7	48.996		190.1	2:15.434		22	43.035	130.3	43.100	100.0	49.895		<u>192.5</u>	2:16.030	
9	42.562	151.7	42.655	100.9	48.527		183.7	2:13.744		23	42.862	131.7	42.465	100.7	Pit In		182.7	2:23.737	
10	43.231	156.7	43.680	102.6	49.089		186.2	2:16.000		24		135.8	44.878	89.9	51.032			7:27.919	
11	42.245	<u>159.1</u>	42.903	103.9	49.282		185.2	2:14.430		25	43.779	144.8	43.210	98.1	48.677		183.1	2:15.666	
12	43.665	151.3	42.794	98.6	48.852		181.2	2:15.311		26	43.213	139.2	42.606	100.6	48.551		188.2	2:14.370	
13	42.968	146.9	42.542	99.4	Pit In		186.5	2:26.183		27	44.049	155.6	42.240	97.3	48.895		188.5	2:15.184	
14		147.1	42.458	82.6	48.492			4:52.963		28	42.338	150.8	42.643	101.2	48.605		181.2	2:13.586	

289 DURAND-PERDRIEL-GILLARD-NOURY										TTK-MILO									
lap	Sect-1	Speed	Sect-2	Speed	Sect-3	Speed	TopSpeed	laptime	pit	lap	Sect-1	Speed	Sect-2	Speed	Sect-3	Speed	Topspeed	laptime	pit
1	Pit Out	115.0	43.001	93.6	47.368			2:10.957		15	44.254	143.2	42.883	104.2	49.681		181.8	2:16.818	
2	41.974	147.9	<u>41.296</u>	106.1	<u>47.255</u>		<u>192.2</u>	<u>2:10.525</u>		16	43.328	152.3	43.394	99.8	51.182		182.7	2:17.904	
3	18:25.794	141.2	44.703	94.6	50.750		0.1	20:01.247		17	43.695	155.6	43.172	102.4	49.356		175.6	2:16.223	
4	44.142	151.9	44.970	101.8	49.647		164.6	2:18.759		18	43.462	156.5	42.787	96.5	50.214		177.0	2:16.463	
5	43.803	153.2	43.197	100.0	49.524		185.6	2:16.524		19	43.914	152.8	43.132	97.8	49.386		174.5	2:16.432	
6	44.456	148.1	42.923	<u>116.6</u>	49.412		177.9	2:16.791		20	45.266	140.6	43.669	93.3	Pit In		173.9	2:26.251	
7	43.596	131.5	44.205	94.8	50.749		179.7	2:18.550		21	Pit Out	123.1	44.610	111.6	52.357			3:47.989	
8	44.438	156.5	42.937	102.3	49.703		177.0	2:17.078		22	45.356	136.2	43.450	111.9	50.541		174.5	2:19.347	
9	43.675	<u>158.1</u>	43.678	99.8	49.044		177.6	2:16.397		23	43.793	136.4	43.347	107.2	49.702		175.9	2:16.842	
10	42.966	155.8	42.789	98.5	Pit In		182.1	2:31.565		24	43.219	151.9	43.170	105.2	49.865		178.8	2:16.254	
11	Pit Out	<u>158.1</u>	43.221	87.4	Pit In			3:37.613		25	43.194	152.5	45.549	103.2	49.426		180.0	2:18.169	


FUN RACING CARS 2021 - PORTIMÃO

Autódromo Internacional do Algarve

FUN CUP

14 - 17 October 2021

Laps and Sector Times - Essais Libres

Autodromo Internacional Algarve - 4652 mtr.

12	Pit Out	135.3	44.063	102.9	50.111		5:40.834	26	42.853	146.3	42.955	104.5	49.125	187.8	2:14.933	
13		44.347	129.8	43.992	105.1	49.843	161.0	2:18.182	27	42.839	157.7	42.535	106.7	49.165	182.4	2:14.539
14		43.632	139.2	44.262	107.4	49.490	182.4	2:17.384	28	42.814	140.1	43.951	92.8	49.559	187.2	2:16.324

298 DOURS-DOURS										NO LIMIT RACING									
lap	Sect-1	Speed	Sect-2	Speed	Sect-3	Speed	TopSpeed	laptime	pit	lap	Sect-1	Speed	Sect-2	Speed	Sect-3	Speed	Topspeed	laptime	pit
1	Pit Out	139.4	43.204	106.8	48.679			2:10.520		14	41.855	157.2	41.896	100.8	Pit In		187.5	2:20.461	
2		41.829	151.7	42.244	100.4	48.041	188.8	2:12.114		15	Pit Out	146.9	41.279	104.8	48.784			4:05.023	
3		41.607	150.8	41.570	103.4	48.052	190.1	2:11.229		16	42.672	156.3	41.568	101.1	48.017		185.6	2:12.257	
4	16:42.803	151.7	42.699	92.4	47.875			18:13.377		17	41.702	136.7	43.070	89.7	Pit In		186.9	2:22.018	
5		41.918	158.1	42.388	98.7	47.707	191.8	2:12.013		18	Pit Out	153.8	42.432	98.5	48.995			5:38.387	
6		41.971	<u>162.2</u>	42.028	100.3	Pit In	192.5	2:20.326		19	41.774	155.8	41.893	108.2	48.159		188.2	2:11.826	
7	Pit Out	139.7	42.737	98.5	49.374			3:22.252		20	42.063	161.2	41.558	99.8	Pit In		183.7	2:21.094	
8		43.675	153.4	41.982	100.9	48.563	183.1	2:14.220		21	Pit Out	152.1	41.403	104.3	48.520			3:15.253	
9		41.513	139.2	41.840	100.9	47.494	<u>193.2</u>	2:10.847		22	41.477	142.7	41.203	106.7	47.753		186.5	2:10.433	
10		41.709	150.0	41.829	101.4	47.615	192.5	2:11.153		23	<u>41.102</u>	147.3	<u>40.986</u>	104.4	<u>47.176</u>		187.2	<u>2:09.264</u>	
11		42.132	135.8	42.250	103.2	Pit In	177.9	2:24.817		24	42.967	141.9	43.984	93.1	Pit In		181.8	2:25.841	
12	Pit Out	157.7	41.487	103.1	48.485			6:08.649		25	Pit Out	151.5	42.183	102.0	47.927			6:42.028	
13		42.121	137.4	42.597	<u>110.7</u>	48.292	192.5	2:13.010		26									

352 HIJTS-HIJTS-VERHAEREN										HIJTS RACING									
lap	Sect-1	Speed	Sect-2	Speed	Sect-3	Speed	TopSpeed	laptime	pit	lap	Sect-1	Speed	Sect-2	Speed	Sect-3	Speed	Topspeed	laptime	pit
1	Pit Out	110.5	47.919	85.6	51.520			2:23.874		14	43.710	144.8	44.150	102.9	50.673		183.1	2:18.533	
2		45.197	131.4	44.445	98.5	50.651	186.2	2:20.293		15	44.506	142.9	44.903	107.4	53.508		178.8	2:22.917	
3	16:52.492	103.3	45.285	98.2	49.873		186.9	18:27.650		16	44.313	130.4	43.792	<u>108.3</u>	50.155		186.2	2:18.260	
4		45.239	125.9	44.828	99.5	50.091	184.9	2:20.158		17	43.705	139.0	45.329	105.3	50.656		181.2	2:19.690	
5		44.306	134.0	43.145	105.0	50.634	180.9	2:18.085		18	44.987	132.2	44.041	107.5	Pit In		178.2	2:29.692	
6		44.313	134.0	43.218	88.2	49.299	184.3	2:16.830		19	Pit Out	134.0	42.920	91.2	48.213			3:42.826	
7		42.767	137.8	43.080	102.0	Pit In	184.6	2:23.680		20	42.121	140.1	42.685	92.7	48.152		191.5	2:12.958	
8	Pit Out	146.5	43.785	98.9	49.348			4:41.282		21	42.356	141.5	42.687	95.5	Pit In		190.5	2:23.571	
9		43.466	<u>154.3</u>	42.949	94.3	48.294	183.7	2:14.709		22	Pit Out	139.9	41.650	96.6	47.715			3:16.595	
10		43.366	142.7	42.617	98.8	48.394	<u>191.8</u>	2:14.377		23	<u>41.494</u>	145.4	41.663	92.5	48.442		185.2	2:11.599	
11		42.536	153.6	42.478	100.5	Pit In	184.0	2:24.803		24	41.872	149.0	<u>41.261</u>	98.8	<u>47.683</u>		184.9	<u>2:10.816</u>	
12	Pit Out	132.0	45.006	101.8	51.907			6:06.333		25	41.982	138.1	42.456	99.4	Pit In		<u>191.8</u>	2:20.129	
13		47.246	137.1	44.486	105.5	50.170	175.6	2:21.902		26	Pit Out	136.9	42.482	100.8	48.569			3:31.594	

380 COLLEE-DE ROANNE-TRI VAUDEY-VANDERWEYEN										FUN4U-MILO									
lap	Sect-1	Speed	Sect-2	Speed	Sect-3	Speed	TopSpeed	laptime	pit	lap	Sect-1	Speed	Sect-2	Speed	Sect-3	Speed	Topspeed	laptime	pit
1	Pit Out	114.6	51.720	95.3	58.554			2:42.699		15	44.331	129.8	43.707	96.5	49.354		161.2	2:17.392	
2		50.786	104.5	50.942	84.2	59.909	169.0	2:41.637		16	43.332	143.2	46.193	97.4	49.666		183.1	2:19.191	
3	17:29.506	139.0	48.767	77.4	57.006		0.1	19:15.279		17	44.600	135.2	45.031	97.9	49.125		177.6	2:18.756	
4		48.999	122.9	48.455	83.5	56.957	173.9	2:34.411		18	42.925	141.7	43.574	93.3	49.288		189.8	2:15.787	
5		48.095	122.2	48.554	91.3	56.265	173.9	2:32.914		19	42.953	141.9	43.172	94.3	49.877		188.5	2:16.002	
6		47.590	130.4	49.114	78.9	58.818	180.6	2:35.522		20	44.491	137.9	44.488	99.7	50.285		180.9	2:19.264	
7		46.881	133.0	49.351	90.9	56.018	183.4	2:32.250		21	45.590	137.9	43.157	<u>104.9</u>	50.175		188.5	2:18.922	
8		49.467	146.5	48.931	84.0	Pit In	179.4	2:48.750		22	<u>42.703</u>	<u>160.0</u>	43.588	97.2	49.187		186.5	2:15.478	
9	Pit Out	132.5	44.638	96.4	52.737			6:40.793		23	43.256	141.4	42.952	99.3	49.150		185.2	2:15.358	
10		45.282	129.5	43.788	104.1	50.323	177.6	2:19.393		24	44.430	131.1	43.274	101.9	49.031		185.6	2:16.735	
11		43.895	127.2	45.096	95.2	49.840	181.8	2:18.831		25	42.703	135.0	43.277	102.1	49.170		191.8	2:15.150	
12		43.680	144.8	43.612	102.5	49.832	180.3	2:17.124		26	42.838	144.2	<u>42.350</u>	103.3	48.431		<u>192.5</u>	<u>2:13.619</u>	
13		43.675	140.1	43.991	97.1	50.423	183.4	2:18.089		27	43.110	141.4	42.509	98.7	<u>48.362</u>		191.5	2:13.981	
14		45.061	151.3	43.612	98.6	49.540	178.2	2:18.213		28	43.035	147.5	42.611	97.4	49.134		191.8	2:14.780	

400 DEPAEPE-VANDEKERCKHOVE-DESMET										NIVOLO									
lap	Sect-1	Speed	Sect-2	Speed	Sect-3	Speed	TopSpeed	laptime	pit	lap	Sect-1	Speed	Sect-2	Speed	Sect-3	Speed	Topspeed	laptime	pit
1	Pit Out	115.5	45.743	100.1	49.263			2:17.007		14	42.524	155.8	42.098	97.2	48.409		183.4	2:13.031	
2		42.824	136.0	44.310	97.4	50.143	188.2	2:17.277		15	43.233	144.0	42.280	100.9	48.880		186.5	2:14.393	
3		42.605	158.1	41.982	110.4	47.672	191.8	2:12.259		16	43.770	149.4	42.256	89.0	48.988		184.6	2:15.014	
4		<u>41.504</u>	150.6	42.040	101.1	47.908	192.5	<u>2:11.452</u>		17	42.238	147.7	42.161	93.2	48.851		184.0	2:13.250	
5		42.740	155.6	42.264	98.7	48.844	191.8	2:13.848		18	42.759	151.7	43.017	101.5	48.034		191.5	2:13.810	
6		41.849	154.9	41.557	102.0	48.077	185.9	2:11.483		19	41.961	142.9	42.131	98.2	48.125		184.6	2:12.217	
7		43.329	131.7	45.309	108.2	47.971	188.5	2:16.609		20	43.357	143.4	43.253	93.3	49.723		184.3	2:16.333	
8		41.770	151.9	41.852	106.0	48.466	192.5	2:12.088		21	42.468	150.4	41.766	98.8	47.893		182.7	2:12.127	
9		42.205	147.3	43.339	98.6	49.201	<u>192.9</u>	2:14.745		22	42.173	149.2	42.523	102.9	48.616		192.2	2:13.312	
10		42.877	145.4	42.650	100.7	Pit In	181.5	2:23.112		23	43.109	148.4	41.999	99.0	<u>47.667</u>		191.8	2:12.775	
11	Pit Out	141.9	42.928	97.5	49.681			8:57.036		24	41.721	<u>158.4</u>	42.074	103.7	Pit In		188.8	2:21.091	
12		43.416	148.4	42.820	93.2	49.053	181.8	2:15.289		25	Pit Out	150.6	43.008	102.1	49.560			4:00.724	
13		42.854	145.6	42.084	96.3	49.032	182.7	2:13.970		26	41.594	149.8	<u>41.422</u>	<u>116.4</u>	50.241		187.8	2:13.257	


FUN RACING CARS 2021 - PORTIMÃO

Autódromo Internacional do Algarve

FUN CUP

Laps and Sector Times - Essais Libres

14 - 17 October 2021

Autodromo Internacional Algarve - 4652 mtr.

402 DE FOURNOUX-ROUX-TREMIER-ROBIN									ZOSH - E FLEET								
lap	Sect-1	Speed	Sect-2	Speed	Sect-3	Speed	TopSpeed	laptime pit	lap	Sect-1	Speed	Sect-2	Speed	Sect-3	Speed	Topspeed	laptime pit
1	Pit Out	126.0	44.174	105.6	50.348			2:14.886	16	42.776	<u>161.7</u>	<u>42.339</u>	92.0	49.863		188.5	2:14.978
2	44.269	136.2	44.079	100.4	49.810		167.4	2:18.158	17	43.605	139.9	43.316	97.1	Pit In		187.2	2:24.862
3	43.035	140.4	44.002	106.4	50.680		185.9	2:17.717	18	Pit Out	143.6	42.890	105.5	54.249			3:47.390
4	15:35.945	132.0	43.917	106.2	50.704		71.2	17:10.566	19	43.466	148.6	42.951	100.4	49.225		180.0	2:15.642
5	44.806	131.4	44.821	100.2	52.710		182.4	2:22.337	20	44.739	125.1	44.094	97.5	49.426		179.4	2:18.259
6	42.554	134.0	43.099	107.1	49.970		190.1	2:15.623	21	43.610	154.5	44.000	91.3	50.549		183.4	2:18.159
7	43.435	139.5	43.898	79.5	Pit In		188.2	2:29.381	22	43.020	155.2	43.014	102.1	50.448		181.2	2:16.482
8	Pit Out	144.0	43.148	109.4	50.239			5:04.577	23	42.361	<u>161.7</u>	44.285	96.2	50.209		190.5	2:16.855
9	44.013	159.3	43.144	90.7	49.689		181.8	2:16.846	24	42.555	159.5	42.698	104.9	49.207		185.6	2:14.460
10	44.259	144.6	42.728	107.0	49.927		181.8	2:16.914	25	42.518	147.9	42.570	96.8	50.400		189.5	2:15.488
11	43.378	153.6	42.742	104.5	50.353		183.1	2:16.473	26	<u>41.735</u>	146.9	42.756	99.6	49.305		<u>192.2</u>	<u>2:13.796</u>
12	44.188	141.9	43.399	99.2	49.615		178.5	2:17.202	27	45.478	118.3	44.533	<u>111.2</u>	Pit In		186.5	2:32.700
13	43.266	158.1	42.534	109.1	50.519		183.1	2:16.319	28	Pit Out	149.2	42.830	100.7	50.524			4:48.072
14	43.982	138.5	42.434	100.5	50.090		179.7	2:16.506	29	44.888	151.3	42.655	106.5	<u>49.188</u>		185.9	2:16.731
15	43.642	144.4	42.761	103.0	51.291		185.6	2:17.694	30								

416 ALONSO-DA COSTA-EBURDERIE-LEMMA									TETRIS - Groupe ANDY - Profil Sourcing S								
lap	Sect-1	Speed	Sect-2	Speed	Sect-3	Speed	TopSpeed	laptime pit	lap	Sect-1	Speed	Sect-2	Speed	Sect-3	Speed	Topspeed	laptime pit
1	Pit Out	151.3	42.335	107.8	48.807			2:09.912	6	<u>41.478</u>	157.9	41.331	111.0	<u>47.859</u>		190.8	<u>2:10.668</u>
2	41.835	156.5	41.452	106.3	48.802		182.4	2:12.089	7	42.294	151.0	41.625	105.6	47.863		187.5	2:11.782
3	41.779	<u>169.5</u>	<u>41.148</u>	108.8	48.595		183.1	2:11.522	8	42.292	159.3	41.567	106.8	Pit In		182.7	2:19.450
4	41.921	155.4	41.592	<u>111.6</u>	Pit In		182.7	2:18.498	9	Pit Out	152.8	42.454	105.8	49.004			10:12.045
5	Pit Out	153.6	41.189	107.4	48.431			13:29.689	10	42.290	150.0	41.374	106.7	47.892		180.9	2:11.556

423 BAZAUD-CAILLON-CHAPUZET									CHOUPETTE								
lap	Sect-1	Speed	Sect-2	Speed	Sect-3	Speed	TopSpeed	laptime pit	lap	Sect-1	Speed	Sect-2	Speed	Sect-3	Speed	Topspeed	laptime pit
1	Pit Out	129.7	42.615	94.6	47.865			2:27.296	16	41.492	<u>170.9</u>	41.368	102.1	47.773		183.7	2:10.633
2	42.821	155.6	41.792	103.9	47.966		191.2	2:12.579	17	41.763	160.2	41.145	103.1	Pit In		182.7	2:18.901
3	<u>17:46.573</u>	154.7	41.506	97.5	48.784		0.1	19:16.863	18	Pit Out	159.1	42.116	103.0	48.631			4:01.204
4	42.209	155.2	41.294	105.0	48.742		182.4	2:12.245	19	43.349	155.8	42.093	94.0	48.371		181.2	2:13.813
5	41.780	165.9	41.277	105.6	47.688		190.8	2:10.745	20	42.001	160.2	41.678	104.9	47.952		188.5	2:11.631
6	41.638	155.8	41.553	105.1	47.783		185.2	2:10.974	21	42.334	155.6	41.872	107.8	48.799		188.2	2:13.005
7	42.115	166.7	41.270	<u>114.4</u>	48.159		188.2	2:11.544	22	43.097	155.4	41.756	98.2	47.818		181.2	2:12.671
8	41.929	164.9	<u>40.986</u>	108.9	47.631		182.4	2:10.546	23	41.932	160.5	41.942	107.9	47.810		186.9	2:11.684
9	42.891	164.1	41.433	109.3	47.862		<u>191.8</u>	2:12.186	24	41.530	160.2	41.459	97.5	47.951		187.8	2:10.940
10	41.968	157.9	41.817	108.0	Pit In		183.1	2:21.413	25	41.974	163.4	41.445	109.6	47.861		183.7	2:11.280
11	Pit Out	154.9	41.491	106.6	47.679			4:05.620	26	41.754	159.5	41.444	106.4	50.890		185.2	2:14.088
12	41.581	157.7	41.233	108.4	<u>47.438</u>		185.9	<u>2:10.252</u>	27	41.895	165.6	41.624	101.5	47.997		181.5	2:11.516
13	41.403	153.8	41.780	106.1	48.238		187.5	2:11.421	28	41.879	158.8	41.578	100.1	47.797		183.4	2:11.254
14	42.324	153.6	41.303	109.3	48.084		182.7	2:11.711	29	43.882	139.9	42.121	106.6	Pit In		189.8	2:24.715
15	41.905	165.6	41.294	104.0	47.803		181.2	2:11.002	30								

424 BOLLEN-LEMOINE-MARTIN-LEENDERS									GROUPE LEMOINE by M3M								
lap	Sect-1	Speed	Sect-2	Speed	Sect-3	Speed	TopSpeed	laptime pit	lap	Sect-1	Speed	Sect-2	Speed	Sect-3	Speed	Topspeed	laptime pit
1	Pit Out	152.3	43.144	94.3	<u>46.844</u>			2:09.362	13	41.248	166.2	41.075	101.0	47.243		186.9	2:09.566
2	42.199	162.2	41.018	97.2	47.053		187.5	2:10.270	14	41.972	153.2	40.875	97.8	47.307		189.1	2:10.154
3	41.195	165.6	41.000	105.7	47.301		185.6	2:09.496	15	40.941	167.4	40.918	99.8	47.781		191.2	2:09.640
4	17:06.312	140.6	41.716	99.9	47.743		189.1	18:35.771	16	41.341	166.2	40.788	98.2	47.181		185.6	2:09.310
5	<u>40.497</u>	<u>168.5</u>	41.617	97.3	47.069		<u>193.2</u>	2:09.183	17	42.311	159.1	41.264	95.0	Pit In		192.5	2:20.345
6	40.738	163.9	41.063	99.7	48.785		192.2	2:10.586	18	Pit Out	140.6	41.262	104.1	47.666			5:10.562
7	41.290	160.0	41.475	106.7	47.825		190.8	2:10.590	19	41.370	134.2	41.484	105.1	47.513		188.8	2:10.367
8	40.930	164.6	40.866	101.4	47.229		188.8	2:09.025	20	41.247	156.1	<u>40.573</u>	103.9	47.058		191.8	<u>2:08.878</u>
9	41.097	161.0	40.950	96.2	48.037		188.5	2:10.084	21	42.064	160.5	40.812	<u>113.0</u>	Pit In		192.2	2:18.255
10	41.139	156.1	41.635	91.8	Pit In		188.2	2:22.258	22	Pit Out	152.1	41.075	105.6	47.526			7:13.179
11	Pit Out	151.7	42.717	95.2	49.022			5:10.015	23	41.283	157.0	40.638	111.8	47.147		187.8	2:09.068
12	41.772	150.6	41.002	103.3	47.521		189.1	2:10.295	24	42.150	136.2	41.484	106.7	Pit In		191.8	2:19.557

427 CAROFF-ROCHES-RUFFINO									SPEBI CAROFF								
lap	Sect-1	Speed	Sect-2	Speed	Sect-3	Speed	TopSpeed	laptime pit	lap	Sect-1	Speed	Sect-2	Speed	Sect-3	Speed	Topspeed	laptime pit
1	Pit Out	136.0	43.429	108.7	50.874			2:16.071	15	Pit Out	133.0	42.092	105.1	48.325			4:43.597
2	42.539	141.4	42.130	109.9	47.791		180.3	2:12.460	16	41.899	144.0	41.313	102.0	47.941		184.6	2:11.153
3	17:43.325	138.6	44.657	101.5	49.794		186.5	19:17.776	17	41.679	147.7	41.927	106.9	47.607		185.2	2:11.213
4	41.552	165.4	42.298	109.0	47.504		186.5	2:11.354	18	41.338	157.4	41.413	105.1	47.682		187.8	2:10.433
5	41.595	156.7	41.200	110.7	48.829		188.5	2:11.624	19	41.762	159.5	41.405	114.0	48.461		184.0	2:11.628


FUN RACING CARS 2021 - PORTIMÃO

Autódromo Internacional do Algarve

FUN CUP

14 - 17 October 2021

Laps and Sector Times - Essais Libres

Autodromo Internacional Algarve - 4652 mtr.

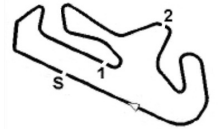
6	41.718	154.1	41.850	114.4	48.731	186.9	2:12.299	20	41.796	148.8	<u>41.059</u>	103.3	47.212	183.7	<u>2:10.067</u>
7	41.510	146.1	41.704	110.8	48.424	192.2	2:11.638	21	<u>40.901</u>	143.4	42.318	103.3	<u>47.073</u>	192.2	2:10.292
8	41.591	157.2	41.249	114.0	47.788	188.2	2:10.628	22	41.914	154.1	41.607	109.8	Pit In	192.9	2:19.326
9	42.680	144.6	41.738	114.9	47.622	188.2	2:12.040	23	Pit Out	145.2	42.559	98.3	51.008	9:41.684	
10	41.729	157.2	41.720	102.8	48.215	192.2	2:11.664	24	42.921	158.1	41.581	97.5	47.201	182.4	2:11.703
11	41.683	153.0	41.242	<u>122.2</u>	48.638	185.9	2:11.563	25	41.214	161.4	41.496	101.1	47.646	<u>193.2</u>	2:10.356
12	41.909	146.5	41.631	110.5	47.726	184.9	2:11.266	26	42.279	156.1	41.650	99.4	48.193	<u>191.8</u>	2:12.122
13	41.780	150.6	41.612	111.8	47.881	190.1	2:11.273	27	41.671	166.4	41.160	106.1	47.926	182.7	2:10.757
14	41.952	141.9	43.217	108.3	Pit In	186.5	2:22.491	28							

431 AYARI - AYARI - HOUOT									Racing 69 DEFI								
lap	Sect-1	Speed	Sect-2	Speed	Sect-3	Speed	TopSpeed	laptime pit	lap	Sect-1	Speed	Sect-2	Speed	Sect-3	Speed	Topspeed	laptime pit
1	Pit Out	117.5	43.676	109.6	49.289			2:14.099	16	<u>41.474</u>	<u>160.0</u>	41.960	109.0	47.900		186.5	2:11.334
2	43.275	142.5	41.569	103.4	47.957		183.7	2:12.801	17	42.565	144.2	42.419	106.4	48.099		187.8	2:13.083
3	18:48.569	141.4	<u>41.692</u>	107.2	48.147		<u>191.8</u>	20:18.408	18	41.845	145.7	41.433	104.5	48.519		184.9	2:11.797
4	41.724	138.3	42.137	103.3	47.851		189.5	2:11.712	19	42.366	140.8	43.125	105.8	49.070		<u>191.8</u>	2:14.561
5	42.164	142.3	41.491	103.9	47.889		189.5	2:11.544	20	42.500	150.8	41.856	105.1	48.327		185.9	2:12.683
6	42.476	146.9	41.793	103.1	48.138		191.2	2:12.407	21	41.882	146.3	42.234	101.0	Pit In		184.6	2:19.954
7	42.035	142.1	42.189	104.4	<u>47.840</u>		185.6	2:12.064	22	Pit Out	145.9	42.948	99.5	49.610			4:37.145
8	41.481	137.9	42.120	102.9	48.281		189.5	2:11.882	23	42.042	151.7	41.705	103.8	48.473		190.5	2:12.220
9	42.162	150.8	41.723	108.5	Pit In		184.3	2:25.223	24	42.141	144.4	42.472	103.0	48.880		189.1	2:13.493
10	Pit Out	147.9	41.738	106.5	48.788			5:11.496	25	41.761	149.4	41.593	<u>110.7</u>	47.952		185.9	2:11.306
11	41.860	146.9	42.288	103.9	48.291		184.0	2:12.439	26	42.098	158.4	41.240	105.4	48.183		183.4	2:11.521
12	42.877	144.4	42.203	105.5	48.923		188.8	2:14.003	27	41.827	156.7	41.290	105.3	48.093		183.7	<u>2:11.210</u>
13	42.133	129.7	41.722	105.5	48.363		189.1	2:12.218	28	41.880	155.6	41.536	98.0	47.868		184.3	2:11.284
14	43.074	146.7	41.727	110.2	48.114		186.2	2:12.915	29	41.926	150.6	42.297	100.7	Pit In		184.0	2:20.784
15	41.584	153.4	41.888	102.7	48.390		184.9	2:11.862	30								

433 COURTYNE-GENOVA-MALARD									AUVERTEAM								
lap	Sect-1	Speed	Sect-2	Speed	Sect-3	Speed	TopSpeed	laptime pit	lap	Sect-1	Speed	Sect-2	Speed	Sect-3	Speed	Topspeed	laptime pit
1	Pit Out	132.4	45.265	94.5	48.878			2:16.309	16	Pit Out	151.5	42.384	97.6	49.438			3:32.987
2	44.212	150.2	42.904	103.3	49.822		187.2	2:16.938	17	41.893	157.2	41.964	102.8	49.275		<u>191.5</u>	2:13.132
3	16:41.771	139.0	43.380	107.5	49.146		190.5	18:14.297	18	42.079	160.2	41.964	99.1	48.723		181.5	2:12.766
4	42.331	155.4	42.082	104.1	48.643		181.5	2:13.056	19	42.377	<u>164.6</u>	41.751	106.9	48.827		183.7	2:12.955
5	42.833	161.4	42.155	100.3	48.121		179.7	2:13.109	20	<u>41.830</u>	162.7	41.995	103.8	48.411		190.8	2:12.236
6	42.355	160.7	43.200	95.6	49.459		181.8	2:15.014	21	43.296	145.7	42.909	99.0	48.822		189.5	2:15.027
7	42.362	157.2	42.036	107.7	48.272		183.4	2:12.670	22	42.898	144.8	42.272	96.1	48.871		182.7	2:14.041
8	42.243	149.8	42.864	100.7	47.881		180.9	2:12.988	23	42.691	161.9	42.101	93.8	49.182		191.2	2:13.974
9	44.539	140.4	45.013	106.4	48.375		180.9	2:17.927	24	41.882	150.0	42.075	96.9	47.953		184.6	2:11.910
10	42.094	154.5	41.994	98.5	47.948		187.2	2:12.036	25	43.207	153.0	42.300	98.7	Pit In		190.8	2:24.999
11	42.202	160.5	42.104	95.8	<u>47.780</u>		184.9	2:12.086	26	Pit Out	146.9	43.179	94.2	49.319			6:12.503
12	43.236	153.0	42.387	103.5	48.044		181.8	2:13.667	27	42.775	152.3	42.505	103.1	48.800		180.3	2:14.080
13	41.971	162.2	<u>41.536</u>	<u>111.3</u>	48.334		<u>191.5</u>	<u>2:11.841</u>	28	42.920	150.6	43.180	108.7	48.616		179.1	2:14.716
14	42.106	156.7	42.108	105.3	47.970		184.0	2:12.184	29	42.304	156.5	42.618	105.6	48.462		180.9	2:13.384
15	44.481	136.2	43.913	99.0	Pit In		189.1	2:24.979	30								

436 WATT-WIGGIN-WATT-WATT									CROSSACRE RACING								
lap	Sect-1	Speed	Sect-2	Speed	Sect-3	Speed	TopSpeed	laptime pit	lap	Sect-1	Speed	Sect-2	Speed	Sect-3	Speed	Topspeed	laptime pit
1	42.470	152.5	42.486	102.9	48.081		184.3	2:13.037	14	42.779	159.1	41.992	107.6	47.823		176.8	2:12.594
2	18:24.083	153.2	43.677	76.3	48.458		186.2	19:56.218	15	41.907	<u>162.7</u>	41.585	110.2	48.524		188.2	2:12.016
3	42.308	153.4	41.682	104.3	48.166		185.2	2:12.156	16	41.818	<u>162.7</u>	41.375	<u>113.6</u>	48.001		187.5	2:11.194
4	<u>41.382</u>	140.8	43.236	103.6	48.902		190.1	2:13.520	17	41.861	146.7	43.177	96.7	Pit In		189.1	2:24.219
5	43.370	151.0	41.507	99.5	48.562		189.1	2:13.439	18	Pit Out	133.0	41.832	107.4	48.137			3:19.227
6	41.768	151.0	41.624	93.6	<u>47.527</u>		184.6	2:10.919	19	42.328	151.9	41.580	96.5	47.545		183.4	2:11.453
7	41.862	152.8	43.396	106.3	Pit In		<u>191.5</u>	2:21.985	20	41.710	154.9	41.437	98.2	47.633		188.8	<u>2:10.780</u>
8	Pit Out	144.6	44.105	104.0	49.176			3:43.333	21	42.205	143.2	41.493	105.4	48.679		183.4	2:12.377
9	44.024	123.1	43.873	99.3	49.982		184.0	2:17.879	22	41.954	149.6	43.255	108.9	47.961		187.2	2:13.170
10	42.994	137.2	42.484	101.1	51.310		174.2	2:16.788	23	42.105	155.8	41.636	100.7	47.880		186.2	2:11.621
11	42.486	149.2	41.828	106.5	48.431		186.9	2:12.745	24	42.244	148.8	41.513	100.7	47.688		182.7	2:11.445
12	42.059	152.1	41.917	97.6	50.587		187.2	2:14.563	25	42.068	144.4	41.324	100.4	48.089		183.4	2:11.481
13	42.872	151.0	42.475	106.6	49.480		183.4	2:14.827	26	41.866	151.7	<u>41.252</u>	105.7	Pit In		181.5	2:25.246

438 ARBAUD-BIGNALET-LEGRAND-ORGEVAL									Mc Do SKR								
lap	Sect-1	Speed	Sect-2	Speed	Sect-3	Speed	TopSpeed	laptime pit	lap	Sect-1	Speed	Sect-2	Speed	Sect-3	Speed	Topspeed	laptime pit
1	Pit Out	140.6	42.474	95.7	47.484			2:24.746	14	42.859	144.8	43.247	98.9	48.898		183.1	2:15.004
2	41.973	153.2	<u>41.002</u>	109.0	47.328		190.8	2:10.303	15	43.096	147.3	43.782	102.7	49.701		186.9	2:16.579
3	18:35.579	121.5	41.751	106.9	48.066		0.1	20:05.396	16	42.909	149.6	43.011	99.1	49.759		186.9	2:15.679
4	41.775	151.0	41.896	107.7	<u>46.948</u>		186.9	2:10.619	17	42.803	144.4	43.191	98.3	Pit In		191.2	2:28.377



FUN RACING CARS 2021 - PORTIMÃO

Autódromo Internacional do Algarve

FUN CUP

14 - 17 October 2021

Laps and Sector Times - Essais Libres

Autodromo Internacional Algarve - 4652 mtr.

5	<u>41.189</u>	<u>162.7</u>	41.300	104.0	47.006	192.5	<u>2:09.495</u>	18	Pit Out	137.8	43.106	88.1	49.046			3:45.467
6	41.996	152.8	41.625	108.0	Pit In	<u>193.9</u>	2:21.381	19	42.133	139.9	42.761	101.3	48.512		182.7	2:13.406
7	Pit Out	139.7	46.909	110.3	49.403		5:53.555	20	42.000	161.2	41.838	102.6	48.242		183.4	2:12.080
8	42.858	143.8	43.987	89.9	50.444	184.9	2:17.289	21	43.251	131.1	42.800	100.0	48.087		186.5	2:14.138
9	43.200	149.0	44.008	<u>114.6</u>	51.342	182.4	2:18.550	22	42.661	135.5	42.768	102.1	47.797		181.8	2:13.226
10	43.011	137.9	43.278	105.6	49.630	186.5	2:15.919	23	41.986	135.8	42.501	98.2	47.513		185.2	2:12.000
11	42.814	139.2	43.508	85.7	50.822	182.1	2:17.144	24	41.760	149.0	42.230	102.3	47.947		188.5	2:11.937
12	42.972	147.7	43.702	92.0	51.466	182.7	2:18.140	25	42.873	161.9	42.043	98.1	Pit In		183.4	2:22.401
13	43.597	145.6	43.735	110.4	49.733	179.4	2:17.065	26								

439 BATAI LLARD-PENNI SI -PONCELET									OCELEC BY ALLURE										
lap	Sect-1	Speed	Sect-2	Speed	Sect-3	Speed	TopSpeed	laptime	pit	lap	Sect-1	Speed	Sect-2	Speed	Sect-3	Speed	Topspeed	laptime	pit
1	Pit Out	121.8	44.976	85.4	51.880			2:17.239		16	Pit Out	147.3	44.042	86.7	49.507			4:14.240	
2	46.763	134.8	44.209	89.0	50.939		191.8	2:21.911		17	43.355	137.4	43.865	89.8	49.733		182.4	2:16.953	
3	43.394	133.3	44.725	97.8	50.112		189.1	2:18.231		18	43.712	144.2	43.368	99.2	49.714		180.0	2:16.794	
4	16:50.190	122.3	43.804	94.5	50.243		188.5	18:24.237		19	43.358	149.0	43.899	84.8	50.791		180.9	2:18.048	
5	43.762	138.5	44.084	97.1	50.510		184.9	2:18.356		20	43.599	151.7	43.266	93.2	49.829		179.4	2:16.694	
6	43.487	139.2	44.387	89.3	50.217		185.6	2:18.091		21	44.614	141.5	43.997	90.9	49.639		181.2	2:18.250	
7	43.609	139.9	44.695	89.3	49.788		180.9	2:18.092		22	43.981	143.8	43.379	96.8	49.495		183.1	2:16.855	
8	44.085	144.8	43.389	90.7	49.549		173.9	2:17.023		23	43.166	<u>162.4</u>	43.061	92.1	49.315		182.4	2:15.542	
9	44.074	142.5	43.724	93.6	Pit In		183.7	2:35.489		24	43.302	150.4	43.064	100.8	Pit In		180.9	2:29.265	
10	Pit Out	132.0	44.773	87.6	50.603			3:47.138		25	Pit Out	154.9	42.531	100.7	49.648			4:29.342	
11	43.890	147.3	44.271	88.6	50.474		180.9	2:18.635		26	42.660	153.8	43.713	97.0	49.476		189.8	2:15.849	
12	43.862	142.9	45.416	89.5	50.941		185.9	2:20.219		27	<u>42.272</u>	151.0	<u>42.353</u>	103.9	<u>49.089</u>		191.5	<u>2:13.714</u>	
13	43.531	150.2	43.915	93.8	50.521		179.7	2:17.967		28	43.900	144.4	43.064	98.5	49.466		<u>192.5</u>	2:16.430	
14	43.460	140.4	44.173	85.5	51.075		181.2	2:18.708		29	43.133	150.4	42.647	99.0	49.910		184.6	2:15.690	
15	43.448	147.3	43.404	<u>108.8</u>	Pit In		181.2	2:29.653		30									

440 BELLINATO-FONTANEL-JACSONT-MARGOT									NO LIMIT RACING										
lap	Sect-1	Speed	Sect-2	Speed	Sect-3	Speed	TopSpeed	laptime	pit	lap	Sect-1	Speed	Sect-2	Speed	Sect-3	Speed	Topspeed	laptime	pit
1	Pit Out	128.3	43.828	95.2	48.863			2:17.036		16	Pit Out	141.4	42.086	97.3	48.077			3:04.450	
2	42.684	129.5	42.425	102.8	48.454		184.6	2:13.563		17	42.105	141.5	41.740	98.5	47.739		183.7	2:11.584	
3	16:12.300	131.9	43.006	94.1	47.924		187.2	17:43.230		18	42.215	141.5	42.115	104.5	47.710		184.0	2:12.040	
4	42.039	142.5	42.279	95.0	48.971		184.9	2:13.289		19	41.967	150.0	42.159	98.7	47.630		183.1	2:11.756	
5	42.266	153.0	41.496	103.4	47.991		188.5	2:11.753		20	42.213	152.1	41.418	102.2	47.733		181.8	2:11.364	
6	42.705	146.7	41.780	<u>113.2</u>	47.864		191.5	2:12.349		21	41.710	146.1	41.534	96.5	47.869		187.5	2:11.113	
7	41.478	146.9	41.475	97.6	48.201		<u>191.8</u>	2:11.154		22	42.001	148.8	41.784	98.2	<u>47.391</u>		184.3	2:11.176	
8	43.475	156.3	42.012	110.2	48.505		187.2	2:13.992		23	42.211	149.6	42.039	105.8	Pit In		<u>191.8</u>	2:18.910	
9	42.724	136.9	41.929	101.5	Pit In		185.9	2:19.197		24	Pit Out	157.9	<u>41.004</u>	109.3	48.245			4:14.741	
10	Pit Out	140.4	41.704	105.8	48.712			3:07.084		25	41.981	153.6	41.501	110.5	47.839		181.8	2:11.321	
11	42.126	147.7	41.584	107.6	48.230		190.5	2:11.940		26	41.471	149.4	41.187	104.3	48.305		184.0	2:10.963	
12	42.276	147.5	41.796	105.1	48.247		<u>191.8</u>	2:12.319		27	41.585	153.8	41.143	106.7	48.150		183.1	<u>2:10.878</u>	
13	41.936	153.8	41.374	110.4	48.033		182.4	2:11.343		28	42.450	137.6	42.242	105.8	Pit In		190.5	2:19.619	
14	41.601	137.1	42.461	106.8	47.809		183.1	2:11.871		29	Pit Out	154.9	42.143	105.8	47.928			4:10.788	
15	<u>41.431</u>	<u>158.6</u>	41.169	101.1	Pit In		186.5	2:18.314		30									

442 GREGOIRE-LESCURE-RI VIERE-REBELO									ORHES - FDP SOLUTIONS										
lap	Sect-1	Speed	Sect-2	Speed	Sect-3	Speed	TopSpeed	laptime	pit	lap	Sect-1	Speed	Sect-2	Speed	Sect-3	Speed	Topspeed	laptime	pit
1	Pit Out	147.1	<u>44.113</u>	97.4	<u>50.511</u>			2:20.109		3			Pit In		Pit In		<u>185.9</u>	19:09.041	
2	<u>45.228</u>	125.7	46.686	<u>101.5</u>	51.495		185.2	<u>2:23.409</u>		4									

445 DAMBI ELLE-GALI ANA-SANGUI NETTI									TECPRO by M3M										
lap	Sect-1	Speed	Sect-2	Speed	Sect-3	Speed	TopSpeed	laptime	pit	lap	Sect-1	Speed	Sect-2	Speed	Sect-3	Speed	Topspeed	laptime	pit
1	Pit Out	116.3	43.953	100.4	48.782			2:16.793		15	43.012	146.7	43.970	102.0	49.313		178.2	2:16.295	
2	45.212	142.9	42.466	106.8	49.373		182.4	2:17.051		16	43.064	147.5	42.642	110.3	48.839		183.1	2:14.545	
3	43.790	132.8	44.737	106.6	50.379		188.8	2:18.906		17	42.420	155.6	42.389	99.7	49.182		181.8	2:13.991	
4	16:15.362	122.7	43.322	107.6	49.660		178.2	17:48.344		18	42.462	150.4	43.628	92.2	Pit In		179.1	2:28.745	
5	42.760	145.0	42.647	102.9	49.461		181.8	2:14.868		19	Pit Out	138.3	42.950	100.2	49.210			4:29.182	
6	42.526	138.3	42.677	99.5	49.480		187.8	2:14.683		20	43.038	141.0	42.381	113.3	49.422		185.2	2:14.841	
7	42.781	150.4	43.286	108.8	48.103		183.4	2:14.170		21	43.777	151.9	43.750	98.1	48.833		178.2	2:16.360	
8	41.990	141.5	42.427	100.1	48.943		191.2	2:13.360		22	42.594	144.8	42.830	102.8	48.717		184.0	2:14.141	
9	42.892	155.2	42.202	96.5	Pit In		190.1	2:24.116		23	41.966	155.4	42.692	104.7	48.019		185.6	2:12.677	
10	Pit Out	122.0	44.241	<u>115.5</u>	50.580			8:07.790		24	41.866	152.8	41.974	110.8	48.494		<u>191.8</u>	2:12.334	
11	44.182	132.0	43.149	100.2	50.182		180.0	2:17.513		25	42.992	153.0	42.323	106.6	Pit In		185.9	2:24.864	
12	43.426	144.0	42.317	108.1	50.047		182.7	2:15.790		26	Pit Out	154.3	41.562	96.5	47.589			3:35.303	
13	43.346	153.2	43.061	101.7	50.074		183.4	2:16.481		27	41.692	<u>157.4</u>	<u>41.268</u>	97.3	<u>47.376</u>		180.6	<u>2:10.336</u>	
14	43.007	131.9	43.180	112.9	49.636		184.9	2:15.823		28	41.716	155.8	41.342	97.6	48.369		182.1	2:11.427	

FUN RACING CARS 2021 - PORTIMÃO

Autódromo Internacional do Algarve

FUN CUP

Laps and Sector Times - Essais Libres

14 - 17 October 2021

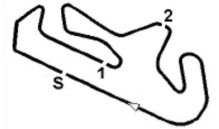
Autodromo Internacional Algarve - 4652 mtr.

449 AMAND-LEGUAY-MENARD-SUSANNA										DEFI 449									
lap	Sect-1	Speed	Sect-2	Speed	Sect-3	Speed	TopSpeed	laptime	pit	lap	Sect-1	Speed	Sect-2	Speed	Sect-3	Speed	Topspeed	laptime	pit
1	Pit Out	127.2	43.918	110.7	50.726			2:16.457		16	42.830	141.5	43.323	99.2	48.768		189.5	2:14.921	
2	43.304	132.2	42.447	107.1	50.635		179.1	2:16.386		17	43.454	153.8	42.300	100.3	48.544		179.7	2:14.298	
3	42.599	141.2	42.438	116.3	48.290		181.2	2:13.327		18	44.009	144.0	42.392	97.4	49.163		183.7	2:15.564	
4	16:29.630	129.0	42.527	<u>121.9</u>	50.045		190.1	18:02.202		19	43.031	127.4	42.589	102.9	47.840		188.8	2:13.460	
5	42.810	137.6	42.938	110.2	48.400		185.9	2:14.148		20	42.407	137.2	42.627	95.2	48.042		191.8	2:13.076	
6	43.552	145.9	43.128	111.3	49.031		190.1	2:15.711		21	43.134	133.5	42.544	108.2	Pit In		184.0	2:26.394	
7	42.721	154.9	43.162	109.3	50.832		188.5	2:16.715		22	Pit Out	142.7	42.038	106.4	48.401			4:33.262	
8	42.721	144.8	42.598	108.4	48.542		184.0	2:13.861		23	42.102	151.3	41.646	116.1	47.941		184.9	2:11.689	
9	42.969	152.1	42.870	114.6	48.787		179.4	2:14.626		24	41.962	150.8	41.527	110.9	48.132		<u>192.2</u>	2:11.621	
10	42.672	146.7	42.927	108.5	49.023		178.8	2:14.622		25	42.188	149.8	41.330	112.0	48.090		185.9	2:11.608	
11	43.761	150.2	42.417	110.9	48.610		176.8	2:14.788		26	41.907	157.2	41.205	113.3	48.748		182.4	2:11.860	
12	42.973	153.8	41.754	110.9	48.351		179.4	2:13.078		27	42.234	157.4	41.272	103.5	48.123		188.2	2:11.629	
13	42.364	154.7	42.172	107.0	Pit In		181.5	2:21.734		28	<u>41.641</u>	149.0	41.978	105.1	<u>47.637</u>		189.8	2:11.256	
14	Pit Out	119.5	48.015	79.8	52.208			4:20.581		29	42.713	141.0	41.662	105.2	48.178		191.5	2:12.553	
15	43.770	133.3	43.837	91.0	50.575		181.2	2:18.182		30	41.784	<u>159.1</u>	<u>41.159</u>	107.2	47.787		185.6	<u>2:10.730</u>	

451 DA CRUZ-DE ALMEIDA PEREIRA-DUBOST-GOEHEN										ORHES - EUROPIERRE SOFRAT									
lap	Sect-1	Speed	Sect-2	Speed	Sect-3	Speed	TopSpeed	laptime	pit	lap	Sect-1	Speed	Sect-2	Speed	Sect-3	Speed	Topspeed	laptime	pit
1	Pit Out	141.4	44.536	101.0	50.569			2:17.841		16	42.132	168.5	42.220	106.0	48.923		187.8	2:13.275	
2	43.226	140.8	44.167	105.3	51.038		190.1	2:18.431		17	41.699	172.5	42.388	98.2	48.349		185.6	2:12.436	
3	15:55.838	146.1	44.028	94.7	49.559		53.3	17:29.425		18	42.496	167.7	42.600	107.6	48.958		183.4	2:14.054	
4	43.026	155.2	42.363	104.2	48.873		183.4	2:14.262		19	42.064	169.0	52.848	101.1	50.270		183.1	2:25.182	
5	45.300	150.6	43.252	102.3	51.553		165.1	2:20.105		20	41.930	155.8	42.467	107.0	47.843		190.1	2:12.240	
6	43.123	149.4	43.438	102.6	50.324		<u>192.2</u>	2:16.885		21	<u>41.673</u>	167.2	41.915	<u>115.5</u>	48.257		191.2	2:11.845	
7	44.794	155.8	43.519	106.4	50.614		183.1	2:18.927		22	42.684	153.4	<u>41.466</u>	109.2	Pit In		191.8	2:20.313	
8	44.214	160.5	42.908	102.6	49.873		189.1	2:16.995		23	Pit Out	135.8	44.415	95.3	50.084			4:43.005	
9	43.139	160.7	42.996	99.3	49.162		185.6	2:15.297		24	43.408	147.7	43.116	100.7	49.127		<u>192.2</u>	2:15.651	
10	43.311	161.0	42.040	105.7	Pit In		185.6	2:24.282		25	42.427	147.7	42.838	102.6	48.979		189.5	2:14.244	
11	Pit Out	164.9	41.961	100.3	48.417			3:25.834		26	43.853	147.5	42.735	100.4	49.139		191.5	2:15.727	
12	42.872	167.4	41.512	100.1	48.795		182.4	2:13.179		27	42.457	154.7	43.009	95.2	49.128		<u>192.2</u>	2:14.594	
13	41.718	167.4	41.888	100.4	<u>47.724</u>		183.7	<u>2:11.330</u>		28	42.267	155.8	42.512	95.1	49.005		185.9	2:13.784	
14	41.967	171.4	42.114	110.7	48.827		185.2	2:12.908		29	42.639	144.4	42.807	95.8	49.052		185.6	2:14.498	
15	42.224	<u>173.9</u>	42.344	115.4	48.327		188.5	2:12.895		30	42.289	159.3	42.651	97.9	50.032		185.9	2:14.972	

454 HA ZEBROUCQ-HAZEBROUCQ-HAZEBROUCQ-TATERKA-TATERKA										Team TAHA									
lap	Sect-1	Speed	Sect-2	Speed	Sect-3	Speed	TopSpeed	laptime	pit	lap	Sect-1	Speed	Sect-2	Speed	Sect-3	Speed	Topspeed	laptime	pit
1	Pit Out	123.7	46.229	95.2	49.736			2:17.356		16	43.732	151.0	42.785	96.5	49.620		180.3	2:16.137	
2	43.562	146.3	43.663	102.6	49.839		188.2	2:17.064		17	42.941	149.4	43.748	94.3	49.159		184.3	2:15.848	
3	42.795	159.1	43.377	84.8	49.573		184.6	2:15.745		18	42.935	153.6	42.732	96.6	49.114		186.5	2:14.781	
4	16:14.243	148.6	42.574	106.6	49.087		178.5	17:45.904		19	42.419	157.4	42.229	105.5	49.093		185.6	2:13.741	
5	42.828	164.6	42.562	95.1	49.446		183.7	2:14.836		20	42.877	159.1	42.032	96.2	49.183		181.8	2:14.092	
6	<u>42.058</u>	169.3	42.161	104.8	48.741		190.5	2:12.960		21	43.090	155.6	41.815	104.1	49.155		178.5	2:14.060	
7	42.604	168.5	55.123	92.2	49.010		184.6	2:26.737		22	42.259	155.2	42.370	105.3	49.078		186.2	2:13.707	
8	42.316	150.4	42.738	90.5	48.821		186.2	2:13.875		23	43.173	163.1	42.904	103.0	49.340		177.9	2:15.417	
9	42.492	145.7	42.789	84.1	49.127		183.4	2:14.408		24	42.966	146.7	42.638	101.7	49.293		177.0	2:14.897	
10	42.537	<u>171.7</u>	43.086	100.1	49.323		178.8	2:14.946		25	42.555	157.4	42.221	98.2	Pit In		178.8	2:37.934	
11	42.504	150.0	42.583	96.0	Pit In		<u>190.8</u>	2:26.561		26	Pit Out	153.2	44.128	100.5	48.382			4:27.485	
12	Pit Out	139.9	43.700	93.3	50.615			3:07.143		27	43.619	138.3	43.211	103.6	49.372		189.5	2:16.202	
13	44.112	147.9	43.878	95.9	49.851		177.6	2:17.841		28	42.247	152.1	42.782	<u>108.9</u>	48.543		189.1	2:13.572	
14	43.473	150.6	44.537	97.5	51.306		178.5	2:19.316		29	42.644	144.6	42.228	103.3	48.520		180.0	2:13.392	
15	44.102	145.4	43.026	92.9	50.682		<u>190.8</u>	2:17.810		30	42.351	146.5	42.155	101.0	<u>48.111</u>		179.7	<u>2:12.617</u>	

455 AVEZOU-LEVY-MERZOUGUI-POWILEWICZ										ORHES - PROLIMIT IMPAVIDUM									
lap	Sect-1	Speed	Sect-2	Speed	Sect-3	Speed	TopSpeed	laptime	pit	lap	Sect-1	Speed	Sect-2	Speed	Sect-3	Speed	Topspeed	laptime	pit
1	Pit Out	139.2	43.093	101.5	50.196			2:11.918		16	42.858	157.2	41.957	88.6	47.637		184.9	2:12.452	
2	42.021	147.9	43.074	100.7	49.402		<u>191.5</u>	2:14.497		17	41.939	161.9	41.393	102.2	48.085		183.4	2:11.417	
3	15:35.780	141.2	42.237	111.7	Pit In			17:15.712		18	41.922	161.0	<u>41.271</u>	98.8	47.697		184.6	<u>2:10.890</u>	
4	Pit Out	137.2	42.491	100.9	48.472			4:15.500		19	41.968	162.7	41.382	97.7	47.889		181.5	2:11.239	
5	42.870	138.8	42.464	99.5	48.073		183.4	2:13.407		20	42.387	159.3	41.711	93.1	49.792		187.2	2:13.890	
6	43.205	152.3	42.197	100.5	48.281		188.5	2:13.683		21	42.700	161.7	41.492	98.2	47.880		181.5	2:12.072	
7	42.905	153.0	41.954	108.8	49.362		180.9	2:14.221		22	42.163	163.6	41.613	97.4	47.839		181.2	2:11.615	
8	42.419	154.3	41.974	103.2	48.031		180.9	2:12.424		23	41.960	163.9	41.315	103.7	Pit In		183.1	2:21.500	
9	42.128	154.7	41.732	104.9	48.239		182.1	2:12.099		24	Pit Out	<u>165.6</u>	42.517	112.1	48.687			3:32.721	
10	42.812	143.2	41.907	102.5	Pit In		183.1	2:20.324		25	42.694	163.6	42.377	103.1	48.771		183.4	2:13.842	
11	Pit Out	154.3	42.676	102.7	48.157			3:23.682		26	42.066	157.2	42.098	101.5	48.870		182.7	2:13.034	
12	41.728	165.1	41.872	93.3	48.067		189.5	2:11.667		27	41.872	160.0	42.251	104.4	48.067		187.2	2:12.190	


FUN RACING CARS 2021 - PORTIMÃO

Autódromo Internacional do Algarve

FUN CUP

14 - 17 October 2021

Laps and Sector Times - Essais Libres

Autodromo Internacional Algarve - 4652 mtr.

13	42.242	160.7	43.101	89.2	47.567	184.6	2:12.910	28	42.196	162.4	42.233	<u>113.3</u>	48.762	186.5	2:13.191
14	<u>41.685</u>	161.7	42.026	88.5	47.679	<u>191.5</u>	2:11.390	29	41.982	146.3	48.352	102.4	51.608	188.5	2:21.942
15	41.952	163.1	41.976	92.0	<u>47.496</u>	188.2	2:11.424	30	43.074	151.0	42.343	100.4	47.998	182.7	2:13.415

456 SCHROEDER-SCHROEDER-SCHROEDER-SCHROEDER									SINGA								
lap	Sect-1	Speed	Sect-2	Speed	Sect-3	Speed	TopSpeed	laptime pit	lap	Sect-1	Speed	Sect-2	Speed	Sect-3	Speed	Topspeed	laptime pit
1	Pit Out	122.9	43.910	98.1	49.173			2:14.205	16	43.540	154.9	43.290	96.5	48.777	180.6	2:15.607	
2		43.965	137.9	44.693	93.6	48.824	187.5	2:17.482	17	45.282	156.3	<u>42.175</u>	99.8	Pit In	179.1	2:25.776	
3		43.906	131.4	46.152	91.4	50.595	188.2	2:20.653	18	Pit Out	157.4	44.037	87.7	49.815		4:33.587	
4	17:08.325	144.8	42.932	99.5	48.920		<u>191.8</u>	18:40.177	19	43.901	158.8	43.583	85.7	49.633	177.0	2:17.117	
5		42.837	138.5	42.732	96.4	Pit In	175.6	2:25.847	20	43.752	161.0	43.273	83.9	49.733	177.3	2:16.758	
6	Pit Out	138.3	44.594	<u>117.0</u>	51.389		3:39.706		21	43.121	160.5	45.393	92.0	50.492	179.1	2:19.006	
7		43.165	157.9	43.318	100.9	51.956	187.5	2:18.439	22	44.317	156.5	43.558	81.1	49.891	175.3	2:17.766	
8		44.048	153.4	43.688	89.4	49.863	181.2	2:17.599	23	44.344	147.5	43.181	84.4	49.372	176.8	2:16.897	
9		43.833	149.8	43.832	84.7	49.264	181.5	2:16.929	24	44.390	154.7	42.824	88.7	49.790	178.5	2:17.004	
10		43.044	153.2	43.506	88.9	49.750	184.6	2:16.300	25	43.053	157.0	42.621	90.6	49.298	178.2	2:14.972	
11		43.518	159.3	43.834	91.6	49.837	180.3	2:17.189	26	42.917	155.8	42.304	97.7	49.323	178.2	<u>2:14.544</u>	
12		42.875	152.3	43.219	91.3	49.400	180.6	2:15.494	27	45.476	149.6	42.568	87.4	49.104	178.8	2:17.148	
13		42.976	156.3	44.377	89.7	<u>48.538</u>	180.3	2:15.891	28	42.812	152.5	42.391	90.3	49.672	180.0	2:14.875	
14		43.256	161.9	42.782	90.5	50.282	178.8	2:16.320	29	<u>42.963</u>	158.4	42.688	91.7	50.100	176.5	2:15.751	
15		42.693	<u>167.7</u>	43.899	86.0	50.426	180.6	2:17.018	30	<u>42.399</u>	155.2	42.901	91.0	49.661	182.1	2:14.961	

462 BACONNIER-CHARPIAT-FRENOUX-MICHEL									EURODATACAR 462								
lap	Sect-1	Speed	Sect-2	Speed	Sect-3	Speed	TopSpeed	laptime pit	lap	Sect-1	Speed	Sect-2	Speed	Sect-3	Speed	Topspeed	laptime pit
1	Pit Out	105.0	54.163	80.2	1:00.161			2:47.439	13	44.424	135.2	45.210	103.3	54.164	168.0	2:23.798	
2	18:26.780	120.3	50.109	89.4	57.936		0.1	20:14.825	14	43.774	147.9	43.380	105.9	49.885	180.6	<u>2:17.039</u>	
3		46.991	130.8	51.781	80.8	58.611	162.7	2:37.383	15	43.867	137.1	43.583	98.3	<u>49.829</u>	181.8	2:17.279	
4		47.163	137.4	47.948	89.8	Pit In	171.2	2:46.053	16	<u>43.671</u>	144.0	43.116	98.6	Pit In	180.9	2:28.726	
5	Pit Out	134.7	47.171	103.0	53.424		5:51.493		17	Pit Out	130.3	47.291	96.9	53.880		7:07.258	
6		44.860	135.0	44.142	101.6	50.667	186.2	2:19.669	18	46.770	131.2	46.875	88.2	51.810	176.8	2:25.455	
7		44.430	139.9	<u>43.072</u>	<u>108.3</u>	1:10.733	180.6	2:38.235	19	45.522	148.4	45.129	97.8	1:02.259	177.9	2:32.910	
8		44.517	156.3	43.735	96.6	1:38.207	178.2	3:06.459	20	48.224	147.3	45.104	104.2	52.531	162.9	2:25.859	
9		43.828	147.5	44.293	81.0	51.038	<u>187.8</u>	2:19.159	21	44.315	151.3	44.754	101.7	50.920	185.2	2:19.989	
10		44.112	154.9	44.750	81.9	Pit In	182.1	2:51.309	22	43.917	<u>157.9</u>	44.478	92.9	50.470	179.7	2:18.865	
11	Pit Out	133.3	47.240	97.1	53.794		5:20.928		23	45.020	145.9	45.922	95.4	Pit In	178.8	2:46.362	
12		45.720	134.7	47.885	99.5	51.428	173.1	2:25.033	24								

466 CHOPARD LALLIER-PROCUREUR-VERBAERE-VIGNON									EURODATACAR 466								
lap	Sect-1	Speed	Sect-2	Speed	Sect-3	Speed	TopSpeed	laptime pit	lap	Sect-1	Speed	Sect-2	Speed	Sect-3	Speed	Topspeed	laptime pit
1	Pit Out	112.7	47.039	<u>104.5</u>	54.421			2:26.041	14	44.590	154.1	45.219	91.9	52.276	187.8	2:22.085	
2		45.658	121.6	45.321	86.4	52.292	183.4	2:23.271	15	45.760	150.0	45.134	95.8	51.648	177.3	2:22.542	
3	17:51.845	139.2	44.733	90.8	52.560		0.1	19:29.138	16	44.003	151.9	44.809	93.3	52.658	179.1	2:21.470	
4		44.069	146.9	44.499	96.7	Pit In	180.6	2:33.175	17	43.584	142.1	44.327	98.4	50.756	181.2	2:18.667	
5	Pit Out	112.0	50.771	77.9	59.278		5:18.744		18	43.967	<u>157.2</u>	45.506	94.5	51.541	180.3	2:21.014	
6		48.956	112.4	52.243	80.4	57.458	169.3	2:38.657	19	44.142	150.6	44.099	92.7	51.396	179.4	2:19.637	
7		49.394	141.0	49.454	89.0	56.590	171.7	2:35.438	20	43.952	151.3	44.194	92.1	Pit In	177.3	2:27.076	
8		47.939	137.4	48.893	86.1	56.311	174.5	2:33.143	21	Pit Out	155.8	42.421	101.2	49.489		4:40.207	
9		47.881	135.2	46.725	87.6	54.674	169.8	2:29.280	22	42.341	154.1	42.900	94.7	49.193	188.8	2:14.434	
10		46.975	151.5	45.981	84.4	54.824	172.8	2:27.780	23	42.361	150.6	42.624	90.5	48.589	185.2	2:13.574	
11		46.917	128.7	47.192	102.8	Pit In	172.8	2:39.773	24	<u>42.249</u>	154.3	<u>42.375</u>	97.4	48.821	189.5	<u>2:13.445</u>	
12	Pit Out	142.7	46.115	94.0	54.046		4:13.248		25	42.347	149.6	42.590	96.1	<u>48.526</u>	187.8	2:13.463	
13		45.262	147.5	47.402	89.3	54.178	179.7	2:26.842	26	42.940	143.0	42.639	93.2	49.245	<u>192.9</u>	2:14.824	

467 BONNETTO-FIDÈLE-FIDÈLE									TEAM CMCR								
lap	Sect-1	Speed	Sect-2	Speed	Sect-3	Speed	TopSpeed	laptime pit	lap	Sect-1	Speed	Sect-2	Speed	Sect-3	Speed	Topspeed	laptime pit
1	Pit Out	111.0	45.768	84.6	48.214			2:14.230	10	<u>41.244</u>	150.2	41.463	108.2	48.091	191.5	2:10.798	
2		42.220	137.2	42.259	108.9	47.515	186.2	2:11.994	11	42.052	146.3	41.566	108.8	49.036	<u>192.5</u>	2:12.654	
3		42.375	141.0	43.195	107.2	48.065	189.8	2:13.635	12	41.837	153.2	41.760	104.5	48.118	184.9	2:11.715	
4	16:12.782	132.4	43.744	110.8	48.209		190.1	17:44.735	13	42.063	149.2	41.633	109.5	47.813	180.3	2:11.509	
5		42.145	148.1	42.046	113.7	47.576	183.1	2:11.767	14	42.023	149.0	41.340	112.0	Pit In	181.2	2:20.920	
6		41.713	149.4	41.543	110.7	Pit In	185.9	2:19.623	15	Pit Out	145.9	41.428	109.5	<u>47.407</u>		7:20.431	
7	Pit Out	146.1	42.341	113.6	48.259		27:46.390		16	41.473	<u>154.3</u>	<u>41.019</u>	111.3	47.612	191.2	<u>2:10.104</u>	
8		42.197	149.6	41.516	111.5	47.645	189.1	2:11.358	17	41.670	150.0	41.112	114.3	48.146	184.0	2:10.928	
9		41.851	153.0	41.560	<u>118.3</u>	47.593	191.5	2:11.004	18	42.135	147.7	41.473	107.6	Pit In	179.4	2:20.652	


FUN RACING CARS 2021 - PORTIMÃO

Autódromo Internacional do Algarve

FUN CUP

14 - 17 October 2021

Laps and Sector Times - Essais Libres

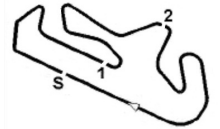
Autodromo Internacional Algarve - 4652 mtr.

469 LEONARD-OLIVIER-OOMS										ALLURE TEAM 469									
lap	Sect-1	Speed	Sect-2	Speed	Sect-3	Speed	TopSpeed	laptime	pit	lap	Sect-1	Speed	Sect-2	Speed	Sect-3	Speed	Topspeed	laptime	pit
1	Pit Out	137.8	43.298	95.7	48.896			2:12.319		13	42.383	150.0	42.834	95.7	49.378		187.2	2:14.595	
2	43.512	145.2	42.699	100.1	49.226		192.5	2:15.437		14	43.820	139.0	42.209	99.8	49.796		192.2	2:15.825	
3	16:39.228	141.9	42.697	106.6	50.532		187.8	18:12.457		15	42.681	149.4	42.323	102.8	50.727		<u>193.2</u>	2:15.731	
4	43.582	151.9	42.300	<u>112.9</u>	49.943		182.4	2:15.825		16	42.963	154.9	41.951	106.6	50.009		184.6	2:14.923	
5	42.154	154.3	42.655	100.1	48.745		191.8	<u>2:13.554</u>		17	43.177	155.2	42.561	108.4	Pit In		189.8	2:21.253	
6	<u>41.911</u>	147.3	42.955	92.9	49.016		191.8	2:13.882		18	Pit Out	150.4	<u>41.751</u>	96.7	Pit In			5:37.373	
7	43.086	147.5	42.516	101.3	49.017		182.4	2:14.619		19	Pit Out	143.4	43.406	97.6	49.588			7:58.499	
8	42.392	156.7	43.531	100.6	<u>48.627</u>		187.5	2:14.550		20	43.010	157.2	43.486	95.2	Pit In		187.2	2:25.373	
9	42.186	<u>159.8</u>	42.452	107.1	49.696		186.5	2:14.334		21	Pit Out	151.9	42.746	94.1	49.205			7:21.729	
10	42.924	151.9	42.393	99.5	49.213		182.7	2:14.530		22	42.286	151.7	42.649	101.5	48.818		189.5	2:13.753	
11	42.480	153.2	43.086	102.5	Pit In		190.1	2:21.991		23	42.246	141.2	42.888	96.6	48.962		191.8	2:14.096	
12	Pit Out	138.6	43.936	91.4	49.843			3:40.821		24	42.755	144.2	42.814	94.5	Pit In		191.8	2:23.830	

470 BROUESSE-LODS-MENNECHET-MOTA-RAQUIN										LES OPALINES 2									
lap	Sect-1	Speed	Sect-2	Speed	Sect-3	Speed	TopSpeed	laptime	pit	lap	Sect-1	Speed	Sect-2	Speed	Sect-3	Speed	Topspeed	laptime	pit
1	Pit Out	117.4	44.710	96.4	50.661			2:15.470		16	42.681	<u>164.6</u>	42.597	97.6	48.641		182.7	2:13.919	
2	47.132	128.3	44.152	85.8	50.482		189.5	2:21.766		17	42.930	142.3	42.348	99.9	48.950		183.7	2:14.228	
3	43.328	136.7	43.154	99.9	49.085		189.8	2:15.567		18	42.497	146.9	<u>42.319</u>	108.8	49.283		181.2	2:14.099	
4	16:03.037	129.7	42.957	93.6	49.779		190.8	17:35.773		19	<u>42.021</u>	157.4	42.881	<u>109.9</u>	Pit In		189.5	2:29.114	
5	43.724	135.3	42.928	85.5	50.462		175.9	2:17.114		20	Pit Out	144.6	45.306	100.8	53.093			3:44.542	
6	43.443	143.8	42.688	83.5	48.587		185.2	2:14.718		21	44.059	141.2	43.499	102.5	50.686		183.1	2:18.244	
7	42.503	138.1	42.913	81.0	49.471		188.8	2:14.887		22	44.425	156.7	42.868	104.4	49.740		186.9	2:17.033	
8	42.968	152.1	42.743	85.5	48.629		187.2	2:14.340		23	44.104	116.6	43.403	98.1	49.703		179.7	2:17.210	
9	42.595	152.1	42.534	89.3	<u>48.127</u>		182.1	<u>2:13.256</u>		24	43.893	158.6	42.864	101.4	49.302		188.8	2:16.059	
10	42.234	147.1	42.958	84.2	48.218		185.2	2:13.410		25	43.176	161.7	42.899	95.5	Pit In		189.1	2:23.515	
11	42.683	151.7	42.404	86.7	Pit In		184.3	2:21.837		26	Pit Out	145.2	42.568	96.2	49.280			4:16.962	
12	Pit Out	141.7	44.295	96.7	51.376			3:55.450		27	43.641	151.3	42.684	100.0	49.313		180.3	2:15.638	
13	46.065	127.2	42.808	104.9	49.052		178.5	2:17.925		28	43.534	146.5	42.881	100.9	49.372		178.2	2:15.787	
14	42.921	149.4	42.696	101.7	48.790		184.9	2:14.407		29	44.028	149.2	42.955	95.8	Pit In		<u>191.5</u>	2:24.060	
15	43.380	149.8	42.345	103.2	48.845		184.0	2:14.570		30									

474 BULLY-BURDET-DELOCHE										DB TEAM DEFI									
lap	Sect-1	Speed	Sect-2	Speed	Sect-3	Speed	TopSpeed	laptime	pit	lap	Sect-1	Speed	Sect-2	Speed	Sect-3	Speed	Topspeed	laptime	pit
1	Pit Out	129.5	43.390	111.0	50.563			2:14.848		12	42.835	154.3	42.003	98.3	48.054		181.2	2:12.892	
2	42.970	154.7	41.697	102.3	48.255		169.0	2:12.922		13	43.831	160.5	42.216	104.1	48.380		184.3	2:14.427	
3	41.778	152.3	42.859	108.7	Pit In		186.5	2:20.026		14	42.449	160.2	41.535	104.3	48.253		184.6	2:12.237	
4	Pit Out	133.8	44.576	92.9	50.209			18:06.103		15	42.386	157.9	42.166	105.5	48.618		183.1	2:13.170	
5	42.564	160.2	41.466	109.8	47.806		180.9	2:11.836		16	42.284	164.9	41.476	104.9	Pit In		182.4	2:20.593	
6	42.286	159.5	41.322	115.1	47.749		187.2	2:11.357		17	Pit Out	118.7	53.510	88.3	55.613			11:28.396	
7	42.235	<u>168.2</u>	41.525	<u>117.1</u>	48.016		191.5	2:11.776		18	47.264	122.6	46.047	95.7	Pit In		179.4	2:36.702	
8	41.711	166.9	<u>40.935</u>	110.4	47.369		181.8	2:10.015		19	Pit Out	129.2	44.646	89.6	50.074			10:25.166	
9	<u>41.218</u>	165.1	41.162	107.8	<u>47.193</u>		190.5	<u>2:09.573</u>		20	43.596	158.1	45.686	78.0	Pit In		177.6	2:36.056	
10	41.838	162.4	42.127	110.5	Pit In		188.2	2:23.489		21	Pit Out	157.9	42.730	97.5	49.557			5:22.065	
11	Pit Out	154.9	41.493	110.7	50.472			4:32.698		22	41.864	161.4	41.895	102.9	48.383		187.2	2:12.142	

475 VAUGELAS-WURTZ-COURBARD										TEAM SVS - ZOSH									
lap	Sect-1	Speed	Sect-2	Speed	Sect-3	Speed	TopSpeed	laptime	pit	lap	Sect-1	Speed	Sect-2	Speed	Sect-3	Speed	Topspeed	laptime	pit
1	Pit Out	119.3	44.694	105.2	51.587			2:20.606		16	46.267	159.8	45.689	85.8	51.588		162.7	2:23.544	
2	43.965	135.0	44.091	105.5	50.190		189.5	2:18.246		17	44.458	149.2	44.711	85.1	51.244		180.9	2:20.413	
3	42.924	131.7	44.042	97.9	50.013		187.2	2:16.979		18	43.712	<u>166.4</u>	45.333	78.0	52.746		181.2	2:21.791	
4	15:40.156	127.8	45.780	109.2	49.717			17:15.653		19	44.750	152.5	44.611	87.1	50.578		177.6	2:19.939	
5	43.264	159.5	43.337	103.5	51.794		186.5	2:18.395		20	43.937	147.9	44.791	89.1	51.717		177.9	2:20.445	
6	42.864	136.2	43.065	105.8	50.183		<u>192.5</u>	2:16.112		21	44.116	141.2	44.109	89.9	Pit In		186.5	2:31.504	
7	43.244	139.7	43.209	89.7	49.715		191.5	2:16.168		22	Pit Out	155.2	42.967	103.7	49.554			5:13.788	
8	43.473	157.7	43.674	95.0	49.280		187.2	2:16.427		23	42.867	160.0	42.742	108.8	49.674		182.1	2:15.283	
9	43.206	149.2	44.205	100.7	49.445		188.8	2:18.856		24	43.308	151.0	42.788	111.7	49.000		181.8	2:15.096	
10	42.718	149.6	44.731	105.4	49.350		188.2	2:16.799		25	43.672	139.2	42.598	109.6	49.635		177.0	2:15.905	
11	43.222	146.3	44.722	107.1	Pit In		187.2	2:28.260		26	42.930	145.2	42.493	<u>114.9</u>	49.437		183.1	2:14.860	
12	Pit Out	143.8	46.760	88.5	53.109			4:00.000		27	43.841	149.0	<u>42.407</u>	106.8	<u>48.970</u>		175.9	2:15.218	
13	46.736	124.4	47.675	74.0	55.987		182.7	2:30.398		28	<u>42.542</u>	158.6	42.489	113.9	49.341		185.6	2:14.372	
14	45.595	139.0	45.096	84.4	1:01.629		179.4	2:32.320		29	43.842	146.1	42.579	104.1	49.512		182.4	2:15.933	
15	44.698	150.0	45.847	78.0	53.224		179.7	2:23.769		30									


FUN RACING CARS 2021 - PORTIMÃO

Autódromo Internacional do Algarve

FUN CUP

14 - 17 October 2021

Laps and Sector Times - Essais Libres

Autodromo Internacional Algarve - 4652 mtr.

481 DE WILDE - DRAPS-MOERENHOUT										BR TEAM BY M3M									
lap	Sect-1	Speed	Sect-2	Speed	Sect-3	Speed	TopSpeed	laptime	pit	lap	Sect-1	Speed	Sect-2	Speed	Sect-3	Speed	Topspeed	laptime	pit
1	Pit Out	149.4	42.134	100.3	47.336			2:12.042		16	42.795	139.9	42.935	90.0	49.069		182.4	2:14.799	
2	41.583	153.6	<u>41.132</u>	<u>114.4</u>	48.687		186.2	2:11.402		17	43.478	136.0	43.476	92.8	48.973		183.4	2:15.927	
3	41.646	157.7	42.185	107.4	<u>47.214</u>		<u>193.5</u>	<u>2:11.045</u>		18	43.717	134.7	43.409	92.9	50.368		181.5	2:17.494	
4	<u>15:56.287</u>	140.3	44.109	98.1	50.122		189.8	17:30.518		19	43.566	138.5	43.352	93.3	48.944		180.3	2:15.862	
5	43.481	151.7	42.425	102.1	51.190		183.7	2:17.096		20	43.075	142.7	42.518	93.8	48.537		180.9	2:14.130	
6	42.899	153.8	42.502	94.3	49.175		187.2	2:14.576		21	42.985	136.9	42.858	89.0	49.021		184.3	2:14.864	
7	43.076	156.1	42.369	108.3	48.845		185.2	2:14.290		22	42.969	138.1	43.266	91.8	50.815		180.9	2:17.050	
8	43.015	156.3	42.287	102.5	48.926		185.6	2:14.228		23	42.860	137.2	42.330	93.5	48.510		190.5	2:13.700	
9	42.347	159.5	42.619	104.1	49.300		187.2	2:14.266		24	42.318	139.4	42.519	90.8	48.340		186.5	2:13.177	
10	42.615	<u>161.0</u>	43.092	113.8	48.706		189.8	2:14.413		25	42.304	140.8	42.366	94.5	49.620		184.9	2:14.290	
11	42.482	157.7	43.260	95.7	48.808		188.2	2:14.550		26	42.904	149.6	42.469	92.5	Pit In		179.4	2:24.123	
12	42.266	154.7	42.773	103.3	48.959		188.5	2:13.998		27	Pit Out	143.0	42.956	98.4	49.185			5:01.647	
13	42.734	152.8	42.525	98.0	49.069		191.2	2:14.328		28	43.111	154.7	42.856	95.8	48.876		180.9	2:14.843	
14	43.863	129.2	43.115	93.8	Pit In		182.7	2:29.572		29	45.009	141.4	43.193	103.4	48.420		181.8	2:16.622	
15	Pit Out	142.1	43.774	95.0	49.830			3:52.770		30	42.417	159.1	42.626	94.0	48.782		182.7	2:13.825	

482 CHARPENTIER-LE GUIL-ROGER										NO LIMIT RACING									
lap	Sect-1	Speed	Sect-2	Speed	Sect-3	Speed	TopSpeed	laptime	pit	lap	Sect-1	Speed	Sect-2	Speed	Sect-3	Speed	Topspeed	laptime	pit
1	Pit Out	143.6	43.234	104.1	49.616			2:13.078		14	42.550	159.1	<u>41.900</u>	110.1	48.894		184.6	2:13.344	
2	43.226	155.4	42.539	112.6	49.122		181.8	2:14.887		15	42.075	151.0	42.120	99.9	48.993		189.5	2:13.188	
3	42.636	140.3	42.935	105.8	49.566		190.8	2:15.137		16	42.441	152.8	42.475	104.4	Pit In		186.9	2:20.276	
4	44.353	149.2	43.410	100.8	49.012		185.6	2:16.775		17	Pit Out	148.6	43.957	103.3	50.543			4:40.621	
5	42.706	<u>160.0</u>	42.145	94.7	49.472		185.6	2:14.323		18	43.156	144.0	42.556	<u>113.7</u>	50.712		188.5	2:16.424	
6	43.082	157.9	42.567	100.7	Pit In		<u>191.5</u>	2:33.406		19	42.290	145.2	42.503	113.2	49.138		188.2	2:13.931	
7	Pit Out	143.4	47.250	92.6	49.819			3:25.461		20	43.950	150.4	42.775	103.6	50.682		177.6	2:17.407	
8	43.339	134.8	43.450	104.2	49.060		<u>191.5</u>	2:15.849		21	42.820	153.4	42.477	111.9	49.383		182.1	2:14.680	
9	42.135	142.9	42.088	101.8	48.662		190.5	<u>2:12.885</u>		22	42.952	155.6	42.540	107.8	52.051		185.2	2:17.543	
10	42.690	143.4	42.392	106.6	48.447		181.5	2:13.529		23	43.070	145.6	42.450	98.7	Pit In		184.9	2:26.364	
11	42.564	152.1	42.375	92.9	Pit In		181.8	2:23.943		24	Pit Out	145.6	42.351	94.8	<u>48.373</u>			4:34.516	
12	Pit Out	155.4	43.408	96.9	49.622			4:20.753		25	42.040	148.6	42.298	92.8	49.093		181.2	2:13.431	
13	42.426	156.1	42.203	105.5	48.985		183.4	2:13.614		26									

483 DESTIN-EL GLAOUY - PERNAUT - BOUZIANE										ORHES - ARTHRITIS									
lap	Sect-1	Speed	Sect-2	Speed	Sect-3	Speed	TopSpeed	laptime	pit	lap	Sect-1	Speed	Sect-2	Speed	Sect-3	Speed	Topspeed	laptime	pit
1	Pit Out	96.1	49.914	90.3	57.272			2:42.204		15	44.023	158.6	43.124	102.2	48.832		180.6	2:15.979	
2	16:33.165	138.1	45.990	85.6	55.034		0.1	18:14.189		16	43.086	137.6	42.345	107.8	49.285		189.5	2:14.716	
3	44.512	139.7	45.641	98.2	50.546		184.3	2:20.699		17	41.987	158.8	41.890	107.1	48.139		191.5	<u>2:12.016</u>	
4	47.571	146.1	43.223	98.2	51.184		165.9	2:21.978		18	42.295	142.1	42.344	108.4	49.388		<u>191.8</u>	2:14.027	
5	43.353	144.8	43.116	100.7	50.613		187.5	2:17.082		19	43.053	146.1	42.590	95.7	48.302		185.2	2:13.945	
6	44.651	136.4	44.187	95.3	51.510		184.0	2:20.348		20	<u>41.829</u>	163.6	43.127	95.9	48.702		187.2	2:13.658	
7	44.152	142.1	43.169	96.2	49.201		186.9	2:16.522		21	42.828	152.8	43.129	112.4	48.374		180.9	2:14.331	
8	43.521	149.2	43.305	89.9	49.397		187.5	2:16.223		22	42.462	139.7	42.139	96.7	<u>48.077</u>		181.2	2:12.678	
9	44.128	134.7	43.592	90.3	50.197		181.5	2:17.917		23	42.725	145.0	45.705	101.2	50.731		191.2	2:19.161	
10	42.850	155.6	52.537	84.4	50.626		185.2	2:26.013		24	41.924	154.1	42.171	106.2	48.532		186.2	2:12.627	
11	43.024	151.9	43.298	95.7	Pit In		180.9	2:27.438		25	41.907	148.1	42.289	100.4	Pit In		191.5	2:20.507	
12	Pit Out	139.5	43.087	102.5	50.683			3:48.765		26	Pit Out	<u>166.7</u>	44.663	96.0	49.425			5:13.721	
13	43.862	149.0	42.188	113.3	49.483		180.9	2:15.533		27	45.001	153.4	45.207	99.6	49.421		184.9	2:19.629	
14	42.585	157.2	<u>41.403</u>	<u>128.9</u>	56.184		183.7	2:20.172		28	43.104	154.3	47.772	97.2	51.364		184.3	2:22.240	

555 LACOSTE-MORALES-THIRION										THIMO									
lap	Sect-1	Speed	Sect-2	Speed	Sect-3	Speed	TopSpeed	laptime	pit	lap	Sect-1	Speed	Sect-2	Speed	Sect-3	Speed	Topspeed	laptime	pit
1	Pit Out	146.7	42.063	109.2	47.507			2:08.111		16	41.870	166.7	41.124	113.1	48.419		184.6	2:11.413	
2	43.097	153.2	41.621	108.7	47.496		<u>193.5</u>	2:12.214		17	42.115	164.1	40.875	120.0	47.947		189.1	2:10.937	
3	17:52.291	161.0	41.569	97.6	48.566		193.2	19:22.426		18	41.568	162.4	41.098	120.5	49.183		187.5	2:11.849	
4	41.830	161.4	41.582	89.3	48.547		184.0	2:11.959		19	42.123	162.7	41.115	117.5	48.071		181.2	2:11.309	
5	41.406	162.2	41.397	108.4	48.342		193.2	2:11.145		20	41.499	164.6	41.051	109.0	47.810		185.9	2:10.360	
6	42.587	157.7	41.614	115.3	47.771		189.8	2:11.972		21	41.608	162.2	42.520	106.1	Pit In		184.3	2:18.749	
7	41.610	161.4	41.445	106.3	48.564		187.5	2:11.619		22	Pit Out	134.7	42.707	99.5	48.389			3:38.552	
8	41.905	160.7	41.169	102.0	48.245		185.9	2:11.319		23	41.502	148.8	41.485	105.8	47.485		190.1	2:10.472	
9	41.314	144.4	43.054	113.0	47.927		187.5	2:12.295		24	45.651	108.7	45.919	120.8	49.292		191.8	2:20.862	
10	41.540	155.6	41.654	98.2	47.408		191.5	2:10.602		25	41.893	157.9	41.840	100.6	47.921		185.9	2:11.654	
11	41.655	160.0	41.328	109.0	<u>47.308</u>		184.6	2:10.291		26	41.867	157.9	43.552	101.8	47.769		184.9	2:13.188	
12	41.477	152.1	41.860	110.2	47.489		188.2	2:10.826		27	<u>41.307</u>	166.7	40.882	<u>122.7</u>	48.087		188.5	<u>2:10.276</u>	
13	41.647	154.3	41.799	111.5	Pit In		189.1	2:17.182		28	42.022	159.5	<u>40.850</u>	120.8	47.819		192.2	2:10.691	
14	Pit Out	162.9	41.859	104.2	48.126			4:34.916		29	44.557	145.7	43.913	112.3	Pit In		192.9	2:26.157	
15	41.914	<u>169.8</u>	41.510	106.0	47.946		184.9	2:11.370		30									


FUN RACING CARS 2021 - PORTIMÃO

Autódromo Internacional do Algarve

FUN CUP

14 - 17 October 2021

Laps and Sector Times - Essais Libres

Autodromo Internacional Algarve - 4652 mtr.

910 COADIC-FAURE-NOIVO									SKR								
lap	Sect-1	Speed	Sect-2	Speed	Sect-3	Speed	TopSpeed	laptime pit	lap	Sect-1	Speed	Sect-2	Speed	Sect-3	Speed	Topspeed	laptime pit
1	Pit Out	104.4	48.593	102.5	57.959			2:35.230	13	47.457	134.2	48.679	81.3	56.638		178.8	2:32.774
2	17:42.984	130.3	46.407	89.0	51.564		0.1	19:20.955	14	48.476	128.1	47.624	89.0	56.718		175.6	2:32.818
3	46.459	135.7	46.193	105.5	<u>51.250</u>		161.7	2:23.902	15	48.235	133.2	48.511	90.1	55.055		173.4	2:31.801
4	45.870	139.9	46.738	97.0	53.184		177.9	2:25.792	16	47.667	129.2	50.177	83.3	55.524		170.6	2:33.368
5	47.412	138.8	45.262	<u>106.3</u>	52.501		181.2	2:25.175	17	48.642	<u>143.0</u>	49.888	85.9	55.125		172.5	2:33.655
6	<u>45.156</u>	130.4	<u>45.227</u>	101.6	51.347		<u>181.8</u>	<u>2:21.730</u>	18	47.570	130.1	49.793	86.7	56.873		171.7	2:34.236
7	45.808	134.2	46.106	91.5	Pit In		177.0	2:49.781	19	47.730	130.1	47.364	89.6	Pit In		180.9	2:52.387
8	Pit Out	106.0	53.271	83.9	1:00.704			7:25.991	20	Pit Out	117.9	50.227	89.2	56.291			6:46.713
9	50.246	115.3	51.212	89.1	58.016		173.1	2:39.474	21	49.719	128.6	48.717	85.6	57.816		156.7	2:36.252
10	49.226	125.0	49.850	87.4	59.006		175.9	2:38.082	22	49.066	120.3	50.042	91.4	58.295		150.0	2:37.403
11	47.413	136.9	49.191	90.3	57.156		176.8	2:33.760	23	50.324	121.5	50.209	98.0	57.015		138.5	2:37.548
12	49.627	125.0	50.498	85.8	56.725		175.0	2:36.850	24								